
219.0 (36.5ᵏ)
102.0
19.5
7.5
12.0
48.0
27.0
12.0
21.0
24.0
111.0 (78.5ᵏ)
30.0
18.0
15.0
設計課
書庫
8.2坪
洗面台
男子便所
女子便所
會計
設計
下ル
図書室
7.3坪
図庫
5.3坪
5.2坪
167.9坪
63.0
10.5
16.5
60.0
390
顧問室
階段室
宿直室
6.0坪
3.0坪
7.5坪
營業課

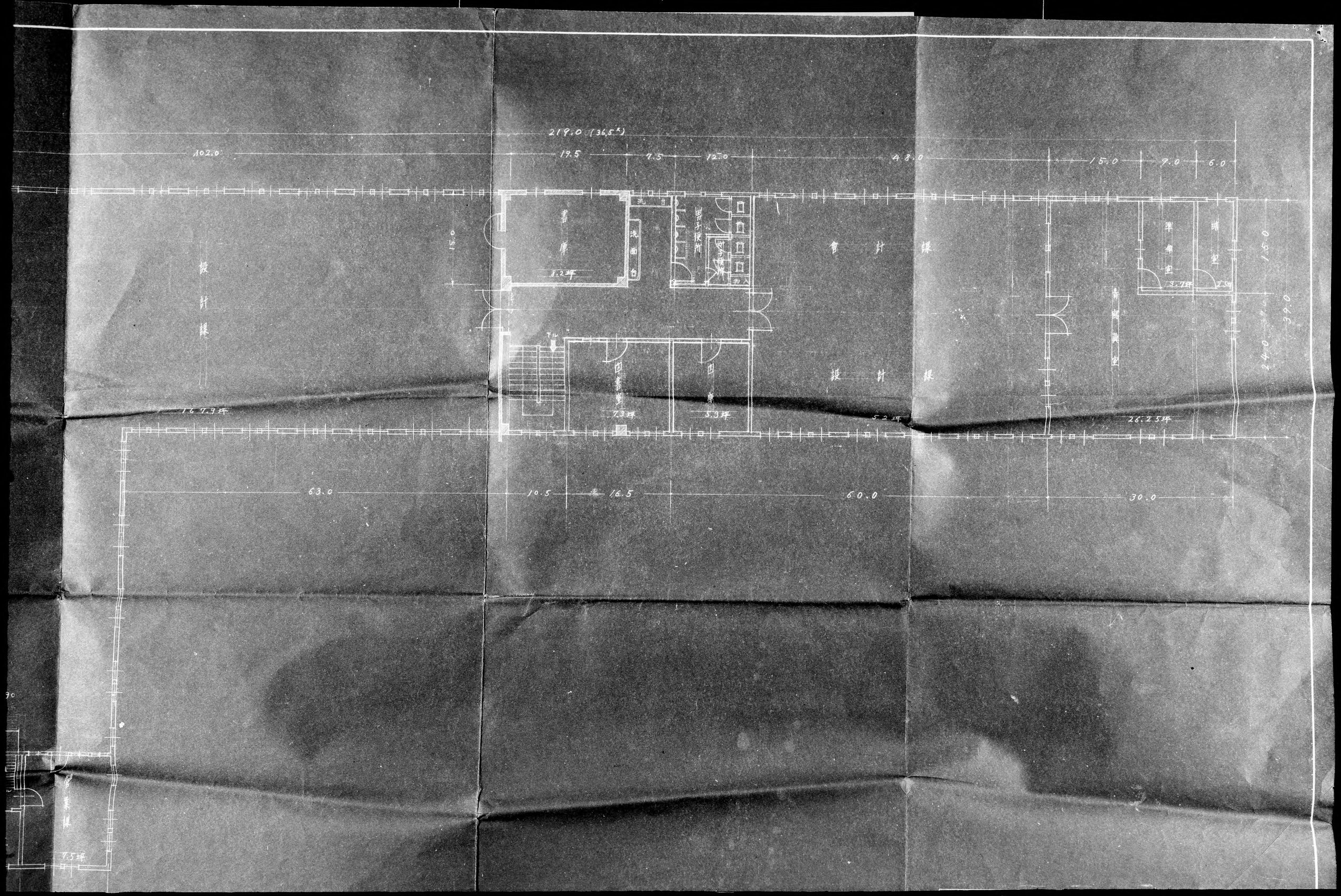

219.0 (36.5ᵏ)
102.0
19.5
7.5
12.0
48.0
15.0
9.0
6.0
設計課
書庫
8.2坪
洗面台
男子便所
女子便所
會計課
設計課
準備室
3.7坪
2.5坪
青寫眞室
15.0
39.0
24.0
167.9坪
7.3坪
5.3坪
5.2坪
26.25坪
63.0
10.5
16.5
60.0
30.0
7.5坪

21.0

11.0 (12.5坪) 24.0

30.0

18.0

3.9.0

6.0坪

3.0坪

7.5坪

12.0 12.0 5.0

63.0 10.5 16.5 6.0.0

7.3坪 5.3坪 5.2坪

塔屋平面

10.0 15.0

符號	年月日	來歷	實施機体	監督官

10	
9	
8	
7	
6	
5	
4	
3	
2	
1	
符號	
型式	形狀
機名	体稱
圖番	面號

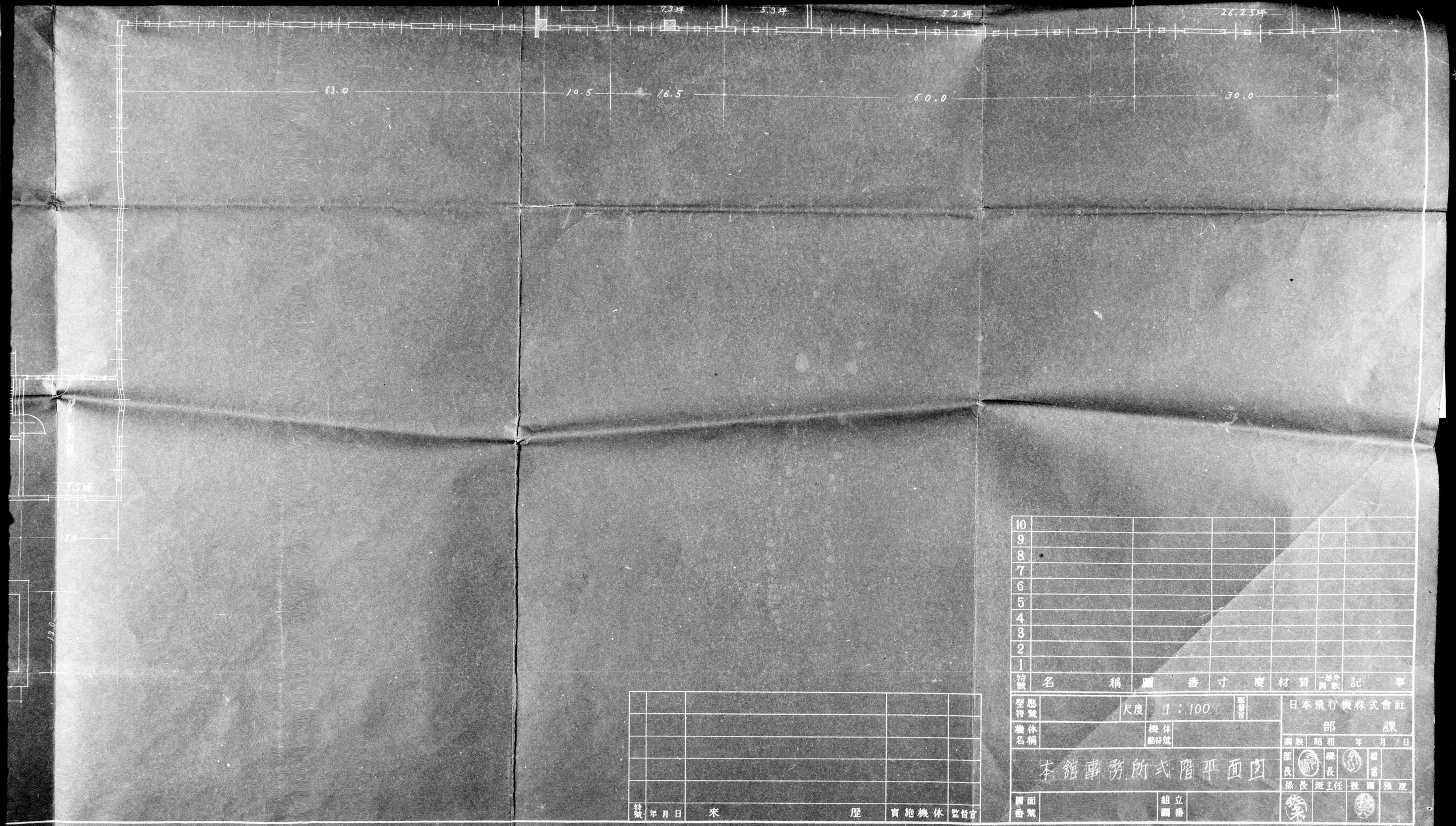
7.3坪
5.3坪
5.2坪
26.25坪
63.0
10.5
16.5
60.0
30.0
12.0
10
9
8
7
6
5
4
3
2
1
符號
名稱
圖番
寸度
材質
一部分買數
記事
型符號
尺度
1:100
監督官
日本飛行機株式會社
部課
機名
機体符號
本館事務所弐階平面図
部長
課長
係長
班主任
製圖
強度
面番號
組立圖番
符號
年月日
來歷
實施機体
監督官


219.0 (36.5ᵗ)
102.0
19.5
7.5
12.0
48.0
15.0
9.0
6.0
書庫
8.2坪
洗面台
男子便所
會計課
設計課
書庫
7.3坪
5.3坪
5.2坪
26.25坪
167.9坪
63.0
10.5
16.5
60.0
30.0
7.5坪

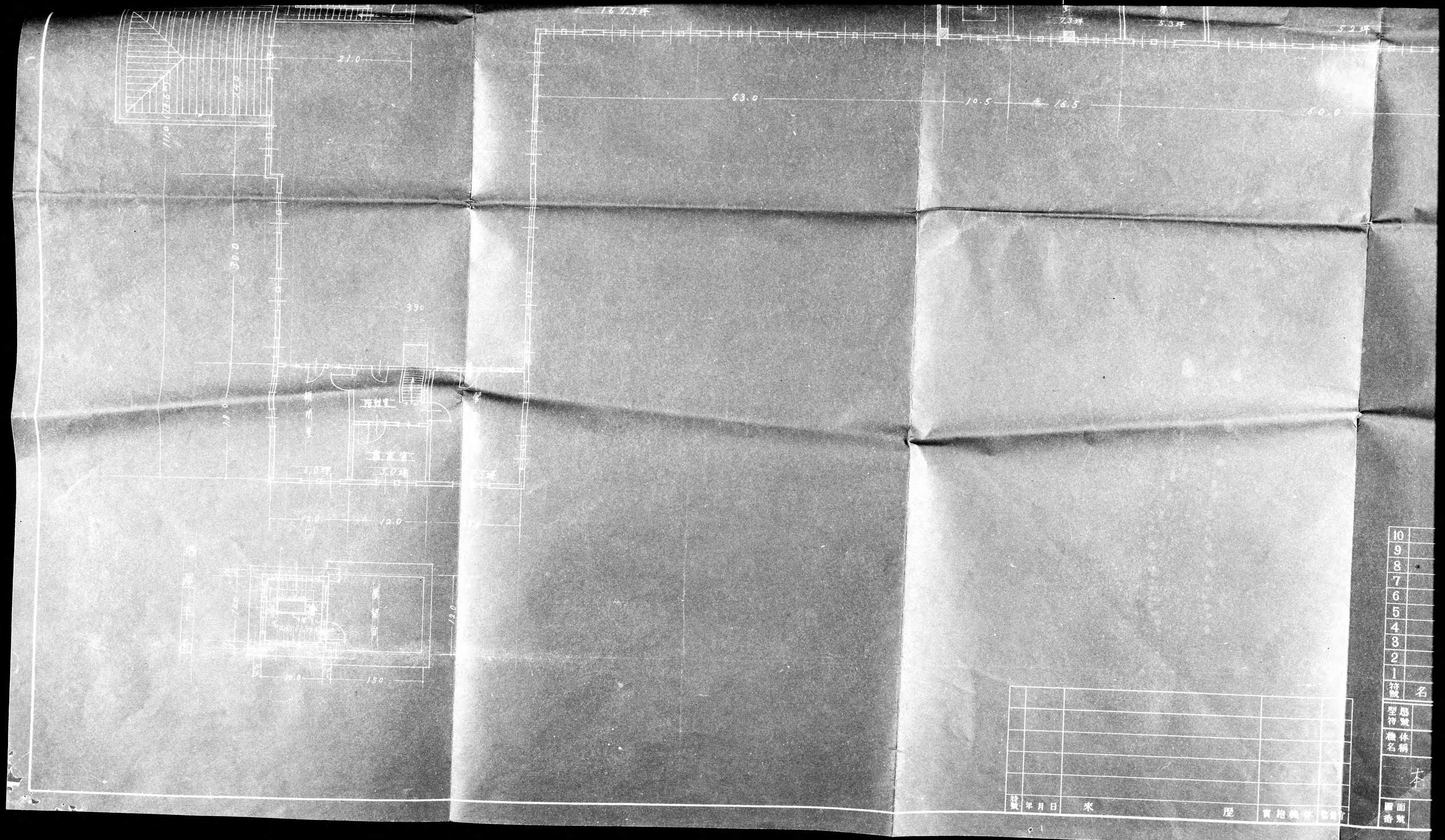

21.0
63.0
10.5
16.5
60.0
30.0
18.0
12.0
12.0
12.0
10.0
15.0
10
9
8
7
6
5
4
3
2
1
符號
名
型符
態號
機名
体稱
本
圖番
面號
符號
年月日
來
歷
實施機体

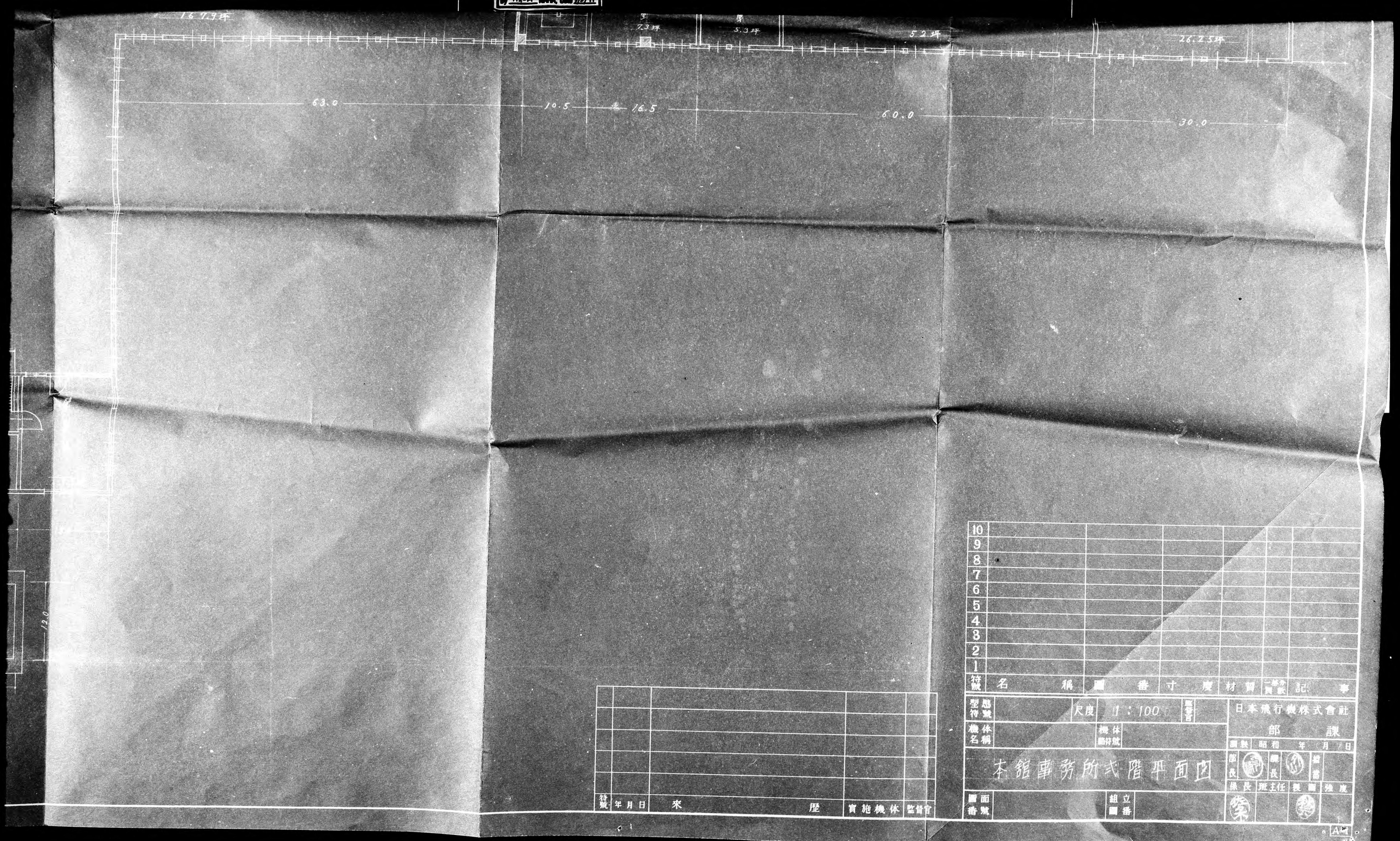

167.9坪
7.3坪
5.3坪
5.2坪
26.25坪
63.0
10.5
16.5
60.0
30.0
12.0
10
9
8
7
6
5
4
3
2
1
符號
名稱
圖番
寸度
材質
一部分質數
記事
型符號
尺度
1:100
圖番
日本飛行機株式會社
部課
機名稱
機体略符號
本館事務所式階平面図
圖製
昭和 年 月 日
部長
課長
組番
係長
班主任
製圖
強度
圖面番號
組立圖番
符號
年月日
來歷
實施機体
監督官
A-1

By HR-A NARA Date 3/6/91

工場配置図

縮尺 1:1000

昭和20年8月31日現在

feet? Meters?

敷地面積 62,140.38 坪 (205,422 m²)

建築延坪数 17,217.15 坪 (56,892 m²)

凡例

鉄筋又ハ鉄筋コンクリート造

木造

Bldg measurements in ken?

1 ken = 5.965 feet

4 営繕工場 193.00

7 企画課事務所 19.80

8 部品工場 198.00

6 機行艇部品工場

9 機行艇組立工場 3228.52

19 屋根一部分破損 壁30%破損

BLAST DAMAGE

18 第三食堂 屋根一部破損

21 現場事務所 121.21

22 第一更衣場 100.3

23 第一部品 修理工場 198.00

25 屋根及壁一部破損 倉庫 440.00

34 荷造工場 198.00

35 製図室 198.00

36 治具 440.00

37 第一発送準備工場 198.00

38 第七材料倉庫 198.00

39 木材倉庫 198.00

屋根の30%破損

40 本館事務室 835.08 応接室 215 講堂 1,005.44

41

45 屋根及壁20%破損 第二現場事務所 276.15

46 給油所 19.650

47 第二材料倉庫 534.00

48 機械工場 5,640.5

49 鉄骨倉庫 180.00

50 製罐工場 156.00

51 鍛冶工場 198.00

53 (a,b,c,&d) 1,005.44 屋根及壁共約60%破損 4,770.48

54 第二演習工場 130.00

55

56 水槽 33.00

57 風洞実験室 117.00

58 屋根及壁共30%破損

59 更衣室 322.67

60 第一工員食堂 307.67

61 第四材料倉庫 317.00 屋根10%破損

62 第二材料倉庫 174.90

63 第一材料倉庫 174.90

64 a 5.89 b 5.89

65 8.33

66 屋根及壁30%破損

67 屋根及壁共30%破損

69 第一組立工場 屋根及壁共100%破損 鉄骨現存

72 第二工場

SMALL BOMB

PARTLY DAMAGED

GLUING SHED

WOOD WORKING

ALL OTHERS:
10 JUNE '45
RAID.

feet ?　　Meters ?

敷地面積　62,140.38 坪　(205,422 M²)

建築延坪数　17,210.15 坪　(56,892 M²)

凡例　鉄骨又ハ鉄筋コンクリート造

木造

BLAST DAMAGE

1 ken = 5.9

ALL OTHERS:
10 JUNE '45
RAID.

SHŪSUI
10 people killed

SMALL BOMB

WOOD WORKING SHOP

DEPTH - 2 M
DIAMETER - 5 M

SMALL BOMB
LARGE BOMB

HX-5
75 removed to new site
~~75~~ completely destroyed
76 " "
70 b-c burned.
73 removed.

72 (4) 1/2 removed
slightly damaged by rain
72 b damaged.

55 - training plane to
operations

Zuiun – ~~Eto~~ F/P.
Paul

also – SHUSUI
rocket plane –
only on finish



Shepherd

U.S.S.B.S.
PHOTO-INTELLIGENCE CENTER
PHOTO-INDUSTRIAL SECTION

INDUSTRIAL ANALYSIS

Purpose of Report

I. To determine the accuracy of the various phases of the Photo-Intelligence produced in support of operations against the Japanese homeland.

II. To determine procedures, techniques and lines of further experimentation which will improve the accuracy and utility of photographic intelligence.

——— " ———

Types of reports

1st level I. A single report summarizing the findings on the entire field under investigation.

*2nd level II. A series presenting the findings in each of the major subjects under investigation, i.e., Defenses, Electronics, Industries, etc.

*3rd level III. A series presenting a detailed comparison of the actual versus the interpreted situation, for each type of target or installation studied.

——— " ———

U.S.S.B.S.
(PACIFIC)
PHOTO-INTELLIGENCE CENTER
PHOTO-INDUSTRIAL SECTION

Third Level Report No.____

INDUSTRY: _____

NAME OF TARGET: _____

TARGET NUMBER: _____

LOCATION: _____ LAT. _____ LONG. _____

SOURCES OF DATA:

SUMMARY:

DESCRIPTION OF TARGET:

(A) F/A - FUNCTIONAL ANALYSIS

1. USE OF PLANT.

Reported: _____

Actual : _____

2. BOUNDARIES.

3. BUILDING IDENTIFICATION.

BLDG. NO.		FUNCTION		% CORRECT	Remarks (Possible reasons for error)
J.T.G.	Other	Reported	Actual		
		PRIMARY BLDGS			
		SECONDARY BLDGS			

4.

	PRIMARY No.	PRIMARY %	SECONDARY No.	SECONDARY %
Total number of buildings				
Identified correctly				
Similar occupancy				
Wrongly identified				
Unidentified				

5. Summary of Remarks: (Reasons for wrong identification, no identification; how interpretation can be improved, etc.)

6. Sources of information: (Both Reports and Field Data)

(B) S/A - STRUCTURAL ANALYSIS

1. Check on scale measurement.

2. S/A

(See following page)

BLDG. NO.		Floors									Walls				Roof				Construction type			H.E. Vulnerability			REMARKS
		Number			Type			Combustibility			Type		Combustibility		Type		Combustibility								
E.T.O.	Other	R.	A.	%	R.	A.		R.	A.	%	R.	A.	R.	A.	%	R.	A.	R.	A.	%	R.	A.	%	R.	A.	%	

3. Total number of Bldgs. _____
Percent of number of floors reported correctly _____
Percent of combustibility of floors reported correctly _____
Percent of combustibility of walls reported correctly _____
Percent of combustibility of roofs reported correctly _____
Percent of construction types reported correctly _____
Percent of H.E. vulnerability reported correctly _____
Average percent reported correctly _____

4. Summary of Remarks (Reasons for wrong identification, how interpretation can be improved, etc.)

5. Sources of information (Both Reports and Field data)

(C) D/A - DAMAGE ASSESSMENT

1.

* N.B. INSTEAD OF % OF BLDG., GIVE THE ANSWER IN SQ FT OF DAMAGE.

BLDG. NO.		Structural (%* of Bldg)		Superficial (%* of Bldg)		Minor (%* of Bldg)		Removed (%* of Bldg)		Other (%* of Bldg)		REMARKS
J.T.G.	Other	R.	A.	R.	A.	R.	A.	R.	A.	R.	A.	

2. Total ~~number~~ SQ. FT. of bldgs. _____
Percent of structural damage reported correctly _____
Percent of superficial damage reported correctly _____
Percent of minor damage reported correctly _____
Percent of bldgs. removed reported correctly _____
Other _____

	Reported	%	Actual	%
Total structural damage				
Total superficial damage				
Total minor damage				
Total other damage				

3. Summary of Remarks (Reasons for wrong identification, extent of interior damage, improvements, etc.)

4. Effects of raids on production (if available).

5. Casualties (if available).

6. Sources of information: (Both Report and Field Data)

Report written by _____

Date _____

ABBREVIATION NOTES

Construction Material

Floor:	Earth or Dirt	D
	Concrete	C
	Brick	B
	Wood and frame	W/F
	Wood block	W/Block
	Tile	T
Wall:	Wood and frame	W/F
	Wood Frame & Plaster	P/W
	Tile	T
	Brick	B
	Reinforced concrete	R/C
	Corrugated asbestos	C/A
	Corrugated metal	C/M
Roof:	Wood and frame	W/F
	Metal and wood frame	M/WF
	Metal and steel frame	M/SF
	Corrugated asbestos and wood frame	CA/WF
	Corrugated asbestos and steel frame	CA/SF
	Tile and wood frame	T/WF
	Tile and steel frame	T/SF
	Slate	S
	Reinforced concrete slab	R/C
Other:	Reported	R
	Actual	A
	Joint Target Group	J.T.G.
	High Explosive	H.E.

GROUP			Type Symbol	DESCRIPTION
(A) Single story, no traveling cranes, spans generally less than 75 feet, heights at eaves generally less than 25 feet, area of 10,000 sq.ft. or more	1	Saw-tooth roofs	A1.1	All buildings of this group with saw-tooth roofs other than those included in types A1.2, A1.3, and A1.4
			A1.2	Frame and roof slab monolithic reinforced concrete.
			A1.3	Exposed top chords of trusses.
			A1.4	Stressed skin type reinforced concrete (e.g., Zeiss-Dywidag).
	2	Non-saw-tooth roofs	A2.1	Simple beam and column
			A2.2	Arches and rigid frames
			A2.3	Truss construction
			A2.4	Frame and roof slab monolithic reinforced concrete
			A2.5	Stressed skin including concrete shell
(B) Single story with traveling cranes any length of span, area of 10,000 sq.ft. or more	1	Buildings housing heavy cranes	B1	Buildings containing runways for heavy cranes (capacity 25 tons or more) and of height, at eaves, generally more than 30 feet.
	2	Buildings housing light cranes	B2	All buildings in this group other other than those in B1.
(C) Single story, no traveling crane runways. Spans greater than 75 feet. Heights at eaves generally greater than 25 feet, area of 10,000 sq.ft. or more. (see figures 1-7, for illustration of C types in JTG Index, Vol 1, File No. 65,095-65,097).	1	Main framed members in two directions	C1.1	Roof trusses supported along one side of building by long span trusses and along other side by columns. Permits large door along one side, and at ends.
			C1.2	Continuous trusses in one or two directions, long span in one direction, supported by columns or exterior walls, and by internal columns.
			C1.3	Exposed chord saw-tooth roof buildings, exposed chord trusses supporting major size trusses at 90°. One or both truss systems may be of long span.
			C1.4	Diamond mesh arch.
	2	Main framed members in one direction only	C2.1	Long span arches individually supported along sides of building. May be arranged in multiple spans joined.

GROUP			Type Symbol	DESCRIPTION
			C2.2	Long span triangular or bowstring trusses individually supported by columns at side of building. May be arranged in multiple spans joined using common columns. Roof pitch exceeds 2 in 10.
			C2.3	Long span trusses, top cord of pitch 2 in 10 or less, including exposed cord sawtooth roofs, individually supported by columns along sides of building. May be arranged in multiple spans using common columns or may be continuous over internal columns.
	3	Shell type construction	C3	Stressed skin including concrete shell construction.
(D) All single story buildings of less than 10,000 sq.ft. plan area.			D	This type covers all single story industrial buildings, regardless of type of construction, if under 10,000 sq.ft. in plan area.
(E) Multi-story framed building			E1	Earthquake resistant: Extremely heavy steel or reinforced concrete, multi-story construction, designed to resist heavy lateral loads.
			E2	Structures in this group other than those in E1.
(F) Multi-story wall bearing buildings. (May have internal columns).			F1	Earthquake resistant, wall bearing construction (Walls of reinforced brick, concrete, or very massive masonry.)
			F2	Structures in this group other than those in F1.
(S) Special Structures			S	Coke ovens, test cells, fuel storage, boilers in power plants, etc.

COMBUSTIBILITY CATEGORIES AND DEFINITION OF TERMS.

C - **Combustible:**

Buildings whose roof and/or walls are constructed of combustible material. The floors (except the ground floor) are required to be of similar construction. Wood-framed buildings with non-combustible sheeting on roof and/or walls are also included in "Combustible" class.

N - **Non-Combustible:**

Buildings which have no significant amount of combustible material in the structure, but whose structure is susceptible to damage by fire in the contents. An example of this type is a building with exposed steel members which may be warped irreparably by the heat of a fire. Roofs of this type are: Corrugated asbestos, corrugated iron, precast or pour-in-place cement or gypsum on exposed steel, and reinforced concrete 2½ inches thick or less.

R - **Fire-Resistant:**

Buildings which have no significant amount of combustible material in the structure and which will withstand all but the most intense fire without structural damage. Roofs and floors (other than ground) should be of concrete more than 2½ inches thick, and the steel frame should be protected and not subject to ordinary fire damage.

In case of a combination of the above types of construction, the building is classified as "Mixed".

H. E. VULNERABILITY CLASSES

H. E. Vulnerability Class	Substructural Groups.
V1	E1
V2	B1, B2
V3	E2, F1
V3A	F2
V4	A1.1, A1.2, A1.3, A2.1, A2.2, A2.3, A2.4, D C1.2, C1.3, C1.4, C2.3
V4A	A1.4, A2.5 C1.1
V5	C2.1, C2.2 C3

The above structural types have been put into the same category which exhibit the same vulnerability to H.E. bombs, regardless of whether or not the buildings are of similar structural characteristics. These categories are called "H.E. Vulnerability Classes" and are given the relative symbols V1, V2, and so on. In general the higher the number, the higher will be the vulnerability of the class.

The Nihon Hikoki Kaisha Ltd.
Tomioka, Isogoku
Yokohama

By HR-M NARA, Date 3/5/91

塔屋平面

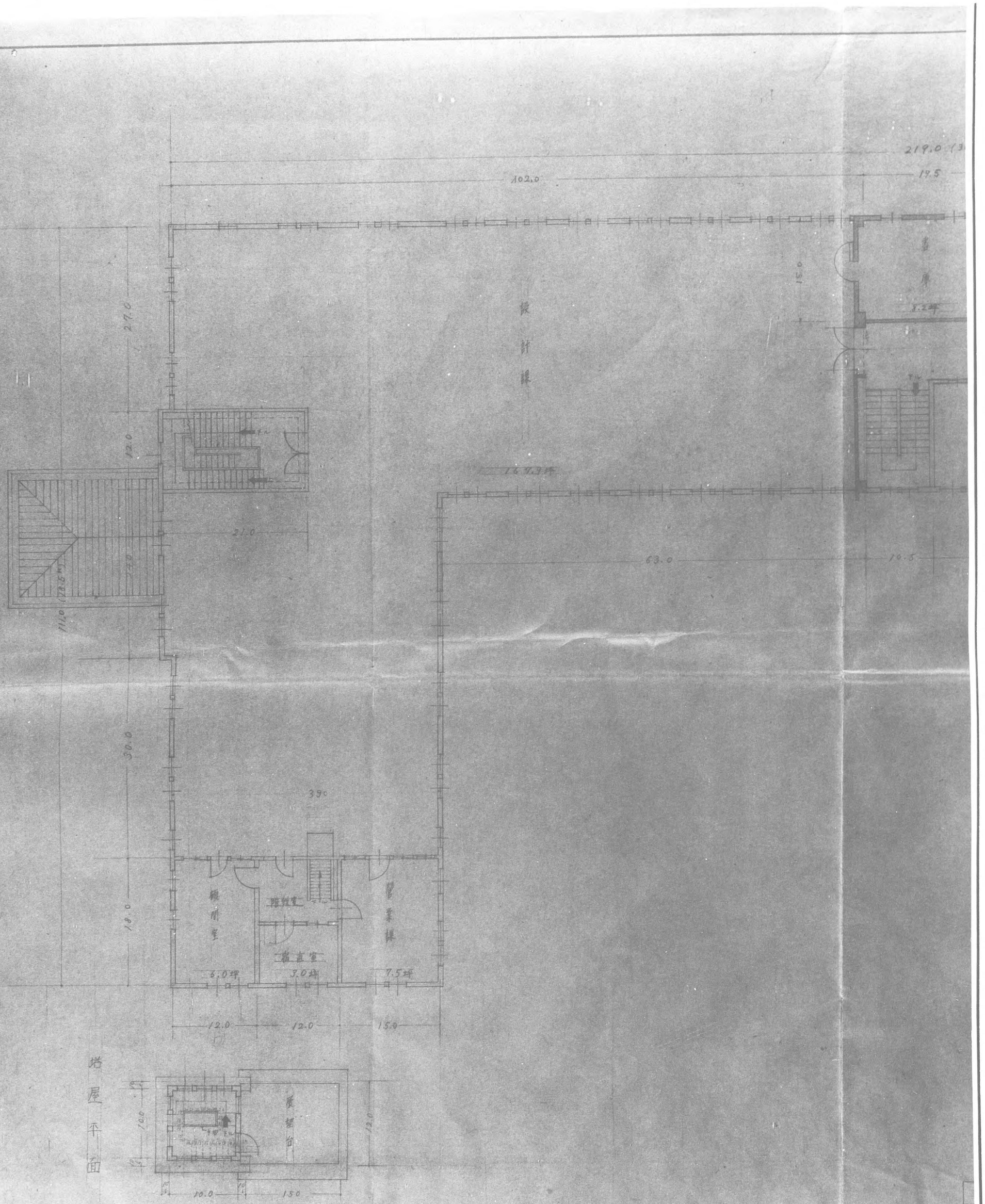

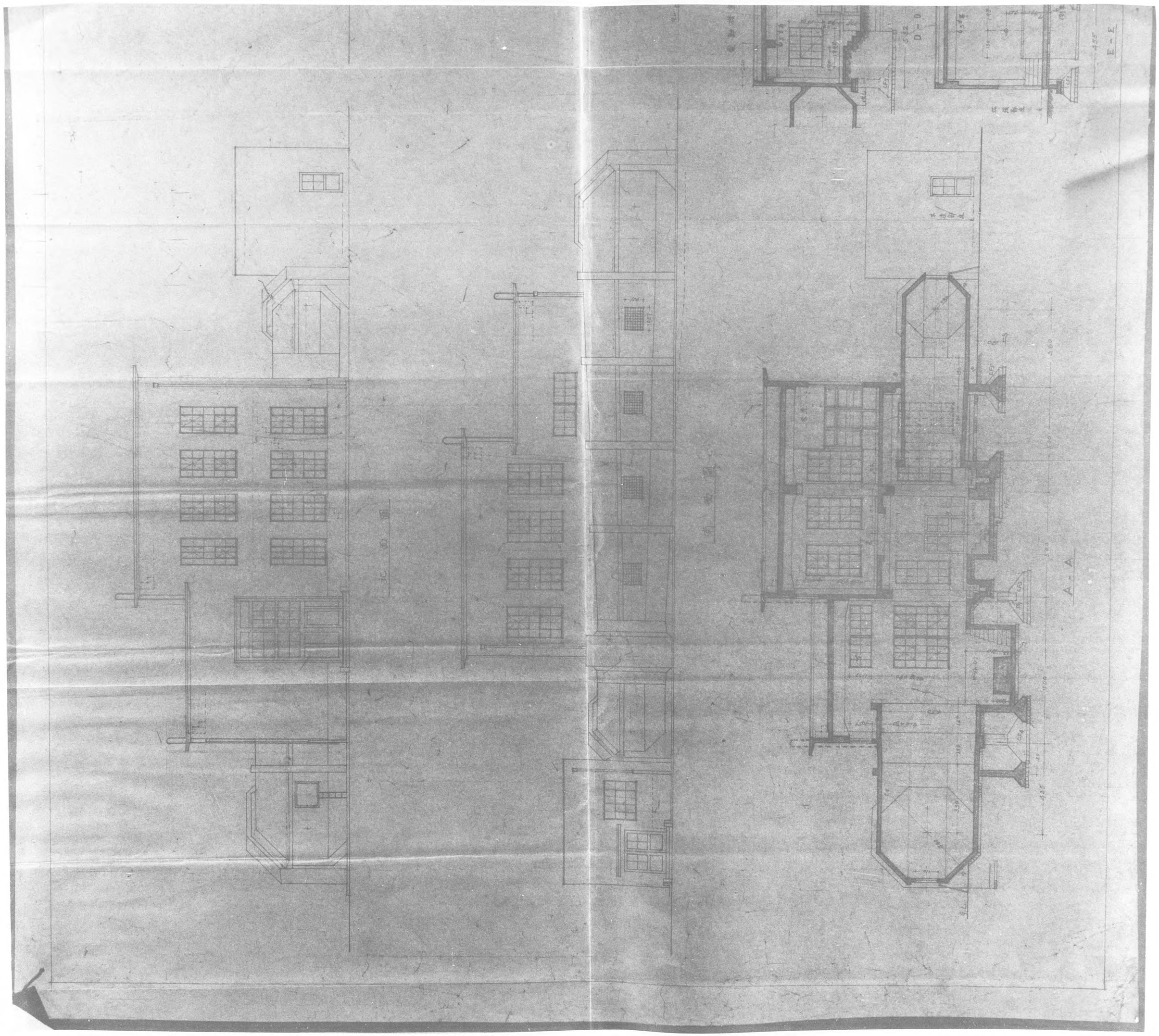
D - D
E - E
A - A

日本飛行機株式会社拡張第二本工場増築

番号		縮尺
4	軸組立面図 昭和12年11月26日	1/200
西村	西村建築事務所	

訂正図

13.5.4 -
13.6.24



断面訂正部材表

(図中太字実線訂正部材表示)
(13.6.24付)

符号	型	使用材
WF3	東重	a: 2L-50×50×6 b: 1L-65×65×6 c: FB 50×6 @ 30° Rivets 16φ @ 300
WF4	80	2L-65×65×6 Rivets 16φ @ 300
GT3	⌐	1L-75×75×9
GT4	⌐	1L-75×75×6
GS1	土	2L-125×75×9 Rivets 16φ @ 300

仮設材、明細「トラス」下、
1L-135×65×6
「トラス」妻部、
1L-65×65×6
ヲ使用セルモノナリ

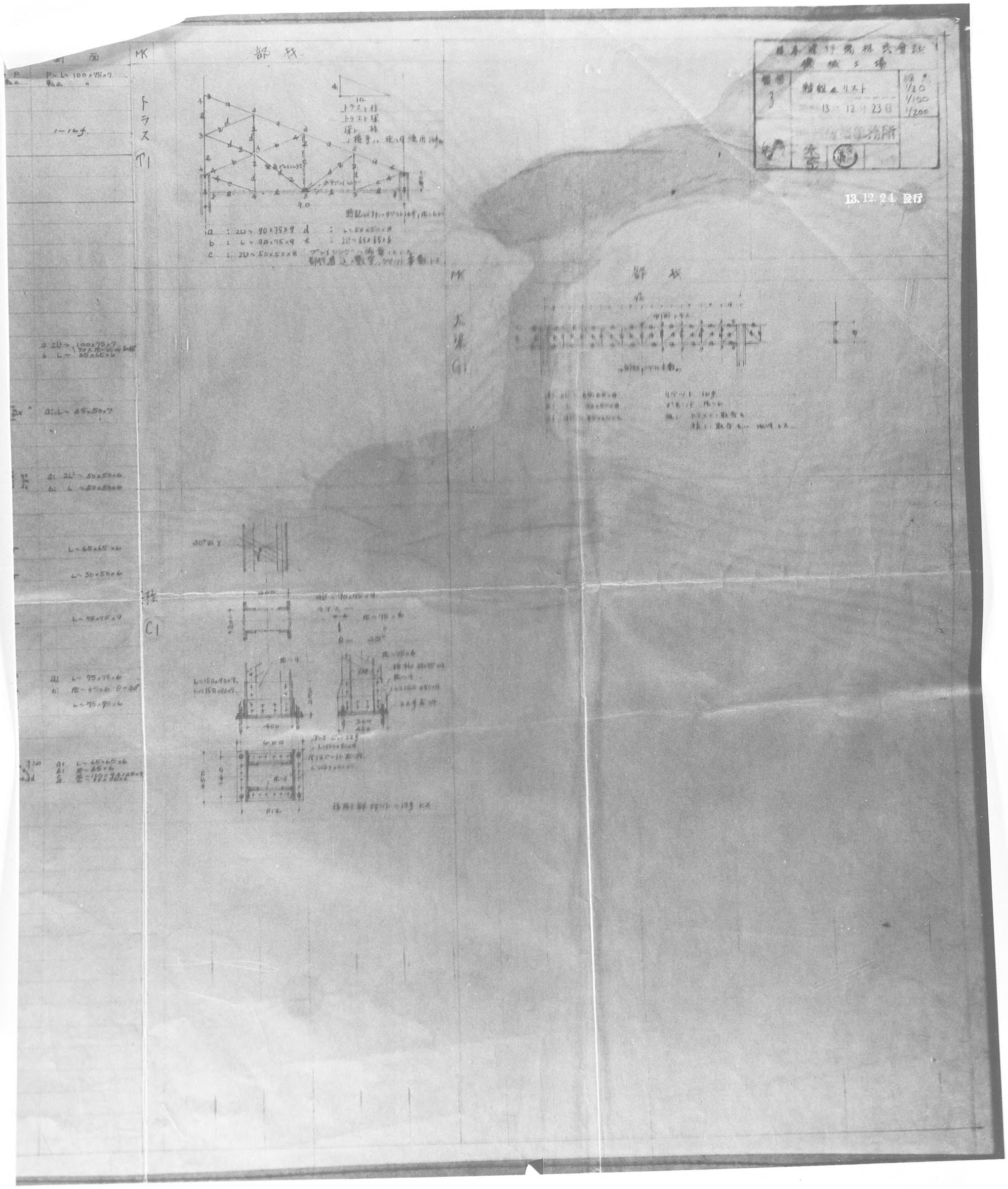

部 材
MK
トラス
T1
a : 2L~ 90×75×9
b : L~ 90×75×9
c : 2L~ 50×50×8
d : L~ 50×50×8
e : 2L~ 65×65×6
部 材
MK
大梁
G1
C1
13. 12. 24. 発行

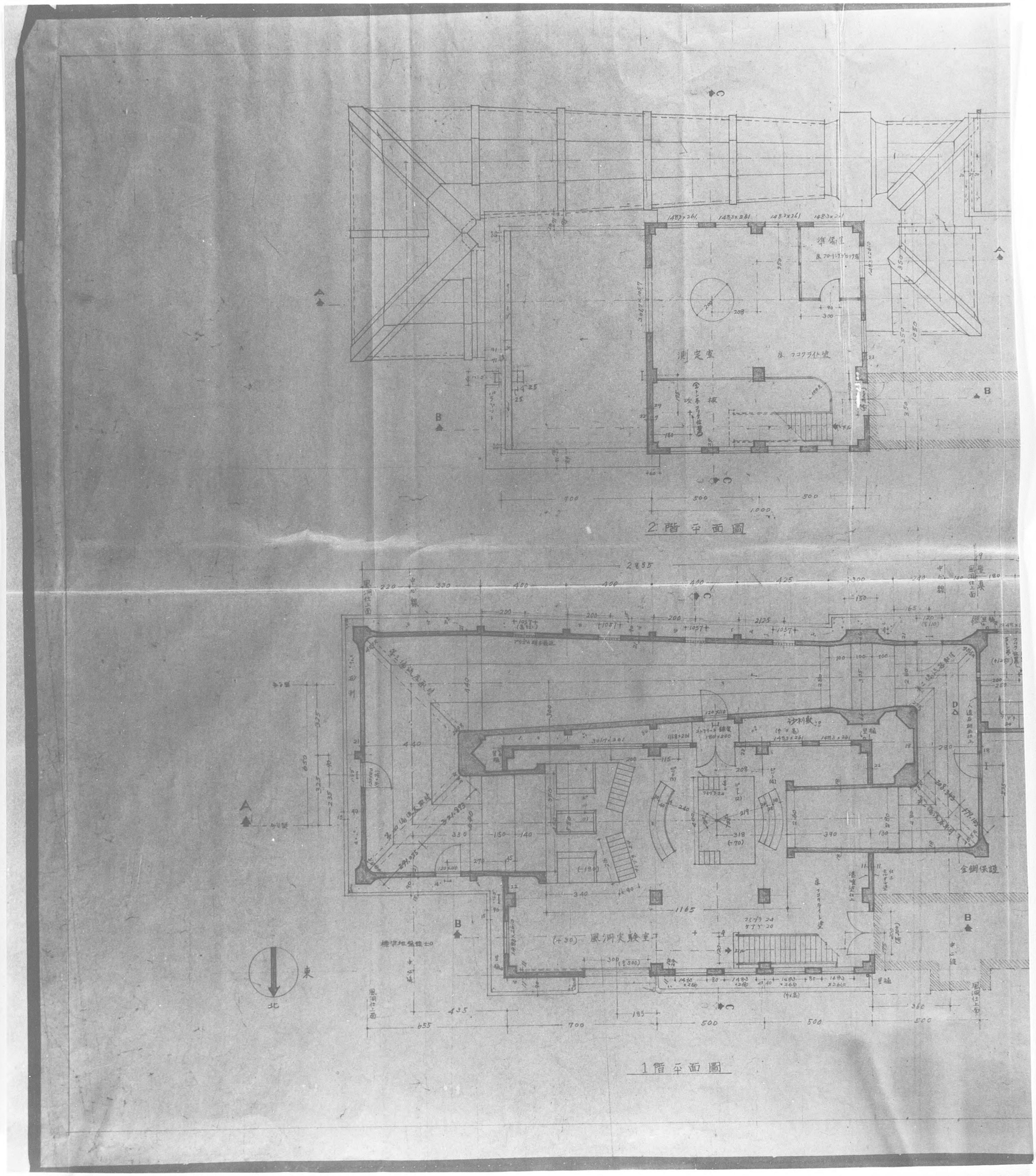

2階平面圖

1階平面圖

日本飛行機株式會社 風洞實驗室
新築工事

番号	立面圖及斷面圖	縮尺
2	昭和15年9月15	1/100
	西村建築部	

西面圖

C－C

D－D

E－E

B－B

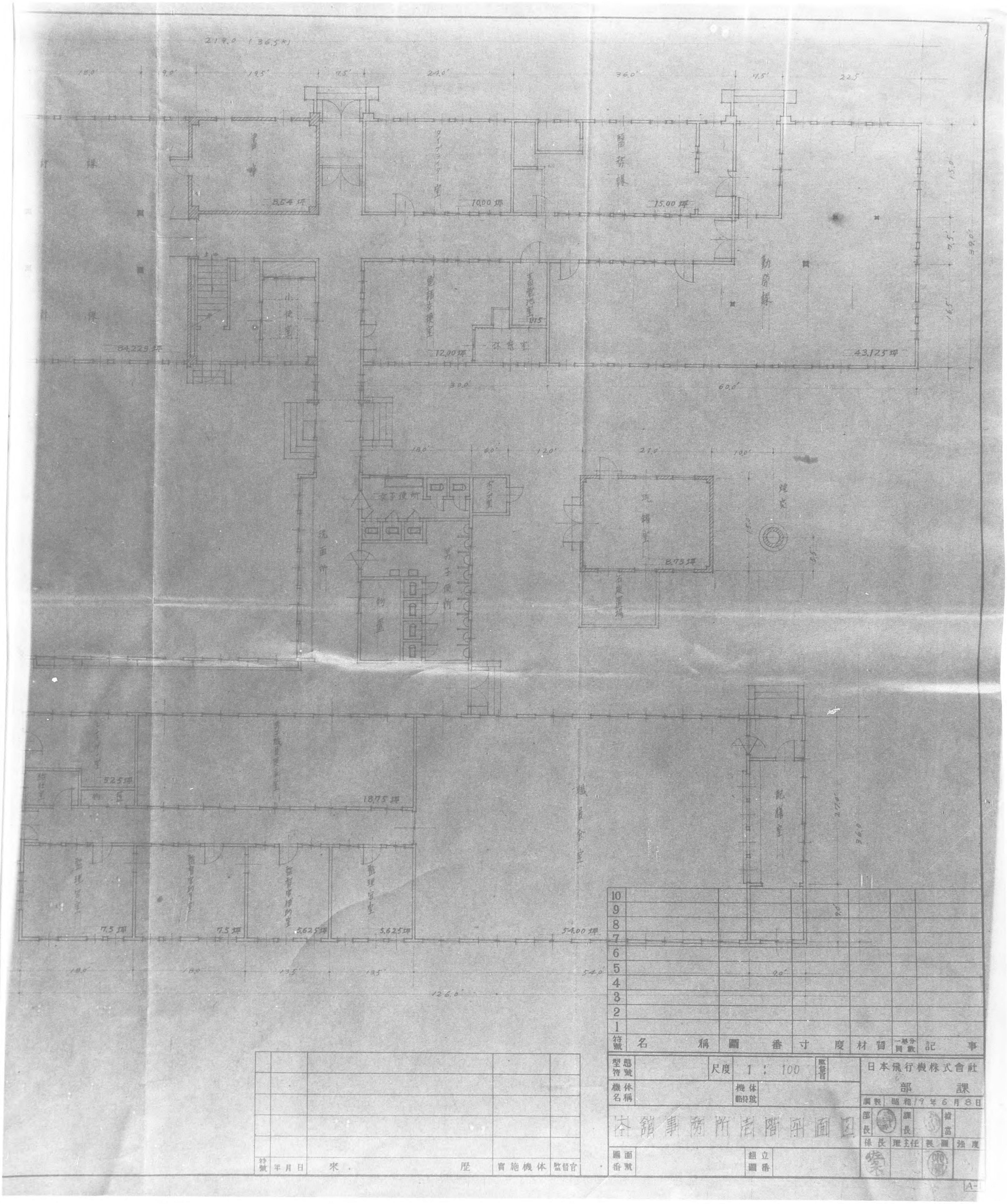

符號	名稱	圖番	寸度	材質	一基分員數	記事
10						
9						
8						
7						
6						
5						
4						
3						
2						
1						

符號	年月日	來歷	實施機体	監督官

型符 態號 | 尺度 1 : 100 | 監督官

機名 体稱 | 機体略符號

日本飛行機株式會社 部課

調製 昭和19年6月8日

本館事務所 [illegible]

部長 | 課長 | 擔當

係長 | 班主任 | 製圖 | 強度

圖面番號 | 組立圖番

A-

By HR-M NAPA Date 3/5/91

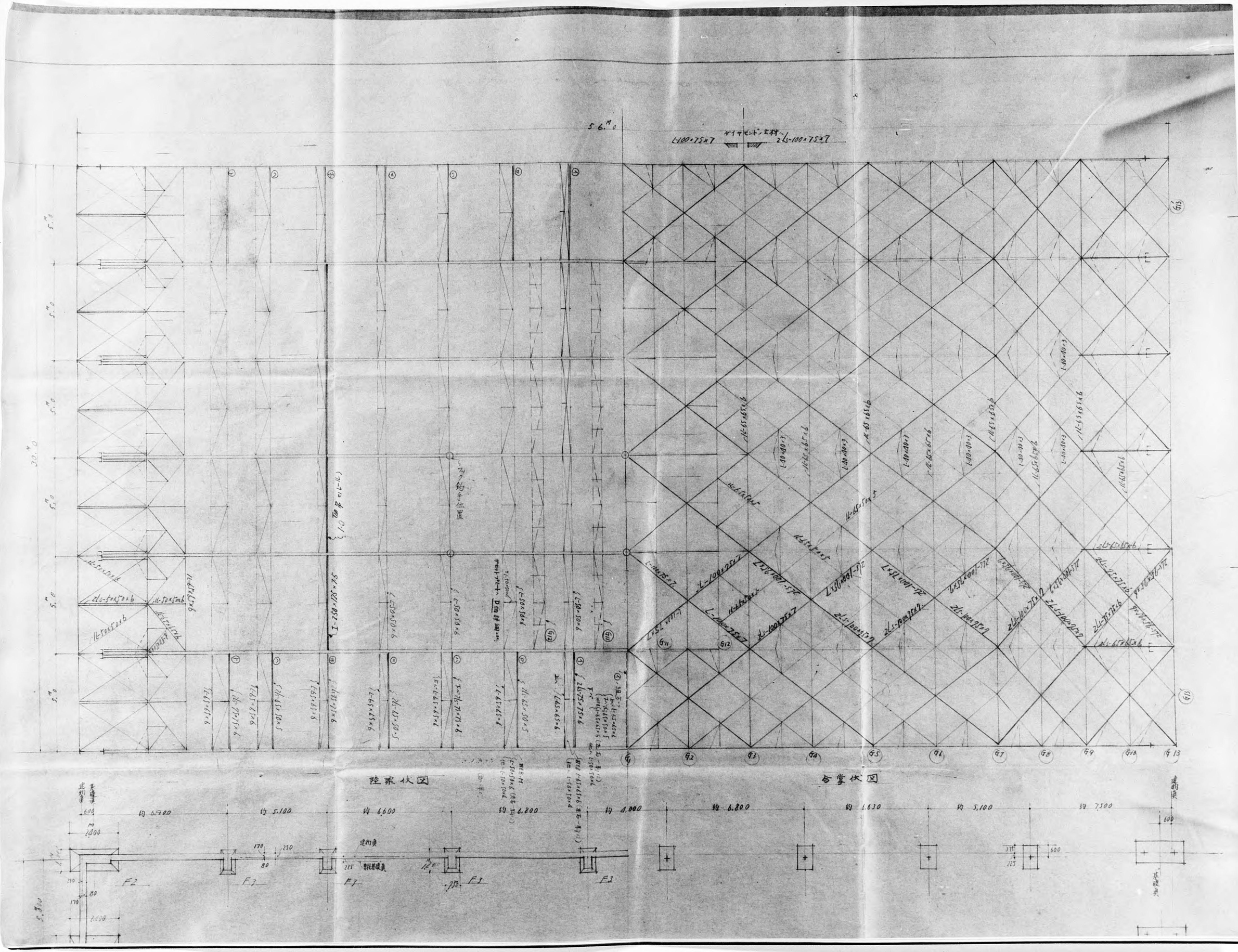

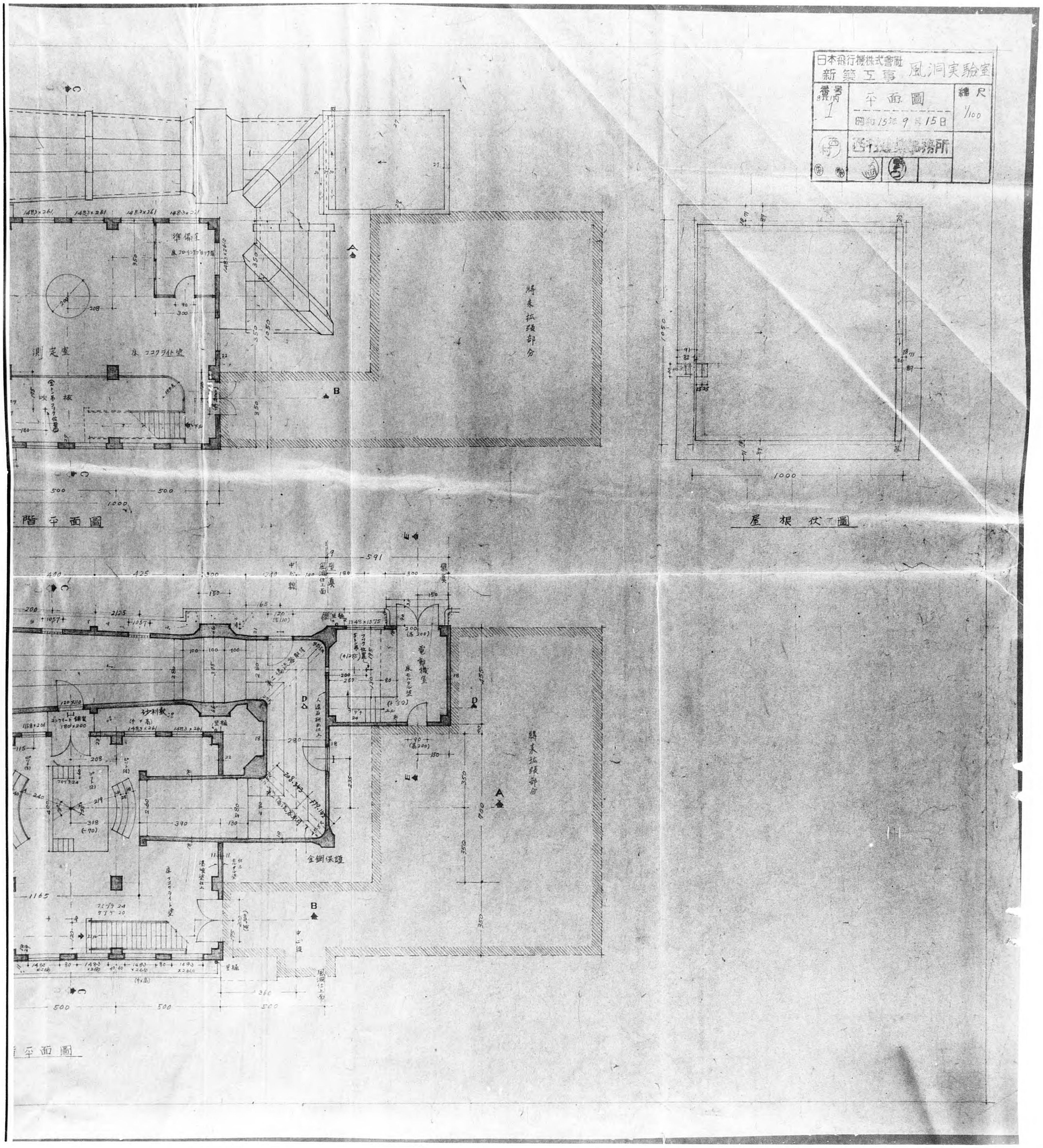
日本飛行機株式會社
新築工事
風洞実驗室
番号
1
平面圖
昭和15年9月15日
縮尺
1/100
西村建築事務所
準備室
測定室
床ココクライト塗
將來拡張部分
階平面圖
屋根伏圖
電動機室
砂利敷
金鋼保護
將來拡張部分
平面圖

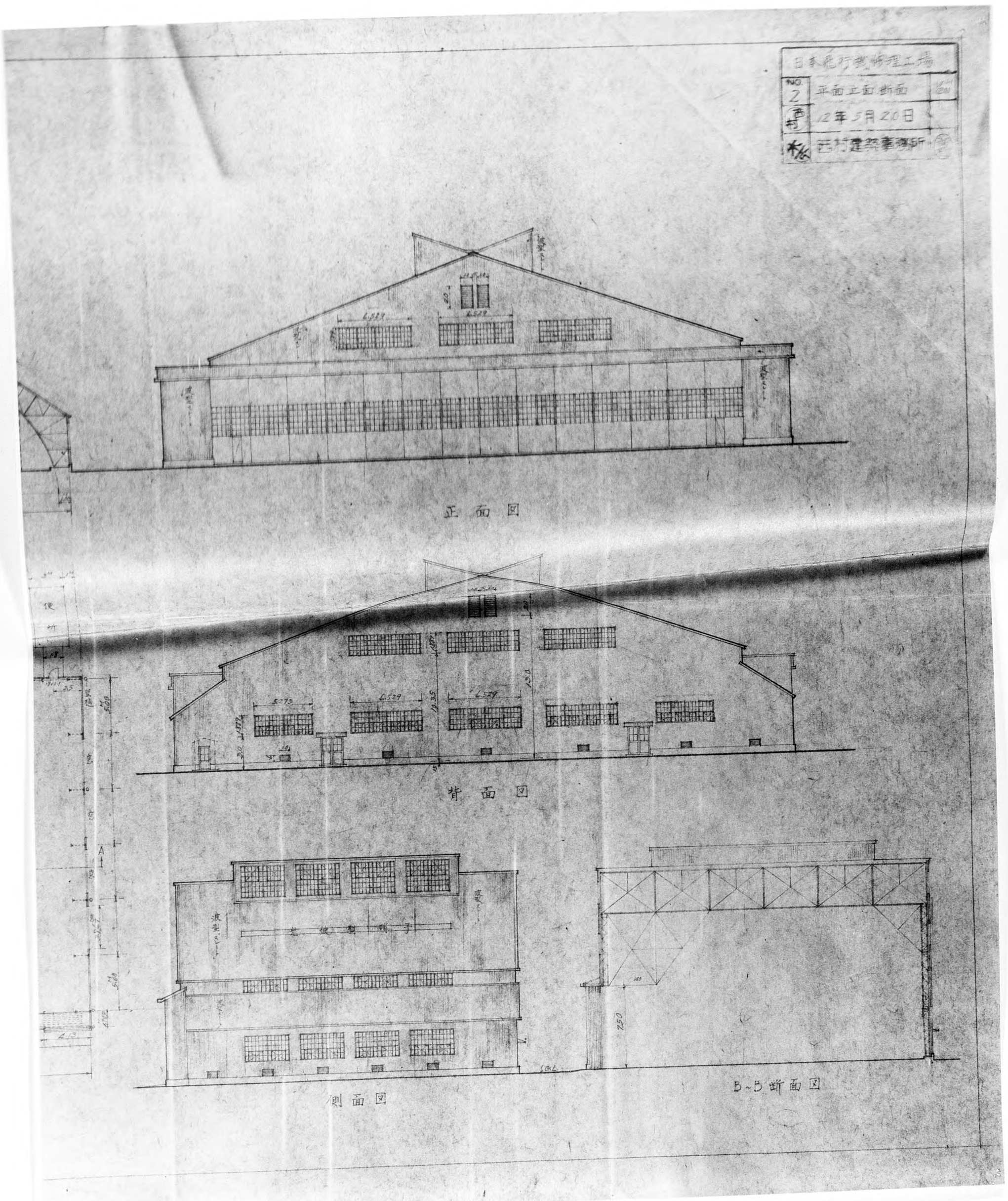
日本飛行機修理工場
NO. 2
平面 立面 断面
12年5月20日
西村建築事務所
正面図
背面図
側面図
B~B断面図



日本飛行機株式會社
新築工事
風洞実験室
番号
8枚1内
2
立面圖及断面圖
昭和15年9 15
縮尺
1/100
西村建築事務所
西面圖


陸梁伏図
合掌伏図
約 6.800
約 5.100
約 6.600
約 6.800
約 4.000
約 6.800
約 6.630
約 5.100
約 7.500
F1
F2
F3
F4
4.130

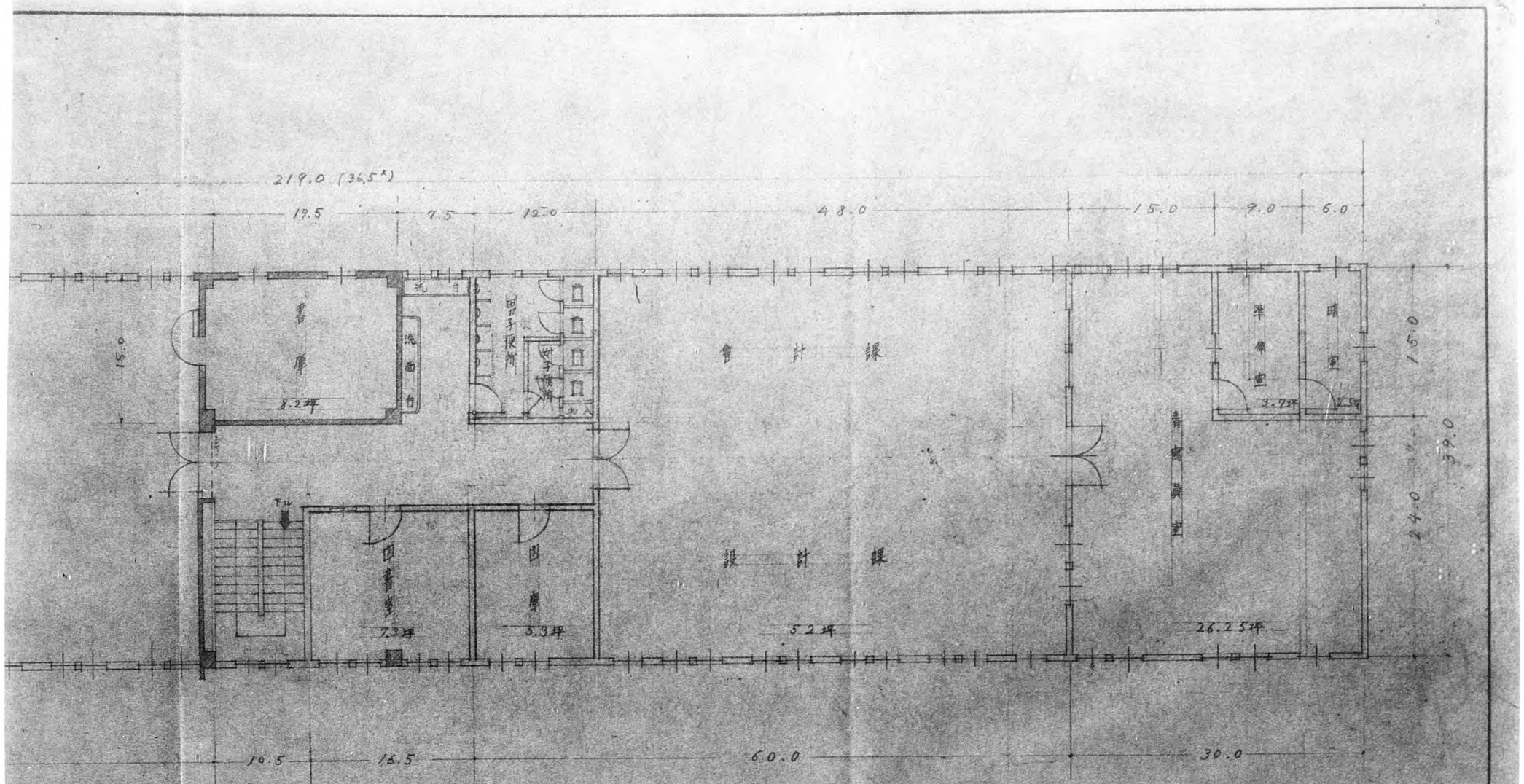

符號	名稱	圖番	寸度	材質	一基分個數	記事
10						
9						
8						
7						
6						
5						
4						
3						
2						
1						

符號	年月日	來歷	實施機体	監督官

型態符號 | 尺度 1：100 | 監督官

機体名稱 | 機体略符號

本館事務所弐階平面図

圖面番號 | 組立圖番

日本飛行機株式會社

部 課

調製 昭和 年 月 日

部長 | 課長 | 擔當

係長 | 班主任 | 製圖 | 強度

By HR-M NAPA Date 3/5/91

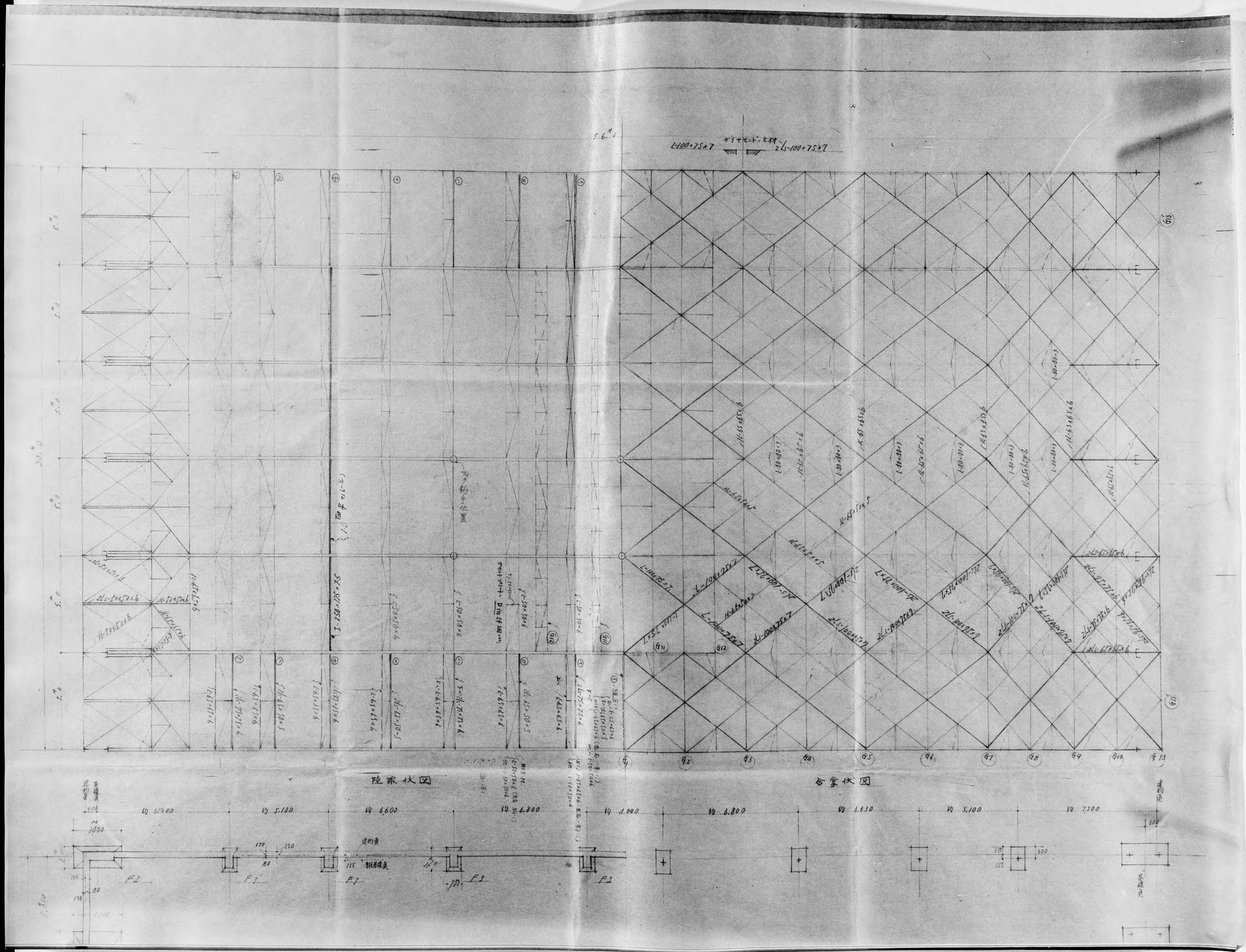

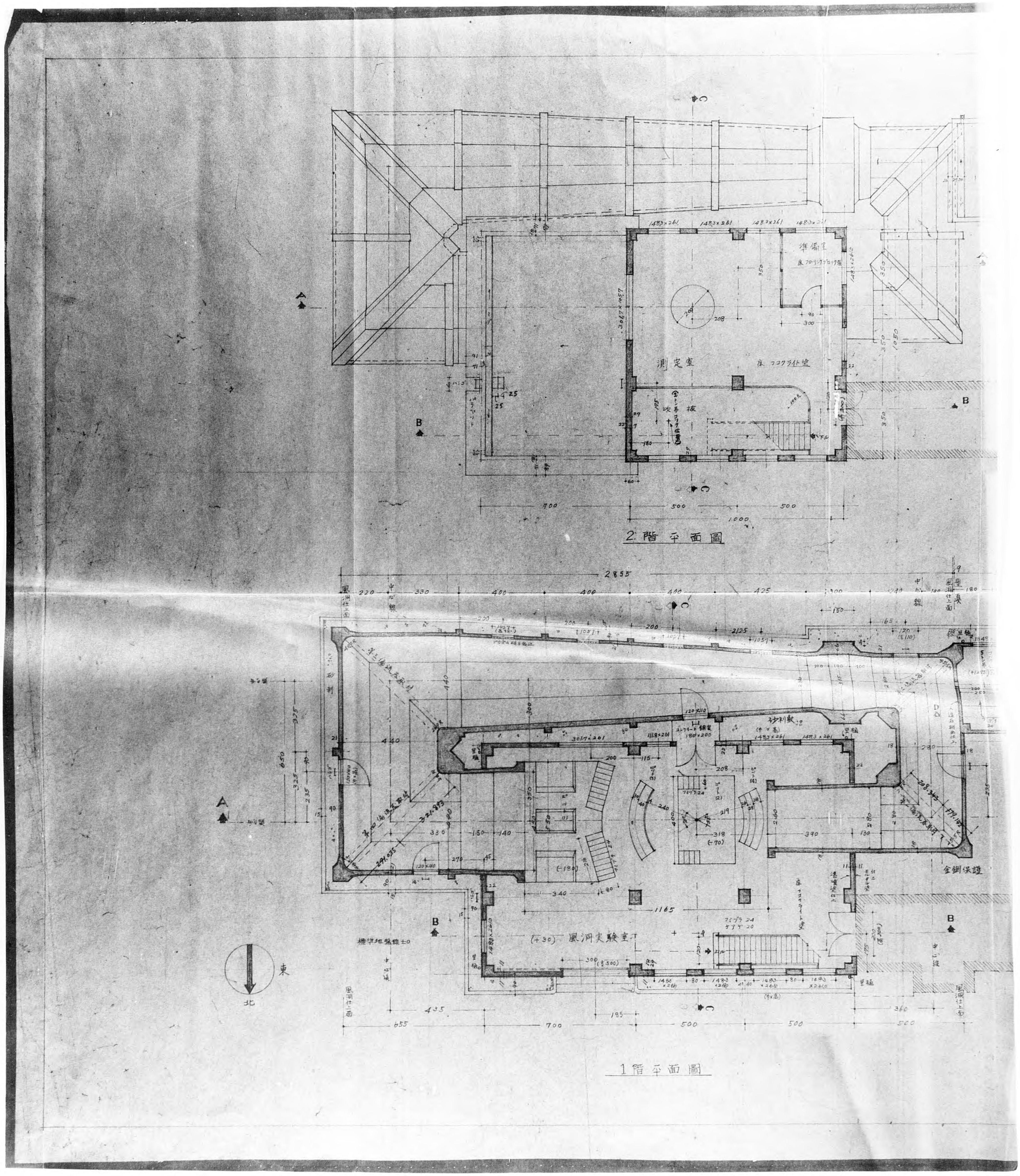

準備室
測定室
床 フコクライト塗
吹抜
2 階平面圖
2855
砂利敷
金鋼保護
風洞実験室
(+30)
東
北
1 階平面圖

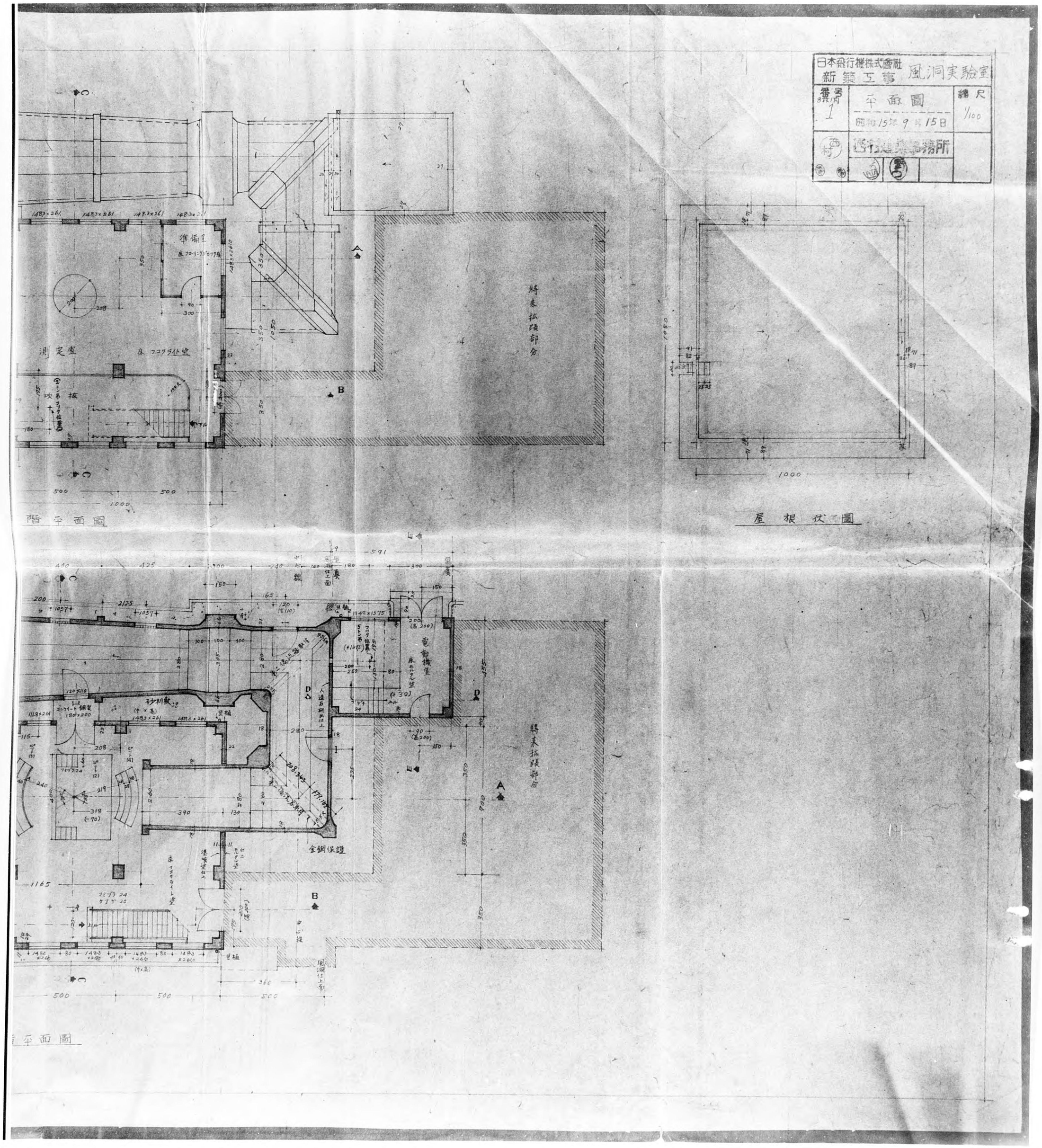
日本飛行機株式會社
新築工事
風洞実驗室
番号
1
平面圖
昭和15年9月15日
縮尺
1/100
西村
西村建築事務所
準備室
測定室
床フコクライト塗
吹抜
將来拡張部分
階平面圖
屋根伏圖
電動機室
金鋼保護
將来拡張部分
平面圖

14. 2. 1. 訂正

日本飛行機株式會社 機械工場		
番号 2	基礎伏 小屋伏 リスト.	縮尺 1:200 1:50
	昭和13年12月23日	
	西村建築事務所	

基礎伏図

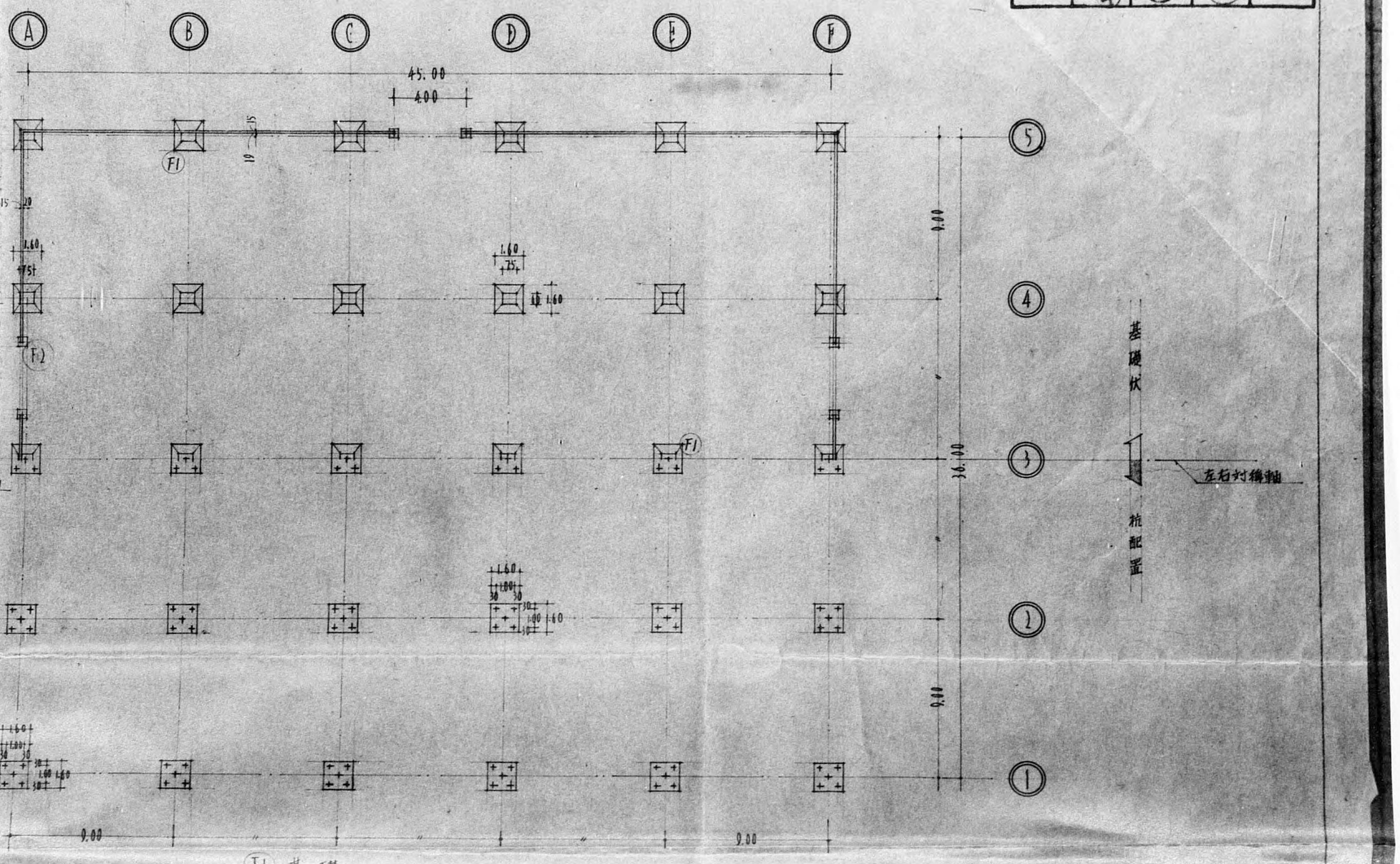

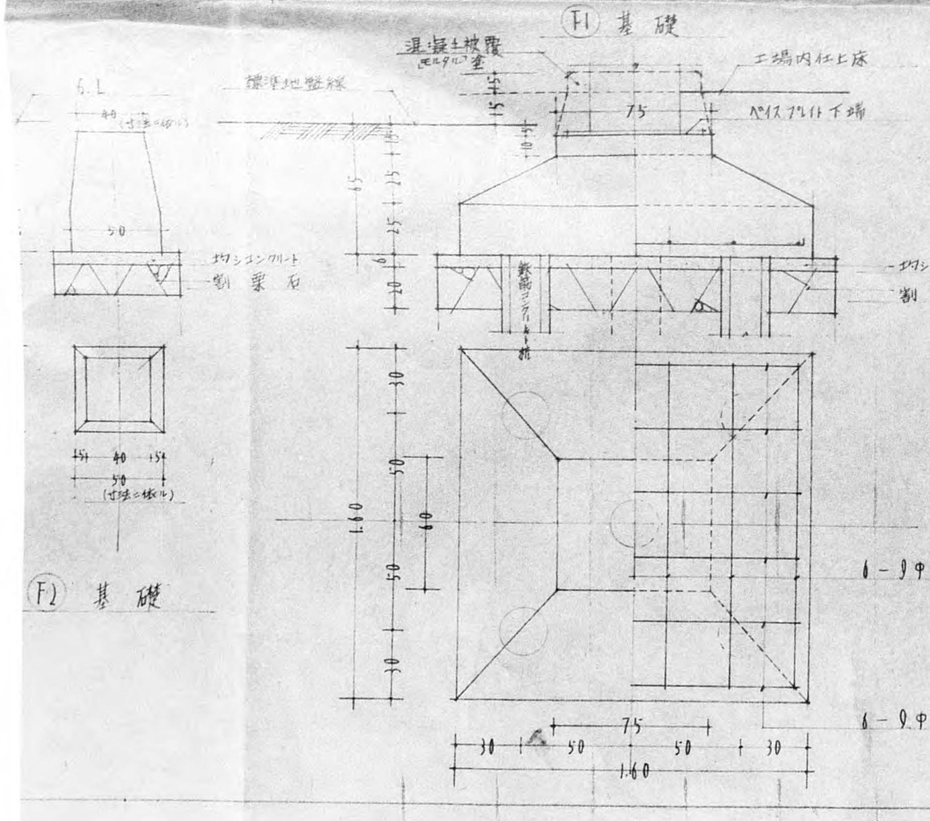

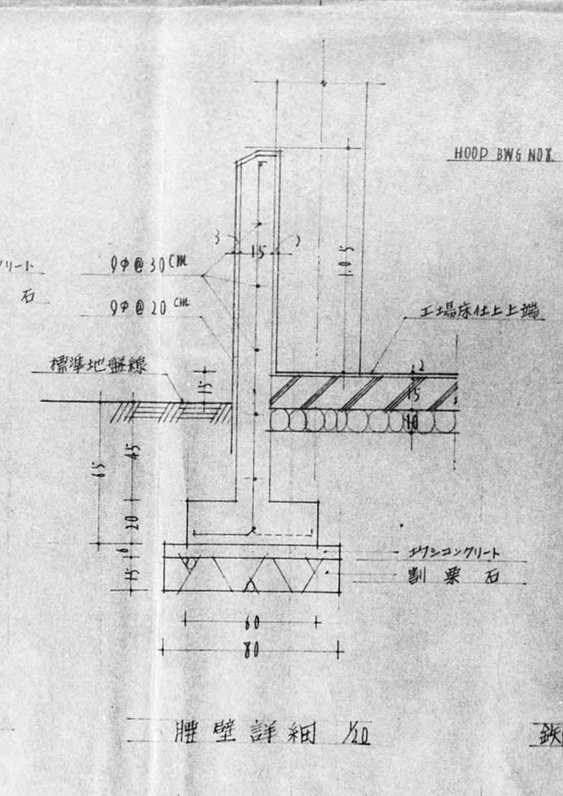

脚壁詳細 1/20

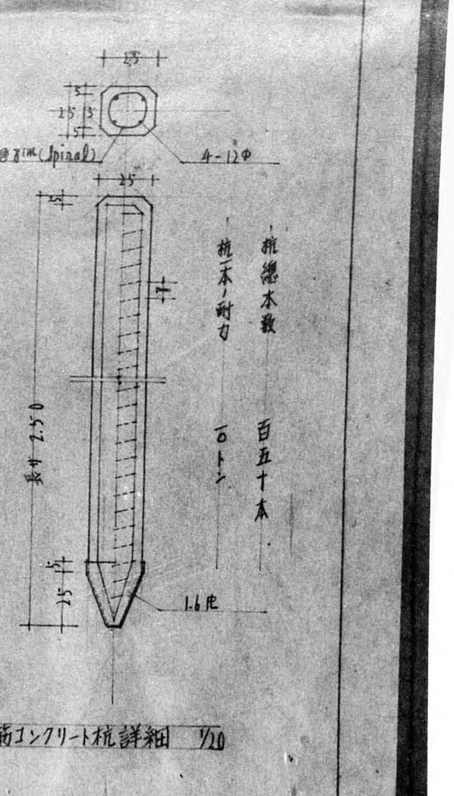

鉄筋コンクリート杭詳細 1/20



材料表

MK	型	断面	MK	型	断面
HB1	L	1L-65×65×7			
P1	L	1L-100×75×7			
SR	φ	1-16φ			


A~A 断面図
平面図
便所
天窓
天窓
47.74
56.00
30.00
3.41×14=47.74
56.00


陸承伏図
合掌伏図
建物真
基礎真
約 6.700
約 5.100
約 6.600
約 6.800
約 4.000
約 6.800
約 6.630
約 5.100
約 7.500
F1
F2
F3
F4
4.130

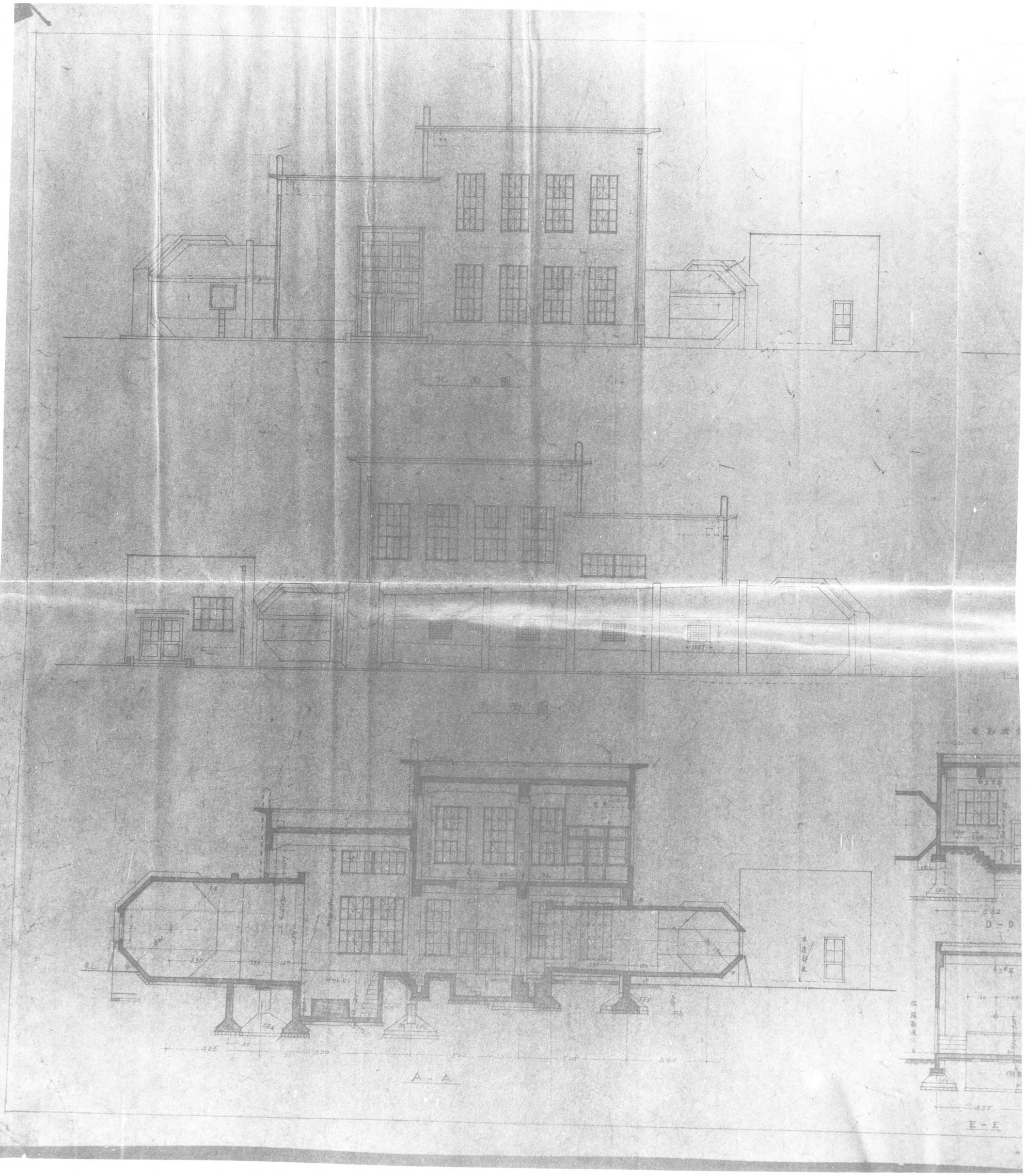
北 側 面
A - A
D - D
E - E



219.0
14.25
9.0
15.75
18.0
18.0
18.0
9.0
15.0
12.0
12.0
24.0
5.938坪
4.75坪
4.358坪
4.358
4.358
3.167坪
5.25坪
10.50坪
10.50坪
5.25坪
5.25坪
7.5坪
7.5坪
84.229坪
15.75
7.5
15.75
39.0
6.0
18.0
18.0
36.0

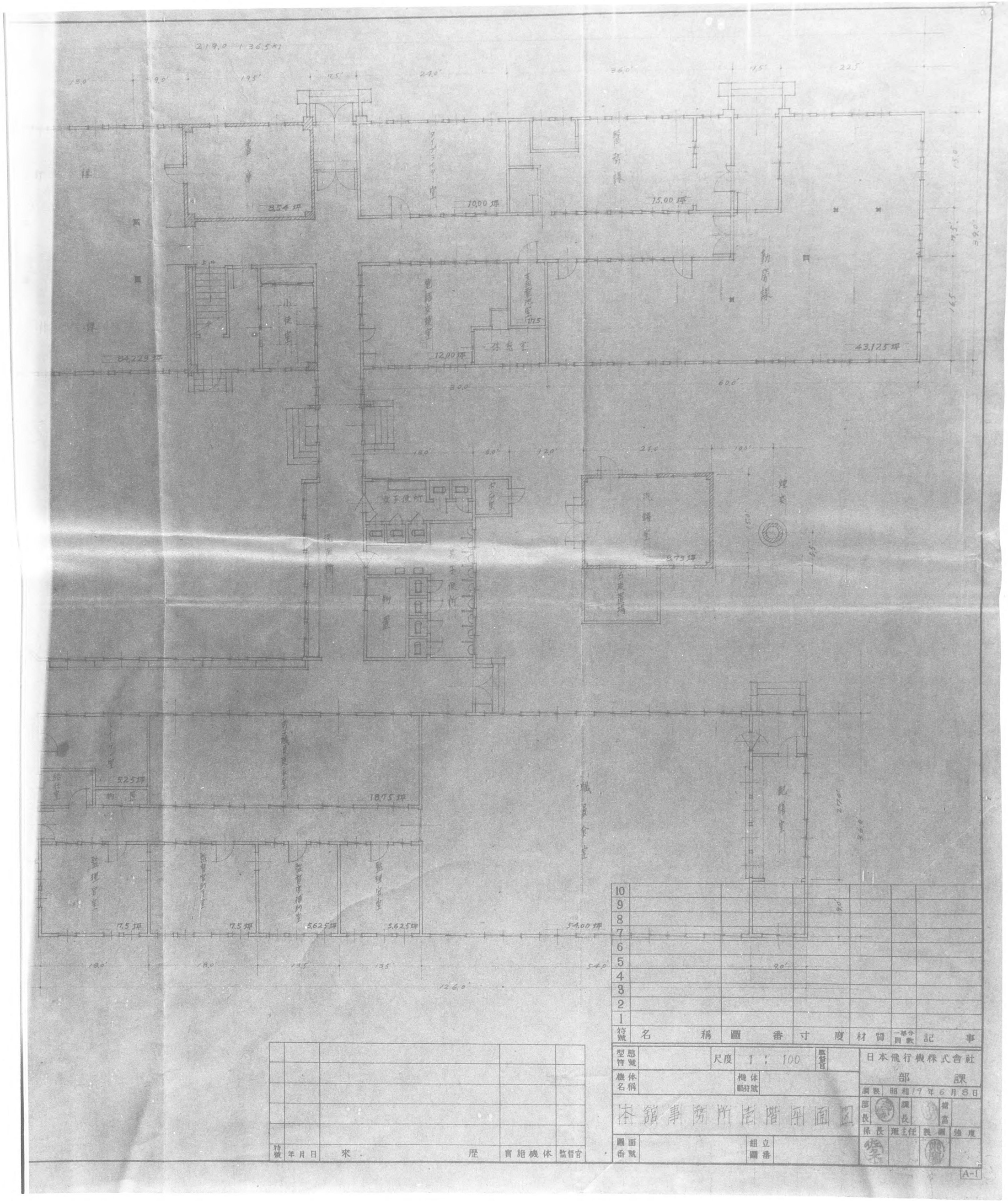

特號	名稱	圖番	寸度	材質	一基分員數	記事
10						
9						
8						
7						
6						
5						
4						
3						
2						
1						

特號	年月日	來歷	實施機体	監督官

型符 態號		尺度 1 : 100	監督官
機名 体稱		機体略符號	
本館事務所	壱階平面図		
圖番 面號		組立圖番	

日本飛行機株式會社
部課
調製 昭和19年6月8日
部長 課長 檔當
係長 班主任 製圖 強度

A-1



小屋伏図

MK	型	断面	MK	型	断面
HB1	L	1L-65×65×7			
P1	L	1L-100×75×7			
SR	φ	1-16φ			

断面	MK	部材
P~L~100×75×7	トラスT1	

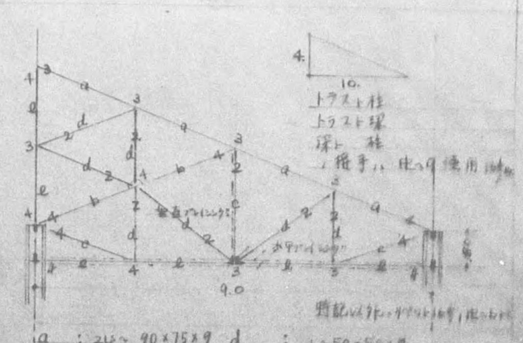

トラス上柱
トラス下端
深上 柱

a : 2L~90×75×9　d : L~50×50×8
b : L~90×75×9　e : 2L~65×65×6
c : 2L~50×50×8

MK	部材
G1	大梁

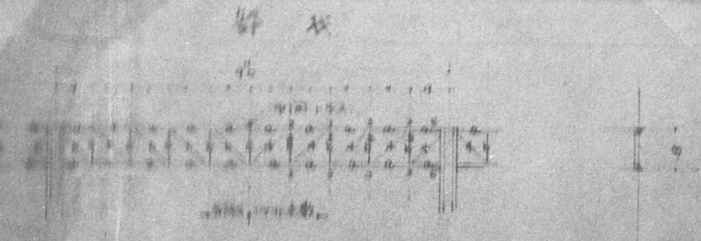

日本建材株式会社 伊勢工場			
種類 3	軸組みリスト 13・12・23 B		縮尺 1/20 1/100 1/200
作図	本荒	検図	事務所

13. 12. 24 発行

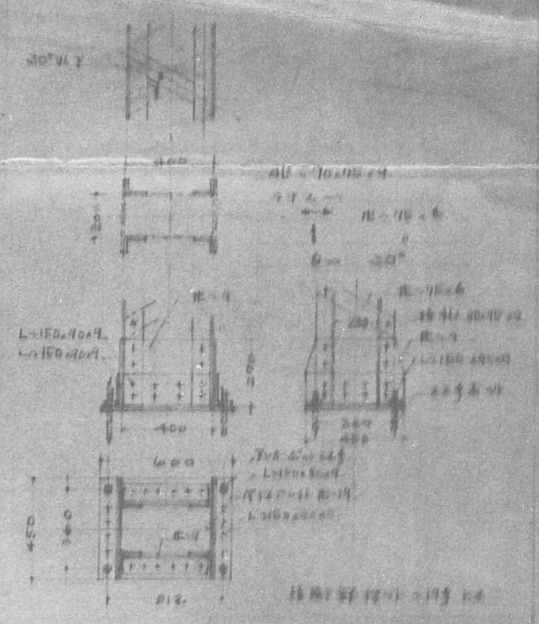

MK	部材
C1	柱

a	2L~100×75×7
b	L~65×65×6
a	L~65×50×7
a	2L~50×50×6
b	L~50×50×6
	L~68×65×6
	L~50×50×6
	L~75×75×9
a	L~75×75×6
b	2L~65×65×6
	L~75×75×6
a	L~65×65×6
b	2L~65×6
c	2L~100×75×7
d	2L~75×75×6

符號	名稱	圖番	寸度	材質	一基分員數	記事
10						
9						
8						
7						
6						
5						
4						
3						
2						
1						

符號	年月日	來歷	實施機体	監督官

型符 態號		尺度 1：100	監督官
機名 体稱		機体 路符號	

本館事務所弐階平面図

圖番 面號		組立 圖番	

日本飛行機株式會社
部課

調製	昭和 年 月 日		
部長	課長	擔當	
係長	班主任	製圖	強度

A-1

By HR-M NARA, Date 3/5/01



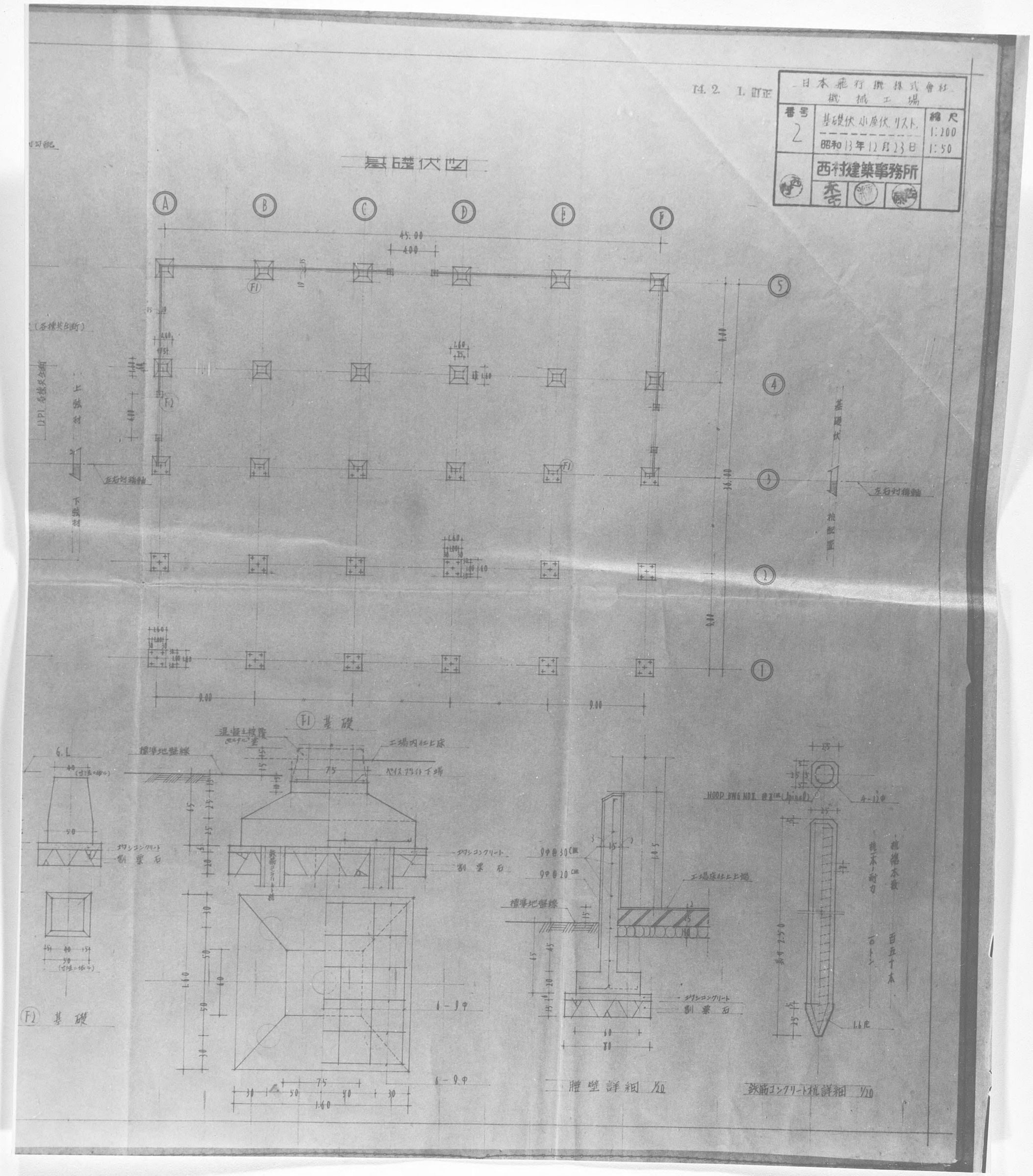

14. 2. 1. 訂正
日本飛行機株式會社
機械工場
番号 2
基礎伏 小屋伏 リスト
昭和13年12月23日
縮尺 1:200 1:50
西村建築事務所
基礎伏図
45.00
4.00
9.00
9.00
基礎伏
左右対称軸
上弦材
下弦材
F1 基礎
F2 基礎
標準地盤線
工場内仕上床
ベイスプレイト下端
ジクシコンクリート
割栗石
6-9φ
9φ@30cm
9φ@20cm
工場床仕上上端
HOOP BWG NO.8 @8cm (Spiral)
4-12φ
抗徳本数
百五十本
1.6尺
腰壁詳細 1/20
鉄筋コンクリート杭詳細 1/20

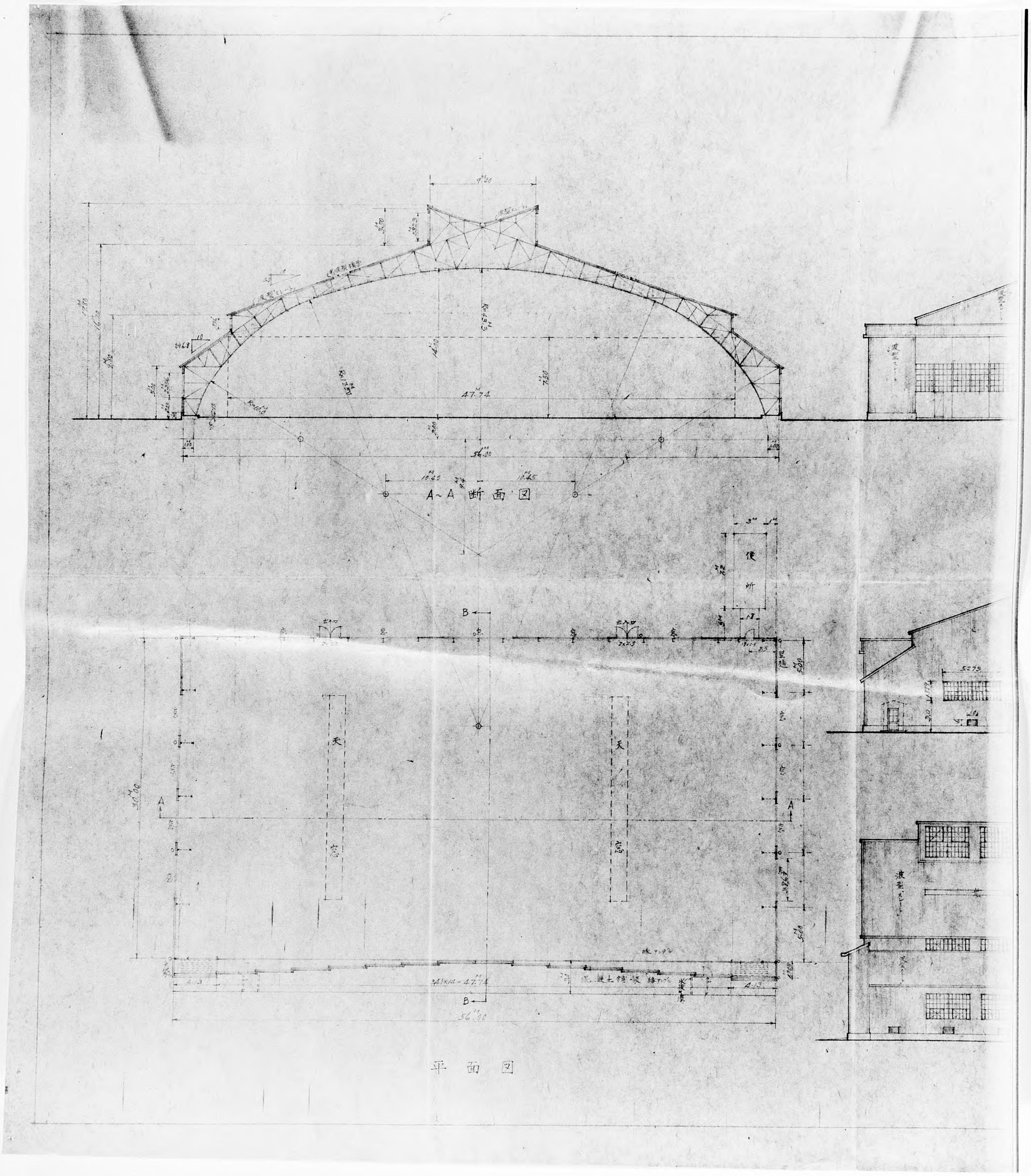
A~A 断面図
平面図
便所
天窓
天窓
47.74
56.00
30.00



14.25
9.0
15.75
18.0
18.0
18.0
9.0
219.0
15.0
5938坪
4.75坪
3167坪
5.25坪
10.50坪
5.25坪
10.50坪
5.25坪
84.229坪
4358坪
4358
4358
7.5坪
7.5坪
15.75
7.5
15.75
39.0
6.0
18.0
18.0
36.0

日本飛行機修理工場

NO. 2	平面.立面.断面	1/100
西村	12年5月20日	
木谷	西村建築事務所	



正面図

背面図

側面図

B~B断面図

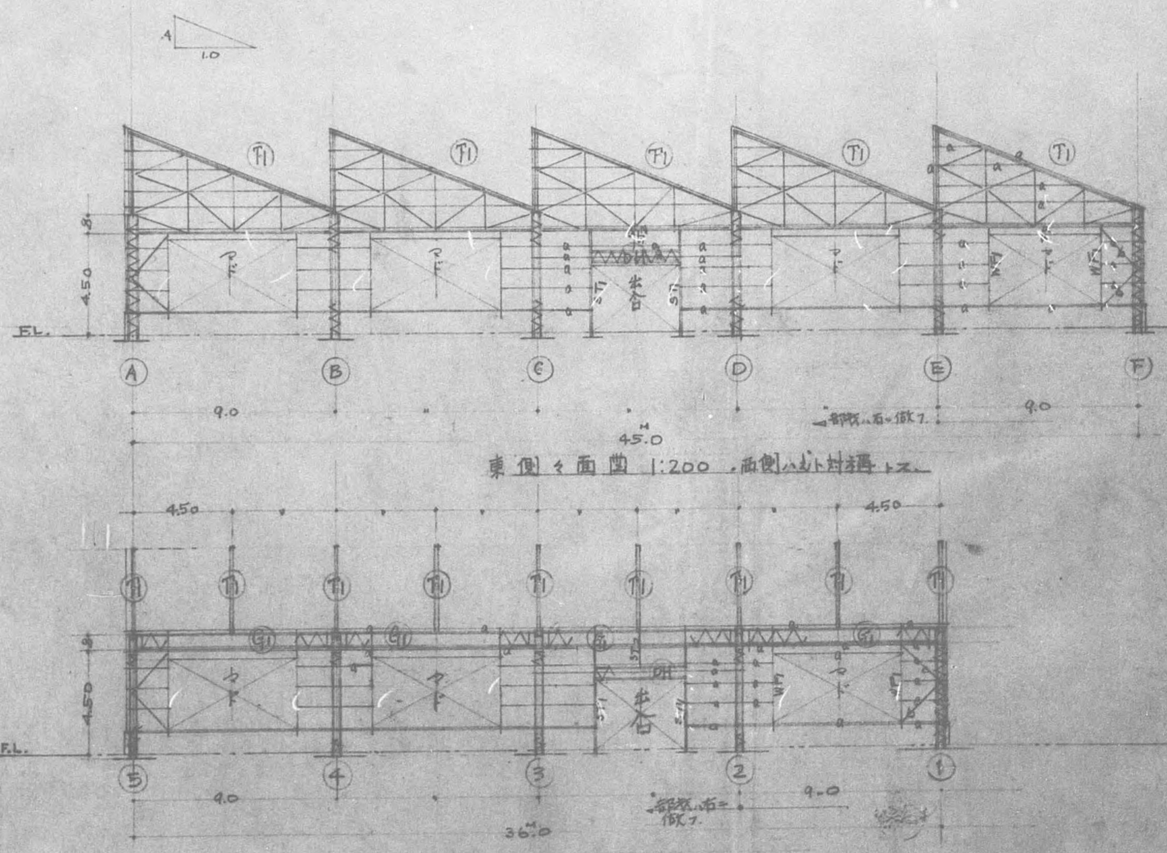

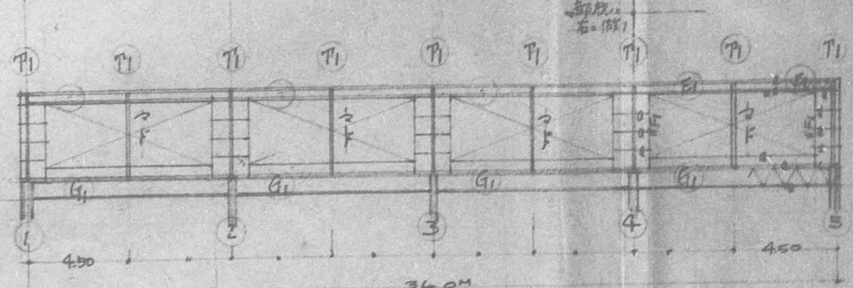

南側屋根一部側面図 1:200
B～E 側面

MK	型	断面
P	P 転止	P～L 100×75×7 転止 〃
SR	・	ｲｰﾙﾄﾞ

MK
トラスT1

部材

a : 2L～90×75×9
b : L～90×75×9
c : 2L～50×50×6

E1		a 2L～100×75×7 ラチス ボールト@640 b L～65×65×6
HB1		a1:L～65×50×7
VB1		a: 2L～50×50×6 b: L～50×50×6
BR端	Γ	L～65×65×6
b	Γ	L～50×50×6
WF1	L	L～75×75×7
ST1		a1: L～75×75×6 b1: 座～65×6 θ=38°
ST2	Γ	L～75×75×6
DH		a: L～65×65×6 b: 座～65×6 c: 座～100×75×6

C1

日本飛行機株式会社拡張工事 本工場増築

番号	軸組立面図	縮尺
4	昭和12年11月26日	1/200
村	西村建築事務所	

訂正圖

13.5.4 -
13.6.24

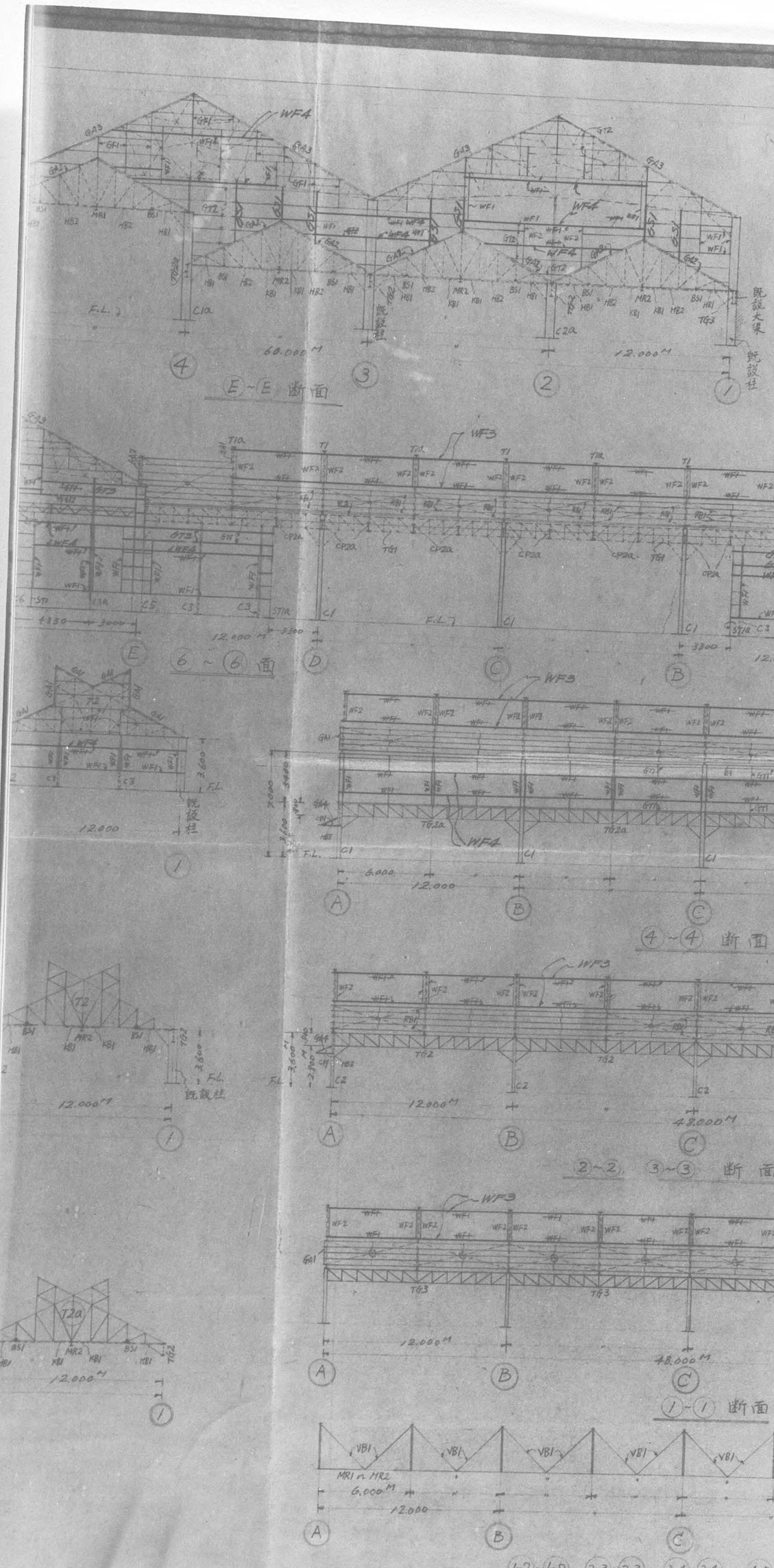

断面記二部材表

(図中太ナ実線ニ記ニ部ヲ示ス)
(13.6.24訂)

符号	型	使用材
WF3	棟通	a: 2L-50×50×6 b: 1L-65×65×6 c: FB 50×6 @ 30° Rivets .16φ@300
WF4		2L-65×65×6 Rivets .16φ@300
GT3	⌐	1L-75×75×9
GT4	⌐	1L-75×75×6
GS1	⊥	2L-125×75×9 Rivets .16φ@300

仮設材、用途:「トラス」下、
1L-135×65×6
「トラス」妻部、
1L-65×65×6
ヲ使用セルモノトス

既設工場

E~E 断面

既設工場

A~A 面

6~6 面

B~B, C~C, D~D 断面

A-B~A-B B-C~B-C C-D~C-D D-E~D-E 断面

既設工場

E~E 断面

6~6 面

A~A 面

B~B, C~C, D~D 断面

A-B~A-B　B-C~B-C　C-D~C-D　D-E~D-E　断面

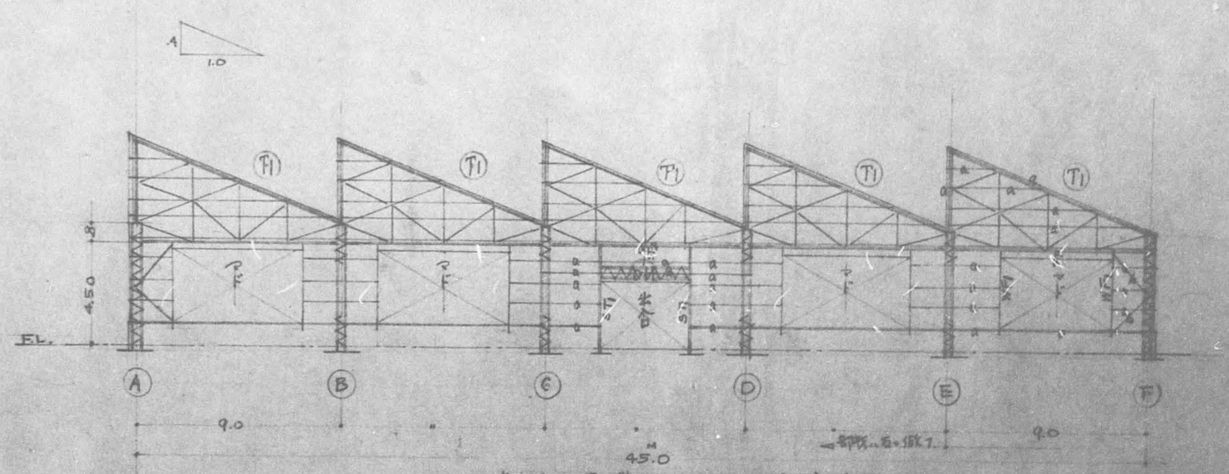

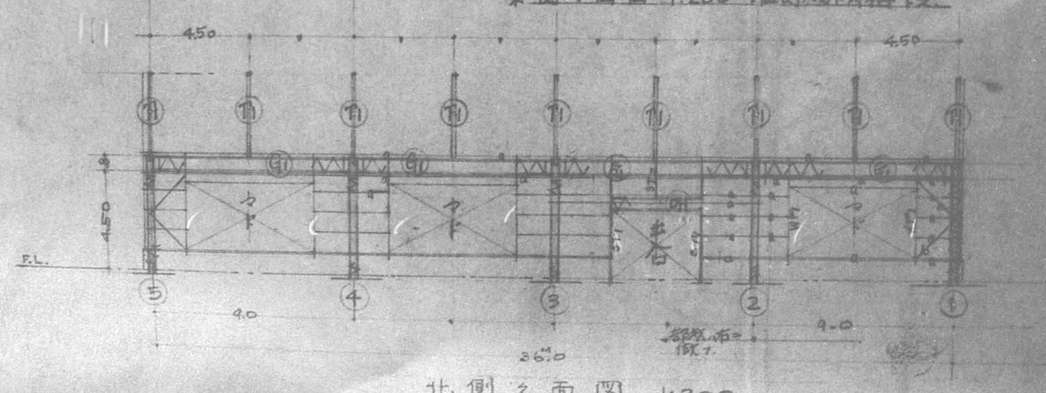

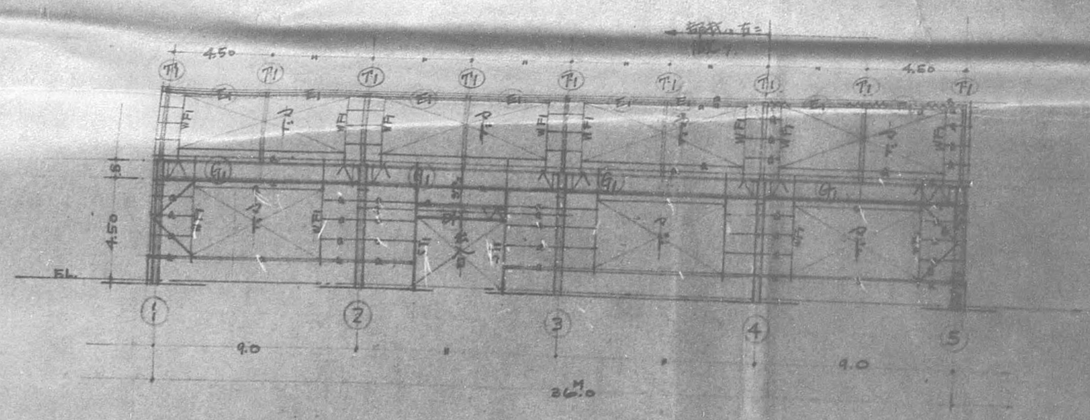

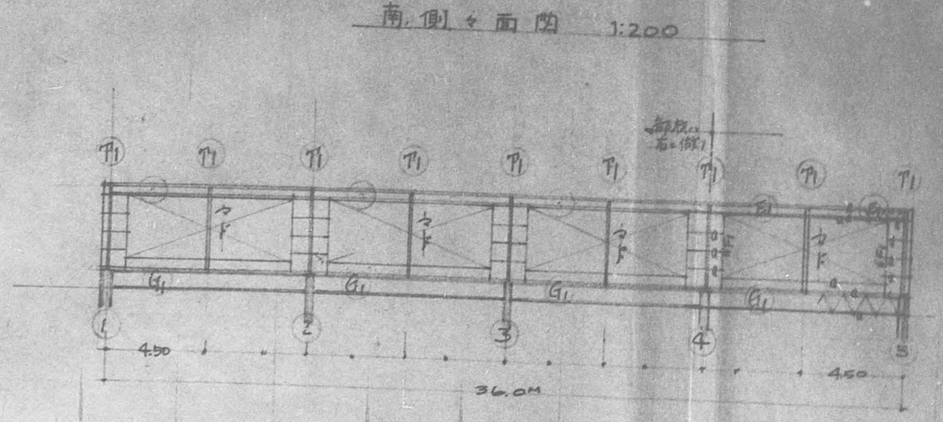

MK	型	断面
P	P	P～L 100×75×7
	転止	〃
SR	○	1－1ネ
E1		a 2L～100×75×7
		b L～
HB1		a1 L～65×50×7
VB1		a1 2L～50×50×6
		b1 L～50×50×6
A	Γ	L-65×65×6
B	Γ	L-50×50×6
WF1	L	L-[illegible]
ST1		a1 L～75×75×6
		b1 FL～6×50 P=30
ST2	Γ	L～75×75×6
DH1		a1 L～65×65×6
		b1 FL-6×65
		c1 FL-12×30×6×60

MK 部材

トラス T1

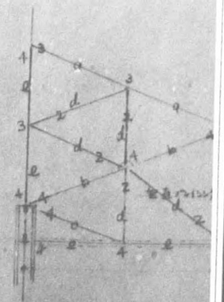

a : 2L～90×75×9
b : L～90×75×9
c : 2L～50×50×6

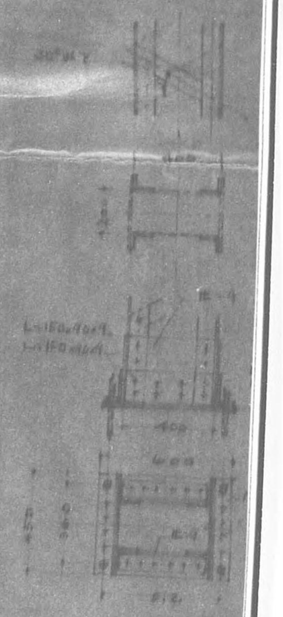

U. S. S. B. S.
DAMAGE ASSESMENT WORK SHEET

FUNCTION

Scrap Shed

STRUCTURAL ANALYSIS

YEAR BUILT	ORIGINAL USE		REMARKS
FLOOR 1	TYPE conc.	THICKNESS	
FLOOR ~~/~~	TYPE	THICKNESS	
WALLS	TYPE	THICKNESS	
wood frame - corug. cem-asbestos			
ROOF MATERIAL	TYPE	THICKNESS	
	wood sht'g. -cem. asbestos shingles		
TRUSS ✓	TYPE	SPAN	
	wood		
CRANES NO. No	TYPE	LOAD CAPACITY	
MACHINERY REMOVED TO		REASON	
REPAIRS AND CLEARANCES			
NEW CONSTRUCTION			

NAME OF PLANT	
TYPE OF INDUSTRY	
CITY	TARGET NO. 2200 / BLDG. NO. 4
LAT. LONG AREA	
INTEL. SUBJECT NUMBER	DATE
PHOTOGRAPHY	ROLL - NEG NUMBER
INTERIOR EXTERIOR	
STRUCT. DETAIL NO. OF EXPOSURES	

TEAM # 2

DAMAGE ASSESMENT

- DESTROYED
- STRUCTURAL DAMAGE
- SUPERFICIAL DAMAGE
- ROOF DISTURBANCE
- MINOR DAMAGE

GENERAL NOTES - SECTIONS - PLANS - ETC -

BLDG. NUMBER 4

SHEET OF

U. S. S. B. S.
DAMAGE ASSESMENT WORK SHEET

FUNCTION

STRUCTURAL ANALYSIS

YEAR BUILT	ORIGINAL USE		REMARKS
FLOOR	TYPE	THICKNESS	
1.	cone		
FLOOR	TYPE	THICKNESS	
WALLS	TYPE	THICKNESS	
probably frame			
ROOF MATERIAL	TYPE	THICKNESS	
TRUSS	TYPE	SPAN	
CRANES NO.	TYPE	LOAD CAPACITY	
MACHINERY REMOVED TO		REASON	
REPAIRS AND CLEARANCES			
NEW CONSTRUCTION			

NAME OF PLANT

TYPE OF INDUSTRY

CITY	TARGET NO. 2200	BLDG. NO. 6
LAT. LONG AREA		
INTEL. SUBJECT NUMBER		DATE
PHOTOGRAPHY		ROLL - NEG NUMBER
INTERIOR EXTERIOR		
STRUCT. DETAIL NO. OF EXPOSURES		

TEAM

DAMAGE ASSESMENT

DESTROYED

STRUCTURAL DAMAGE

SUPERFICIAL DAMAGE

ROOF DISTURBANCE

MINOR DAMAGE

GENERAL NOTES - SECTIONS - PLANS - ETC -

Removed or destroyed.

BLDG. NUMBER 6

SHEET OF

U. S. S. B. S.
DAMAGE ASSESMENT WORK SHEET

FUNCTION Offices

STRUCTURAL ANALYSIS

YEAR BUILT /	ORIGINAL USE		REMARKS
FLOOR 1	TYPE cone	THICKNESS	
FLOOR /	TYPE	THICKNESS	
WALLS frame - exposed - stucco (outside)	TYPE	THICKNESS	
ROOF MATERIAL wd. sheathing, tile	TYPE	THICKNESS	
TRUSS ✓	TYPE	SPAN	
CRANES NO. NO	TYPE	LOAD CAPACITY	
MACHINERY REMOVED TO		REASON	
REPAIRS AND CLEARANCES			
NEW CONSTRUCTION			

NAME OF PLANT		
TYPE OF INDUSTRY		
CITY	TARGET NO. 7200	BLDG. NO. 7
LAT. LONG	AREA	
INTEL. SUBJECT NUMBER		DATE
PHOTOGRAPHY		ROLL - NEG NUMBER
INTERIOR	EXTERIOR	
STRUCT. DETAIL	NO. OF EXPOSURES	

TEAM

DAMAGE ASSESMENT

DESTROYED

STRUCTURAL DAMAGE

SUPERFICIAL DAMAGE

ROOF DISTURBANCE

MINOR DAMAGE

GENERAL NOTES - SECTIONS - PLANS - ETC -

BLDG. NUMBER 7

SHEET OF

U. S. S. B. S.
DAMAGE ASSESMENT WORK SHEET

FUNCTION

Scrap

STRUCTURAL ANALYSIS

YEAR BUILT	ORIGINAL USE	REMARKS

FLOOR 1	TYPE cone	THICKNESS —
FLOOR ✓	TYPE	THICKNESS
WALLS wood	TYPE frame	THICKNESS – siding
ROOF MATERIAL	TYPE	THICKNESS tar paper – wood ✓
TRUSS ✓	TYPE wood	SPAN
CRANES NO.	TYPE	LOAD CAPACITY

MACHINERY REMOVED TO — REASON

REPAIRS AND CLEARANCES

NEW CONSTRUCTION

NAME OF PLANT

TYPE OF INDUSTRY

CITY	TARGET NO. 2200	BLDG. NO. 8
LAT. LONG	AREA	
INTEL. SUBJECT NUMBER		DATE

PHOTOGRAPHY — ROLL - NEG NUMBER

INTERIOR — EXTERIOR

STRUCT. DETAIL — NO. OF EXPOSURES

TEAM

DAMAGE ASSESMENT

DESTROYED

STRUCTURAL DAMAGE

SUPERFICIAL DAMAGE

ROOF DISTURBANCE

MINOR DAMAGE

GENERAL NOTES - SECTIONS - PLANS - ETC -

BLDG. NUMBER 8

SHEET OF

U. S. S. B. S.
DAMAGE ASSESMENT WORK SHEET

FUNCTION

STRUCTURAL ANALYSIS

YEAR BUILT	ORIGINAL USE	REMARKS
FLOOR 1	TYPE cone.	THICKNESS
FLOOR	TYPE	THICKNESS
WALLS prob. frame	TYPE	THICKNESS
ROOF MATERIAL	TYPE	THICKNESS
TRUSS	TYPE	SPAN
CRANES NO.	TYPE	LOAD CAPACITY
MACHINERY REMOVED TO		REASON
REPAIRS AND CLEARANCES		
NEW CONSTRUCTION		

NAME OF PLANT		
TYPE OF INDUSTRY		
CITY	TARGET NO. 2200	BLDG. NO. 17
LAT. LONG	AREA	
INTEL. SUBJECT NUMBER		DATE
PHOTOGRAPHY		ROLL - NEG NUMBER
INTERIOR	EXTERIOR	
STRUCT. DETAIL	NO. OF EXPOSURES	

TEAM

DAMAGE ASSESMENT

DESTROYED

STRUCTURAL DAMAGE

SUPERFICIAL DAMAGE

ROOF DISTURBANCE

MINOR DAMAGE

GENERAL NOTES - SECTIONS - PLANS - ETC -

Removed or destroyed

BLDG. NUMBER 17

SHEET OF

U. S. S. B. S.
DAMAGE ASSESMENT WORK SHEET

FUNCTION

Mess hall

STRUCTURAL ANALYSIS

YEAR BUILT	ORIGINAL USE	REMARKS
FLOOR 1	TYPE Conc	THICKNESS
FLOOR /	TYPE	THICKNESS
WALLS wood frame	TYPE - galv. iron	THICKNESS
ROOF MATERIAL	TYPE	THICKNESS galv. iron
TRUSS ✓	TYPE	SPAN
CRANES NO. No	TYPE	LOAD CAPACITY
MACHINERY REMOVED TO		REASON
REPAIRS AND CLEARANCES		
NEW CONSTRUCTION		

NAME OF PLANT	
TYPE OF INDUSTRY	
CITY	TARGET NO. 2200 / BLDG. NO. 18
LAT. LONG AREA	
INTEL. SUBJECT NUMBER	DATE
PHOTOGRAPHY	ROLL - NEG NUMBER
INTERIOR EXTERIOR	
STRUCT. DETAIL NO. OF EXPOSURES	

TEAM

DAMAGE ASSESMENT

- DESTROYED
- STRUCTURAL DAMAGE
- SUPERFICIAL DAMAGE
- ROOF DISTURBANCE
- MINOR DAMAGE

GENERAL NOTES - SECTIONS - PLANS - ETC -

BLDG. NUMBER 18

SHEET OF

U. S. S. B. S.
DAMAGE ASSESMENT WORK SHEET

FUNCTION
E 1/2 - Flying Boat, Glider & Plane Assembly
W 1/2 - Metal Small Parts mfg - Punching Bending & Shaping

STRUCTURAL ANALYSIS

YEAR BUILT	ORIGINAL USE		REMARKS
FLOOR 1	TYPE conc	THICKNESS	
FLOOR	TYPE	THICKNESS	
WALLS	TYPE steel frame -	THICKNESS corug. asbestos	
ROOF MATERIAL	TYPE	THICKNESS "	"
TRUSS	TYPE	SPAN	
CRANES NO. No -	TYPE Monorails only	LOAD CAPACITY	
MACHINERY REMOVED TO		REASON	
REPAIRS AND CLEARANCES			
NEW CONSTRUCTION			

NAME OF PLANT	
TYPE OF INDUSTRY	
CITY	TARGET NO. 2200 / BLDG. NO. 19
LAT. LONG AREA	
INTEL. SUBJECT NUMBER	DATE
PHOTOGRAPHY	ROLL - NEG NUMBER
INTERIOR EXTERIOR	
STRUCT. DETAIL NO. OF EXPOSURES	

TEAM

DAMAGE ASSESMENT

DESTROYED

STRUCTURAL DAMAGE

SUPERFICIAL DAMAGE

ROOF DISTURBANCE

MINOR DAMAGE

GENERAL NOTES - SECTIONS - PLANS - ETC -

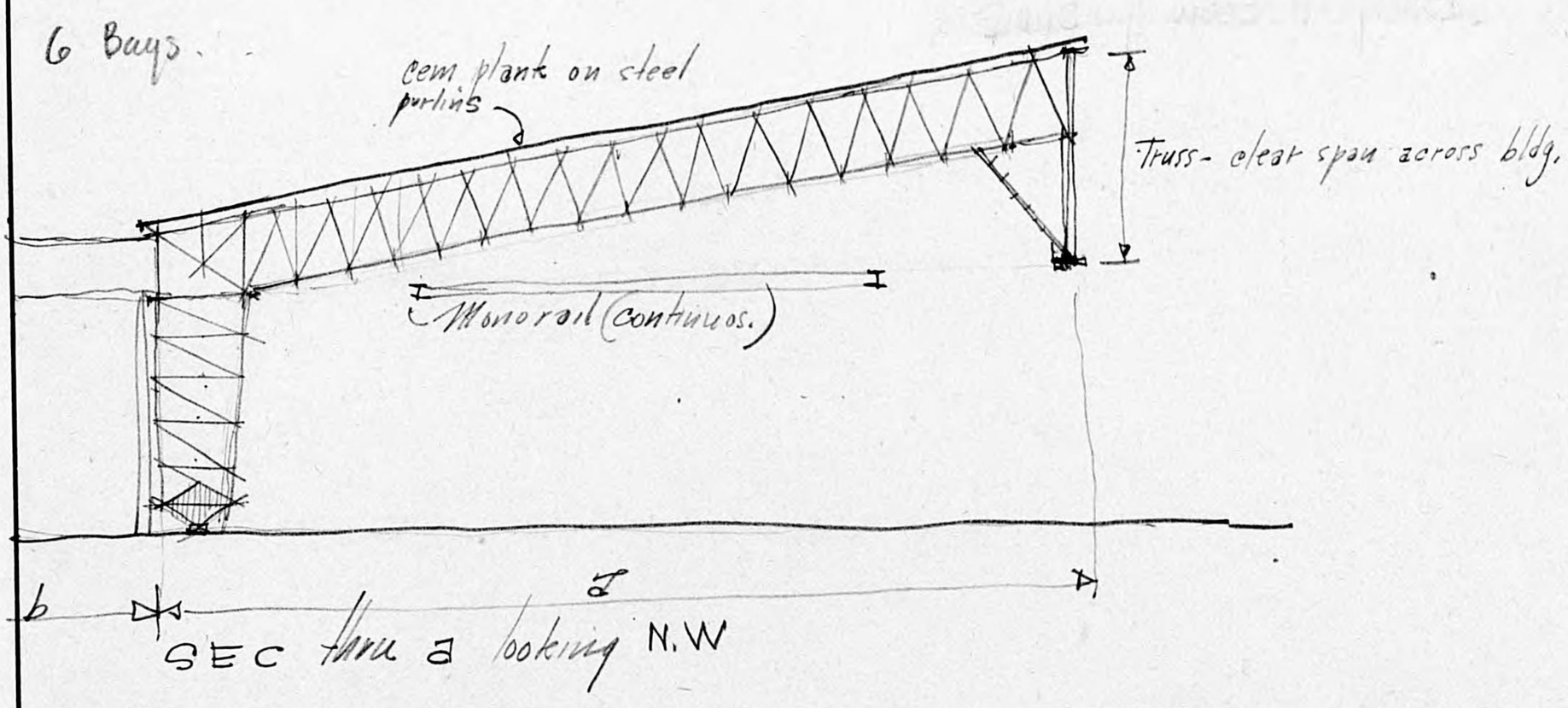

BLDG. NUMBER 19

SHEET OF

U. S. S. B. S.
DAMAGE ASSESMENT WORK SHEET

FUNCTION

Electrical shop (supplies and repair)

STRUCTURAL ANALYSIS

YEAR BUILT	ORIGINAL USE	REMARKS

FLOOR 1	TYPE Conc	THICKNESS
FLOOR /	TYPE	THICKNESS
WALLS	TYPE wood frame –	THICKNESS Stucco
ROOF MATERIAL	TYPE	THICKNESS galv. iron
TRUSS ✓	TYPE	SPAN
CRANES NO. NO	TYPE	LOAD CAPACITY

MACHINERY REMOVED TO REASON

REPAIRS AND CLEARANCES

NEW CONSTRUCTION

NAME OF PLANT	
TYPE OF INDUSTRY	
CITY	TARGET NO. 2200 / BLDG. NO. 20
LAT. LONG AREA	
INTEL. SUBJECT NUMBER	DATE
PHOTOGRAPHY	ROLL - NEG NUMBER
INTERIOR EXTERIOR	
STRUCT. DETAIL NO. OF EXPOSURES	

TEAM

DAMAGE ASSESMENT

DESTROYED

STRUCTURAL DAMAGE

SUPERFICIAL DAMAGE

ROOF DISTURBANCE

MINOR DAMAGE

GENERAL NOTES - SECTIONS - PLANS - ETC -

BLDG. NUMBER 20

SHEET OF

U. S. S. B. S.
DAMAGE ASSESMENT WORK SHEET

FUNCTION

Transformer

NAME OF PLANT

TYPE OF INDUSTRY

CITY | **TARGET NO.** 2200 | **BLDG. NO.** 22

LAT. | **LONG** | **AREA**

INTEL. SUBJECT NUMBER | **DATE**

PHOTOGRAPHY | **ROLL - NEG NUMBER**

INTERIOR | **EXTERIOR**

STRUCT. DETAIL | **NO. OF EXPOSURES**

TEAM

STRUCTURAL ANALYSIS

YEAR BUILT	ORIGINAL USE		REMARKS
FLOOR 1	TYPE Conc	THICKNESS	
FLOOR 2	TYPE wood	THICKNESS	
WALLS	TYPE wood frame - plas. & stucco	THICKNESS	
ROOF MATERIAL	TYPE cement shingles	THICKNESS	
TRUSS No —	TYPE	SPAN	
CRANES NO. No —	TYPE	LOAD CAPACITY	
MACHINERY REMOVED TO		REASON	
REPAIRS AND CLEARANCES			
NEW CONSTRUCTION			

DAMAGE ASSESMENT

DESTROYED

STRUCTURAL DAMAGE

SUPERFICIAL DAMAGE

ROOF DISTURBANCE

MINOR DAMAGE

GENERAL NOTES - SECTIONS - PLANS - ETC -

BLDG. NUMBER 22

SHEET OF

U. S. S. B. S.
DAMAGE ASSESMENT WORK SHEET

FUNCTION

Packing

STRUCTURAL ANALYSIS

YEAR BUILT	ORIGINAL USE	REMARKS
FLOOR 1	TYPE concr	THICKNESS
FLOOR	TYPE	THICKNESS
WALLS	TYPE wood frame –	THICKNESS galv. iron
ROOF MATERIAL	TYPE	THICKNESS galv. iron on wood purlins
TRUSS	TYPE wood (single span in sec b)	SPAN 65'+
CRANES NO.	TYPE	LOAD CAPACITY
MACHINERY REMOVED TO		REASON
REPAIRS AND CLEARANCES		
NEW CONSTRUCTION		

NAME OF PLANT	
TYPE OF INDUSTRY	
CITY	TARGET NO. 2200 / BLDG. NO. 34
LAT. LONG AREA	
INTEL. SUBJECT NUMBER	DATE
PHOTOGRAPHY	ROLL - NEG NUMBER
INTERIOR EXTERIOR	
STRUCT. DETAIL	NO. OF EXPOSURES

TEAM # 2

DAMAGE ASSESMENT

- DESTROYED
- STRUCTURAL DAMAGE
- SUPERFICIAL DAMAGE
- ROOF DISTURBANCE
- MINOR DAMAGE

GENERAL NOTES - SECTIONS - PLANS - ETC -

BLDG. NUMBER 34

SHEET OF

U. S. S. B. S.
DAMAGE ASSESMENT WORK SHEET

FUNCTION

Woodwork

STRUCTURAL ANALYSIS

YEAR BUILT	ORIGINAL USE	REMARKS
FLOOR 1	TYPE Conc.	THICKNESS
FLOOR ✓	TYPE	THICKNESS
WALLS	TYPE	THICKNESS
wood frame —	galv. iron	
ROOF MATERIAL	TYPE	THICKNESS
		galv. iron on wood purlins
TRUSS ✓	TYPE	SPAN
CRANES NO. NO	TYPE	LOAD CAPACITY
MACHINERY REMOVED TO		REASON
REPAIRS AND CLEARANCES		
NEW CONSTRUCTION		

NAME OF PLANT	
TYPE OF INDUSTRY	
CITY	TARGET NO. 2200 / BLDG. NO. 35
LAT. LONG AREA	
INTEL. SUBJECT NUMBER	DATE
PHOTOGRAPHY	ROLL - NEG NUMBER
INTERIOR EXTERIOR	
STRUCT. DETAIL	NO. OF EXPOSURES

TEAM

DAMAGE ASSESMENT

- DESTROYED
- STRUCTURAL DAMAGE
- SUPERFICIAL DAMAGE
- ROOF DISTURBANCE
- MINOR DAMAGE

GENERAL NOTES - SECTIONS - PLANS - ETC -

BLDG. NUMBER 35

SHEET OF

U. S. S. B. S.
DAMAGE ASSESMENT WORK SHEET

FUNCTION

W 1/2 - Parking

E 1/2 - Truck Garage

STRUCTURAL ANALYSIS

YEAR BUILT | ORIGINAL USE | & | REMARKS

FLOOR 1 | TYPE: cone | THICKNESS

FLOOR / | TYPE | THICKNESS

WALLS | TYPE: wood frame – galv iron | THICKNESS

ROOF MATERIAL | TYPE: galv. iron – wood purlins | THICKNESS

TRUSS ✓ | TYPE | SPAN

CRANES NO. No | TYPE | LOAD CAPACITY

MACHINERY REMOVED TO | REASON

REPAIRS AND CLEARANCES

NEW CONSTRUCTION

NAME OF PLANT

TYPE OF INDUSTRY

CITY | TARGET NO. 2200 | BLDG. NO. 37

LAT. | LONG | AREA

INTEL. SUBJECT NUMBER | DATE

PHOTOGRAPHY | ROLL - NEG NUMBER

INTERIOR | EXTERIOR

STRUCT. DETAIL | NO. OF EXPOSURES

TEAM

DAMAGE ASSESMENT

DESTROYED

STRUCTURAL DAMAGE

SUPERFICIAL DAMAGE

ROOF DISTURBANCE

MINOR DAMAGE

GENERAL NOTES - SECTIONS - PLANS - ETC -

NOTE: #35 & #36 – Part of Sig Mat'ls Section

BLDG. NUMBER

37 & 36

SHEET OF

U. S. S. B. S.
DAMAGE ASSESMENT WORK SHEET

FUNCTION

Storage

NAME OF PLANT

TYPE OF INDUSTRY

CITY | **TARGET NO.** 2200 | **BLDG. NO.** 38

LAT. | **LONG** | **AREA**

INTEL. SUBJECT NUMBER | **DATE**

PHOTOGRAPHY | **ROLL - NEG NUMBER**

INTERIOR | **EXTERIOR**

STRUCT. DETAIL | **NO. OF EXPOSURES**

STRUCTURAL ANALYSIS

YEAR BUILT	ORIGINAL USE	REMARKS

FLOOR	TYPE Conc.	THICKNESS
FLOOR	TYPE	THICKNESS
WALLS	TYPE wood frame - galv. iron	THICKNESS
ROOF MATERIAL	TYPE	THICKNESS galv. iron on wood purlins
TRUSS ✓	TYPE	SPAN
CRANES NO. No	TYPE	LOAD CAPACITY

MACHINERY REMOVED TO | **REASON**

REPAIRS AND CLEARANCES

NEW CONSTRUCTION

TEAM

DAMAGE ASSESMENT

DESTROYED

STRUCTURAL DAMAGE

SUPERFICIAL DAMAGE

ROOF DISTURBANCE

MINOR DAMAGE

GENERAL NOTES - SECTIONS - PLANS - ETC -

BLDG. NUMBER 38

SHEET OF

U. S. S. B. S.
DAMAGE ASSESMENT WORK SHEET

FUNCTION

Lumber storage

STRUCTURAL ANALYSIS

YEAR BUILT	ORIGINAL USE		REMARKS
FLOOR 1	TYPE earth	THICKNESS	
FLOOR	TYPE	THICKNESS	
WALLS	TYPE wood frame - galv. iron	THICKNESS	
ROOF MATERIAL	TYPE wood purlins - galv. iron	THICKNESS	
TRUSS ✓	TYPE	SPAN	
CRANES NO. NO	TYPE	LOAD CAPACITY	
MACHINERY REMOVED TO		REASON	
REPAIRS AND CLEARANCES			
NEW CONSTRUCTION			

NAME OF PLANT		
TYPE OF INDUSTRY		
CITY	TARGET NO. 2200	BLDG. NO. 39
LAT. LONG	AREA	
INTEL. SUBJECT NUMBER		DATE
PHOTOGRAPHY		ROLL - NEG NUMBER
INTERIOR	EXTERIOR	
STRUCT. DETAIL	NO. OF EXPOSURES	

TEAM

DAMAGE ASSESMENT

DESTROYED

STRUCTURAL DAMAGE

SUPERFICIAL DAMAGE

ROOF DISTURBANCE

MINOR DAMAGE

GENERAL NOTES - SECTIONS - PLANS - ETC -

BLDG. NUMBER 39

SHEET OF

U. S. S. B. S.
DAMAGE ASSESMENT WORK SHEET

FUNCTION

Administration

STRUCTURAL ANALYSIS

YEAR BUILT	ORIGINAL USE	REMARKS

FLOOR 1	TYPE wood - plaster clg.	THICKNESS
FLOOR 2	TYPE wood - " "	THICKNESS
WALLS wood frame - stucco	TYPE	THICKNESS
ROOF MATERIAL	TYPE	THICKNESS tile
TRUSS	TYPE	SPAN
CRANES NO.	TYPE	LOAD CAPACITY
MACHINERY REMOVED TO		REASON
REPAIRS AND CLEARANCES		
NEW CONSTRUCTION		

NAME OF PLANT		
TYPE OF INDUSTRY		
CITY	TARGET NO. 2200	BLDG. NO. 40
LAT. LONG	AREA	
INTEL. SUBJECT NUMBER		DATE 11-18-43
PHOTOGRAPHY		ROLL - NEG NUMBER
INTERIOR	EXTERIOR	
STRUCT. DETAIL	NO. OF EXPOSURES	

TEAM

DAMAGE ASSESMENT

DESTROYED

STRUCTURAL DAMAGE

SUPERFICIAL DAMAGE

ROOF DISTURBANCE

MINOR DAMAGE

GENERAL NOTES - SECTIONS - PLANS - ETC -

BLDG. NUMBER 40

SHEET OF

U. S. S. B. S.
DAMAGE ASSESMENT WORK SHEET

FUNCTION

Administration

STRUCTURAL ANALYSIS

YEAR BUILT	ORIGINAL USE	REMARKS
FLOOR	TYPE	THICKNESS
1 (a)	conc.	(b) wood
FLOOR	TYPE	THICKNESS
/		
WALLS	TYPE	THICKNESS
(a)	reinf.-conc	(b) frame – siding
ROOF MATERIAL	TYPE	THICKNESS
(a)	asbestos-cem	(b) tile
TRUSS	TYPE	SPAN
No		
CRANES NO. No	TYPE	LOAD CAPACITY
MACHINERY REMOVED TO		REASON
REPAIRS AND CLEARANCES		
NEW CONSTRUCTION		

NAME OF PLANT	
TYPE OF INDUSTRY	
CITY	TARGET NO. 2200 / BLDG. NO. 41
LAT. LONG AREA	
INTEL. SUBJECT NUMBER	DATE
PHOTOGRAPHY	ROLL - NEG NUMBER
INTERIOR EXTERIOR	
STRUCT. DETAIL	NO. OF EXPOSURES

TEAM

DAMAGE ASSESMENT

DESTROYED
STRUCTURAL DAMAGE
SUPERFICIAL DAMAGE
ROOF DISTURBANCE
MINOR DAMAGE

GENERAL NOTES - SECTIONS - PLANS - ETC -

BLDG. NUMBER

41

SHEET OF

U. S. S. B. S.
DAMAGE ASSESMENT WORK SHEET

FUNCTION

STRUCTURAL ANALYSIS

YEAR BUILT	ORIGINAL USE		REMARKS
FLOOR	TYPE	THICKNESS	
FLOOR	TYPE	THICKNESS	
WALLS	TYPE	THICKNESS	
ROOF MATERIAL	TYPE	THICKNESS	
TRUSS	TYPE	SPAN	
CRANES NO.	TYPE	LOAD CAPACITY	
MACHINERY REMOVED TO		REASON	
REPAIRS AND CLEARANCES			
NEW CONSTRUCTION			

NAME OF PLANT

TYPE OF INDUSTRY

CITY | TARGET NO. 2200 | BLDG. NO. 42

LAT. | LONG | AREA

INTEL. SUBJECT NUMBER | DATE

PHOTOGRAPHY | ROLL - NEG NUMBER

INTERIOR | EXTERIOR

STRUCT. DETAIL | NO. OF EXPOSURES

TEAM

DAMAGE ASSESMENT

DESTROYED

STRUCTURAL DAMAGE

SUPERFICIAL DAMAGE

ROOF DISTURBANCE

MINOR DAMAGE

GENERAL NOTES - SECTIONS - PLANS - ETC -

Wood floor left – bldg. removed

BLDG. NUMBER 42

SHEET OF

U. S. S. B. S.
DAMAGE ASSESMENT WORK SHEET

FUNCTION

STRUCTURAL ANALYSIS

YEAR BUILT	ORIGINAL USE		REMARKS
FLOOR	TYPE	THICKNESS	
FLOOR	TYPE	THICKNESS	
WALLS	TYPE	THICKNESS	
ROOF MATERIAL	TYPE	THICKNESS	
TRUSS	TYPE	SPAN	
CRANES NO.	TYPE	LOAD CAPACITY	
MACHINERY REMOVED TO		REASON	
REPAIRS AND CLEARANCES			
NEW CONSTRUCTION			

NAME OF PLANT

TYPE OF INDUSTRY

CITY	TARGET NO. 2200	BLDG. NO. 44
LAT. LONG	AREA	
INTEL. SUBJECT NUMBER		DATE
PHOTOGRAPHY		ROLL - NEG NUMBER
INTERIOR	EXTERIOR	
STRUCT. DETAIL	NO. OF EXPOSURES	

TEAM

DAMAGE ASSESMENT

DESTROYED

STRUCTURAL DAMAGE

SUPERFICIAL DAMAGE

ROOF DISTURBANCE

MINOR DAMAGE

GENERAL NOTES - SECTIONS - PLANS - ETC -

Nothing here !!!

BLDG. NUMBER 44

SHEET OF

U. S. S. B. S.
DAMAGE ASSESMENT WORK SHEET

FUNCTION Offices

STRUCTURAL ANALYSIS

YEAR BUILT	ORIGINAL USE		REMARKS
FLOOR 1	TYPE .	THICKNESS wood	
FLOOR 2	TYPE .	THICKNESS wood	
WALLS wood frame - siding -	TYPE	THICKNESS	
ROOF MATERIAL	TYPE	THICKNESS tile	
TRUSS	TYPE	SPAN	
CRANES NO.	TYPE	LOAD CAPACITY	
MACHINERY REMOVED TO		REASON	
REPAIRS AND CLEARANCES			
NEW CONSTRUCTION			

NAME OF PLANT		
TYPE OF INDUSTRY		
CITY	TARGET NO. 2200	BLDG. NO. 45
LAT. LONG	AREA	
INTEL. SUBJECT NUMBER		DATE 11/9
PHOTOGRAPHY		ROLL - NEG NUMBER
INTERIOR	EXTERIOR	
STRUCT. DETAIL	NO. OF EXPOSURES	

TEAM

DAMAGE ASSESMENT

- DESTROYED
- STRUCTURAL DAMAGE
- SUPERFICIAL DAMAGE
- ROOF DISTURBANCE
- MINOR DAMAGE

GENERAL NOTES - SECTIONS - PLANS - ETC -

BLDG. NUMBER 45

SHEET OF

U. S. S. B. S.
DAMAGE ASSESMENT WORK SHEET

FUNCTION

1st floor - Receiving
2nd " - Office & Stores

STRUCTURAL ANALYSIS

YEAR BUILT | ORIGINAL USE | REMARKS

FLOOR 1	TYPE conc	THICKNESS
FLOOR 2	TYPE wood	THICKNESS
WALLS wood frame	TYPE	THICKNESS stucco
ROOF MATERIAL	TYPE	THICKNESS tile
TRUSS ✓	TYPE	SPAN
CRANES NO. NO	TYPE	LOAD CAPACITY

MACHINERY REMOVED TO | REASON

REPAIRS AND CLEARANCES

NEW CONSTRUCTION

NAME OF PLANT

TYPE OF INDUSTRY

CITY | TARGET NO. 2200 | BLDG. NO. 46

LAT. | LONG | AREA

INTEL. SUBJECT NUMBER | DATE 11/18

PHOTOGRAPHY | ROLL - NEG NUMBER

INTERIOR | EXTERIOR

STRUCT. DETAIL | NO. OF EXPOSURES

TEAM

DAMAGE ASSESMENT

DESTROYED

STRUCTURAL DAMAGE

SUPERFICIAL DAMAGE

ROOF DISTURBANCE

MINOR DAMAGE

GENERAL NOTES - SECTIONS - PLANS - ETC -

BLDG. NUMBER 46

SHEET OF

U. S. S. B. S.
DAMAGE ASSESMENT WORK SHEET

FUNCTION

Store house

STRUCTURAL ANALYSIS

YEAR BUILT	ORIGINAL USE		REMARKS
FLOOR 1	TYPE	THICKNESS conc	
FLOOR 2	TYPE	THICKNESS wood	
WALLS wood frame	TYPE	THICKNESS stucco	
ROOF MATERIAL	TYPE	THICKNESS tile	
TRUSS	TYPE	SPAN	
CRANES NO.	TYPE	LOAD CAPACITY	
MACHINERY REMOVED TO		REASON	
REPAIRS AND CLEARANCES			
NEW CONSTRUCTION			

NAME OF PLANT	
TYPE OF INDUSTRY	
CITY	TARGET NO. 2200 / BLDG. NO. 47
LAT. LONG AREA	
INTEL. SUBJECT NUMBER	DATE
PHOTOGRAPHY	ROLL - NEG NUMBER
INTERIOR EXTERIOR	
STRUCT. DETAIL NO. OF EXPOSURES	

TEAM

DAMAGE ASSESMENT

- DESTROYED
- STRUCTURAL DAMAGE
- SUPERFICIAL DAMAGE
- ROOF DISTURBANCE
- MINOR DAMAGE

GENERAL NOTES - SECTIONS - PLANS - ETC -

BLDG. NUMBER 47

SHEET OF

U. S. S. B. S.
DAMAGE ASSESMENT WORK SHEET

FUNCTION

Machine shop (small lathes & drills)

STRUCTURAL ANALYSIS

YEAR BUILT	ORIGINAL USE	REMARKS
FLOOR	TYPE: Conc.	THICKNESS
FLOOR	TYPE	THICKNESS
WALLS	TYPE: See sketch	THICKNESS
ROOF MATERIAL	TYPE	THICKNESS
TRUSS	TYPE	SPAN
CRANES NO.	TYPE	LOAD CAPACITY
MACHINERY REMOVED TO		REASON
REPAIRS AND CLEARANCES		
NEW CONSTRUCTION		

NAME OF PLANT

TYPE OF INDUSTRY

CITY | TARGET NO. 2200 | BLDG. NO. 48

LAT. | LONG | AREA

INTEL. SUBJECT NUMBER | DATE

PHOTOGRAPHY | ROLL - NEG NUMBER

INTERIOR | EXTERIOR

STRUCT. DETAIL | NO. OF EXPOSURES

TEAM

DAMAGE ASSESMENT

DESTROYED

STRUCTURAL DAMAGE

SUPERFICIAL DAMAGE

ROOF DISTURBANCE

MINOR DAMAGE

GENERAL NOTES - SECTIONS - PLANS - ETC -

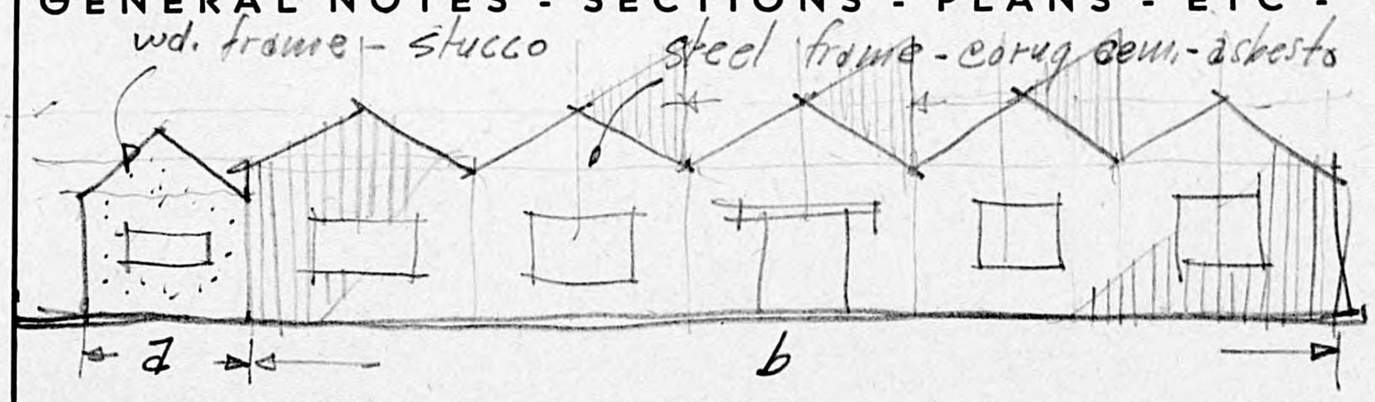

ELEV: LOOKING N.E

BLDG. NUMBER 48

SHEET OF

U. S. S. B. S.
DAMAGE ASSESMENT WORK SHEET

FUNCTION

Warehouse for small parts,

STRUCTURAL ANALYSIS

YEAR BUILT	ORIGINAL USE	REMARKS
FLOOR 1	TYPE cone	THICKNESS
FLOOR	TYPE	THICKNESS
WALLS wood	TYPE frame	THICKNESS galv. iron
ROOF MATERIAL	TYPE	THICKNESS 11 11
TRUSS ✓	TYPE wood	SPAN 1
CRANES NO. NO	TYPE	LOAD CAPACITY
MACHINERY REMOVED TO		REASON
REPAIRS AND CLEARANCES		
NEW CONSTRUCTION		

NAME OF PLANT

TYPE OF INDUSTRY

CITY — TARGET NO. 2200 — BLDG. NO. 49

LAT. — LONG — AREA

INTEL. SUBJECT NUMBER — DATE 11/19

PHOTOGRAPHY — ROLL - NEG NUMBER

INTERIOR — EXTERIOR

STRUCT. DETAIL — NO. OF EXPOSURES

TEAM

DAMAGE ASSESMENT

DESTROYED

STRUCTURAL DAMAGE

SUPERFICIAL DAMAGE

ROOF DISTURBANCE

MINOR DAMAGE 50% Removed or destroyed

GENERAL NOTES - SECTIONS - PLANS - ETC -

BLDG. NUMBER 49

SHEET OF

U. S. S. B. S.
DAMAGE ASSESMENT WORK SHEET

FUNCTION

Metal Shop Punches & Presses

STRUCTURAL ANALYSIS

YEAR BUILT	ORIGINAL USE		REMARKS
FLOOR	TYPE	THICKNESS	
FLOOR	TYPE	THICKNESS	
WALLS	TYPE	THICKNESS	See 49
ROOF MATERIAL	TYPE	THICKNESS	
TRUSS	TYPE	SPAN	
CRANES NO.	TYPE	LOAD CAPACITY	
MACHINERY REMOVED TO		REASON	
REPAIRS AND CLEARANCES			
NEW CONSTRUCTION			

NAME OF PLANT

TYPE OF INDUSTRY

CITY | TARGET NO. 2800 | BLDG. NO. 50

LAT. | LONG | AREA

INTEL. SUBJECT NUMBER | DATE 11/19

PHOTOGRAPHY | ROLL - NEG NUMBER

INTERIOR | EXTERIOR

STRUCT. DETAIL | NO. OF EXPOSURES

TEAM

DAMAGE ASSESMENT

DESTROYED

STRUCTURAL DAMAGE

SUPERFICIAL DAMAGE

ROOF DISTURBANCE

MINOR DAMAGE 50% Removed (Template material Section)

GENERAL NOTES - SECTIONS - PLANS - ETC -

BLDG. NUMBER 50

SHEET OF

U. S. S. B. S.
DAMAGE ASSESMENT WORK SHEET

FUNCTION

Sheet metal shop

STRUCTURAL ANALYSIS

YEAR BUILT	ORIGINAL USE		REMARKS
FLOOR	TYPE	THICKNESS	
FLOOR	TYPE	THICKNESS	
WALLS	TYPE	THICKNESS	
ROOF MATERIAL	TYPE	THICKNESS	
TRUSS	TYPE	SPAN	
CRANES NO.	TYPE	LOAD CAPACITY	
MACHINERY REMOVED TO		REASON	
REPAIRS AND CLEARANCES			
NEW CONSTRUCTION			

See 49

NAME OF PLANT	
TYPE OF INDUSTRY	
CITY	TARGET NO. 2200
LAT. LONG AREA	BLDG. NO. 51
INTEL. SUBJECT NUMBER	DATE 11/19
PHOTOGRAPHY	ROLL - NEG NUMBER
INTERIOR EXTERIOR	
STRUCT. DETAIL NO. OF EXPOSURES	

TEAM

DAMAGE ASSESMENT

DESTROYED	
STRUCTURAL DAMAGE	
SUPERFICIAL DAMAGE	
ROOF DISTURBANCE	
MINOR DAMAGE	50% Removed

GENERAL NOTES - SECTIONS - PLANS - ETC -

BLDG. NUMBER 51

SHEET OF

U. S. S. B. S.
DAMAGE ASSESMENT WORK SHEET

FUNCTION

Assembly

STRUCTURAL ANALYSIS

YEAR BUILT	ORIGINAL USE	REMARKS
FLOOR 1	TYPE conc.	THICKNESS
FLOOR /	TYPE	THICKNESS
WALLS	TYPE steel frame -	THICKNESS cem-asbestos
ROOF MATERIAL	TYPE	THICKNESS cement-asbestos on steel purlins
TRUSS V	TYPE steel	SPAN
CRANES NO.	TYPE Monorail center each bay	LOAD CAPACITY
MACHINERY REMOVED TO		REASON
REPAIRS AND CLEARANCES		
NEW CONSTRUCTION		

NAME OF PLANT

TYPE OF INDUSTRY

CITY	TARGET NO. 2200	BLDG. NO. 53
LAT. LONG	AREA	
INTEL. SUBJECT NUMBER		DATE 11-18-45
PHOTOGRAPHY		ROLL - NEG NUMBER
INTERIOR	EXTERIOR	
STRUCT. DETAIL	NO. OF EXPOSURES	

TEAM

DAMAGE ASSESMENT

DESTROYED	a - Assembly & Wood Model Making
STRUCTURAL DAMAGE	c, d, & e - Metal Small Parts mfg
SUPERFICIAL DAMAGE	f - Assembly
ROOF DISTURBANCE	
MINOR DAMAGE	

GENERAL NOTES - SECTIONS - PLANS - ETC -

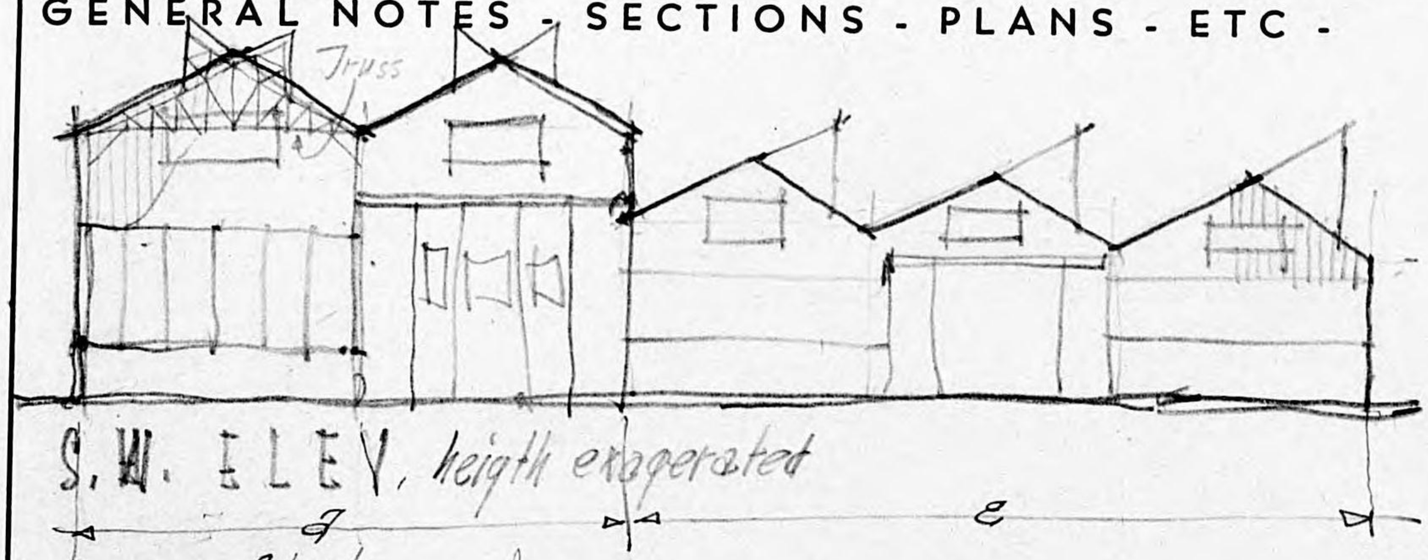

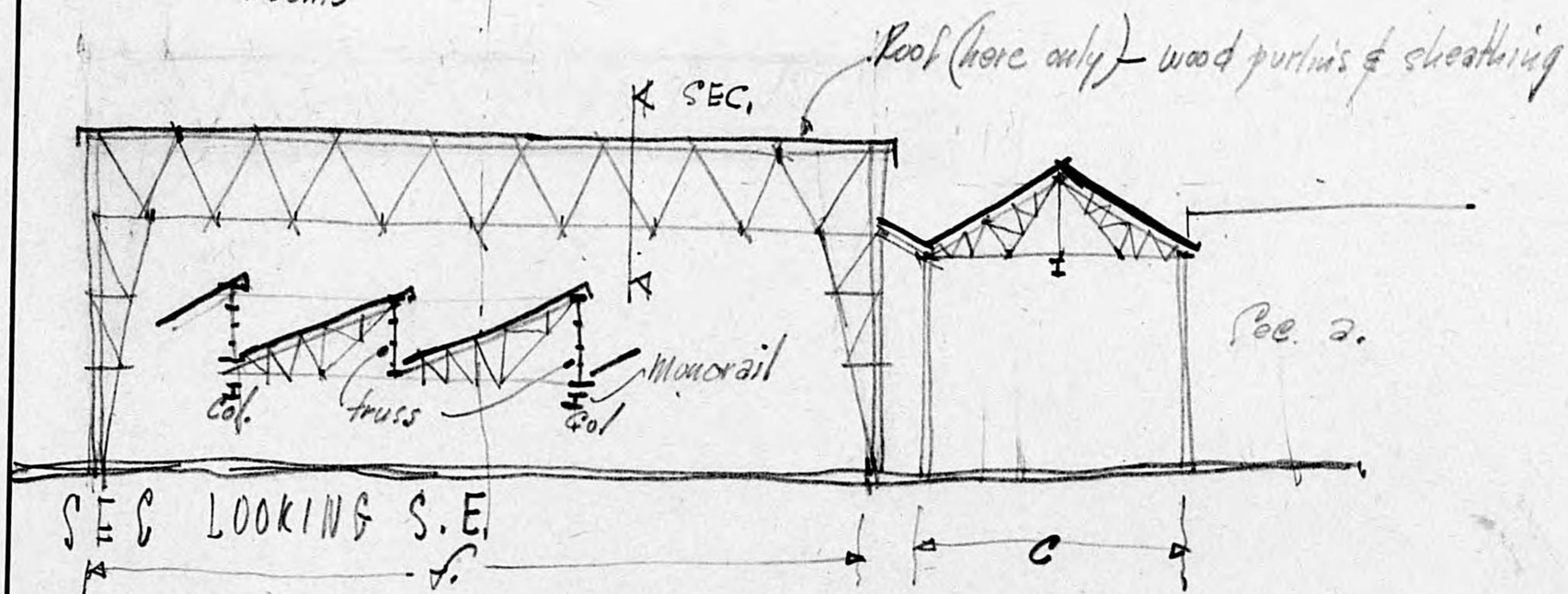

BLDG. NUMBER 53

SHEET OF

U. S. S. B. S.
DAMAGE ASSESMENT WORK SHEET

FUNCTION
ASSEMBLY

STRUCTURAL ANALYSIS

YEAR BUILT	ORIGINAL USE	REMARKS	STEEL FRAME
FLOOR	TYPE	THICKNESS	
CONCRETE			
FLOOR	TYPE	THICKNESS	
WALLS	TYPE	THICKNESS	
SHEET METAL			
ROOF MATERIAL	TYPE	THICKNESS	
SHEET METAL ; WOOD			
TRUSS	TYPE	SPAN	
SAW-TOOTH	STEEL		
CRANES NO.	TYPE	LOAD CAPACITY	
MACHINERY REMOVED TO		REASON	
REPAIRS AND CLEARANCES			
NEW CONSTRUCTION			

NAME OF PLANT: JAPAN AIRCRAFT
TYPE OF INDUSTRY: AIRCRAFT MANUFACTURE
CITY: TOMIOKA
TARGET NO.: 2200
BLDG. NO.: 53
LAT. LONG AREA: 90.17
INTEL. SUBJECT NUMBER: HX-J
DATE: 18 NOV. 45
PHOTOGRAPHY
INTERIOR EXTERIOR
STRUCT. DETAIL NO. OF EXPOSURES
ROLL - NEG NUMBER

TEAM
CANFIELD, MALLON
SHEPHERD
ROBERTSON, KO

DAMAGE ASSESMENT

DESTROYED	
STRUCTURAL DAMAGE	
SUPERFICIAL DAMAGE	
ROOF DISTURBANCE	BLOWN OFF
MINOR DAMAGE	

GENERAL NOTES - SECTIONS - PLANS - ETC -

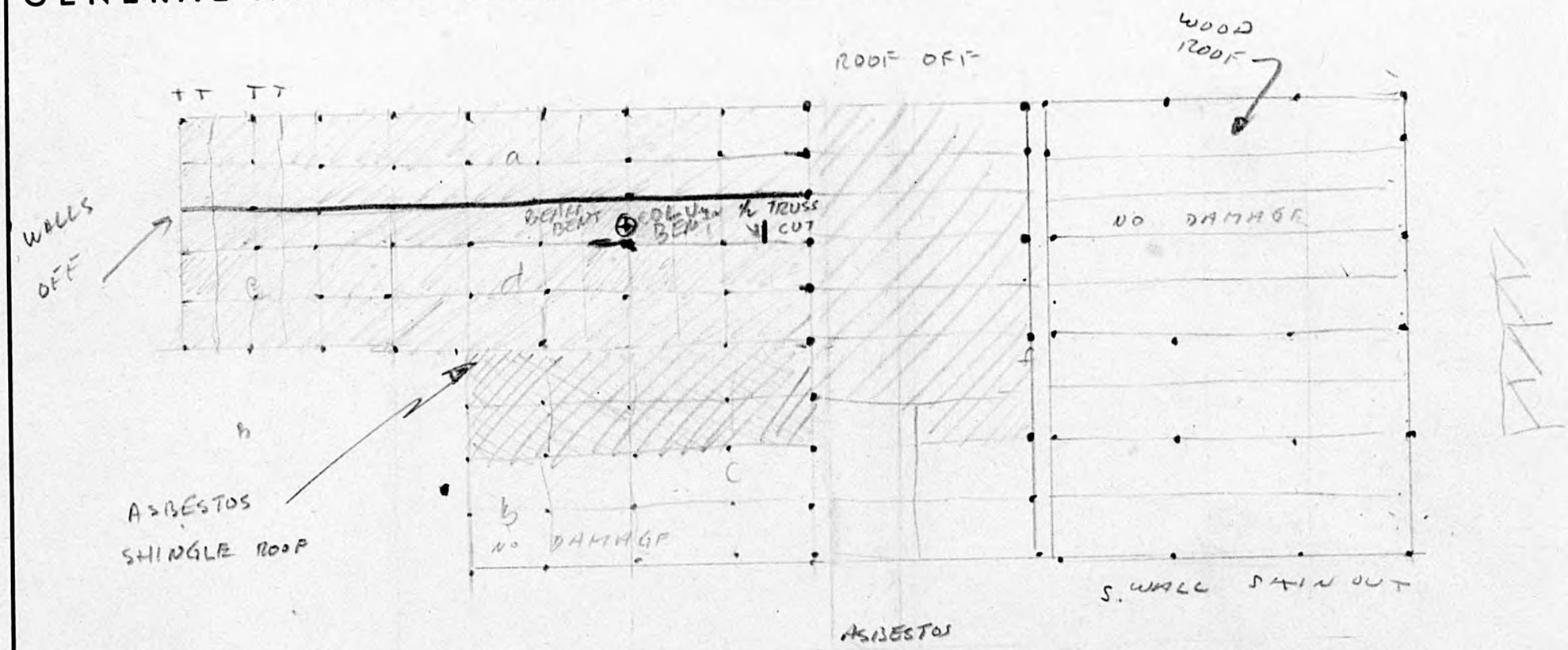

BLDG. NUMBER
53

SHEET OF

U. S. S. B. S.
DAMAGE ASSESMENT WORK SHEET

FUNCTION

Apprentice Shop

STRUCTURAL ANALYSIS

YEAR BUILT	ORIGINAL USE	REMARKS
FLOOR	TYPE	THICKNESS
FLOOR	TYPE	THICKNESS
WALLS	TYPE	THICKNESS
ROOF MATERIAL	TYPE	THICKNESS
TRUSS	TYPE	SPAN
CRANES NO.	TYPE	LOAD CAPACITY
MACHINERY REMOVED TO		REASON
REPAIRS AND CLEARANCES		
NEW CONSTRUCTION		

NAME OF PLANT		
TYPE OF INDUSTRY		
CITY	TARGET NO. 2200	BLDG. NO. 54
LAT. LONG	AREA	
INTEL. SUBJECT NUMBER		DATE
PHOTOGRAPHY		ROLL - NEG NUMBER
INTERIOR	EXTERIOR	
STRUCT. DETAIL	NO. OF EXPOSURES	

TEAM

DAMAGE ASSESMENT

DESTROYED
STRUCTURAL DAMAGE
SUPERFICIAL DAMAGE
ROOF DISTURBANCE
MINOR DAMAGE

GENERAL NOTES - SECTIONS - PLANS - ETC -

Wood frame buildings in process of being removed.

BLDG. NUMBER 54

SHEET OF

U. S. S. B. S.
DAMAGE ASSESMENT WORK SHEET

FUNCTION

TRAINING SHOP FOR EMPLOYEES.

STRUCTURAL ANALYSIS

YEAR BUILT	ORIGINAL USE		REMARKS
FLOOR	TYPE	THICKNESS	
FLOOR	TYPE	THICKNESS	
WALLS	TYPE	THICKNESS	
ROOF MATERIAL	TYPE	THICKNESS	
TRUSS	TYPE	SPAN	
CRANES NO.	TYPE	LOAD CAPACITY	
MACHINERY REMOVED TO		REASON	
REPAIRS AND CLEARANCES			
NEW CONSTRUCTION			

NAME OF PLANT		
TYPE OF INDUSTRY		
CITY	TARGET NO. 2200	BLDG. NO. 55
LAT. LONG	AREA	
INTEL. SUBJECT NUMBER		DATE
PHOTOGRAPHY		ROLL - NEG NUMBER
INTERIOR	EXTERIOR	
STRUCT. DETAIL	NO. OF EXPOSURES	

TEAM

DAMAGE ASSESMENT

DESTROYED
STRUCTURAL DAMAGE
SUPERFICIAL DAMAGE
ROOF DISTURBANCE
MINOR DAMAGE

GENERAL NOTES - SECTIONS - PLANS - ETC -

Wood construction - Removed

BLDG. NUMBER 55

SHEET OF

U. S. S. B. S.
DAMAGE ASSESMENT WORK SHEET

FUNCTION

SHOPS - APPRENTICE TRAINING

STRUCTURAL ANALYSIS

YEAR BUILT	ORIGINAL USE		REMARKS
FLOOR	TYPE	THICKNESS	
FLOOR	TYPE	THICKNESS	
WALLS	TYPE	THICKNESS	
ROOF MATERIAL	TYPE	THICKNESS	
TRUSS	TYPE	SPAN	
CRANES NO.	TYPE	LOAD CAPACITY	
MACHINERY REMOVED TO		REASON	
REPAIRS AND CLEARANCES			
NEW CONSTRUCTION			

NAME OF PLANT: JAPAN AIRCRAFT
TYPE OF INDUSTRY: AIRCRAFT MANUFACTURE
CITY: TOMIOKA
TARGET NO.: Z200
BLDG. NO.: 55
LAT.
LONG
AREA: 90.17
INTEL. SUBJECT NUMBER: HX-5
DATE: 19 NOV. '45

PHOTOGRAPHY
INTERIOR
EXTERIOR
STRUCT. DETAIL
NO. OF EXPOSURES
ROLL - NEG NUMBER

TEAM
CANFIELD, MALLON
SHEPHERD,
ROSENSON

DAMAGE ASSESMENT

DESTROYED	☒
STRUCTURAL DAMAGE	
SUPERFICIAL DAMAGE	
ROOF DISTURBANCE	
MINOR DAMAGE	

GENERAL NOTES - SECTIONS - PLANS - ETC -



BLDG. NUMBER
55

SHEET OF

U. S. S. B. S.
DAMAGE ASSESMENT WORK SHEET

FUNCTION

Research laboratory (wind Tunnel)

STRUCTURAL ANALYSIS

YEAR BUILT	ORIGINAL USE		REMARKS
FLOOR 1	TYPE cone	THICKNESS	E. Hall, Reinf. conc. both decks.
FLOOR 2	TYPE	THICKNESS	
WALLS	TYPE frame - plaster - stucco	THICKNESS	
ROOF MATERIAL	TYPE	THICKNESS cemen-asbestos shingles	
TRUSS	TYPE	SPAN	
CRANES NO.	TYPE	LOAD CAPACITY	
MACHINERY REMOVED TO		REASON	
REPAIRS AND CLEARANCES			
NEW CONSTRUCTION			

NAME OF PLANT	
TYPE OF INDUSTRY	
CITY	TARGET NO. 2200
LAT. LONG AREA	BLDG. NO. 57
INTEL. SUBJECT NUMBER	DATE
PHOTOGRAPHY	ROLL - NEG NUMBER
INTERIOR EXTERIOR	
STRUCT. DETAIL NO. OF EXPOSURES	

TEAM

DAMAGE ASSESMENT

- DESTROYED
- STRUCTURAL DAMAGE
- SUPERFICIAL DAMAGE
- ROOF DISTURBANCE
- MINOR DAMAGE

GENERAL NOTES - SECTIONS - PLANS - ETC -

BLDG. NUMBER 57

SHEET OF

U. S. S. B. S.
DAMAGE ASSESMENT WORK SHEET

FUNCTION

Research laboratory (wind Tunnel)

STRUCTURAL ANALYSIS

YEAR BUILT	ORIGINAL USE		REMARKS
FLOOR 1	TYPE cone	THICKNESS	E. Hall, Reinf. cone, both decks.
FLOOR 2	TYPE	THICKNESS	
WALLS	TYPE frame - plaster - stucco	THICKNESS	
ROOF MATERIAL	TYPE	THICKNESS cemen-asbestos shingles	
TRUSS	TYPE	SPAN	
CRANES NO.	TYPE	LOAD CAPACITY	
MACHINERY REMOVED TO		REASON	
REPAIRS AND CLEARANCES			
NEW CONSTRUCTION			

NAME OF PLANT

TYPE OF INDUSTRY

CITY | TARGET NO. 2200 | BLDG. NO. 57

LAT. | LONG | AREA

INTEL. SUBJECT NUMBER | DATE

PHOTOGRAPHY | ROLL - NEG NUMBER

INTERIOR | EXTERIOR

STRUCT. DETAIL | NO. OF EXPOSURES

TEAM

DAMAGE ASSESMENT

DESTROYED

STRUCTURAL DAMAGE

SUPERFICIAL DAMAGE

ROOF DISTURBANCE

MINOR DAMAGE

GENERAL NOTES - SECTIONS - PLANS - ETC -

BLDG. NUMBER 57

SHEET OF

U. S. S. B. S.
DAMAGE ASSESMENT WORK SHEET

FUNCTION

Apprentice School

NAME OF PLANT

TYPE OF INDUSTRY

CITY | **TARGET NO.** 2200 | **BLDG. NO.** 58

LAT. | **LONG** | **AREA**

INTEL. SUBJECT NUMBER | **DATE**

PHOTOGRAPHY | **ROLL - NEG NUMBER**

INTERIOR | **EXTERIOR**

STRUCT. DETAIL | **NO. OF EXPOSURES**

TEAM

STRUCTURAL ANALYSIS

YEAR BUILT | **ORIGINAL USE** | **REMARKS**

FLOOR 1 | **TYPE** wood | **THICKNESS**

FLOOR 2 | **TYPE** wood | **THICKNESS**

WALLS | **TYPE** | **THICKNESS**
wood frame - stucco

ROOF MATERIAL | **TYPE** | **THICKNESS**

TRUSS | **TYPE** | **SPAN**

CRANES NO. | **TYPE** | **LOAD CAPACITY**

MACHINERY REMOVED TO | **REASON**

REPAIRS AND CLEARANCES

NEW CONSTRUCTION

DAMAGE ASSESMENT

DESTROYED

STRUCTURAL DAMAGE

SUPERFICIAL DAMAGE

ROOF DISTURBANCE

MINOR DAMAGE

GENERAL NOTES - SECTIONS - PLANS - ETC -

546. rear view

BLDG. NUMBER 58

U. S. S. B. S.
DAMAGE ASSESMENT WORK SHEET

FUNCTION

Mess Hall

NAME OF PLANT

TYPE OF INDUSTRY

CITY | **TARGET NO.** 2200 | **BLDG. NO.** 59

LAT. | **LONG** | **AREA**

INTEL. SUBJECT NUMBER | **DATE**

PHOTOGRAPHY | **ROLL - NEG NUMBER**

INTERIOR | **EXTERIOR**

STRUCT. DETAIL | **NO. OF EXPOSURES**

TEAM

STRUCTURAL ANALYSIS

YEAR BUILT	ORIGINAL USE		REMARKS
FLOOR 1	TYPE	THICKNESS Conc	
FLOOR ~~/~~	TYPE	THICKNESS	
WALLS	TYPE wood frame - galv iron	THICKNESS	
ROOF MATERIAL	TYPE corrug. cement-asbestos	THICKNESS	
TRUSS ✓	TYPE 2 spans	SPAN	
CRANES NO. ND	TYPE	LOAD CAPACITY	

MACHINERY REMOVED TO | **REASON**

REPAIRS AND CLEARANCES

NEW CONSTRUCTION

DAMAGE ASSESMENT

DESTROYED

STRUCTURAL DAMAGE

SUPERFICIAL DAMAGE

ROOF DISTURBANCE

MINOR DAMAGE

GENERAL NOTES - SECTIONS - PLANS - ETC -

BLDG. NUMBER 59

U. S. S. B. S.
DAMAGE ASSESMENT WORK SHEET

FUNCTION

Mess Hall

STRUCTURAL ANALYSIS

YEAR BUILT	ORIGINAL USE		REMARKS
FLOOR 1	TYPE	THICKNESS Conc	
~~FLOOR~~	TYPE	THICKNESS	
WALLS	TYPE wood frame - galv iron	THICKNESS	
ROOF MATERIAL	TYPE corug. cement-asbestos	THICKNESS	
~~TRUSS~~ ✓	TYPE wood - 2spans	SPAN	
CRANES NO. No	TYPE	LOAD CAPACITY	
MACHINERY REMOVED TO		REASON	
REPAIRS AND CLEARANCES			
NEW CONSTRUCTION			

NAME OF PLANT	
TYPE OF INDUSTRY	
CITY	TARGET NO. 2200 / BLDG. NO. 60
LAT. LONG AREA	
INTEL. SUBJECT NUMBER	DATE
PHOTOGRAPHY	ROLL - NEG NUMBER
INTERIOR EXTERIOR	
STRUCT. DETAIL NO. OF EXPOSURES	

TEAM

DAMAGE ASSESMENT

DESTROYED
STRUCTURAL DAMAGE
SUPERFICIAL DAMAGE
ROOF DISTURBANCE
MINOR DAMAGE

GENERAL NOTES - SECTIONS - PLANS - ETC -

BLDG. NUMBER 60

SHEET OF

U. S. S. B. S.
DAMAGE ASSESMENT WORK SHEET

FUNCTION

Kitchen (between 60 and 62)

NAME OF PLANT

TYPE OF INDUSTRY

CITY | **TARGET NO.** 2200 | **BLDG. NO.** 60d

LAT. | **LONG** | **AREA**

INTEL. SUBJECT NUMBER | **DATE** 11-19-45

PHOTOGRAPHY | **ROLL - NEG NUMBER**

INTERIOR | **EXTERIOR**

STRUCT. DETAIL | **NO. OF EXPOSURES**

STRUCTURAL ANALYSIS

YEAR BUILT	ORIGINAL USE		REMARKS
FLOOR 1	TYPE conc	THICKNESS	
FLOOR /	TYPE	THICKNESS	
WALLS wood frame	TYPE corrug iron	THICKNESS	
ROOF MATERIAL	TYPE corrug - cement asbestos	THICKNESS	
TRUSS ✓	TYPE	SPAN single	
CRANES NO.	TYPE	LOAD CAPACITY	

MACHINERY REMOVED TO | REASON

REPAIRS AND CLEARANCES

NEW CONSTRUCTION

TEAM

DAMAGE ASSESMENT

DESTROYED

STRUCTURAL DAMAGE

SUPERFICIAL DAMAGE

ROOF DISTURBANCE

MINOR DAMAGE

GENERAL NOTES - SECTIONS - PLANS - ETC -

N. End 2 Small Supply Sheds — S. End Kitchen -

BLDG. NUMBER 60d

SHEET OF

U. S. S. B. S.
DAMAGE ASSESMENT WORK SHEET

FUNCTION
1st deck - Wood working
2nd Deck - Parts storage

STRUCTURAL ANALYSIS

YEAR BUILT	ORIGINAL USE		REMARKS
FLOOR 1	TYPE	THICKNESS earth	
FLOOR 2	TYPE	THICKNESS wood	
WALLS	TYPE same (wood)	THICKNESS - stucco	
ROOF MATERIAL	TYPE	THICKNESS tile	
TRUSS ✓	TYPE wood	SPAN	
CRANES NO.	TYPE	LOAD CAPACITY	
MACHINERY REMOVED TO		REASON	
REPAIRS AND CLEARANCES			
NEW CONSTRUCTION			

NAME OF PLANT	
TYPE OF INDUSTRY	
CITY	TARGET NO. 2200 / BLDG. NO. 61
LAT. LONG AREA	
INTEL. SUBJECT NUMBER	DATE
PHOTOGRAPHY	ROLL - NEG NUMBER 61
INTERIOR EXTERIOR	
STRUCT. DETAIL NO. OF EXPOSURES	

TEAM

DAMAGE ASSESMENT

DESTROYED
STRUCTURAL DAMAGE
SUPERFICIAL DAMAGE
ROOF DISTURBANCE
MINOR DAMAGE

GENERAL NOTES - SECTIONS - PLANS - ETC -
See b, - removed -

BLDG. NUMBER 61

SHEET OF

U. S. S. B. S.
DAMAGE ASSESMENT WORK SHEET

FUNCTION

Parts storage (bars - pads - bolts etc)

STRUCTURAL ANALYSIS

YEAR BUILT	ORIGINAL USE		REMARKS
FLOOR	TYPE	THICKNESS conc.	
FLOOR	TYPE	THICKNESS	
WALLS wood frame –	TYPE	THICKNESS corrug. iron	
ROOF MATERIAL	TYPE	THICKNESS corrug. cement-asbestos	
TRUSS	TYPE	SPAN 2	
CRANES NO.	TYPE	LOAD CAPACITY	
MACHINERY REMOVED TO		REASON	
REPAIRS AND CLEARANCES			
NEW CONSTRUCTION			

NAME OF PLANT	
TYPE OF INDUSTRY	
CITY	TARGET NO. 2200 / BLDG. NO. 62
LAT. LONG AREA	
INTEL. SUBJECT NUMBER	DATE
PHOTOGRAPHY	ROLL - NEG NUMBER
INTERIOR EXTERIOR	
STRUCT. DETAIL	NO. OF EXPOSURES

TEAM

DAMAGE ASSESMENT

DESTROYED
STRUCTURAL DAMAGE
SUPERFICIAL DAMAGE
ROOF DISTURBANCE
MINOR DAMAGE

GENERAL NOTES - SECTIONS - PLANS - ETC -

BLDG. NUMBER
62

SHEET OF

U. S. S. B. S.
DAMAGE ASSESMENT WORK SHEET

FUNCTION

Storage - (plywood - lumber etc -)

STRUCTURAL ANALYSIS

YEAR BUILT	ORIGINAL USE		REMARKS
FLOOR	TYPE	THICKNESS	
1	wood & conc.		
FLOOR	TYPE	THICKNESS	
/			
WALLS	TYPE	THICKNESS	
wood frame		corrug. iron	
ROOF MATERIAL	TYPE	THICKNESS	
		corrug. cement-asbestos	
TRUSS	TYPE	SPAN	
CRANES NO.	TYPE	LOAD CAPACITY	
MACHINERY REMOVED TO		REASON	
REPAIRS AND CLEARANCES			
NEW CONSTRUCTION			

NAME OF PLANT

TYPE OF INDUSTRY

CITY	TARGET NO. 2200	BLDG. NO. 63
LAT. LONG	AREA	
INTEL. SUBJECT NUMBER		DATE
PHOTOGRAPHY		ROLL - NEG NUMBER
INTERIOR	EXTERIOR	
STRUCT. DETAIL	NO. OF EXPOSURES	

TEAM

DAMAGE ASSESMENT

DESTROYED

STRUCTURAL DAMAGE

SUPERFICIAL DAMAGE

ROOF DISTURBANCE

MINOR DAMAGE

GENERAL NOTES - SECTIONS - PLANS - ETC -

BLDG. NUMBER 63

SHEET OF

U. S. S. B. S.
DAMAGE ASSESMENT WORK SHEET

FUNCTION

(2) Blacksmith Shop (forging)

STRUCTURAL ANALYSIS

YEAR BUILT | ORIGINAL USE | REMARKS

FLOOR 1 (2) | TYPE earth | THICKNESS

FLOOR / | TYPE | THICKNESS

WALLS | TYPE steel frame - cement-asbestos | THICKNESS

ROOF MATERIAL | TYPE cement asbestos | THICKNESS

TRUSS ✓ | TYPE steel | SPAN

CRANES NO. NO | TYPE | LOAD CAPACITY

MACHINERY REMOVED TO | REASON

REPAIRS AND CLEARANCES

NEW CONSTRUCTION

NAME OF PLANT

TYPE OF INDUSTRY

CITY | TARGET NO. 2200 | BLDG. NO. 64

LAT. | LONG | AREA

INTEL. SUBJECT NUMBER | DATE 11-18

PHOTOGRAPHY | ROLL - NEG NUMBER

INTERIOR | EXTERIOR

STRUCT. DETAIL | NO. OF EXPOSURES

TEAM

DAMAGE ASSESMENT

DESTROYED

STRUCTURAL DAMAGE

SUPERFICIAL DAMAGE

ROOF DISTURBANCE

MINOR DAMAGE

GENERAL NOTES - SECTIONS - PLANS - ETC -

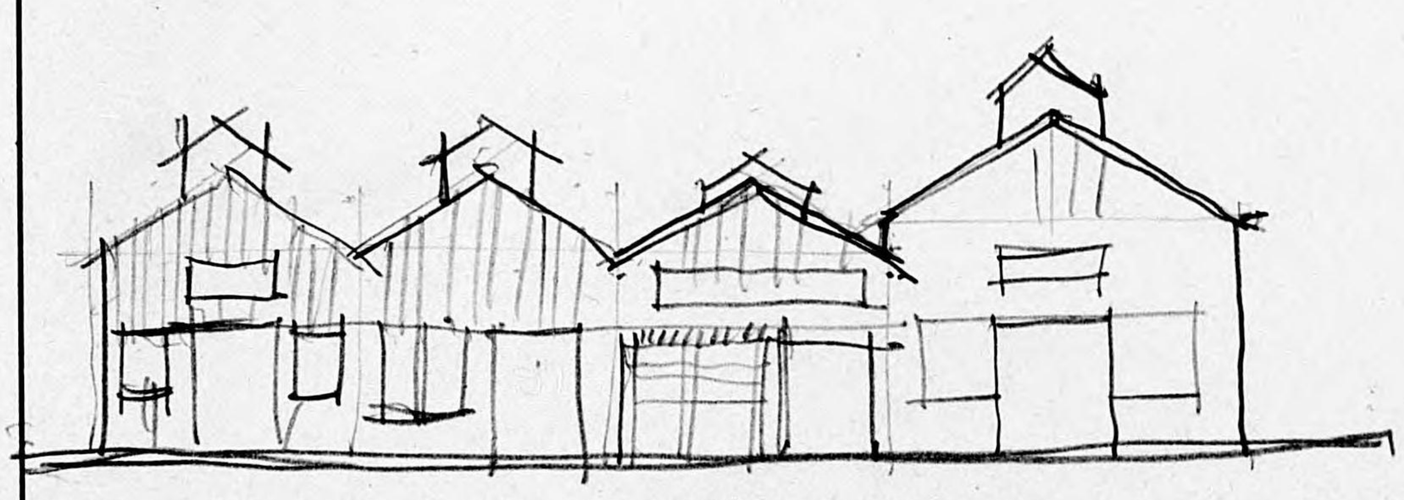

d. c. b. a.

ELEV. LOOKING S.E

a - blacksmith shop - steel frame - cement asbestos earth fl.

b - Compressors wood " " " conc.

c - (Sand-blowers etc) " " " " conc

↳ probable for molding.

d - Oil tempering - steel frame " " conc.

BLDG. NUMBER 64

SHEET OF

U. S. S. B. S.
DAMAGE ASSESMENT WORK SHEET

FUNCTION

Aluminum castings - Foundry

STRUCTURAL ANALYSIS

YEAR BUILT	ORIGINAL USE	REMARKS

FLOOR 1	TYPE earth	THICKNESS
FLOOR /	TYPE	THICKNESS
WALLS steel	TYPE frame - corug. cement asbestos	THICKNESS
ROOF MATERIAL	TYPE	THICKNESS " " "
TRUSS ✓	TYPE steel	SPAN single
CRANES NO. No	TYPE	LOAD CAPACITY
MACHINERY REMOVED TO		REASON
REPAIRS AND CLEARANCES		
NEW CONSTRUCTION		

NAME OF PLANT		
TYPE OF INDUSTRY		
CITY	TARGET NO. 2200	BLDG. NO. 65
LAT.	LONG / AREA	
INTEL. SUBJECT NUMBER		DATE 11/19
PHOTOGRAPHY		ROLL - NEG NUMBER
INTERIOR	EXTERIOR	
STRUCT. DETAIL	NO. OF EXPOSURES	

TEAM

DAMAGE ASSESMENT

DESTROYED
STRUCTURAL DAMAGE
SUPERFICIAL DAMAGE
ROOF DISTURBANCE
MINOR DAMAGE

GENERAL NOTES - SECTIONS - PLANS - ETC -

BLDG. NUMBER 65

SHEET OF

U. S. S. B. S.
DAMAGE ASSESMENT WORK SHEET

FUNCTION

Annealing

STRUCTURAL ANALYSIS

YEAR BUILT | ORIGINAL USE | REMARKS

FLOOR | TYPE | THICKNESS

FLOOR | TYPE | THICKNESS

WALLS | TYPE: Steel frame | THICKNESS: corug-cement-asbestos

ROOF MATERIAL | TYPE | THICKNESS: " "

TRUSS ✓ | TYPE: steel | SPAN

CRANES NO. NO | TYPE | LOAD CAPACITY

MACHINERY REMOVED TO | REASON

REPAIRS AND CLEARANCES

NEW CONSTRUCTION

NAME OF PLANT

TYPE OF INDUSTRY

CITY | TARGET NO. 2200 | BLDG. NO. 66

LAT. | LONG | AREA

INTEL. SUBJECT NUMBER | DATE 11/19

PHOTOGRAPHY | ROLL - NEG NUMBER

INTERIOR | EXTERIOR

STRUCT. DETAIL | NO. OF EXPOSURES

TEAM

DAMAGE ASSESMENT

DESTROYED

STRUCTURAL DAMAGE

SUPERFICIAL DAMAGE

ROOF DISTURBANCE

MINOR DAMAGE

GENERAL NOTES - SECTIONS - PLANS - ETC -

large tanks in bldg.

BLDG. NUMBER 66

SHEET OF

U. S. S. B. S.
DAMAGE ASSESMENT WORK SHEET

FUNCTION

STRUCTURAL ANALYSIS

YEAR BUILT	ORIGINAL USE	REMARKS
FLOOR	TYPE	THICKNESS
FLOOR	TYPE	THICKNESS
WALLS	TYPE	THICKNESS corugated cem.-asbestos
ROOF MATERIAL	TYPE	THICKNESS " " "
TRUSS	TYPE	SPAN
CRANES NO.	TYPE	LOAD CAPACITY
MACHINERY REMOVED TO		REASON
REPAIRS AND CLEARANCES		
NEW CONSTRUCTION		

NAME OF PLANT

TYPE OF INDUSTRY

CITY	TARGET NO.	BLDG. NO.
	2200	67
LAT. LONG	AREA	
INTEL. SUBJECT NUMBER		DATE

PHOTOGRAPHY	ROLL - NEG NUMBER
INTERIOR EXTERIOR	
STRUCT. DETAIL NO. OF EXPOSURES	

TEAM

DAMAGE ASSESMENT

DESTROYED

STRUCTURAL DAMAGE

SUPERFICIAL DAMAGE

ROOF DISTURBANCE

MINOR DAMAGE

GENERAL NOTES - SECTIONS - PLANS - ETC -

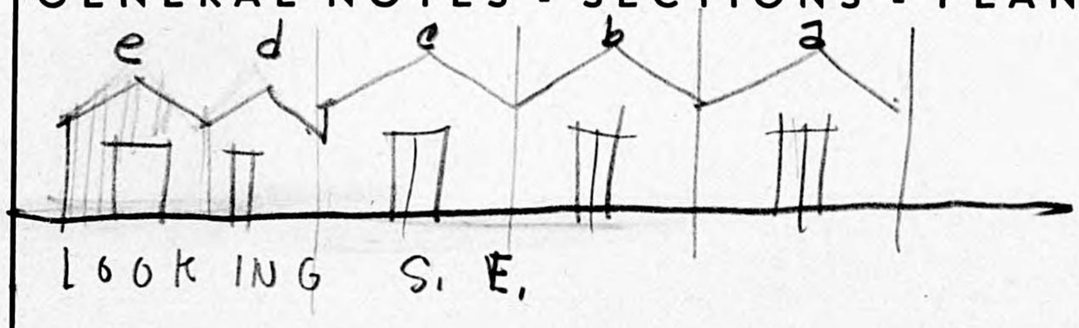

LOOKING S. E.

a- conc & wood - steel frame
b conc. " "
c " " "
d " wood frame
e " steel frame | Paint shop.

BLDG. NUMBER

67

Bldg 68- wd. constr. - conc. flr - removed.

U. S. S. B. S.
DAMAGE ASSESMENT WORK SHEET

FUNCTION
PAINT SHOP
Bicycles & Small Parts

STRUCTURAL ANALYSIS

YEAR BUILT	ORIGINAL USE	REMARKS

FLOOR	TYPE	THICKNESS
CONCRETE		
FLOOR	TYPE	THICKNESS
WALLS	TYPE	THICKNESS
ROOF MATERIAL	TYPE	THICKNESS
TRUSS	TYPE	SPAN
CRANES NO.	TYPE	LOAD CAPACITY
MACHINERY REMOVED TO		REASON
REPAIRS AND CLEARANCES		
NEW CONSTRUCTION		

NAME OF PLANT: JADAN AIRCRAFT
TYPE OF INDUSTRY: AIRCRAFT MANUFACTURE
CITY: TOMIOKA
TARGET NO.: 2200
BLDG. NO.: 67
LAT.
LONG
AREA: 90.17
INTEL. SUBJECT NUMBER: HX-J
DATE: 18 NOV '44
PHOTOGRAPHY
ROLL - NEG NUMBER
INTERIOR
EXTERIOR
STRUCT. DETAIL
NO. OF EXPOSURES

TEAM
CANFIELD, MALLON
SHEPHERD
ROBERTSON, KO

DAMAGE ASSESMENT

DESTROYED	
STRUCTURAL DAMAGE	
SUPERFICIAL DAMAGE	
ROOF DISTURBANCE	
MINOR DAMAGE	▨

GENERAL NOTES - SECTIONS - PLANS - ETC -

ROOF - ASBESTOS SHEET.

BLDG. NUMBER 67

SHEET OF

U. S. S. B. S.
DAMAGE ASSESMENT WORK SHEET

FUNCTION

Sub-Assembly

STRUCTURAL ANALYSIS

YEAR BUILT	ORIGINAL USE	REMARKS
FLOOR 1	TYPE conc.	THICKNESS
FLOOR	TYPE	THICKNESS
WALLS steel frame	TYPE	THICKNESS corug. cem.- asbestos
ROOF MATERIAL	TYPE	THICKNESS " " "
TRUSS ✓	TYPE	SPAN
CRANES NO.	TYPE	LOAD CAPACITY
MACHINERY REMOVED TO		REASON
REPAIRS AND CLEARANCES		
NEW CONSTRUCTION		

NAME OF PLANT	
TYPE OF INDUSTRY	
CITY	TARGET NO. 2200
LAT. LONG AREA	BLDG. NO. 69
INTEL. SUBJECT NUMBER	DATE 11/19
PHOTOGRAPHY	ROLL - NEG NUMBER
INTERIOR EXTERIOR	
STRUCT. DETAIL NO. OF EXPOSURES	

TEAM

DAMAGE ASSESMENT

DESTROYED

STRUCTURAL DAMAGE

SUPERFICIAL DAMAGE

ROOF DISTURBANCE

MINOR DAMAGE

GENERAL NOTES - SECTIONS - PLANS - ETC -

Temporary roof over N. half - jet propelled plane assembly in this area. (Set up 2 months before end of war

Half section LOOKING S.E.

See Blue Print & photocopy

BLDG. NUMBER 69

SHEET OF

U. S. S. B. S.
DAMAGE ASSESMENT WORK SHEET

FUNCTION
SUB-ASSEMBLY

STRUCTURAL ANALYSIS

YEAR BUILT	ORIGINAL USE	REMARKS	STEEL FRAME HANGAR TYPE
FLOOR	TYPE: CONCRETE	THICKNESS	
FLOOR	TYPE	THICKNESS	
WALLS	TYPE: SHEET METAL	THICKNESS	
ROOF MATERIAL	TYPE: SHEET METAL	THICKNESS	
TRUSS	TYPE: STEEL	SPAN	
CRANES NO.	NONE	TYPE	LOAD CAPACITY
MACHINERY REMOVED TO		REASON	
REPAIRS AND CLEARANCES			
NEW CONSTRUCTION			

NAME OF PLANT: JAPAN AIRCRAFT
TYPE OF INDUSTRY: AIRCRAFT MANUFACTURE
CITY: TOMIOKA
TARGET NO.: 2200
BLDG. NO.: 69
LAT. / LONG / AREA: 90.17
INTEL. SUBJECT NUMBER: HX-5
DATE: 18 NOV. 45
PHOTOGRAPHY
ROLL - NEG NUMBER
INTERIOR / EXTERIOR
STRUCT. DETAIL / NO. OF EXPOSURES

TEAM
CANFIELD MALLON
SHEPHEIRD
ROBERTSON, KO

DAMAGE ASSESMENT

DESTROYED	
STRUCTURAL DAMAGE	
SUPERFICIAL DAMAGE	▨
ROOF DISTURBANCE	
MINOR DAMAGE	▨ FIRE DAMAGE ▨

GENERAL NOTES - SECTIONS - PLANS - ETC -

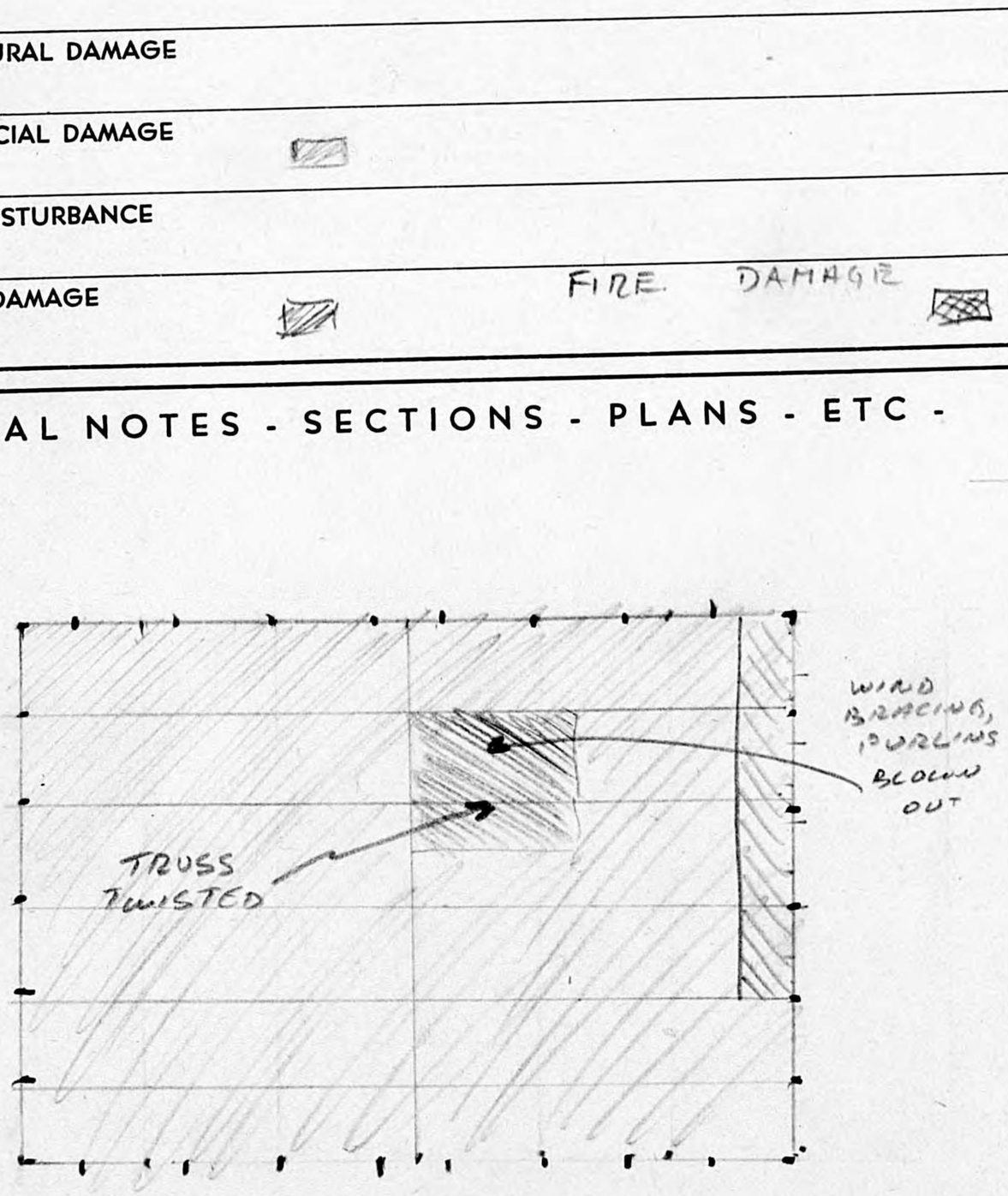

WALLS & ROOFING OFF



BLDG. NUMBER
69

U. S. S. B. S.
DAMAGE ASSESMENT WORK SHEET

FUNCTION

STRUCTURAL ANALYSIS

YEAR BUILT	ORIGINAL USE		REMARKS
FLOOR	TYPE	THICKNESS	
FLOOR	TYPE	THICKNESS	
WALLS	TYPE	THICKNESS	
ROOF MATERIAL	TYPE	THICKNESS	
TRUSS	TYPE	SPAN	
CRANES NO.	TYPE	LOAD CAPACITY	
MACHINERY REMOVED TO		REASON	
REPAIRS AND CLEARANCES			
NEW CONSTRUCTION			

NAME OF PLANT		
TYPE OF INDUSTRY		
CITY	TARGET NO. 2200	BLDG. NO. 70
LAT. LONG	AREA	
INTEL. SUBJECT NUMBER		DATE 11/19
PHOTOGRAPHY		ROLL - NEG NUMBER
INTERIOR	EXTERIOR	
STRUCT. DETAIL	NO. OF EXPOSURES	

TEAM

DAMAGE ASSESMENT

DESTROYED

STRUCTURAL DAMAGE

SUPERFICIAL DAMAGE

ROOF DISTURBANCE

MINOR DAMAGE

GENERAL NOTES - SECTIONS - PLANS - ETC -

a. Destroyed

b. Conc. Bld. - Wd. truss - 50% destroyed

c. Conc. floor - destroyed - prob wood constr.

BLDG. NUMBER 70

SHEET OF

U. S. S. B. S.
DAMAGE ASSESMENT WORK SHEET

FUNCTION

Lumber Storage

STRUCTURAL ANALYSIS

YEAR BUILT	ORIGINAL USE		REMARKS
FLOOR 1	TYPE	THICKNESS earth.	
FLOOR /	TYPE	THICKNESS	
WALLS	TYPE wood frame	THICKNESS - corvg. iron	
ROOF MATERIAL	TYPE	THICKNESS " "	
TRUSS /	TYPE wood	SPAN single	
CRANES NO. No	TYPE	LOAD CAPACITY	
MACHINERY REMOVED TO		REASON	
REPAIRS AND CLEARANCES			
NEW CONSTRUCTION			

NAME OF PLANT

TYPE OF INDUSTRY

CITY	TARGET NO. 2200	BLDG. NO. 71
LAT. LONG	AREA	
INTEL. SUBJECT NUMBER		DATE
PHOTOGRAPHY		ROLL - NEG NUMBER
INTERIOR	EXTERIOR	
STRUCT. DETAIL	NO. OF EXPOSURES	

TEAM

DAMAGE ASSESMENT

DESTROYED

STRUCTURAL DAMAGE

SUPERFICIAL DAMAGE

ROOF DISTURBANCE

MINOR DAMAGE

GENERAL NOTES - SECTIONS - PLANS - ETC -

BLDG. NUMBER 71

SHEET OF

U. S. S. B. S.
DAMAGE ASSESMENT WORK SHEET

FUNCTION
2. Woodworking Shop
b. (destroyed)

STRUCTURAL ANALYSIS

YEAR BUILT / ORIGINAL USE / REMARKS

FLOOR TYPE THICKNESS
1 (2) cone

FLOOR TYPE THICKNESS
/

WALLS TYPE THICKNESS
(2) wood frame - galv. iron

ROOF MATERIAL TYPE THICKNESS
(2) " "

TRUSS TYPE SPAN
(2) ✓ wood.

CRANES NO. TYPE LOAD CAPACITY
NO

MACHINERY REMOVED TO REASON

REPAIRS AND CLEARANCES

NEW CONSTRUCTION

NAME OF PLANT

TYPE OF INDUSTRY

CITY TARGET NO. BLDG. NO.
72 & 74

LAT. LONG AREA

INTEL. SUBJECT NUMBER DATE

PHOTOGRAPHY ROLL - NEG NUMBER

INTERIOR EXTERIOR

STRUCT. DETAIL NO. OF EXPOSURES

TEAM

DAMAGE ASSESMENT

DESTROYED (b) 100%

STRUCTURAL DAMAGE

SUPERFICIAL DAMAGE

ROOF DISTURBANCE

MINOR DAMAGE

GENERAL NOTES - SECTIONS - PLANS - ETC -

72 - Wood shop

BLDG. NUMBER
72 & 74

SHEET OF

U. S. S. B. S.
DAMAGE ASSESMENT WORK SHEET

FUNCTION

WOOD-WORKING SHOP
(WING- PARTS, ETC.)

STRUCTURAL ANALYSIS

YEAR BUILT	ORIGINAL USE		REMARKS
FLOOR	TYPE	THICKNESS	
FLOOR	TYPE	THICKNESS	
WALLS	TYPE	THICKNESS	
	SHEET METAL.		
ROOF MATERIAL	TYPE	THICKNESS	
SHEET METAL			
TRUSS	TYPE	SPAN	
WOOD			
CRANES NO.	TYPE	LOAD CAPACITY	
MACHINERY REMOVED TO		REASON	
REPAIRS AND CLEARANCES			
NEW CONSTRUCTION			

NAME OF PLANT: JADAN AIRCRAFT

TYPE OF INDUSTRY: AIRCRAFT MANUFACTURE

CITY: TOMIOKA

TARGET NO.: 2200

BLDG. NO.: 74

LAT. LONG AREA: 90.17

INTEL. SUBJECT NUMBER: 1HX-J

DATE: 18 Nov 45

PHOTOGRAPHY

ROLL - NEG NUMBER

INTERIOR EXTERIOR

STRUCT. DETAIL NO. OF EXPOSURES

TEAM

CANFIELD, MALLON

SHEPHERD

ROBERTSON, IG

DAMAGE ASSESMENT

DESTROYED	X
STRUCTURAL DAMAGE	
SUPERFICIAL DAMAGE	
ROOF DISTURBANCE	
MINOR DAMAGE	

GENERAL NOTES - SECTIONS - PLANS - ETC -

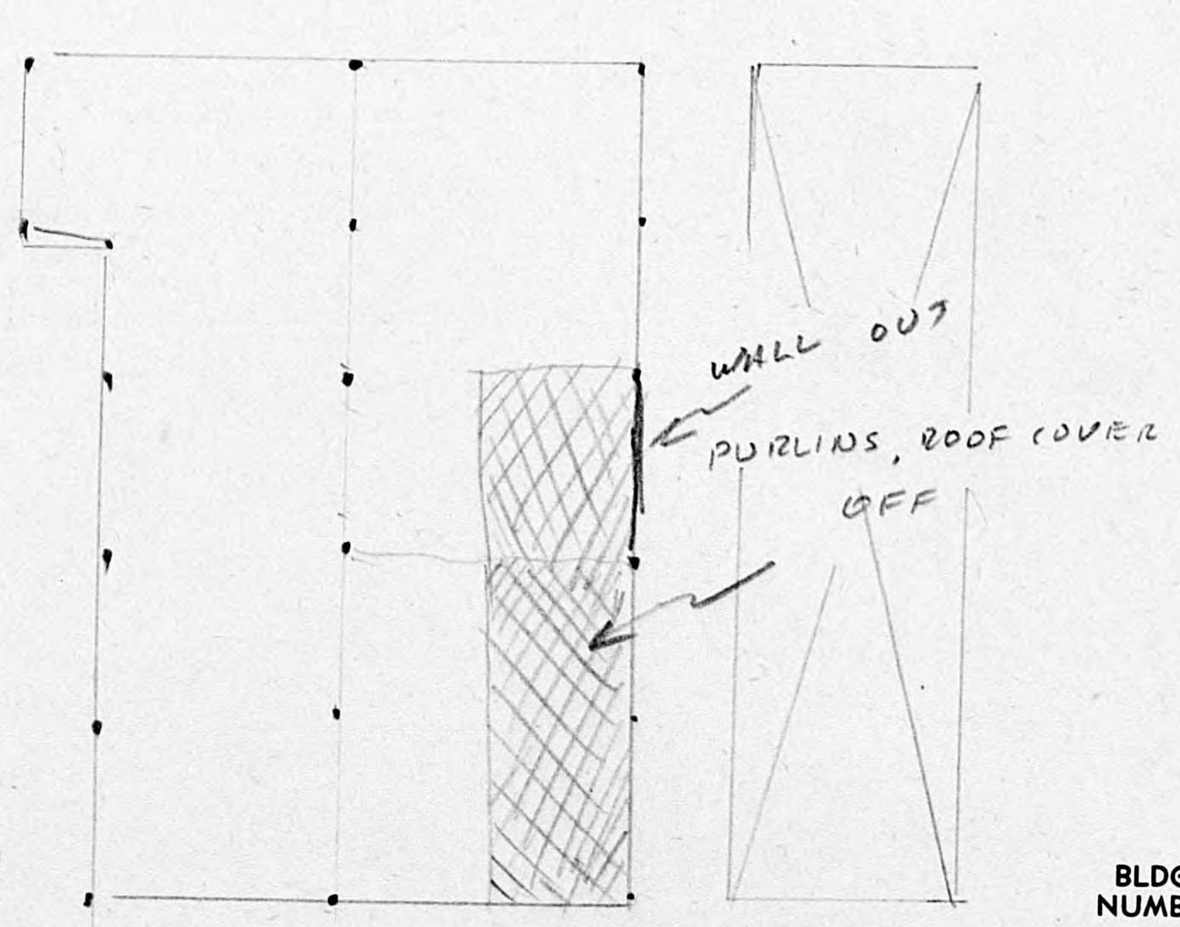

BLDG. NUMBER 74

SHEET OF

U. S. S. B. S.
DAMAGE ASSESMENT WORK SHEET

FUNCTION Woodworking shop - making laminated wings for rocket planes.

STRUCTURAL ANALYSIS

YEAR BUILT	ORIGINAL USE	REMARKS

FLOOR 1	TYPE conc. & wd. floor	THICKNESS	
FLOOR	TYPE	THICKNESS	
WALLS	TYPE wd. frame –	THICKNESS galv. iron	
ROOF MATERIAL	TYPE	THICKNESS " "	
TRUSS ✓	TYPE wood	SPAN	
CRANES NO.	TYPE NO	LOAD CAPACITY	

MACHINERY REMOVED TO — REASON

REPAIRS AND CLEARANCES

NEW CONSTRUCTION

NAME OF PLANT	
TYPE OF INDUSTRY	
CITY	TARGET NO. 2200 / BLDG. NO. 75
LAT. LONG AREA	
INTEL. SUBJECT NUMBER	DATE 11/19
PHOTOGRAPHY	ROLL - NEG NUMBER
INTERIOR EXTERIOR	
STRUCT. DETAIL NO. OF EXPOSURES	

TEAM

DAMAGE ASSESMENT

- DESTROYED
- STRUCTURAL DAMAGE
- SUPERFICIAL DAMAGE
- ROOF DISTURBANCE
- MINOR DAMAGE

GENERAL NOTES - SECTIONS - PLANS - ETC -

BLDG. NUMBER 75

SHEET OF

U. S. S. B. S.
DAMAGE ASSESMENT WORK SHEET

FUNCTION

STRUCTURAL ANALYSIS

YEAR BUILT	ORIGINAL USE		REMARKS
FLOOR 1	TYPE Conc.	THICKNESS	
FLOOR /	TYPE	THICKNESS	
WALLS	TYPE Prob. wood	THICKNESS	
ROOF MATERIAL	TYPE	THICKNESS	
TRUSS	TYPE	SPAN	
CRANES NO.	TYPE	LOAD CAPACITY	
MACHINERY REMOVED TO		REASON	
REPAIRS AND CLEARANCES			
NEW CONSTRUCTION			

NAME OF PLANT		
TYPE OF INDUSTRY		
CITY	TARGET NO. 2200	BLDG. NO. 76
LAT. LONG	AREA	
INTEL. SUBJECT NUMBER		DATE 11/19
PHOTOGRAPHY		ROLL - NEG NUMBER
INTERIOR	EXTERIOR	
STRUCT. DETAIL	NO. OF EXPOSURES	

TEAM

DAMAGE ASSESMENT

DESTROYED 100% - Site cleared

STRUCTURAL DAMAGE

SUPERFICIAL DAMAGE

ROOF DISTURBANCE

MINOR DAMAGE

GENERAL NOTES - SECTIONS - PLANS - ETC -

BLDG. NUMBER 76

SHEET OF

U. S. S. B. S.
DAMAGE ASSESMENT WORK SHEET

FUNCTION
SEE SKETCHES

STRUCTURAL ANALYSIS

YEAR BUILT	ORIGINAL USE	REMARKS
FLOOR	TYPE	THICKNESS
FLOOR	TYPE	THICKNESS
WALLS	TYPE	THICKNESS
ROOF MATERIAL	TYPE	THICKNESS
TRUSS	TYPE	SPAN
CRANES NO.	TYPE	LOAD CAPACITY
MACHINERY REMOVED TO		REASON
REPAIRS AND CLEARANCES		
NEW CONSTRUCTION		

NAME OF PLANT: JAPAN AIRCRAFT

TYPE OF INDUSTRY: AIRCRAFT MANUFACTURE

CITY	TARGET NO.	BLDG. NO.
TOMIOKA	2200	70, 76
LAT. LONG	AREA: 90.17	
INTEL. SUBJECT NUMBER: HX-5		DATE

PHOTOGRAPHY — ROLL - NEG NUMBER

INTERIOR EXTERIOR

STRUCT. DETAIL NO. OF EXPOSURES

TEAM: CANFIELD, MALLON, SHEPHERD.

DAMAGE ASSESMENT

DESTROYED ☒

STRUCTURAL DAMAGE

SUPERFICIAL DAMAGE

ROOF DISTURBANCE

MINOR DAMAGE

GENERAL NOTES - SECTIONS - PLANS - ETC -

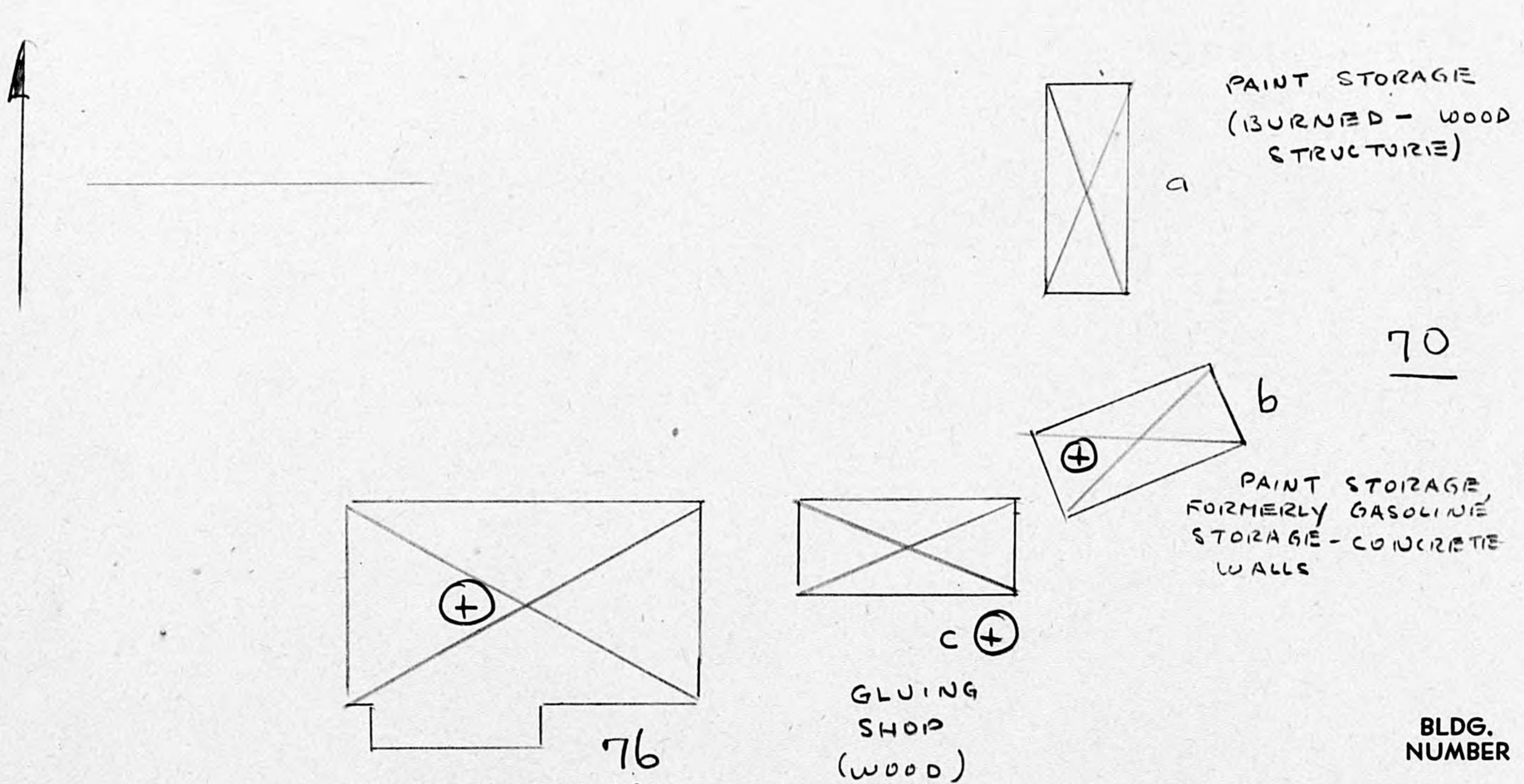

BLDG. NUMBER

70, 76

SHEET OF