

# Wikimedia Movement Strategy

## Global Conversations

(focusing on Movement Charter)

June 12/13

Feedback evaluation



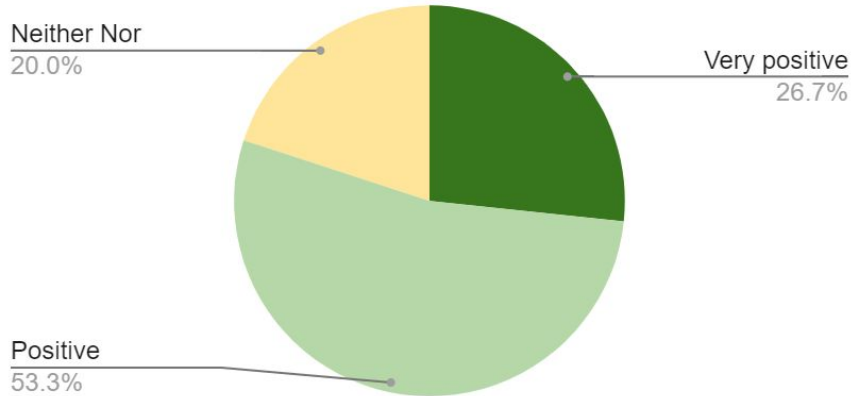
# Data collection & method

- Method
  - Online feedback survey via Google Forms
- Data collection
  - June 12th to June 17, 2021
  - Event participants (without staff): 53
  - People invited to the survey: 53
  - Invitation via email
  - Participation  $n = 39$  (~74%)
    - (Saturday  $n = 15$  | Sunday  $n = 24$ )

# Overall experience (Q2)

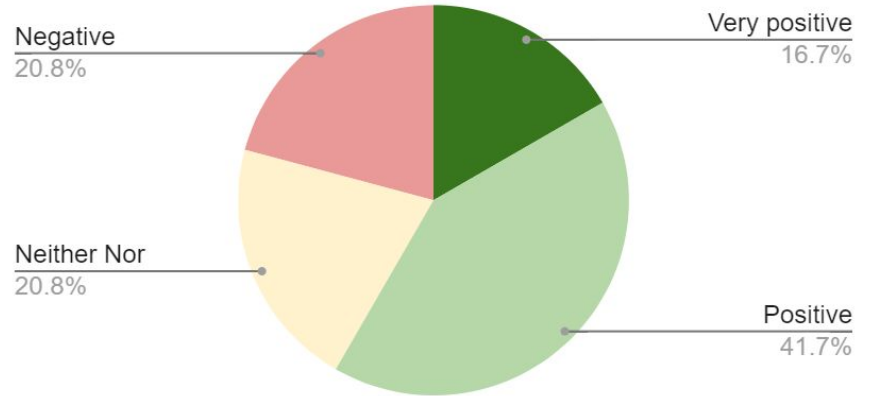
## Overall experience (Saturday)

n = 15



## Overall experience (Sunday)

n = 24



Overall, a huge majority of participants experienced the atmosphere of online events as “very positive” and “positive”. Sunday participants were more critical, around 21 percent experience the events as “negative”. This is pattern that have also seen at previous events.

# Worth of time & Value meeting Wikimedians (Q3/Q4)

## Worth the time

n = 39

Disagree

7.7%

Neither agree or...

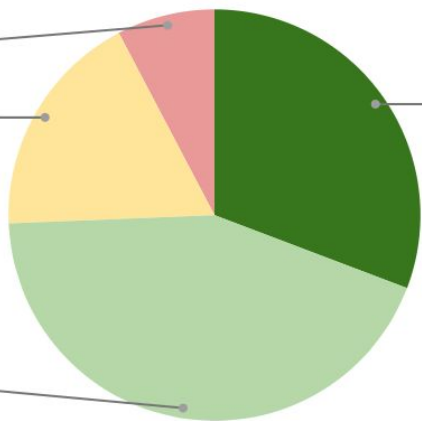
17.9%

Agree

43.6%

Strongly agree

30.8%



## Value meeting other Wikimedians

n = 39

Disagree

5.1%

Neither agree or...

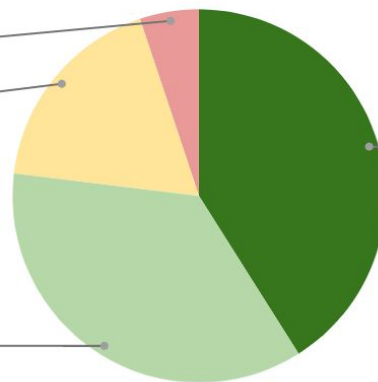
17.9%

Agree

35.9%

Strongly agree

41.0%

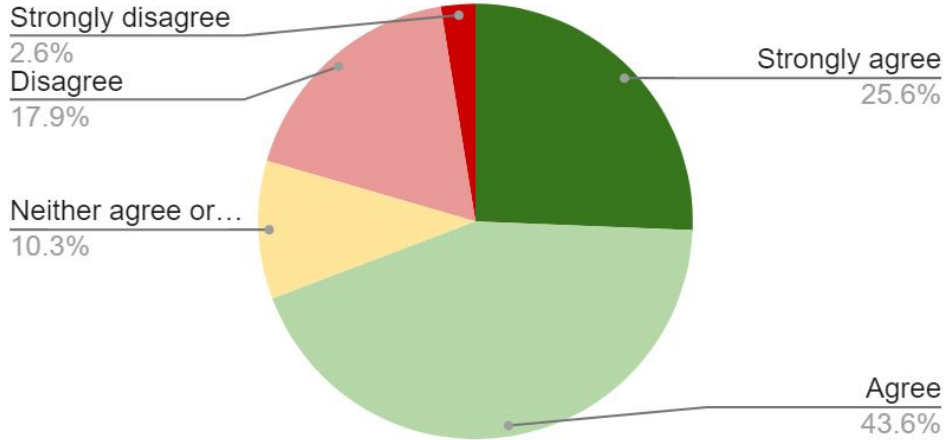


Most participants (75%) agreed that the events were worth the time. About the same number of people (77%) agreed that it was valuable to meet fellow Wikimedians at these events.

# Usefulness of breakout sessions (Q5)

## Usefulness of breakout sessions

n = 39

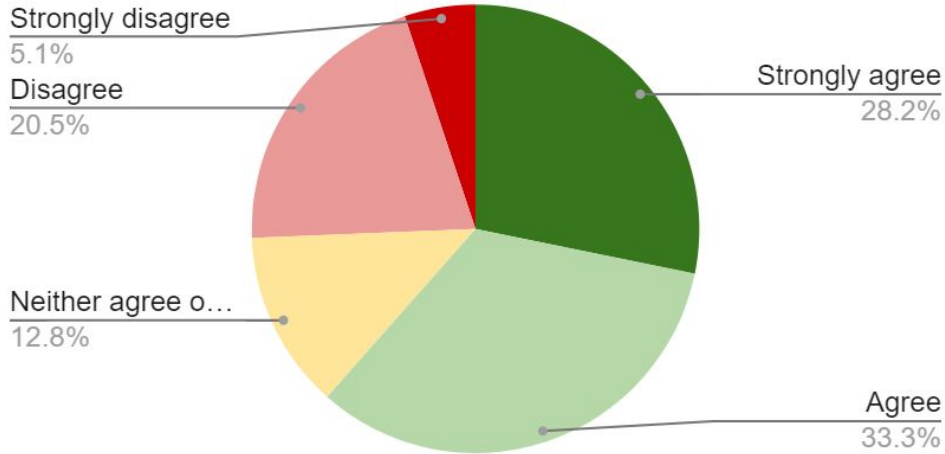


While most participants agreed that the breakout rooms were useful (26 % strongly agree, 43 % agree), a considerable amount of participants were critical of that feature: Around 10 % were unsure (neither nor), while a considerable number of people (20 %) disagreed / disagreed strongly on the usefulness of the breakout session at this round of virtual events.

# Understanding next steps (Q6)

Understanding next steps of the MC process

n = 39

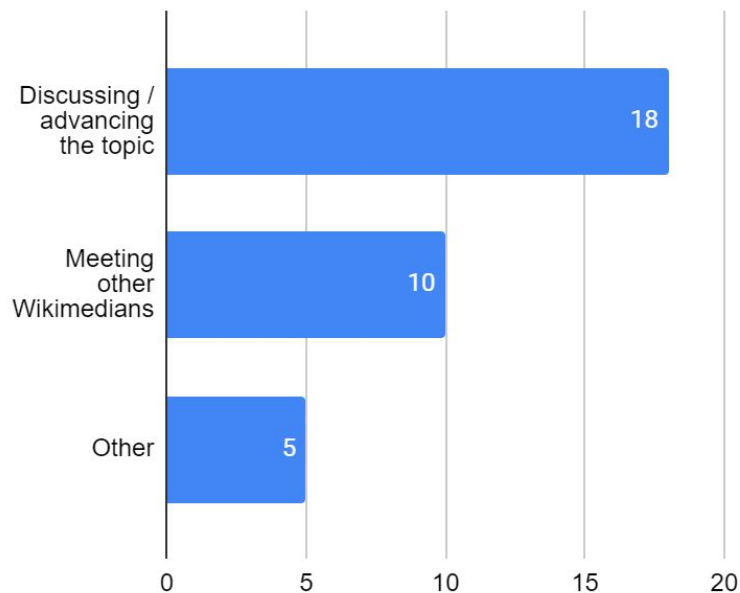


Most participants (61 %) said they had understood the next steps of the Movement Charter process, while, however, more than 37 % disagreed or weren't unsure.

# What did you like most about the Global Conversations event? (Q8)

## Positive remarks

n = 33



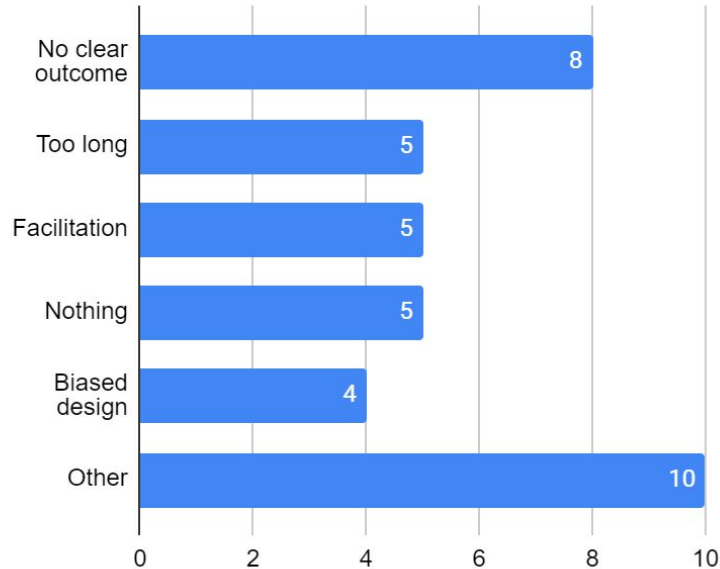
When asked what participants liked most about the virtual events, most people say they liked that people came together and discussed the topic of Movement Charter in general (18 people). 10 participants said it was just great to see other Wikimedians virtually and discuss with them.

Five participants mentioned other aspects they liked, among them the poll and its analysis.

# What did you like least about the Global Conversations event? (Q9)

## Negative remarks

n = 37



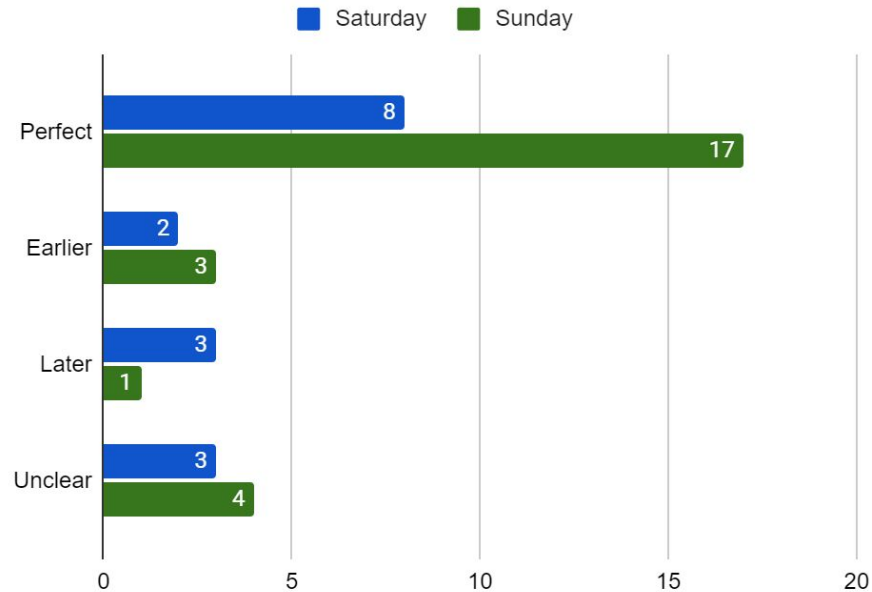
The negative remarks about the event were quite diverse. Most participants (8) mentioned that the events did not have a clear outcome or achievement, 5 participants were critical about the length of the events.

Five participants mentioned that they were unhappy with the facilitator or the facilitation style. 4 participants criticized the 'biased' session design by proposing one specific committee composition proposal. 10 participants mentioned diverse reasons, among them unclear task in the breakout session (2x) or the interpretation (2x).



# What is your opinion on the timing (day, time) of the event? (Q10)

n = 39



With the aim to check on the times and dates of our events, we asked participants what they thought about the timings of the events. Overall, it is to say, most participants were happy with the time slots chosen for them, both Saturday and Sunday participants.

Only a small number of participants asked to adapt times for future events: 2 asked the Saturday session to be earlier, 3 to be later. 3 participants asked the Sunday session to be earlier, while only one to be later.

7 comments were unclear or did not specify their satisfaction with the times.

# Thank you

Contact: Cornelius Kibelka  
[ckibelka-ctr@wikimedia.org](mailto:ckibelka-ctr@wikimedia.org)

