

Historic, archived document

Do not assume content reflects current scientific knowledge, policies, or practices.


Ag in the Classroom

United States
Department of
Agriculture

ASS33

A35

Notes



A bi-monthly newsletter for the Agriculture in the Classroom Program. Sponsored by the U.S. Dept. of Agriculture to help students understand the important role of agriculture in the United States economy. For information, contact the AITC Director, Room 4307, South Bldg., USDA, Washington, D.C. 20250-0991. 202/720-7925.

MAY/JUNE 97
Vol. 12, No. 3



Focus on New England

This year's National Ag in the Classroom conference will be held in New England. The region has a rich agricultural heritage. This issue of *Notes* focuses on the people, programs, and materials that characterize Ag in the Classroom in this region.

Vermont: Master Gardening for Teachers

Vermont

Fourteen Vermont teachers are completing a unique graduate course that links basic horticulture skills to the new Vermont framework for standards and learning opportunities.


Facilitated by Food Works, a Montpelier-based organization that helps schools create a pedagogy based on the unique natural and cultural heritage of each community, the 45-hour graduate course takes place at the Waits River School in Waits River, Vermont.

"From learning the basics of soil science and plant propagation to creating standards-based integrated science units, teachers gain hands-on experience for year-round growing, across-the-curriculum teaching, and lifelong learning," said Joseph Kiefer, education director and co-founder of Food Works.

During each of 15 classes, teachers are broken into developmental teams to design garden experiments that are linked to the state's new standards of learning for their own students. Teachers present their experiment findings to the group, explaining to their peers the objectives, how students will test the hypothesis, and assess and record data.

Continued on page 7

Vermont teachers are learning to teach agriculture in their classrooms through a unique partnership with Food Works and Vermont Ag in the Classroom



From the Director:

With the national conference on the New England horizon in July, we are taking advantage of the opportunity to focus this issue of the newsletter on the programs in the New England area. This issue of *Notes* is somewhat unusual because we are spotlighting four teachers from the K-12 spectrum. These four delightful teachers are very effective in creating hands-on activities that appeal to students of all ages.

In order to bring you a program, teacher, or educational resource from each of the six New England states, we will be including neither

"Ag on the Internet" nor "Book Corner" in this issue due to space constraints.

If you have not yet pre-registered for the conference, let me remind you that the early deadline is June 6, 1997. I encourage you to reserve your room and send us your pre-registration to facilitate conference planning as soon as possible. We are all very excited to be offering another excellent program.

Elizabeth A. Wolanyk

Elizabeth A. Wolanyk

Connecticut

Food For Thought

Although Connecticut was once known as the "Provision State," today few of the state's residents recognize the important role that agriculture plays in their daily lives. Bernie Kayan, state contact for Connecticut's Ag in the Classroom Program, says that agricultural literacy is especially important in an urbanizing state. "Life was once simpler, choices were fewer, and people were closer to the source of their food supply," she points out. "Today, too many people don't have the knowledge to make wise and thoughtful choices about nutrition, agriculture, and environmental questions."

Food for Thought, an activity guide for teachers and students, has been newly revised to help teachers and students understand more about agriculture in the state – a \$731 million industry. Activities are divided into four major categories – People and the Environment, Change and Continuity, Making a Living, and Agriculture and Technology.

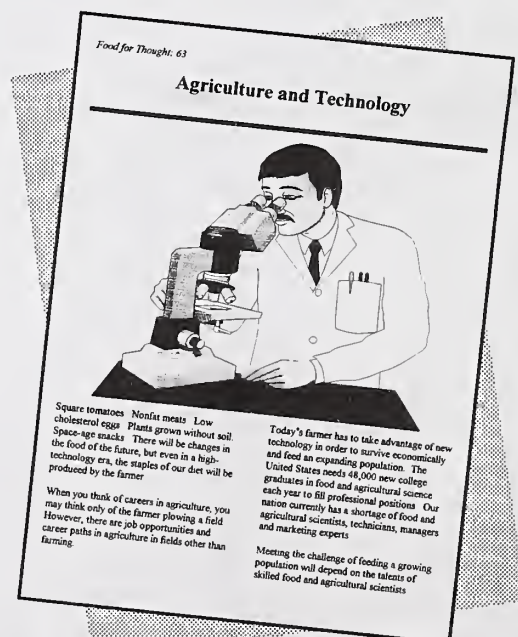
Because environmental stewardship is such an important part of modern agriculture, the first set of lessons, People and the Environment, highlights environmental science. Students create their own rain gauge and graph the rainfall in their area. They investigate the effects of erosion on the land and learn how farming methods can reduce

erosion. They also learn about new low-input techniques – for example, monitoring insect populations and new technology cultivators – that will make farming even more productive and with less environmental impact.

Other sections focus on agriculture's history and help students understand the link between agriculture and technology. Students learn about nutrition as they study Connecticut's most important crops. They also have the opportunity to try their hand at several different types of agricultural production, from aquaculture to hydroponics.

Continued on page 5

Lessons on technology, the environment, agricultural history, and nutrition are part of Connecticut's Food for Thought.



Spotlight

Connecticut

For Connecticut Teacher, Winning a Bulb Contest Makes Teaching Science a Dutch Treat

A gift of some Dutch bulbs had students at Immanuel Lutheran School in Bristol, Connecticut, literally digging into their classwork. First grade teacher Rozanna Stockman entered the school in the contest and then helped create activities that involved every child in the school in planning and planting the new school garden.

"I find it exciting and challenging to integrate agriculture into a mostly urban school setting," Stockman says. From singing growing songs to counting seeds to measuring the growth of a sunflower plant, students are actively involved in learning about agriculture as they learn other subjects. Agriculture is even a part of spelling lessons, as students eagerly learn to spell words like *observation* and *germination*.

"In my classroom you will find bags of dirt, flower pots, and lots of seeds," Stockman says. "I use all of these to inspire the children and teachers in our school to get their hands dirty."

When the school won the 200 Dutch bulbs in a contest sponsored by the Mail-order Gardening Association, the International Flower Bulb Center and the Dutch Bulb Exporters association, everyone in the school had to dig in. Every child helped dig flower beds, sift sand, remove rocks, and bury the bulbs outside. Older students used their math skills to design how the bulbs could be arranged in the 4-foot by 12-foot garden plot. "We had to figure out how many would fit in the ground and do all the

calculations," said seventh grader Sarah Mocker, "like how high and deep and how far apart."

A former "Minnesota farm kid," Stockman she has seen the benefits of agriculture first-hand – and wants to share those lessons with her



students. As a result, she plans lessons on agriculture throughout the year. In September, she took all the school's first graders to her own vegetable garden. "This led to many tasting, cooking, and nutrition lessons in our classrooms." Later, the class encouraged the school to set up a compost bin on the school playground.

Several years ago, Stockman asked her principal if he could get her a Grow Lab for her classroom. He ended up building a lab for each

From recording plant growth to planning a bulb garden, children experience hands-on science in Rozanna Stockman's classroom.

Continued on page 5

Spotlight

New Hampshire

New Hampshire Teacher Brings the Farm to the Classroom


How can young children learn about agriculture? In Marion MacNeill's readiness classroom at Hampstead Central School, (a class for children who have attended kindergarten but are not developmentally ready for first grade), children use all their senses to learn about farm life.

MacNeill devotes much of her class time to storytelling, basing many of the stories on her own experiences. She grew up on a farm and often recounts her memories of "the work and fun of raising animals; of lying on the cow's back in the sun; of watching the garden crops grown and the pleasure of seeing a newly weeded row of beans or corn; of the knowledge that the animals depended on us and we could not shirk our responsibilities."

Arousing student interest through story telling opens the lines of communication and the door to learning. Although MacNeill's descriptions may romanticize farm life, they do get children excited about agriculture. "The children listen to my every word, trying to understand my enthusiasm for a life very different from most of theirs. At the same time, they are gaining more of an understanding of the agricultural life."

Once the stories have piqued the children's interest, MacNeill gives her students the opportunity to learn more about the realities of farm life. In the past, she used field trips to help her students experience agriculture. Over the past three years, bus costs have prevented her from taking students to the farm, so the farm, in whatever form, has to come to them.

She has brought many animals into her classroom. One parent brought a pair of lambs. She borrowed a pair of six-week-old pigs for a morning. (One was so noisy he was "suspended," she says,



adding, "but all the children in the school knew just how loud a piglet could squeal.") A pair of mice borrowed from the pet shop quickly became ten mice when the mother had babies. All ten were eventually adopted by families of the children in her class.


The class sprouted sunflowers on a paper towel so children could see the process of germination. They planted the seeds, which blossomed in the class's Grow Lab. They soaked peas to soften them for a craft project, but when the peas germinated the children decided to plant them instead. "We all enjoyed eating our home-grown peas," MacNeill reports.

Now MacNeill is planning an activity she learned from the Maine AITC program. This spring, she'll plant potatoes in big pots. When the children return to school in the fall, they'll be able to dig them up and eat them.

Because of her enthusiasm and commitment, MacNeill has been named New Hampshire AITC's Teacher of the Year. As part of her award, she will attend both the Regional AITC Conference held in Ithaca, NY, and the National AITC Conference held in Nashua, NH.

Contact Marion MacNeill at Hampstead Central School, 13 Emerson Ave., Hampstead, NH 03841.

Spotlight



New Hampshire

New Hampshire: Learning More About Sheep and Wool

Visitors to this summer's national Ag in the Classroom conference are sure to enjoy the state's scenic vistas, mountains, and valleys. But look a little closer and you'll see another feature of the New Hampshire countryside: "Covering the landscape," says Lynne Blye, state contact for Ag in the Classroom in New Hampshire, "you'll notice miles and miles of stone walls."

Those walls were built by previous generations of farmers who combined ingenuity and environmentalism. In the fields farmers wanted to clear, the rocks were an impediment to plowing. But by gathering the stones up and moving them to the edges of the fields, farmers could use these natural resources to build fences for sheep that have traditionally been a major source of meat in the state.

Dutch Treat from page 3

teacher in the school. That in turn led to a year-long effort to upgrade the school's science curriculum, emphasizing hands-on experiences.

"The more I see kids and fellow teachers, parents and grandparents getting excited and involved in our agricultural programs, the more dreams I have," Stockman says. In the near future,

Food for Thought from page 2

In an urbanizing state, many land use decisions have a dramatic impact on agriculture. *Food for Thought* presents a number of case studies that ask students to think through the consequences of making various land use decisions. As students play the role of citizens, land owners, and zoning board members, they gain a new appreciation for the complex issues that affect how land is used.

Many of New Hampshire's early farms raised sheep until the Civil War. Then consumer tastes and lifestyles began to change. Mutton became less popular. The demand for wool dropped off as imports increased and the demand for wool clothing decreased as industry brought people inside to work.

Today's sheep and wool industry is smaller than in the past. However, the industry is still an integral part of New Hampshire agriculture. That is why New Hampshire Ag in the Classroom developed a Sheep and Wool Packet.

This resource package includes background information and student activities that focus on the history and characteristics of sheep and wool. Included are instructions for simple spinning, dyeing, and weaving of wool. Samples of wool and a small poster showing different sheep breeds are also included.

A 10-minute video, *Wool: From Farm to Fabric Naturally* is included with the kit. To order, contact Lynne Blye at (603) 271-3696. The charge for the kit is \$10 plus postage.

that will include using computers to contact other schools, inviting people in agriculture-related occupations to visit the school, and creating a friendship quilt with another class.

Contact Rozanna Stockman at Immanuel Lutheran School, 36 South St. Extension, Bristol, CT 06010; 860-583-5631.

Sherrie Mantione, a teacher at a suburban elementary school in the northeastern part of the state, has used the materials in her classroom. She calls *Food for Thought* "a great resource. I'm able to bring agricultural concepts to math, science, reading, social studies – every teachable moment that presents itself throughout each day."

Food for Thought is available for \$5.50, which includes shipping, from Connecticut Ag in the Classroom, 510 Pigeon Hill Road, Windsor, CT 06095.

Spotlight

Maine Teachers of the Year Preserve History While Preserving Seeds



Maine

From a single seed, science teachers Neil Lash and Jon Thurston have grown a remarkable heirloom seed project that is helping students learn about botany, agriculture, and history. The Medomac Valley High School Seed Savers program is the only such high school program in the country.

"We inherited a 3,000-square-foot greenhouse from a teacher who was retiring and a Waldoboro greenneck rutabaga seed that had been preserved from the 1886 shipwreck of *The Cambridge*," Lash explains. From those small beginnings, the two teachers have created a hands-on biodiversity project that involves upper-level botany students in both scientific and historical research.

The teachers say there are two primary reasons why they launched the seed project. First, they wanted to preserve as many locally grown, open pollinated seeds as possible. "Many of these seeds have been passed down from generation to generation, and provide a wealth of information, memories, and history," notes the catalog produced by the school's seed program.

Biodiversity provides a second important reason to save seeds. "The unique genetic makeup of these seeds is the result of forces and situations that will

never again be naturally duplicated," the catalog says. "Whatever the interesting qualities in the plant – taste, aesthetics, disease resistance, or ability to grow in mid-coast Maine – they are lost if the seeds are not passed on."

Through the Seed Savers Exchange in Decorah, Iowa, students have access to thousands of heirloom seeds from across the world. As they grow the seeds, they also learn about the history and culture that produced them. For example, while growing Anasazi beans, students research the Anasazi culture. They finish their study by cooking and eating a big pot of the beans. "We're preserving history and culture as well as genes," Lash says.


Students are also encouraged to bring in their own seeds. While they preserve the seeds, they also preserve their own family history through oral history projects and other research into their own family background. "They realize that great-grandma's seeds are something of great value," Lash notes. "In a time when we are losing our farm heritage and our family history, this is one way to reconnect students with their past."

One of the lessons students learn is the importance of proper isolation distances so the plants don't hybridize and contaminate the genetic pool. For example, students were interested in growing a particular squash plant – until they learned it needed a half-mile isolation distance. "Obviously, that was out of the question," Lash says.

The students have made their own heritage seeds available to others through their web site (<http://169.244.147.29/ss> or Neil_W._Lash@msad40.avcnet.org). They have sent seed packets to 34 different states and four countries.

The heritage seed project offers students a real opportunity to do something about protecting the environment, Lash points out. "When students send a dollar to save the rain forest, someone else is doing all the work," he says. "When they send in a dollar for heritage seeds, they take part in a project where they can make a real difference."

Because of their efforts, the two science teachers at Medomak Valley High School in Waldoboro have been named Teachers of the Year by the Maine Ag in the Classroom program. Contact Lash and Thurston at Medomak Valley High School, 309 Marktown Road, Waldoboro, ME 04572; 207-832-6321.



An interdisciplinary high school horticulture project is preserving heritage seeds in Maine.

Focus on New England from page 1

Fifth grade teacher Michaela O'Brien said she took the class because it focuses on integrating science into a standards-based unit. That makes it easier to fit into her curriculum. "I like the practicality, the hands-on experience, and the opportunity to work with my colleagues," said O'Brien. "The program emphasizes a teacher-directed structure from which students can gain a lot of knowledge."

Sue Martin, who teaches third and fourth grade, said she took the class because she had always wanted a curriculum that linked the grades throughout the school and built on what teachers had done in previous years. "This course has helped me focus on how to meet the Vermont framework of standards through hands-on experiences, which is the type of activity my students and I enjoy the most," she said.

Martin said she plans to design a project in her classroom focusing on the history of the Waits River watershed, crafts, and traditions still carried on in

the area. She will bring craftspeople from the area into the classroom and link this information to gardens so students can grow their own materials for craftwork. With colleague Cheryl Ollmann, Martin is also planning a garden that will offer both inside and outside hands-on activity, using local community gardeners who will relate the students' experience to the historical role of gardening.

"We show teachers how to use the garden as a vehicle for agriculture research that benefits the community while meeting the state standards and making the information practical and meaningful to students' lives," Kiefer said. "It is so rewarding to see teachers excited about teaching food and agriculture, asking questions, and developing their own learning in preparation for gardening with children."

For more information, contact Food Works at (802) 223-1515.

This article was written by Gus Howe Johnson, coordinator for Vermont Ag in the Classroom Partners.

Massachusetts

Farm Aid Video Solves the Mystery of Growing Fruits and Vegetables

Set to the toe-tapping music of John McCutcheon, *Fresh From the Family Farm* is a 30-minute video that shows young viewers where their food comes from. In the opening scene, seven-year-old Nick and his mother are visiting an open air farmer's market. The piles of red tomatoes and great bunches of carrots should make everyone want to grab a market basket and head to the nearest farmer's market.

Nick and his mother meet Steve, a family farmer who invites them to visit his farm. There, Steven challenges Nick to play "Detective Farmer." The detective work involves finding one thing in each field that helps things grow.

By the end of the video, Nick has found the following solutions to his mystery: water, seeds, sun, air, food, time, and soil all help food grow. In each field, Nick is invited to pick a few vegetables. Young viewers who see the scenes of Nick crawling among the leafy squash and tomato plants are likely to want to grow and pick vegetables themselves.


The live action sequences are occasionally interrupted by animated asides that illustrate or

expand on key points. Viewers also learn interesting facts – for example, the longest carrot on record was 6' 10". The video also emphasizes all the people needed to run a farm, from the farmer's family (shown here at the roadside stand) to the hired helpers who plant and pick the crops.

A montage of farm scenes, set to John McCutcheon's "Down at the Barnyard Dance," concludes the video. *Fresh From the Family Farm* is an excellent way to introduce younger audiences to how food moves from farm to table.

A majority of the proceeds from the sale of this video will go to Farm Aid, a nonprofit agency organized in 1985 by Willie Nelson, Neil Young, and John Mellencamp to support America's family farmers. Farm Aid raises public awareness and provides assistance to those families whose livelihood is dependent on agriculture. In the past 11 years, Farm Aid has granted over \$13 million to 100 farm organizations, churches, and service agencies in 44 states.

The video is available for \$12 by contacting Farm Aid, 334 Broadway, Suite 5, Cambridge, MA 02139 or calling 1-800-FARM-AID.



*A young boy learns more about where food comes from in *Fresh From the Family Farm*, a video produced by Farm Aid.*

Ag in the Classroom---State Contacts

The individuals listed here are key reference persons in each state. If you have any questions, want to make reports, or need more information about your state's Ag in the Classroom program, contact the following:

Alabama

Ms. Janie Alice Lee
2101 Bell Road
Montgomery, AL 36117
334-240-7124
334-272-2611 (h)

Ms. Brenda Summerlin
Dept of Ag & Industries
PO Box 3336
Montgomery, AL 36193
334-240-7124

Alaska

Mr. Ted Berry
Alaska AITC
P.O. Box 62
Willow, AK 99688-0062
907-495-1018

Mike Carlson
Box 953
Delta Junction, AK 99737
907-895-4819 (H)

Arizona

Arizona Farm Bureau
3401 East Elwood Street
Phoenix, AZ 85040-1625
602-470-0088

Monica Pastor
Chair, Arizona AITC Task Force
4001 E. Broadway #B-9
Phoenix, AZ 85040
602-437-1330

Arkansas

Dr. Larry R. Dale
ASU Center for Economic
Education
P.O. Box 2890
State Univ., AR 72467-2890
501-972-3810

California

Mr. Mark Linder
CA Foundation for AITC
1601 E. Exposition Blvd FB 16
Sacramento, CA 95815
916-924-4380

Colorado

Ms. Helen Davis
Colorado Dept of Agriculture
700 Kipping St. #4000
Lakewood, CO 80215-5894
303-239-4114

Ms. Bette Blinde
Colorado Foundation for Agriculture
6004 West County Rd. 68C
Red Feather Lake, CO 80545
970-881-2902

Connecticut

Bernadet Kayan
510 Pidgeon Hill Rd
Windsor, CT 06095
860-683-1922

Dr. Alfred Mannebach
University of Connecticut
249 Glenbrook Rd
Storrs, CT 06269-2093
203-486-0246

Delaware

Ms. Anne T. Fitzgerald
Delaware AITC
Delaware Dept. of Ag.
2320 S. DuPont Highway
Dover, DE 19901
302-739-4811 Ext. 273

District of Columbia

Ms. Barbara Evans
UDC/CES (Room 309)
901 Newton St., N.E.
Washington, D.C. 20017
(202) 274-6936
(202) 274-6903

Florida

Ms. Doty Wenzel
545 E. Tennessee
Room 206 Black Building
Tallahassee, FL 32308
904-487-4973

Georgia

Ms. Donna Reynolds
Georgia Farm Bureau
PO Box 7068
Macon, GA 31298
912-474-8411

Hawaii

Mr. Michael Barros
2530 10th Avenue
Bldg. A, Room 23
Honolulu, HI 96816
808-733-9125

Idaho

Mr. Rick Waitley, Director
Waitley Associates
1741 Gibson Way
Meridian, ID 83642
208-889-0988

Illinois

Illinois Farm Bureau
Field Services Division
1701 Towanda Ave
Bloomington, IL 61702-2901
309-557-3334

Indiana

Ms. Pam Bright
Office of Commission
150 West Market, Suite 414
Indianapolis, IN 46024
317-232-8769

Mr. Harry L. Pearson
Indiana Farm Bureau
P.O. Box 1290
Indianapolis, IN 46206
317-692-7851

Iowa

Ms. Barbara Lykins
Iowa Farm Bureau Federation
5400 University Avenue
West Des Moines, IA 50266-
5997
515-225-5425

Kansas

Ms. Sandra Kramer
124 Blumont Hall
Kansas State University
Manhattan, KS 66506
913-532-7946

Kentucky

Ms. Faye Lowe
Kentucky Farm Bureau
9201 Bursen Pkwy
Louisville, KY 40250-0700
502-495-5000

Ms. Rayetta Boone
Department of Agriculture
500 Mero St., 7th Floor
Frankfort, KY 40602
502-564-4696

Louisiana

Ms. Barbara Langley
LA Farm Bureau Federation
PO Box 95004
Baton Rouge, LA 70895-9004
504-922-6200

Mrs. Lynda Danos
2144 Highway 1
Raceland, LA 70394
504-448-2395

Maine

Neil Piper
Maine Ag in the Classroom
26 Rice Street
Presque Isle, ME 04769
504-784-0193

Maryland

Steven A. Connelly
Maryland Agricultural Education
Foundation, Inc.
2101 East Fort Avenue - Suite 124
Baltimore, MD 21230
410-752-0671
410-783-0857 FAX

Massachusetts

Deborah C. Hogan
c/o P.O. Box 1171
Lakeville, MA 02347
508-336-4426

Michigan

Dr. Eddie Moore
410 Agriculture Hall
Michigan State University
East Lansing, MI 48824
517-355-6580

Ms. Julie Chamberlain
Michigan Farm Bureau
7373 W Saginaw Hwy
Lansing, MI 48909
517-323-7000

Minnesota

Mr. Alan Withers
MN Department of Agriculture
90 W Plato Blvd
St Paul, MN 55107
612-296-6688

Mississippi

Mississippi Ag in the Classroom
MS Farm Bureau
P.O. Box 1972
Jackson, MS 39215-1972
601-977-4824

Missouri

Ms. Diane Olson
Missouri Farm Bureau
PO Box 658
Jefferson City, MO 65102
573-893-1400

Montana

Margie Thompson
Agriculture in Montana Schools
Rural Route
Wolf Creek, MT 59648
406-562-3562

Nebraska

Ms. Ellen Hellerich
NE Farm Bureau Federation
PO Box 80299
Lincoln, NE 68501
402-421-4400 ext 2002

Nevada

Ben Damonle
1300 Marietta Way
Sparks, NV 89431
702-853-6464

Dorothy Hammond

Hot Springs Ranch
Star Rt.
Golconda, NV 89414
702-529-0440
Ben Damonle Co-contact

New Hampshire

Ms. Lynne Blye
Dept. of Agriculture
Caller Box 2042
Concord, NH 03302
603-271-3696

New Jersey

Ms. Joni Elliot
NJ Dept. of Agriculture
CN330
Trenton, NJ 08625
609-292-8897 or 633-7463

New Mexico

Ms. Jennifer Hopper
NM Farm & Livestock Bureau
421 N. Water
Las Cruces, NM 88001
505-526-5521

New York

Andrew Fagan
New York AITC
408 Kennedy Hall
Cornell University
Ithaca, NY 14853-5901
607-255-8122

North Carolina

Ms. Louise Lamm
NC Farm Bureau
PO Box 27766
Raleigh, NC 27611
919-783-4319

North Dakota

Ms. Sarah Nordby
ND Dept. of Agriculture
HC 1, Box 9
Amidon, ND 58620
614-879-6376

Ohio

Ms. Judy Roush
Ohio Ag Awareness Council
PO Box 479
Columbus, OH 43216-0479
614-249-2429

Oklahoma

Ms. Kay Walker
OK State Dept. of Ed.
Ag in the Classroom Coord.
2500 N. Lincoln (Room 315)
Oklahoma City, OK 73103-4599
405-522-0638

Ms. Jo Theimer
Oklahoma Dept. of Agriculture
2800 No. Lincoln Bldg
Oklahoma City, OK 73105-4298
405-521-3864
FAX 405-521-4912

Oregon

Ms. Dona Coon
Oregon Ag in the Classroom
1200 NW Front Ave., (Suite 520)
Portland, OR 97209-2800
541-758-7063

Pennsylvania

Ms. Pat Sueck
534 Kennedy Road
Arrville, PA 17302
717-862-3486

Rhode Island

Mr. Tyler Young
RI Ag in the Classroom
6 Simmons Road
Little Compton, RI 02837
401-624-4107

South Carolina

Robbie Myers
SC Ag in the Classroom
4913 College Lake Drive
Florence, SC 29506
803-665-1361(H)
803-796-6700 (W)

South Dakota

Ms. Melanie Schumacher
SD Ag in the Classroom
P.O. Box 577
Pierre, SD 57501
605-945-2306

Tennessee

Charles Curtis
Tennessee Farm Bureau
P.O. Box 313
Columbia, TN 38402-0313
615-388-7872

Texas

Mr. Tad Duncan
Texas Farm Bureau
PO Box 2689
Waco, TX 76702-2689
817-772-3030

Utah

Ms. Debra Spielmaker
UT State University
UMC 2315
Logan, UT 84322-2315
801-797-1657

Vermont

Ms. Megan Camp
Shelburne Farms
Shelburne, VT 05482
802-985-8686

Gus Johnson

Vermont Farm Bureau
RR 2 Box 123
Richmond, VT 05477
802-434-5646

Virginia

Ms. Michele Awad
VA Farm Bureau Federation
PO Box 27552
Richmond, VA 23261
804-784-1234

Washington

Shan Schnebly
P.O. Box 786
Ellensburg, WA 98926
509-962-4134

Mr. Doug Hassten
P.O. Box 4256
Olympia, WA 98504-2560
206-902-1940

West Virginia

Mr. Ken Spence
WV Farm Bureau
1 Red Rock Road
Buchannon, WV 26201
304-472-2080

Wisconsin

Mr. Bob Leege
Wisconsin Farm Bureau
1212 Deming Way
Madison, WI 53717-1754
608-828-5704

Wyoming

Ms. Lori Gross
2219 Carey Ave.
Cheyenne, WY 82002
307-322-5708

Ms. Elaine Moore
Wyoming Ag in the Classroom
2407 Highland Court
Douglas, WY 82633
307-358-6232

Canada

Jean Middleton
Ontario Agri-Food Education
110 Tamarac Trail
Aurora, Ontario L4G 5T1
905-841-7594

Guam

Resident Instruction Coordinator
College of Ag & Life Sciences
University of Guam
Mangiala, Guam 96923
671-735-2009
Fax 671-734-6842

Micronesia

Dr. Ruben Dayrit
CTAS/College of Micronesia
Kolonia, Ponape
FSM 96941
691-320-2738

Puerto Rico

Mr. Dave Heilig
USDA/SCS
Caribbean Area State Office
GPO Box 4868
San Juan, PR 00936
809-498-5206

Virgin Islands

Mr. Eric Bough
Dept. of Economic Development
& Agriculture
St. Croix, VI 00850
809-778-0991

Mr. Otis Hicks

PO Box 804
Christianstad
St. Croix, VI 00821-0804
809-773-0758

Ag in the Classroom Notes

Room 4307, South Bldg.
U.S. Department of Agriculture
Washington, D.C. 20250-0991

02225 22036/20250FUGAS 4 0001
SUSAN FUGATE
NAL ROOM 002 NAL BLDG
BELTVILLE
USDA DELIVERY STOP 20250-1200

To stop mailing or to change
your address send mailing
label to above address.