

通

7

R
558.505
371-10

CHINA.

IMPERIAL MARITIME CUSTOMS.

I.—STATISTICAL SERIES: Nos. 3 and 4.

RETURNS OF TRADE

AND

TRADE REPORTS

FOR THE YEAR

1902.

PART II.—REPORTS AND STATISTICS FOR EACH PORT.

With Report on Foreign Trade of China.

$\frac{44^{\text{TH}}}{38^{\text{TH}}}$ ISSUE.

PUBLISHED BY ORDER OF

The Inspector General of Customs.

SHANGHAI:

PUBLISHED AT THE STATISTICAL DEPARTMENT OF THE INSPECTORATE GENERAL OF CUSTOMS.

AND SOLD BY

KELLY & WALSH, LIMITED: SHANGHAI, HONGKONG, YOKOHAMA, AND SINGAPORE.

LONDON: F. S. KING & SON, 2 AND 4, GREAT SMITH STREET, WESTMINSTER, S.W.

[Price \$10.]

1903.

NOTE.

The *Hankwan* Tael, in which the Customs Revenue and all values are stated, is equivalent—

in English money,	to	2s. 7½d.,
„ American „ (gold), „		\$ 0.63,
„ French „	„	francs 3.28,
„ German „	„	marks 2.65,
„ Indian „	„	rupees 1.95,
„ Mexican dollars,	„	\$ 1.51.

at the average Sight Exchange on London, New York, Paris, Berlin, Calcutta, and Hongkong respectively for 1902.

The *Picul*, in which weights are generally stated, is equivalent—

- to 100 catties,
- or 133½ pounds avoirdupois,
- or 60.453 kilogrammes.

The *Catty*, in which weights are sometimes stated, is equivalent—

- to 16 taels,
- or 1½ pounds avoirdupois,
- or 0.60453 kilogramme.

The *Tael*, in which weights are sometimes stated, is equivalent—

- to 1½ ounces avoirdupois,
- or 0.037783 kilogramme.

CONTENTS.

Page
xi

REPORT ON THE FOREIGN TRADE OF CHINA FOR THE YEAR 1902

NEWCHWANG.

	Page
TRADE REPORT	1
TRADE RETURNS:—	
A.—GENERAL TABLES.	
Table No. I.—Shipping	7
II.—Gross and Net Values of the Trade of the Port, 1900 to 1902	8
III.—Trade in Foreign Goods.—Imports and Re-exports Summary	15
IV.—Trade in Native Produce.—Imports and Re-exports Summary	19
V.—Trade in Native Produce.—Exports and Re-exports Summary	20
VI.—Transit Trade	22
VII.—Duties	23
VIII.—Duties	24
B.—SPECIAL TABLES.	
Table No. 1.—Comparative Table of the Principal Imports, 1893 to 1902	25
2.—Comparative Table of the Principal Exports, 1893 to 1902	26
3.—Comparative Table of the Value of the Trade, 1893 to 1902	27
4.—Comparative Table of Shipping, 1893 to 1902	27
5.—Treasure	28
6.—Passenger Traffic	28

NATIVE CUSTOMS RETURNS.

Table No. I.—Shipping	29
II.—Gross and Net Values of the Trade, 1900 to 1902	30
III.—Trade in Foreign Goods.—Imports and Re-exports	31
IV.—Trade in Native Produce.—Imports and Re-exports	32
V.—Trade in Native Produce.—Exports and Re-exports	35
VI.—Revenue, 1900 to 1902	37

CHINWANGTAO.

	Page
TRADE RETURNS:—	
A.—GENERAL TABLES.	
Table No. I.—Shipping	38
II.—Gross and Net Values of the Trade of the Port	39
III.—Trade in Foreign Goods.—Imports and Re-exports Summary	40
IV.—Trade in Native Produce.—Imports and Re-exports Summary	43
V.—Trade in Native Produce.—Imports and Re-exports Summary	44
VI.—Trade in Native Produce.—Exports and Re-exports Summary	45
VII.—Transit Trade	47
VIII.—Duties	47
B.—SPECIAL TABLES.	
1.—Treasure	48
2.—Passenger Traffic	48



TIENTSIN.

	Page
TRADE REPORT	49
TRADE RETURNS:—	
A.—GENERAL TABLES.	
Table No. I.—Shipping	57
II.—Gross and Net Values of the Trade of the Port, 1900 to 1902	58
III.—Trade in Foreign Goods.—Imports and Re-exports Summary	59
IV.—Trade in Native Produce.—Imports and Re-exports Summary	66
V.—Trade in Native Produce.—Imports and Re-exports Summary	67
VI.—Trade in Native Produce.—Exports and Re-exports Summary	71
VII.—Transit Trade	72
VIII.—Duties	75
IX.—Duties	76
X.—Duties	84
B.—SPECIAL TABLES.	
Table No. 1.—Comparative Table of the Principal Imports, 1893 to 1902	86
2.—Comparative Table of the Principal Exports, 1893 to 1902	87
3.—Comparative Table of the Value of the Trade, 1893 to 1902	88
4.—Comparative Table of Shipping, 1893 to 1902	88
5.—Treasure	89
6.—Passenger Traffic	89
7.—Comparative Table of the Russian Overland Trade, 1899 to 1902	90

CHEEFOO.

	Page
TRADE REPORT	91
TRADE RETURNS:—	
A.—GENERAL TABLES.	
Table No. I.—Shipping	96
II.—Gross and Net Values of the Trade of the Port, 1900 to 1902	97
III.—Trade in Foreign Goods.—Imports and Re-exports Summary	98
IV.—Trade in Native Produce.—Imports and Re-exports Summary	103
V.—Trade in Native Produce.—Imports and Re-exports Summary	104
VI.—Trade in Native Produce.—Exports and Re-exports Summary	106
VII.—Transit Trade	107
VIII.—Duties	109
IX.—Duties	110
X.—Duties	110
B.—SPECIAL TABLES.	
Table No. 1.—Comparative Table of the Principal Imports, 1893 to 1902	111
2.—Comparative Table of the Principal Exports, 1893 to 1902	113
3.—Comparative Table of the Value of the Trade, 1893 to 1902	114
4.—Comparative Table of Shipping, 1893 to 1902	114
5.—Treasure	115
6.—Passenger Traffic	115
7.—Trade under Inland Waters Regulations	116

A979304
979304

KIAOCHOW.

	Page
TRADE REPORT	119
TRADE RETURNS:—	
A.—GENERAL TABLES.	
Table No. I.—Shipping	124
II.—Gross and Net Values of the Trade of the Port, 1900 to 1902	127
III.—Trade in Foreign Goods.—Imports and Re-exports Summary	131
IV.—Trade in Native Produce.—Imports and Re-exports Summary	134
V.—Trade in Native Produce.—Exports and Re-exports Summary	136
VI.—Transit Trade	137
VII.—Duties	137

B.—SPECIAL TABLES.

Table No. I.—Comparative Table of the Principal Imports, 1899 to 1902	138
2.—Comparative Table of the Principal Exports, 1899 to 1902	138
3.—Comparative Table of the Value of the Trade, 1899 to 1902	139
4.—Comparative Table of Shipping, 1899 to 1902	139
5.—Treasure	140
6.—Passenger Traffic	140

CHUNGKING.

TRADE REPORT	141
TRADE RETURNS:—	
A.—GENERAL TABLES.	
Table No. I.—Shipping	145
II.—Gross and Net Values of the Trade of the Port, 1900 to 1902	146
III.—Trade in Foreign Goods.—Imports and Re-exports Summary	149
IV.—Trade in Native Produce.—Imports and Re-exports Summary	151
V.—Trade in Native Produce.—Exports and Re-exports Summary	153
VI.—Transit Trade	154
VII.—Duties	156

B.—SPECIAL TABLES.

Table No. I.—Comparative Table of the Principal Imports, 1893 to 1902	157
2.—Comparative Table of the Principal Exports, 1893 to 1902	158
3.—Comparative Table of the Value of the Trade, 1893 to 1902	158
4.—Comparative Table of Shipping, 1893 to 1902	159
5.—Treasure	159
6.—Passenger Traffic	160

ICHANG.

TRADE REPORT	161
TRADE RETURNS:—	
A.—GENERAL TABLES.	
Table No. I.—Shipping	165
II.—Gross and Net Values of the Trade of the Port, 1900 to 1902	166
III.—Trade in Foreign Goods.—Imports and Re-exports Summary	169
IV.—Trade in Native Produce.—Imports and Re-exports Summary	172
V.—Trade in Native Produce.—Exports and Re-exports Summary	175
VI.—Transit Trade	176
VII.—Duties	177

B.—SPECIAL TABLES.

	Page
Table No. I.—Comparative Table of the Principal Imports, 1893 to 1902	178
2.—Comparative Table of the Principal Exports, 1893 to 1902	179
3.—Comparative Table of the Value of the Trade, 1893 to 1902	180
4.—Comparative Table of Shipping, 1893 to 1902	180
5.—Treasure	181
6.—Passenger Traffic	181

SHASI.

TRADE REPORT	182
---------------------	-----

TRADE RETURNS:—

A.—GENERAL TABLES.

Table No. I.—Shipping	186
II.—Gross and Net Values of the Trade of the Port, 1900 to 1902	187
III.—Trade in Foreign Goods.—Imports and Re-exports Summary	191
IV.—Trade in Native Produce.—Imports and Re-exports Summary	193
V.—Trade in Native Produce.—Exports and Re-exports Summary	195
VI.—Transit Trade	196
VII.—Duties	197

B.—SPECIAL TABLES.

Table No. I.—Comparative Table of the Principal Imports, 1896 to 1902	198
2.—Comparative Table of the Principal Exports, 1896 to 1902	199
3.—Comparative Table of the Value of the Trade, 1896 to 1902	200
4.—Comparative Table of Shipping, 1896 to 1902	200
5.—Treasure	201
6.—Passenger Traffic	201

YOCHOW.

TRADE REPORT	202
---------------------	-----

TRADE RETURNS:—

A.—GENERAL TABLES.

Table No. I.—Shipping	206
II.—Gross and Net Values of the Trade of the Port, 1900 to 1902	207
III.—Trade in Foreign Goods.—Imports and Re-exports Summary	209
IV.—Trade in Native Produce.—Imports and Re-exports Summary	210
V.—Trade in Native Produce.—Exports and Re-exports Summary	211
VI.—Transit Trade	212
VII.—Duties	214

B.—SPECIAL TABLES.

Table No. I.—Comparative Table of the Principal Imports, 1899 to 1902	215
2.—Comparative Table of the Principal Exports, 1899 to 1902	215
3.—Comparative Table of the Value of the Trade, 1899 to 1902	216
4.—Comparative Table of Shipping, 1899 to 1902	216
5.—Treasure	217
6.—Passenger Traffic	217

HANKOW.

	<i>Page</i>
TRADE REPORT	218
TRADE RETURNS:—	
<i>A.—GENERAL TABLES.</i>	
Table No. I.—Shipping.....	226
II.—Gross and Net Values of the Trade of the Port, 1900 to 1902	227
III.—Trade in Foreign Goods.—Imports and Re-exports Summary	228
IV.—Trade in Native Produce.—Imports and Re-exports Summary	233
V.—Trade in Native Produce.—Exports and Re-exports Summary	234
VI.—Transit Trade	237
VII.—Duties	238
Summary	243
Summary	244
Summary	244
Summary	253
<i>B.—SPECIAL TABLES.</i>	
Table No. I.—Comparative Table of the Principal Imports, 1893 to 1902	254
2.—Comparative Table of the Principal Exports, 1893 to 1902	255
3.—Comparative Table of the Value of the Trade, 1893 to 1902	256
4.—Comparative Table of Shipping, 1893 to 1902	256
5.—Treasure	257
6.—Passenger Traffic	257
7.—Export and Re-export of Tea	258

YANGTZE STAGES.

a.—Quantities and Values of the Goods and Treasure imported	259
b.—Values of the Goods and Treasure imported, and the Ports whence imported	259
c.—Likin Dues collected	259

KIUKIANG.

TRADE REPORT	260
TRADE RETURNS:—	
<i>A.—GENERAL TABLES.</i>	
Table No. I.—Shipping	265
II.—Gross and Net Values of the Trade of the Port, 1900 to 1902	266
III.—Trade in Foreign Goods.—Imports and Re-exports Summary	267
IV.—Trade in Native Produce.—Imports and Re-exports Summary	270
V.—Trade in Native Produce.—Exports and Re-exports Summary	271
VI.—Transit Trade	273
VII.—Duties	274
Summary	275
Summary	276
Summary	276
Summary	280
<i>B.—SPECIAL TABLES.</i>	
Table No. I.—Comparative Table of the Principal Imports, 1893 to 1902	281
2.—Comparative Table of the Principal Exports, 1893 to 1902	282
3.—Comparative Table of the Value of the Trade, 1893 to 1902	283
4.—Comparative Table of Shipping, 1893 to 1902	283
5.—Treasure	284
6.—Passenger Traffic	284
7.—Export of Tea	285

WUHU.

TRADE REPORT	286
TRADE RETURNS:—	
<i>A.—GENERAL TABLES.</i>	
Table No. I.—Shipping	291
II.—Gross and Net Values of the Trade of the Port, 1900 to 1902	292
III.—Trade in Foreign Goods.—Imports and Re-exports Summary	292
Summary	293
Summary	293
Summary	296

	<i>Page</i>
Table No. IV.—Trade in Native Produce.—Imports and Re-exports Summary	297
Summary	299
Summary	300
Summary	301
Summary	301
Summary	302
Summary	302
Summary	305
<i>B.—SPECIAL TABLES.</i>	
Table No. I.—Comparative Table of the Principal Imports, 1893 to 1902	306
2.—Comparative Table of the Principal Exports, 1893 to 1902	307
3.—Comparative Table of the Value of the Trade, 1893 to 1902	307
4.—Comparative Table of Shipping, 1893 to 1902	308
5.—Treasure	308
6.—Passenger Traffic	309
7.—Export of Tea	309
Summary	310

NANKING.

TRADE REPORT	311
TRADE RETURNS:—	
<i>A.—GENERAL TABLES.</i>	
Table No. I.—Shipping	316
II.—Gross and Net Values of the Trade of the Port, 1900 to 1902	317
III.—Trade in Foreign Goods.—Imports and Re-exports Summary	318
IV.—Trade in Native Produce.—Imports and Re-exports Summary	322
V.—Trade in Native Produce.—Exports and Re-exports Summary	323
VI.—Transit Trade	325
VII.—Duties	326
Summary	327
Summary	328
Summary	328
Summary	329
<i>B.—SPECIAL TABLES.</i>	
Table No. I.—Comparative Table of the Principal Imports, 1899 to 1902	330
2.—Comparative Table of the Principal Exports, 1899 to 1902	331
3.—Comparative Table of the Value of the Trade, 1899 to 1902	332
4.—Comparative Table of Shipping, 1899 to 1902	332
5.—Treasure	333
6.—Passenger Traffic	333

CHINKIANG.

TRADE REPORT	334
TRADE RETURNS:—	
<i>A.—GENERAL TABLES.</i>	
Table No. I.—Shipping	339
II.—Gross and Net Values of the Trade of the Port, 1900 to 1902	340
III.—Trade in Foreign Goods.—Imports and Re-exports Summary	341
IV.—Trade in Native Produce.—Imports and Re-exports Summary	345
V.—Trade in Native Produce.—Exports and Re-exports Summary	346
VI.—Transit Trade	348
VII.—Duties	349
Summary	350
Summary	351
Summary	351
Summary	356
<i>B.—SPECIAL TABLES.</i>	
Table No. I.—Comparative Table of the Principal Imports, 1893 to 1902	357
2.—Comparative Table of the Principal Exports, 1893 to 1902	358
3.—Comparative Table of the Value of the Trade, 1893 to 1902	359
4.—Comparative Table of Shipping, 1893 to 1902	359
5.—Treasure	360
6.—Passenger Traffic	360

SHANGHAI.		Page
TRADE REPORT		361
TRADE RETURNS:—		
A.—GENERAL TABLES.		
Table No. I.—Shipping		370
II.—Gross and Net Values of the Trade of the Port, 1900 to 1902		372
III.—Trade in Foreign Goods.—Imports and Re-exports		373
Summary		388
IV.—Trade in Native Produce.—Imports and Re-exports		389
Summary		397
V.—Trade in Native Produce.—Exports and Re-exports		398
Summary		407
VI.—Transit Trade		408
VII.—Duties		416

B.—SPECIAL TABLES.

Table No. 1.—Comparative Table of the Principal Imports, 1893 to 1902	417
2.—Comparative Table of the Principal Exports, 1893 to 1902	419
3.—Comparative Table of the Value of the Trade, 1893 to 1902	420
4.—Comparative Table of Shipping, 1893 to 1902	420
5.—Treasure	421
6.—Shanghai—Soochow—Hangchow Passenger Traffic	423
7.—Destination and Quantity of Opium re-exported	423
8.—Export of Tea	424
9.—Export of Silk	426
10.—Results of Working of Shanghai Bonded Warehouses	428

SOOCHOW.

TRADE REPORT	430
TRADE RETURNS:—	
A.—GENERAL TABLES.	
Table No. I.—Shipping	434
II.—Gross and Net Values of the Trade of the Port, 1900 to 1902	435
III.—Trade in Foreign Goods.—Imports and Re-exports	436
Summary	437
IV.—Trade in Native Produce.—Imports and Re-exports	438
Summary	439
V.—Trade in Native Produce.—Exports and Re-exports	440
Summary	440
VI.—Transit Trade	441
VII.—Duties	442

B.—SPECIAL TABLES.

Table No. 1.—Comparative Table of the Principal Imports, 1896 to 1902	443
2.—Comparative Table of the Principal Exports, 1896 to 1902	443
3.—Comparative Table of the Value of the Trade, 1896 to 1902	444
4.—Comparative Table of Shipping, 1896 to 1902	444
5.—Treasure	445
6.—Passenger Traffic	445

HANGCHOW.

TRADE REPORT	446
TRADE RETURNS:—	
A.—GENERAL TABLES.	
Table No. I.—Shipping	450
II.—Gross and Net Values of the Trade of the Port, 1900 to 1902	451
III.—Trade in Foreign Goods.—Imports and Re-exports	452
Summary	455
IV.—Trade in Native Produce.—Imports and Re-exports	456
Summary	458

		Page
Table No. V.—Trade in Native Produce.—Exports and Re-exports		459
Summary		460
VI.—Transit Trade		461
VII.—Duties		463

B.—SPECIAL TABLES.

Table No. 1.—Comparative Table of the Principal Imports, 1896 to 1902	464
2.—Comparative Table of the Principal Exports, 1896 to 1902	464
3.—Comparative Table of the Value of the Trade, 1896 to 1902	465
4.—Comparative Table of Shipping, 1896 to 1902	465
5.—Treasure	466
6.—Passenger Traffic	466

NINGPO.

TRADE REPORT	467
--------------------	-----

TRADE RETURNS:—

A.—GENERAL TABLES.

Table No. I.—Shipping	471
II.—Gross and Net Values of the Trade of the Port, 1900 to 1902	472
III.—Trade in Foreign Goods.—Imports and Re-exports	473
Summary	477
IV.—Trade in Native Produce.—Imports and Re-exports	478
Summary	480
V.—Trade in Native Produce.—Exports and Re-exports	481
Summary	483
VI.—Transit Trade	484
VII.—Duties	488

B.—SPECIAL TABLES.

Table No. 1.—Comparative Table of the Principal Imports, 1893 to 1902	489
2.—Comparative Table of the Principal Exports, 1893 to 1902	490
3.—Comparative Table of the Value of the Trade, 1893 to 1902	491
4.—Comparative Table of Shipping, 1893 to 1902	491
5.—Treasure	492
6.—Passenger Traffic	492

WENCHOW.

TRADE REPORT	493
--------------------	-----

TRADE RETURNS:—

A.—GENERAL TABLES.

Table No. I.—Shipping	497
II.—Gross and Net Values of the Trade of the Port, 1900 to 1902	498
III.—Trade in Foreign Goods.—Imports and Re-exports	499
Summary	501
IV.—Trade in Native Produce.—Imports and Re-exports	502
Summary	503
V.—Trade in Native Produce.—Exports and Re-exports	504
Summary	505
VI.—Transit Trade	506
VII.—Duties	508

B.—SPECIAL TABLES.

Table No. 1.—Comparative Table of the Principal Imports, 1893 to 1902	509
2.—Comparative Table of the Principal Exports, 1893 to 1902	510
3.—Comparative Table of the Value of the Trade, 1893 to 1902	511
4.—Comparative Table of Shipping, 1893 to 1902	511
5.—Treasure	512
6.—Passenger Traffic	512

SANTUAO.

	<i>Page</i>
TRADE REPORT	513
TRADE RETURNS:—	
A.—GENERAL TABLES.	
Table No. I.—Shipping	517
II.—Gross and Net Values of the Trade of the Port, 1900 to 1902	518
III.—Trade in Foreign Goods.—Imports and Re-exports Summary	519
IV.—Trade in Native Produce.—Imports and Re-exports Summary	520
V.—Trade in Native Produce.—Exports and Re-exports Summary	521
VI.—Transit Trade	522
VII.—Duties	523

B.—SPECIAL TABLES.

Table No. I.—Comparative Table of the Principal Imports, 1899 to 1902	524
2.—Comparative Table of the Principal Exports, 1899 to 1902	524
3.—Comparative Table of the Value of the Trade, 1899 to 1902	525
4.—Comparative Table of Shipping, 1899 to 1902	525
5.—Treasure	526
6.—Passenger Traffic	526

FOOCHOW.

TRADE REPORT	527
TRADE RETURNS:—	
A.—GENERAL TABLES.	
Table No. I.—Shipping... ..	532
II.—Gross and Net Values of the Trade of the Port, 1900 to 1902	533
III.—Trade in Foreign Goods.—Imports and Re-exports Summary	534
IV.—Trade in Native Produce.—Imports and Re-exports Summary	539
V.—Trade in Native Produce.—Exports and Re-exports Summary	541
VI.—Transit Trade	542
VII.—Duties	544

B.—SPECIAL TABLES.

Table No. I.—Comparative Table of the Principal Imports, 1893 to 1902	548
2.—Comparative Table of the Principal Exports, 1893 to 1902	549
3.—Comparative Table of the Value of the Trade, 1893 to 1902	550
4.—Comparative Table of Shipping, 1893 to 1902	550
5.—Treasure	551
6.—Passenger Traffic	551
7.—Export and Re-export of Tea... ..	552

AMOY.

TRADE REPORT	553
TRADE RETURNS:—	
A.—GENERAL TABLES.	
Table No. I.—Shipping... ..	557
II.—Gross and Net Values of the Trade of the Port, 1900 to 1902	558
III.—Trade in Foreign Goods.—Imports and Re-exports Summary	559
IV.—Trade in Native Produce.—Imports and Re-exports Summary	565
V.—Trade in Native Produce.—Exports and Re-exports Summary	566
VI.—Transit Trade	568
VII.—Duties	571

B.—SPECIAL TABLES.

	<i>Page</i>
Table No. I.—Comparative Table of the Principal Imports, 1893 to 1902	576
2.—Comparative Table of the Principal Exports, 1893 to 1902	577
3.—Comparative Table of the Value of the Trade, 1893 to 1902	578
4.—Comparative Table of Shipping, 1893 to 1902	578
5.—Treasure	579
6.—Passenger Traffic	579
7.—Export and Re-export of Tea	580

SWATOW.

TRADE REPORT	581
TRADE RETURNS:—	

A.—GENERAL TABLES.

Table No. I.—Shipping	586
II.—Gross and Net Values of the Trade of the Port, 1900 to 1902	587
III.—Trade in Foreign Goods.—Imports and Re-exports Summary	588
IV.—Trade in Native Produce.—Imports and Re-exports Summary	595
V.—Trade in Native Produce.—Exports and Re-exports Summary	596
VI.—Transit Trade	598
VII.—Duties	599

B.—SPECIAL TABLES.

Table No. I.—Comparative Table of the Principal Imports, 1893 to 1902	605
2.—Comparative Table of the Principal Exports, 1893 to 1902	606
3.—Comparative Table of the Value of the Trade, 1893 to 1902	607
4.—Comparative Table of Shipping, 1893 to 1902	607
5.—Treasure	608
6.—Passenger Traffic	608

CANTON.

TRADE REPORT	609
---------------------	-----

TRADE RETURNS:—**A.—GENERAL TABLES.**

Table No. I.—Shipping... ..	614
II.—Gross and Net Values of the Trade of the Port, 1900 to 1902	615
III.—Trade in Foreign Goods.—Imports and Re-exports Summary	616
IV.—Trade in Native Produce.—Imports and Re-exports Summary	624
V.—Trade in Native Produce.—Exports and Re-exports Summary	625
VI.—Transit Trade	628
VII.—Duties	629

B.—SPECIAL TABLES.

Table No. I.—Comparative Table of the Principal Imports, 1893 to 1902	641
2.—Comparative Table of the Principal Exports, 1893 to 1902	642
3.—Comparative Table of the Value of the Trade, 1893 to 1902	643
4.—Comparative Table of Shipping, 1893 to 1902	643
5.—Treasure	644
6.—Passenger Traffic	644
7.—Comparative Table of the Export of Silk, 1893 to 1902	644

KOWLOON.		<i>Page</i>
TRADE REPORT		646
TRADE RETURNS:—		
A.—GENERAL TABLES.		
Table No. I.—Shipping		649
II.—Gross and Net Values of the Trade passing the Kowloon Customs Stations, 1900 to 1902		650
III.—Trade in Foreign Goods.—Imports		652
Summary		657
IVa.—Trade in Native Produce.—Imports		659
Summary		662
IVb.—Trade in Native Produce.—Imports, China to China		664
Summary		666
V.—Trade in Native Produce.—Exports		668
Summary		674
VI.—Transit Trade		675
VII.—Duties		676
B.—SPECIAL TABLES.		
Table No. 1a.—Comparative Table of the Principal Imports, 1897 to 1902		677
1b.—Comparative Table of the Principal Imports, China to China, 1897 to 1902		679
2.—Destinations of Foreign and Native Produce imported into China		680
3.—Comparative Table of the Principal Exports, 1897 to 1902		682
4.—Districts from which Native Produce was exported to Hongkong		684
5.—Comparative Table of the Value of the Trade, etc., 1893 to 1902		687
6.—Treasure		687
7.—Passenger Traffic		687
8.—Destination of Opium		688
9.—Export of Tea		688
LAPPA.		
TRADE REPORT		689
TRADE RETURNS:—		
A.—GENERAL TABLES.		
Table No. I.—Shipping		693
II.—Gross and Net Values of the Trade of the Lappa District, 1900 to 1902		694
III.—Trade in Foreign Goods.—Imports		695
Summary		698
IV.—Trade in Native Produce.—Imports		699
Summary		701
V.—Trade in Native Produce.—Exports		702
Summary		705
VI.—Transit Trade		706
VII.—Duties		706
B.—SPECIAL TABLES.		
Table No. 1.—Comparative Table of the Principal Imports, 1893 to 1902		707
2.—Comparative Table of the Principal Exports, 1893 to 1902		708
3.—Comparative Table of the Value of the Trade, 1893 to 1902		708
4.—Comparative Table of Shipping, 1893 to 1902		709
5.—Treasure		709
6.—Passenger Traffic		709
7.—Distribution of Shipping		710
8.—Comparative Table of the Distribution of Trade, 1900 to 1902		711
9.—Comparative Table of the Hongkong-Macao Junk Traffic, 1893 to 1902		711
10.—Hongkong and Macao Junk Trade		712
11.—Comparative Table of the Hongkong and Macao Junk Trade, 1898 to 1902		714
12.—Comparative Table of the Destination of Opium, 1898 to 1902		717

SAMSHUI.		<i>Page</i>
TRADE REPORT		719
TRADE RETURNS:—		
A.—GENERAL TABLES.		
Table No. I.—Shipping		723
II.—Gross and Net Values of the Trade of the Port, 1900 to 1902		724
III.—Trade in Foreign Goods.—Imports and Re-exports		725
Summary		727
IV.—Trade in Native Produce.—Imports and Re-exports		728
Summary		728
V.—Trade in Native Produce.—Exports and Re-exports		729
Summary		730
VI.—Transit Trade		731
VII.—Duties		734
B.—SPECIAL TABLES.		
Table No. 1.—Comparative Table of the Principal Imports, 1897 to 1902		735
2.—Comparative Table of the Principal Exports, 1897 to 1902		735
3.—Comparative Table of the Value of the Trade, 1897 to 1902		736
4.—Comparative Table of Shipping, 1897 to 1902		736
5.—Treasure		737
6.—Passenger Traffic		737
WEST RIVER STAGES.		
Table No. 1.—Quantities and Values of the Goods imported, and the Ports whence imported		738
2.—Quantities and Values of the Goods exported, and the Ports to which exported		741
3.—Treasure		742
4.—Passenger Traffic		743
5.—Duties collected at Kongmoon and Kumchuk		744
WUCHOW.		
TRADE REPORT		745
TRADE RETURNS:—		
A.—GENERAL TABLES.		
Table No. I.—Shipping		749
II.—Gross and Net Values of the Trade of the Port, 1900 to 1902		750
III.—Trade in Foreign Goods.—Imports and Re-exports		751
Summary		754
IV.—Trade in Native Produce.—Imports and Re-exports		755
Summary		755
V.—Trade in Native Produce.—Exports and Re-exports		756
Summary		757
VI.—Transit Trade		758
VII.—Duties		763
B.—SPECIAL TABLES.		
Table No. 1.—Comparative Table of the Principal Imports, 1897 to 1902		764
2.—Comparative Table of the Principal Exports, 1897 to 1902		765
3.—Comparative Table of the Value of the Trade, 1897 to 1902		766
4.—Comparative Table of Shipping, 1897 to 1902		766
5.—Treasure		767
6.—Passenger Traffic		767

KIUNGCHOW.

	Page
TRADE REPORT	768
TRADE RETURNS:—	
A.—GENERAL TABLES.	
Table No. I.—Shipping.....	772
II.—Gross and Net Values of the Trade of the Port, 1900 to 1902	773
III.—Trade in Foreign Goods.—Imports and Re-exports Summary	777
IV.—Trade in Native Produce.—Imports and Re-exports Summary	778
V.—Trade in Native Produce.—Exports and Re-exports Summary	779
VI.—Transit Trade	781
VII.—Duties	783

B.—SPECIAL TABLES.

Table No. 1.—Comparative Table of the Principal Imports, 1893 to 1902	784
2.—Comparative Table of the Principal Exports, 1893 to 1902	785
3.—Comparative Table of the Value of the Trade, 1893 to 1902	786
4.—Comparative Table of Shipping, 1893 to 1902	786
5.—Treasure	787
6.—Passenger Traffic	787

PAKHOL.

TRADE REPORT	788
TRADE RETURNS:—	
A.—GENERAL TABLES.	
Table No. I.—Shipping	792
II.—Gross and Net Values of the Trade of the Port, 1900 to 1902	793
III.—Trade in Foreign Goods.—Imports and Re-exports Summary	799
IV.—Trade in Native Produce.—Imports and Re-exports Summary	800
V.—Trade in Native Produce.—Exports and Re-exports Summary	802
VI.—Transit Trade	803
VII.—Duties	805

B.—SPECIAL TABLES.

Table No. 1.—Comparative Table of the Principal Imports, 1893 to 1902	806
2.—Comparative Table of the Principal Exports, 1893 to 1902	807
3.—Comparative Table of the Value of the Trade, 1893 to 1902	808
4.—Comparative Table of Shipping, 1893 to 1902	808
5.—Treasure	809
6.—Passenger Traffic	809

LUNGCHOW.

TRADE REPORT	810
TRADE RETURNS:—	
A.—GENERAL TABLES.	
Table No. I.—Shipping, and Reports to the Customs	814
II.—Gross and Net Values of the Trade of the Port, 1900 to 1902	815
III.—Trade in Foreign Goods.—Imports and Re-exports Summary	816
IV.—Trade in Native Produce.—Imports and Re-exports Summary	816
V.—Trade in Native Produce.—Exports and Re-exports Summary	817
VI.—Transit Trade	818
VII.—Duties	819

B.—SPECIAL TABLES.

	Page
Table No. 1.—Comparative Table of the Principal Imports, 1893 to 1902	820
2.—Comparative Table of the Principal Exports, 1893 to 1902	820
3.—Comparative Table of the Value of the Trade, 1893 to 1902	821
4.—Comparative Table of Shipping, 1893 to 1902	822
5.—Treasure	822
6.—Passenger Traffic	822

MENGTSZ.

TRADE REPORT	823
TRADE RETURNS:—	
A.—GENERAL TABLES.	
Table No. I.—Reports to the Customs	827
II.—Gross and Net Values of the Trade of the Port, 1900 to 1902	828
III.—Trade in Foreign Goods.—Imports and Re-exports Summary	831
IV.—Trade in Native Produce.—Imports and Re-exports Summary	831
V.—Trade in Native Produce.—Exports and Re-exports Summary	832
VI.—Transit Trade	833
VII.—Duties	835

B.—SPECIAL TABLES.

Table No. 1.—Comparative Table of the Principal Imports, 1893 to 1902	836
2.—Comparative Table of the Principal Exports, 1893 to 1902	837
3.—Comparative Table of the Value of the Trade, 1893 to 1902	837
4.—Comparative Table of Shipping and Pack-animal Traffic, 1893 to 1902	838
5.—Treasure	839

SZEMAO.

TRADE REPORT	840
TRADE RETURNS:—	
A.—GENERAL TABLES.	
Table No. I.—Reports to the Customs	844
II.—Gross and Net Values of the Trade of the Port, 1900 to 1902	845
III.—Trade in Foreign Goods.—Imports and Re-exports Summary	847
IV.—Trade in Native Produce.—Imports and Re-exports Summary	847
V.—Trade in Native Produce.—Exports and Re-exports Summary	848
VI.—Transit Trade	849
VII.—Duties	851

B.—SPECIAL TABLES.

Table No. 1.—Comparative Table of the Principal Imports, 1897 to 1902	852
2.—Comparative Table of the Principal Exports, 1897 to 1902	852
3.—Comparative Table of the Value of the Trade, 1897 to 1902	853
4.—Treasure	853

TENG-YUEH.

TRADE REPORT	Page 854
TRADE RETURNS:—	
A.—GENERAL TABLES.	
Table No. I.—Reports to the Customs	859
II.—Gross and Net Values of the Trade	859
III.—Trade in Foreign Goods.—Imports and Re-exports	860
Summary	861
IV.—Trade in Native Produce.—Imports and Re-exports	861
V.—Trade in Native Produce.—Exports and Re-exports	862
Summary	862
VI.—Transit Trade	863
VII.—Duties	865
B.—SPECIAL TABLES.	
Treasure	865

YATUNG (THIBET).

TRADE REPORT	Page 866
TRADE RETURNS:—	
A.—GENERAL TABLES.	
Table No. I.—Reports to the Customs	869
II.—Gross Values of the Trade passing Yatung	869
III.—Imports into Thibet across the Sikkim-Thibet	
Frontier	870
IV.—Trade in Native Produce	871
V.—Exports from Thibet across the Sikkim-Thibet	
Frontier	871
VI.—Transit Trade	871
VII.—Duties	871
B.—SPECIAL TABLES.	
Table No. I.—Comparative Table of the Principal Imports, 1895	
to 1902	872
2.—Comparative Table of the Principal Exports, 1895	
to 1902	872
3.—Comparative Table of the Value of the Trade, 1895	
to 1902	873
4.—Treasure	873
5.—Passenger Traffic	873

REPORT
ON THE
FOREIGN TRADE OF CHINA
FOR THE YEAR 1902.

1°. GENERAL.—Three noteworthy events connected with commerce took place during the year: the negotiation of a new British Commercial Treaty, the revision of the Import Tariff, and a heavy fall in exchange. Of these the last may prove important. The revised Import Tariff, owing to the fall in exchange and the rise in silver prices since the years 1897, 1898, and 1899—upon the average values during which years the 5 per cent. calculations were based, in accordance with the terms of the Protocol,—has left the incidence of taxation very much as before. But the collapse in exchange which will call for higher currency prices for new cargo, with the uncertainty of its future movements, naturally disturbs the Import Trade; while, by augmenting the amount which the Government has to find to pay its gold obligations, it has led to heavier internal taxation, which has a tendency to counteract any temporary advantage to Exports. The pessimistic views expressed in some quarters regarding the commercial solvency of the country, based upon the demand of the Government to pay the Indemnity on a silver basis,—as owing to the fall in exchange it cannot afford the extra cost of paying in gold,—and on the fact that the recorded movements of silver show a net export for two years in succession, are without any solid foundation. The Foreign debt of China is trifling when the size and potential resources of the country are considered, and only a very small adjustment between Imports and Exports is necessary to cover the late increase of indebtedness. At the same time it is disappointing to note that trade always seems to be the first victim when heavier taxation is decided upon. What the Foreign trade of China might be is shown by a comparison with Japan, which, with a population of less than one-seventh, spends almost exactly as much as China on Foreign goods. But before such expansion can be looked for domestic trade must be relieved from the taxation of goods in transit, local industries must be assisted instead of being hampered by excise and by taxes on raw materials, and the enormous resources of the country must be developed. Meanwhile trade is slowly growing, and will continue to grow, in spite of artificial obstructions.

The commercial solvency of the country, however, is one thing and the financial solvency of the Government another; and there is no doubt that great difficulty is experienced under the present defective fiscal system in collecting the additional Revenue required in consequence of closer contact with Western nations. Reform in this direction is urgently needed. As obstructing the growth of commerce, any proposals to raise more Revenue by methods tending to check the domestic trade—such as the imposition of a Consumption Tax on Native goods—or to hinder the progress of local industries and the introduction of Foreign capital by a heavy Excise on machine-made products, are to be deprecated, as having a tendency to lower the purchasing power of the people by preventing the development of resources. China can absorb no more imports unless she has more to give in exchange: a

condition dependent upon cheaper transit, which railways will gradually provide, upon the freedom of Native goods from uncertain and often heavy taxation, and upon the discouragement of adulteration, false packing, and faulty preparation. It is evident that any attempt to raise Revenue by further burdens on domestic trade must defeat the object in view by impoverishing the people: but by the abolition of all internal taxation on Native goods, except certain specified articles of luxury, together with reform in the treatment of Opium and Salt—the former being made an Imperial monopoly and the latter being taxed only at the place of production,—it is estimated that sufficient Revenue would be obtained to meet the needs of the Government, while the stimulus to production would lead to an increase of prosperity reacting on Foreign commerce.

2°. REVENUE.—The Report written last year hazarded the prediction "that the collection during 1902 may not fall far short of 30 millions of taels." Notwithstanding the reduction of the Export Duty on Tea, a short export of Silk, and a decrease of over half a million taels in the amount collected from Native Opium, the total collection for 1902 amounted to *Hk.Ts* 30,007,044, which was *Hk.Ts* 4,469,470 in excess of the total in 1901 and *Hk.Ts* 3,345,584 better than the collection in 1899, which was then the highest on record. Import Duties show an advance over those of the previous year of *Hk.Ts* 3,782,782; Export Duties, notwithstanding the drawbacks mentioned above, of *Hk.Ts* 186,331; Coast Trade Duties, of *Hk.Ts* 219,876; Tonnage Dues, of *Hk.Ts* 111,349; Transit Dues, of *Hk.Ts* 636,647; Opium Likin, of *Hk.Ts* 130,271. The only decrease is found under Opium Duty, which fell off by *Hk.Ts* 597,789; but as the loss on Native Opium amounted to *Hk.Ts* 646,566, there was a gain as far as the Foreign import was concerned. The increase in Transit Dues arises from a new system in Tientsin, where these Dues did not formerly pass through the Customs accounts. The extra receipts under Import Duties must be principally ascribed to the operation of the effective 5 per cent. collection during 10 months of the year.

3°. FOREIGN TRADE.—Conditions were not altogether favourable to commerce. A very severe outbreak of cholera throughout almost the whole Empire; droughts followed by floods in the South, where a rebellion is not yet suppressed; and a want of confidence in the northern provinces,—all had a retarding influence. The fall in exchange had no immediate effect in checking Imports, as contracts are made some months in advance; and, as exchange declined steadily throughout the year, with the exception of a faint recovery during the summer, Native dealers were ready to close rather than risk a further rise in silver prices. The experience of the past shows that the Import trade has progressed in spite of a falling exchange, and presumably it will gradually accommodate itself to a new scale of prices; but a fall of 20 per cent. in one year cannot fail to be a disturbing factor which may make itself felt in 1903. The estimated value of the Foreign trade, Import and Export, was *Hk.Ts* 529,545,489, a figure never before reached.

(a.) Imports.—The value of the net Imports was estimated at *Hk.Ts* 315,363,905, and this value, owing to the operation of the 5 per cent. *ad valorem* Duty collected during 10 months of the year, may be taken as approximately correct. It is a large advance on any previous year and should reassure those who imagine that China is becoming poorer.

The importation of Opium was 50,801 piculs—again a small advance. The demand throughout the year was brisk, especially for the Bengal varieties, although the fall in exchange forced up prices. The consumption of Malwa fell off, partly owing to its dearness and partly owing to its extensive adulteration in China with the Native drug. The crop of Szechwan Opium was short, and the disturbances in that province interfered for a time with its free

movement; this raised the price and assisted Indian Opium in the difficulties caused by exchange.

The value of Cotton Goods of all kinds imported was estimated at *Hk.Tts.* 127,545,309, as compared with *Hk.Tts.* 99,651,999 during 1901, and nearly all the principal staples shared in the increase. Large purchases were made towards the end of the previous year to replenish depleted stocks and prepare for the expected revival of trade in the northern markets, and the arrivals during 1902 were so heavy that a considerable quantity remained in the godowns of the Foreign importers at the end of the year. Grey Shirtings rose from 4,121,655 to 6,317,698 pieces; White Shirtings, from 2,476,846 to 2,743,104 pieces. *T*-Cloths of all kinds advanced, especially Indian, which rose from 15,320 to 126,485 pieces. There was a good demand for Drills, and English Jeans made the astonishing advance from 41,083 to 360,858 pieces, while Dutch and American about doubled. Sheetings also found an increased inquiry, the American trade going ahead as usual. It is interesting to note, and is not without significance, that Japanese Drills rose from 23 to 11,620 pieces, and Japanese Sheetings, from 13,006 to 115,366 pieces. Chintzes, etc., were nearly trebled in quantity, Twills doubled, and Turkey Reds rose from 192,930 to 276,996 pieces. Handkerchiefs and Towels showed satisfactory advance. English Cotton Yarn continued its downward course and has now fallen to 32,351 piculs, while Indian has reached 1,887,086 piculs, and Japanese, 522,408 piculs.

The trade in Woollen Goods showed that the improvement of the previous year was only temporary, and the importation fell off again.

Metals were valued at *Hk.Tts.* 10,574,928, about the same as in 1901, and the trade presented no special features of interest, except an increase in the importation of Copper, presumably for the coinage of the new cash.

Sundries were valued at *Hk.Tts.* 136,948,982, or about 17 millions higher than in 1901. The import of Rice was doubled, owing to bad crops in the South, and was valued at *Hk.Tts.* 23,611,125. Morphia was again imported in larger quantities, but it is to be hoped that this was not due to increased demand, but to the higher Duty soon to come into force. Cement, Clocks and Watches, Aniline Dyes, Window Glass, Japan Matches, Needles, and Sugar of all kinds all show progress. On the other hand, Kerosene Oil, with the exception of the Oil from Borneo, shows decreases, Russian Oil having fallen to 10,105,886 gallons from 32,486,070 gallons, thus losing the ground gained during the last 10 years.

(b.) *Exports.*—The value of Exports was estimated at *Hk.Tts.* 214,181,584, or *Hk.Tts.* 44,524,827 higher than in 1901. There is reason to believe that the trade might safely be estimated at a considerably higher figure, as the values adopted at the ports for Returns purposes appear in many instances to be too low. The export of Sesamum Seed, an increasing trade, rose from 297,365 to 882,302 piculs, due to the opening up of new country by the southern section of the Lu-Han Railway. Beancake and Beans, for which there is a large demand from Japan, Bristles, Cassia Lignea, Feathers, Hemp, Hides, Nutgalls, Oils, Rhubarb, Animal Tallow, Tobacco, and Wool all showed satisfactory advances. The demand for Straw Braid continues to improve. There was a large export of Raw Cotton to Japan, whence it returns in the shape of Yarn, which is able to compete with the heavily taxed home-made product. The shrinkage in Mats, from 33,334,410 to 24,002,140 pieces, is said to be due to quantities passing through Kwangchowwan by steamer under French flag to Macao, thus not passing through the Returns of the Customs. The falling off in Rush Hats from 7,158,982 to 3,053,378 pieces was due to a smaller demand for these goods, which are being replaced, especially in America, by Hats made of wood shavings (Hinoki) imported from Japan and plaited in Ningpo.

Although the quality showed some improvement as compared with that of 1901, there seems a consensus of opinion amongst experts that the Teas from all districts, except Ichang, have fallen off deplorably in quality and style during the last 20 years. The Chinese will take no advice and refuse to listen to any suggestions regarding change in cultivation and manufacture, while their great rivals in India and Ceylon pay the closest attention to all details and are ever on the lookout for improvements. Strong representations made in the spring induced the Chinese Government to reduce the Export Duty to one-half, but it still remains too high, being at least $12\frac{1}{2}$ per cent. on Common Teas; and, as Likin and other internal taxes were not interfered with, although in some districts they almost equalled the Export Duty, it is to be feared that this half-hearted step towards putting China Teas on a level with untaxed competitors will not be of much benefit to the trade. The transport of some 3 millions of pounds by the Siberian Railway was a new departure which will be watched with great interest, and one which might lead to important developments if the Chinese could be induced to pay more attention to quality. Some reduction in the heavy Import Duty charged in Russia would be of great assistance to the trade, especially as Russia is now the principal purchaser of Black Teas. The total export of all kinds of Tea was about 31 per cent. higher than in 1901; but the shipments to Great Britain showed no improvement, although the deliveries from bond in London from June to December were better by 3 millions of pounds. The United States took 168,501 piculs of Black Tea, as against 96,820 piculs in the previous year, and 126,196 piculs of Green Tea, as against 86,747 piculs. This is explained by the fact that the War Tax of 10 gold cents per pound was to be removed on the 1st January 1903, and stocks had been reduced to a minimum to escape the expense of bonding. Moreover, it is anticipated that lower prices in consequence of the removal of the Duty will increase the demand. Black Tea *via* Kiakhta rose from 17,705 to 66,464 piculs, presumably because the route was safe again after the late disturbances. The export of Brick Tea showed a considerable advance, Black Brick having improved from 244,565 to 483,105 piculs, and Green Brick from 48,957 to 86,932 piculs. Congou Tea consumed east of Irkutsk was formerly free from Duty, which has now been imposed; the consequence has been that its place is being taken by Brick Tea, of which a finer quality is now demanded. Ceylon Dust, which is blacker in colour than China Dust, is imported to improve the quality and appearance of the Bricks. It may be mentioned that the export of Green Tea from Ceylon to the United States, which was till lately the monopoly of China, rose from 797,796 pounds in 1901 to 1,968,456 pounds in 1902. It is to be regretted that the Chinese Government and the Tea guilds do not take more energetic measures to assist this valuable but moribund trade.

The year was not favourable to the Silk industry. Warm weather in the early part of April hatched the eggs before the mulberry leaves were ready, and a large proportion of the young worms had to be destroyed. The weather during the rearing season was damp and cold, and the surviving worms, enfeebled by the disease which nothing has been done to check, and having no proper protection against variations in temperature, yielded a crop of Silk poor in quality and quantity. The second crop, produced under more favourable conditions as regards weather, turned out unusually well; but the total production is said to have been very short of the average. Owing to a steady demand from Europe and America, the short outturn, and the fall in exchange, prices rose so much that the silver value of the trade exceeded that of the previous year. Steam Filatures began the year under unfortunate circumstances, as the owners had made contracts for Cocoons at reasonable prices early in March and April, and, having sold part of their production forward at prices yielding a fair profit, found the Cocoon contractors unable to carry out their contracts, owing to the unprecedented prices asked for

Cocoons by the farmers. Fortunately, Cocoons of the second crop were obtained at comparatively cheap rates, so that the final result of the year's working was fairly satisfactory.

(c.) *Re-exports*.—The value of Foreign Imports re-exported to Foreign countries was *Hk. Ts.* 10,182,406, consisting principally of Piece Goods, Indian Yarn, Lastings, Spanish Stripes, Iron Sheets and Plates, Tinplates, Coal, Raw Cotton, Aniline Dyes, Ginseng, Machinery, Household Stores, and Formosan Tea,—sent to America, Corea, Hongkong, and Japan.

4°. *SHIPPING*.—Entries from Foreign ports were 8,737 vessels, aggregating 7,224,000 tons, as compared with 7,757 vessels, having a total tonnage of 6,339,000 tons, in 1901. Coastwise entries were 25,678 vessels, making 19,749,000 tons, as against 24,438 vessels, representing 17,853,000 tons, in 1901. The total tonnage, entries and clearances, was 53,990,000 tons; and of this total Great Britain contributed 50 per cent.; China, 17 per cent.; Japan, 14 per cent.; Germany, 13 per cent.; France, 1.50 per cent.; Norway, 1.50 per cent.; Russia and America, each 1 per cent.; all other flags, 1 per cent.

5°. *TREASURE*.—The movements of Gold and Silver Bullion between China and Foreign countries, as reported to the Customs, show a net export of Gold worth *Hk. Ts.* 9,410,222 and a net export of Silver to the value of *Hk. Ts.* 13,844,654. As this statement of the export of Silver might, without explanation, confirm the alarmist reports which have appeared in certain publications that a drain has set in to meet the payments on account of the Indemnity, it is considered well to print the following Table showing how the figures are arrived at. It will

IMPORTS AND EXPORTS OF SILVER.

(Values in Haikwan Taels at Current Rates.)

COUNTRIES FROM WHICH IMPORTED AND TO WHICH EXPORTED.	IMPORTS.				EXPORTS.				NET IMPORTS.	NET EXPORTS.	
	Bars.	Sycee.	Dollars.	Other Coins.	Bars.	Sycee.	Dollars.	Other Coins.			
	<i>Hk. Ts.</i>	<i>Hk. Ts.</i>	<i>Hk. Ts.</i>	<i>Hk. Ts.</i>	<i>Hk. Ts.</i>	<i>Hk. Ts.</i>	<i>Hk. Ts.</i>	<i>Hk. Ts.</i>	<i>Hk. Ts.</i>	<i>Hk. Ts.</i>	
Europe.....	1,585,900	...	175,690	140	381,080	409,729	132,800	42,900	795,221	...	
Manila.....	79,500	79,500	
America.....	2,078,884	...	49,120	2,128,004	...	
India, Burma, etc.	13,133	3,600	1,225,320	2,645,400	...	80,636	...	3,934,623	
Straits Settlements	181,156	87,862	...	93,294	...	
Vladivostock.....	750	1,500	18,244	15,994	
Corea.....	...	1,505	139,235	1,067	2,190	...	139,617	...	
Saigon and Tonkin.....	1,008,899	818,172	4,200	186,527	...	
Hongkong and Macao.....	597,522	...	11,285,324	7,330	73,800	222,286	23,154,677	243,700	...	11,804,287	
Japan.....	491,579	4,814	493,549	1,600	...	849,906	246,521	360	...	105,245	
Formosa.....	249,122	1,463,203	1,214,081	
Other places.....	...	28,365	37,695	14,050	85,597	33,587	
TOTAL.....	4,753,885	34,684	13,633,673	15,237	1,680,200	4,141,371	26,088,766	371,796	3,342,663	17,187,317	
	TOTAL IMPORTS, <i>Hk. Ts.</i> 18,437,479				TOTAL EXPORTS, <i>Hk. Ts.</i> 32,282,133						
NET EXPORTS.....	<i>Hk. Ts.</i> 13,844,654								<i>Hk. Ts.</i> 13,844,654.		

be seen that of the *Hk. Ts.* 13,844,654 no less a sum than *Hk. Ts.* 11,869,353 represents the balance of exchanges in Dollars with Hongkong. The price of Dollars throughout the year having been above the parity of Silver, it is certain they were not sent abroad from Hongkong, and are destined to filter back to the mainland. The "Other Coins" refer to Rupees, etc., and

may be disregarded. Consequently, taking only the figures for Bar Silver and Sycee, we find there was a net recorded export of *Hk. Ts.* 1,033,002 only. Considered in connexion with the large imports during 1900, which had no relation to Foreign commerce but were brought in for the support of military contingents now withdrawn, a still larger export would have been without any serious significance.

6°. VALUES.—The estimated value of the Foreign Import and Export trade, exclusive of Bullion, is calculated on the same principle as in former Reports; but Import Duties and charges have not been deducted in the case of some ports which recorded the landing values upon which 5 per cent. Import Duties were calculated.

	<i>Hk. Ts.</i>		<i>Hk. Ts.</i>
Net Imports (recorded landing values) . . .	223,205,438	Exports to Foreign countries, market value	214,181,584
„ (recorded market values) . . .	92,158,467		
	<u>315,363,905</u>		
From market values deduct :—		Add Duty, estimated at	4,791,167
Import Duties	2,366,032	Add 8 per cent. on market value for } charges, etc.	17,134,527
Opium Duty and Likin	5,638,206		
7 per cent. for charges, etc.	6,451,092		
	<u>14,455,330</u>		
Imports, value at moment of landing . . .	<u>300,908,575</u>	Exports, value at moment of shipment . . .	<u>236,107,278</u>

F. E. TAYLOR,

Statistical Secretary.

SHANGHAI, 23rd March 1903.

NEWCHWANG TRADE REPORT,

FOR THE YEAR 1902.

1°. LOCAL.—Extreme cold marked the incoming of the New Year. During the previous December the thermometer had been frequently in the “minuses;” but on the 5th January was recorded the lowest temperature known in this port for many years, — 22° F. The ice in the river—which set fast on the 27th December 1901—was of unusual thickness: the maximum depth was 31 inches, and the mean of a large number of borings gave 25.2 inches. In spite of the severity of the winter, a combination of southerly wind and strong tide proved too much for the frozen river. The ice broke up on the 11th March, and the first steamer of the season arrived on the 15th. The shipping activity, which was a feature of the year, displayed itself from the start. Over 11,000 Chinese passengers poured into the port by steamer before the end of March. Labour seemed to be in high demand in Manchuria. Wages were offering in these provinces which must have looked like affluence to the poor inhabitants of Chihli and Shantung. For the first half of the summer Imports arrived in large and Exports left in fair quantities. The prospect was that of an unusually successful year. The anticipation, however, was scarcely realised. Money seems to have been scarce in the interior of Manchuria. Many accounts were outstanding since 1900 and 1901, and banks and capitalists were unwilling to give further facilities until old scores were settled up. The market for Beans and Bean products in South China was seriously affected by the drought, famine, and consequent diminution of purchasing power in the Swatow district, and by the great fire in Amoy in October. Drought also worked its share of harm in the Manchurian provinces, where in many districts not much more than a “five-tenths crop” was gathered in. The Native Opium crop was, however, a very full one; and in spite of the difficulties with the gold exchange, the direct trade with Foreign countries, both in Imports and Exports, was greater than has ever been recorded here before. The net result was that the traffic, both in steamers and junks, showed a fair increase over that of 1901. The year was not a brilliant one; the Native merchants even describe it as a poor one. But that it should have been as good as it was in the face of circumstances on the whole adverse is significant of its vitality. The trade values of the year in comparison with those of 1901 are shown in the following table:—

	1901.		1902.	
	FOREIGN CUSTOMS.	NATIVE CUSTOMS.	FOREIGN CUSTOMS.	NATIVE CUSTOMS.
	<i>Hk. Ts</i>	<i>Hk. Ts</i>	<i>Hk. Ts</i>	<i>Hk. Ts</i>
Foreign Imports	17,148,289	51,243	18,315,575	6,981
Native "	6,475,171	10,201,780	7,030,037	12,306,785
Exports	18,742,220	6,156,991	17,524,957	5,411,032
TOTAL..... <i>Hk. Ts</i>	42,365,680	16,410,014	42,870,569	17,724,798
	<i>Hk. Ts</i> 58,775,694		<i>Hk. Ts</i> 60,595,367	

If these figures are compared with those of 1899, the record year, it will be found that in Foreign Imports by steamer 1902 actually exceeds that year by a substantial figure, if the

value of Foreign Opium and Railway Material coming in exceptionally in 1899 be deducted; that in Native Imports 1899 was exceeded by over a million taels; and that in Exports only is any diminution noticeable. A new and interesting departure during the year was the initiation of traffic under the Inland Waters Steam Navigation Rules, a start in which was made soon after the opening of the season. Eight small steamers registered for the trade. They are mostly under the Japanese flag, and the average tonnage is 214 tons. The chief place traded to was Lung-k'ou (龍口), a small port and market town in Huang-hsien (黃縣), on the north coast of Shantung. A tow-boat towing lighters also made some trips to Ta-ching-ho (大清河) and Yang-ho (洋河), in Chihli; but the venture does not seem to have been profitable.

2°. REVENUE.—The total Revenue collected at the Foreign Customs was *Hk.Tts* 895,629, or about 19 per cent. more than the 1901 collection, and is the second largest collection made in this port. The principal increase is under the heading of Import Duty. The intakings were some *Hk.Tts* 30,000 less than in 1899; but as in that year over *Hk.Tts* 100,000 were collected on Foreign Opium and Likin—quite an exceptional item in this Opium-growing country, due to the failure of the Opium crop in two successive years,—the Revenue on ordinary merchandise was actually some *Hk.Tts* 70,000 better. This amount was rather more than covered by the increase in our Revenue brought about by the effective 5 per cent. stipulation of the Peace Protocol. The enhanced levy here practically began on 1st April 1902, from which date comparative statistics were kept. The total profit to the Revenue was *Hk.Tts* 74,282. Of this total, the takings on Foreign goods formerly Duty-free brought in *Hk.Tts* 19,187, the difference between the effective 5 per cent. and the old Tariff on ordinary Foreign Imports producing the rest. The Native Customs Revenue for the year was *Hk.Tts* 529,466, or *Hk.Tts* 96,274 more than in 1901. A large growth is discernible in Import Duty. The total Newchwang Customs Revenue for 1902 gathered from the two Custom Houses was *Hk.Tts* 1,425,095.

3°. FOREIGN TRADE.—(a.) Imports.—The gross value of the goods coming directly from Foreign countries was *Hk.Tts* 5,346,306, which is the highest value ever recorded here of Foreign goods coming in this way. The 1899 figures, extraordinary as they were in comparison with those of preceding years, were surpassed by some *Hk.Tts* 67,000, and the 1901 figures were left behind by *Hk.Tts* 1,052,569. Hongkong and Japan between them virtually monopolised the direct importations, Hongkong claiming 55 per cent. and Japan 40 per cent. of the whole. The lists afford satisfactory reading, as not only do what may be called necessaries show expansion, but there seems also to be a growing demand in the three provinces for Foreign luxuries. While this is accounted for, to some extent, by the considerable Foreign element now domiciled in Manchuria, it may also be deduced that there is a constant change for the better in Chinese standards of living. Among Cotton Goods in this table the most important article is Indian and Japanese Cotton Yarn. The Indian variety increased by 14,955 piculs, but Japanese Yarn arrived in almost precisely the same quantity as in 1901. Woollen Goods and Metals coming direct do not merit much notice; but among Sundries we find a number of valuable items. Inferior Cardamoms rose from 84 piculs in the year before to 272 piculs. This spice, also called Grains of Paradise, is largely used here as a medicine, being said to have digestive properties. Growth is to be noted in the importations of Fine and Coarse Chinaware, Cigarettes, and Coal, the last two items being principally for Foreign use. Of the 108,713 tons of Coal which arrived, 87,491 tons were for the railways. American Flour, on the other hand, dropped to 32,444 piculs from 50,693 piculs in 1901. The demand for American Flour is of comparatively recent growth. A few years back the Chinese found out that it was of far superior quality to, and about equal in price with, Native-ground Flour, and it speedily came into favour. The "Red Bear" is the favourite chop; it and one or two other American brands are called

chéng p'ai-tzū, or the "correct brand," all other chops being stigmatised as *tsa p'ai-tzū*, or "unclassified brands." These latter brands, however, in view of their cheapness, are coming in as a serious competitor. Most of them are Chinese Flour ground in Shanghai and elsewhere. Two steam Flour mills are at work at Harbin, one, owned by the Chinese Eastern Railway, has a capacity of 126,392 pounds daily, and the other a capacity of 21,667 pounds daily. There is a number of steam and water Flour mills in the Southern Ussuri district; but so far their competition does not seem to have affected the importation of American Flour. The number of Cow and Buffalo Hides coming in showed great augmentation; the fact is curious, as an effort is now being made to export Hides from this port. An increased interest in personal appearance would seem to be betrayed by the arrival of 609,323 Looking-glasses and Mirrors, against 235,036 in the preceding year. The value of Foreign Medicines quadrupled that of 1901. Seaweed fell off, the supply of local vegetables being presumably fuller than usual. Another evidence of civilisation appears in the ever-growing demand for Soap. But still more significant of progress is the growth of the demand for Sugar: 140,500 piculs of Brown and 54,209 piculs of White Sugar arrived during the year, the respective 1901 figures being 87,689 piculs and 17,571 piculs. The Manchurian Chinese is said to eat "salt," in contrast to his southern Chinese brother, who eats "sweet." Salt is cheap in Southern Manchuria, owing to the absence of the monopoly prevailing in China proper, which no doubt sufficiently accounts for its popularity. But with the growth of purchasing power, Sugar is certainly becoming more popular. An interesting point arises whether the sugar beet could be grown in Manchuria. So far the three provinces produce no Sugar, and a fine field offers to the Hongkong refineries. But if soil and climate should be suitable for the cultivation of beet sugar, a new and valuable industry and source of wealth might be established.

(b.) *Exports*.—The value of Native produce going directly to Foreign ports during the year was *Hk.Ts.* 8,733,415. These are again the largest figures known, the 1899 total being exceeded by some *Hk.Ts.* 40,000. Japan took 91 per cent. of the whole, Hongkong being the next largest customer. As usual, Beans and Bean products constituted the bulk of this trade, their value being 88 per cent. of the total. Comparing with the quantities in 1901, we find augmentation in both Beans and Beancake; while of Bean Oil, of which only 1,700 piculs left in the previous year, the export figures were 31,583 piculs. Sesamum Seed and Wild Raw Silk also progressed to a satisfactory extent.

(c.) *Re-exports* to Foreign countries were valued at *Hk.Ts.* 16,043.

4°. *COAST TRADE*.—(a.) *Original Shipments Coastwise*.—It is this branch of our trade during the year that we find least satisfactory. The value of Native produce shipped to Chinese ports was *Hk.Ts.* 8,791,542, a heavy falling off in comparison with the value in the preceding year, which recorded a total of *Hk.Ts.* 11,439,134. Contrasting the figures with those of 1901, we find that in the year under discussion the northern and Yangtze ports took a few more of our products, but that the central and southern ports offered a greatly weakened market. This is to be attributed, as mentioned above, to drought and famine at Swatow and to fire at Amoy. A new field of consignment is to be noted, that of "Inland Waters places," which took *Hk.Ts.* 174,850 worth of goods. Beans and Beancake, which form the backbone of this list, show, as was to be anticipated, serious retrogression; but Bean Oil increased from 207,487 piculs in 1901 to 250,160 piculs in 1902. The export of this valuable article increases steadily year by year. If the 10 years table—1893—1902—be referred to, the striking growth of the Export figures will be seen, the average yearly quantity exported during the last five years of the decade being more than twice the average yearly quantity of the first five years. There are 14 Bean mills operating in Yingkow, four of them being steam-mills. Native Ginseng fell away. Young

Deer Horns increased somewhat, but Medicines show a lower weight and value, when compared with the figures of the foregoing year. Samshu, the distilling of which is another important local industry, showed an unprecedented prosperity—21,533 piculs left the port, against 15,005 piculs in 1901. Turning to the junk trade, we find here also a decline, though not to the same extent as in the steamer traffic. The Exports by junk to Chinese ports in 1902 were worth *Hk.Tts.* 5,411,032, the corresponding figures in 1901 having been *Hk.Tts.* 6,156,991. Beans and Beancake fell heavily. Grain, however, the various kinds of which form the staple Export cargo in junks, showed generally an improvement. In comparison with the totals in 1901, Maize leaped from 3,463 to 45,613 piculs; Millet, from 955,996 to 973,068 piculs; and Wheat, from 11,912 to 23,328 piculs. Large as the figures were by steamer, Bean Oil was carried away in junks to the great amount of 447,178 piculs, the exportation of the preceding year having been 336,063 piculs. In Samshu also the junks got the lion's share of the freight—33,515 piculs left, against 20,555 piculs in 1901.

(b.) *Reshipments Coastwise.*—Re-exports of Native goods to Chinese ports only reached a value of *Hk.Tts.* 32,609; but the reshipments by junk were worth *Hk.Tts.* 221,551. This, however, as remarked in the 1901 Report, is only a distribution trade. The most important item re-exported by junk is Salt, which comes here in great quantity from the pans situated at the mouth of the Liao River; 296,801 piculs were re-exported.

(c.) *Coastwise Arrivals.*—The value of Foreign goods coming by steamer from Chinese ports was *Hk.Tts.* 12,969,269, the figures differing but little from the corresponding ones of 1901. Native goods show a substantial increment in value—from *Hk.Tts.* 6,475,171 in 1901 to *Hk.Tts.* 7,030,037 in 1902. Looking first at Foreign goods, we find that Grey and White Shirtings give better results than any recorded during the past decade. American Drills, however, declined heavily, only 343,855 pieces having been imported, against 546,123 pieces and 584,877 pieces in 1901 and 1899 respectively. Of American Sheetings, over 1,000,000 pieces passed the Customs, these figures having been slightly exceeded once before only, in 1899. 98,754 piculs of Indian Cotton Yarn, value *Hk.Tts.* 2,468,849, arrived coastwise during the year, the 1901 returns being better by some 20,000 piculs. Woollen Goods generally showed some improvement. Of Plain and Figured Lastings, 3,929 pieces were imported, against 1,412 pieces in 1901; of Long Ells, 6,151 pieces, against 4,730 pieces; of Russian Cloth, 490 pieces, against 264 pieces; and of Italian Cloth, 3,339 pieces, against 1,588 pieces. The total quantity and value of Metals imported is considerable. The Manchurian provinces require Iron in great quantity, and will continue to do so until the day that their own large mineral wealth is exploited. Among Sundries there is a remarkable decline in the importation of American Kerosene Oil, which dropped to 603,180 gallons, in contrast to the 3,172,000 gallons which came in the previous year. This is the lowest importation recorded since 1896. The decline cannot be attributed to loss of popularity, for, as with Flour, Oil is divided into two classes, "correct" and "otherwise," American Kerosene being the "correct" brand. The reason is to be sought in its high silver price during the year, due to the rise in the gold exchange. The poorer class of buyer found Foreign Oil simply beyond his means. Though the bulk of the Sugar imported comes direct, the coastwise arrivals were not insignificant, 21,022 piculs of White Sugar having come in, against 7,221 piculs in 1901. Turning to Native goods, the removal of the Duty on Books seems to have had a salutary effect, as *Hk.Tts.* 25,000 worth of literature came in, against *Hk.Tts.* 9,293 in 1901. China-root and Fine and Coarse Chinaware made good progress in comparison with the arrivals in the year before. Native Cloth and Nankeens have grown to be a very important item on this list, as will be seen by a glance at the 10 years table. Coal arrived to the extent of 30,304 tons, against 8,655 tons in 1901. This is entirely Tongshan Coal,

and it is used in hongs and houses, Chinese and Foreign, here and inland. There is a growing demand among the Chinese here for Coal, owing to the scarcity of firewood and the high price of millet-stalk, and it is said that many of the wealthier Chinese are using Foreign stoves. Unclassed Flour grew greatly, 17,967 piculs having come in, against 2,740 piculs in 1901. Native Sugar does not seem to have suffered from the competition of the Foreign article, as in this table also is to be noted a large increase in White Sugar. In the arrivals by junk we find that Foreign goods coming from Chinese ports during the year were valued at *Hk.Ts.* 6,981 only, but Native goods reached the high value of *Hk.Ts.* 12,306,785, or nearly twice the value of the Native wares carried by steamer. The article in this list which dwarfs all others is Native Cloth and Nankeens, of which the great quantity of 172,891 piculs, valued at over 8 million taels, arrived. This commodity alone represents in value 66 per cent. of the Import trade in junks. It is to be remembered that Native Cloth is also spun, mainly from Foreign Yarn, in every Manchurian village, and also that a large quantity comes in by steamer. The consumption in these provinces is therefore very large. An interesting field of inquiry is how far Foreign Cottons can compete with the Native article. Statistical comparisons are unobtainable, as the total production of Native Cloth in Manchuria is unknown; but a Chinese will say that eight-tenths of the cotton clothing used in these regions is Native, two-tenths Foreign. The Native Cloth is said to be stronger, and to survive longer the drastic methods of the Chinese washerwoman. But Foreign Cloth is finer, gives a better appearance, and a respectable Chinese thinks it only seemly to appear with his outer garments made of it. Lo-hai Paper fell off in value as compared with the figures in the year before. 245,282 piculs of Salt were brought into the port by boat during the year, but the whole was re-exported.

5°. INLAND TRANSIT.—(a.) *Inwards*.—A few articles, mostly Piece Goods, went inland under Transit Pass; the total value was only *Hk.Ts.* 2,061.

(b.) *Outwards*.—116 piculs of Wild Raw Silk came down from the interior under Outward Transit Certificate.

6°. SHIPPING.—The shipping figures for the year far transcend any previously recorded. The total tonnage entered and cleared comprised 1,430 vessels, of 1,104,778 tons, exceeding that of the previous maximum year, 1899, by 266 vessels and 98,360 tons. Of this total, the small steamers under the Inland Waters Steam Navigation Rules accounted for 138 vessels, of 28,080 tons. The swelling of the shipping lists is a noticeable feature of the year's trade. Large as is the anchorage, there were times during the year, especially towards the close of the season, when it presented a very crowded appearance. On the 18th November there were actually 36 steamers in port, their total net tonnage being 31,886 tons; as this gives an average tonnage of 886, it will be seen that large vessels formed the majority. The Japanese flag retains its position at the head of the list, with 710 vessels and 491,448 tons, against the British 374 vessels and 350,850 tons. The American flag did not appear during the year, and the German and Norwegian flags came next in importance. The Native Shipping table gives 5,180 junks, with a capacity of 3,358,623 piculs, entered, and 8,089 junks, of 4,116,186 piculs, cleared, during the year, the excess of clearances being due to up-river boats leaving for places near by, such as Kaichow.

7°. PASSENGER TRAFFIC.—The table shows 85,812 passengers arrived and 44,991 left during the year. The greatest traffic was with Chefoo; but a very good trade in passengers was done to inland places, chiefly Lung-k'ou, in Shantung, 8,986 having gone to and 10,618 come from these places.

8°. TREASURE.—Large quantities of Treasure were exported to Chefoo and Shanghai during the summer and autumn. Various reasons are given for this: at Chefoo \$80 could be obtained for one shoe of Sycee, against \$75 to \$76 obtainable locally; after the first

day of the sixth moon—an important settling day in Newchwang—cash payment was demanded for purchases at Shanghai; and during the summer the discount on small change here rose to 14 per cent., a much higher rate of discount than that prevailing in the South. The total value of Sycee and Silver Coin exported during the year amounted to *Hk. Tts.* 2,493,249, against *Hk. Tts.* 2,543,683 in 1901; and imports were *Hk. Tts.* 1,648,355, against *Hk. Tts.* 3,924,543 in the year before. Copper Cash were exported to Inland Waters places in Shantung to the value of *Hk. Tts.* 14,212—a profitable transaction, as there only 6 *tiao* had to be paid for *Tts.* 1, whereas here the average rate was 9 *tiao* = *Tts.* 1. Gold Bars and Shoes were exported to Shanghai to the value of *Hk. Tts.* 313,762, the smallest amount on record, except in 1901. The reason assigned for this is that the dealers at the great Heilungchiang Gold mart—Ai-hui-ch'êng (愛輝城)—suffered great losses in 1900 and 1901, in consequence of which many of them withdrew from the trade. Such Gold as was exported came chiefly from Kirin, Kuan-ch'êng-tzū, and Moukden. Owing to the difficulty of transport on account of robbers, Gold was very dear here, and the business was unremunerative. Russian Rouble Notes were also exported from here to the value of *Hk. Tts.* 658,029, against *Hk. Tts.* 11,600 imported; but it is asserted that at least the same amount left the port without being passed through the Customs. The average rate at Newchwang was 1 rouble = *Tts.* 0.905, whereas at Shanghai roubles could be sold at *Tts.* 0.95, thus giving a profit of 3 to 4 per cent. Exchange between Shanghai and Newchwang fluctuated considerably. In the spring a premium of as much as 3 per cent. was received at Newchwang for a draft on Shanghai, *i.e.*, *Newchwang Tts.* 1,030 (transfer money, which is difficult to realise in hard sycee) had to be paid for *Shanghai Tts.* 1,000; but in the autumn a small premium had to be paid for a draft on Shanghai.

9°. OPIUM.—(a.) *Foreign.*—Only 19 piculs of Foreign Opium were imported.

(b.) *Native.*—The Opium crop in Manchuria was excellent, and 865 piculs of Opium, valued at *Hk. Tts.* 346,000, came from inland and reported at the Native Customs for payment of the Opium tax. Of this amount, 110 piculs were exported by steamer to Chinese ports—71 piculs going by small steamer to Lung-k'ou, in Shantung—and 1.34 piculs left in junks; of the residue, part was no doubt consumed locally, and part, it is much to be feared, was smuggled out of the port, as persistent efforts were made to conceal Opium in outgoing steamers. A large number of seizures was made by this office; the quantities seized were usually small, but the whole aggregated to a total of 13.10 piculs.

10°. MISCELLANEOUS.—The Provisional Administration effected some considerable improvements at the east end of the town during the year. The road from the Kuan T'ing to the East Gate was paved, and two good bridges were placed over the East Tidal Creek. The Public Park was laid out and planted with trees. Water was very scarce, the rainfall for the year having only been 7 or 8 inches. If this port is to maintain a large and growing population, the question of an adequate water supply cannot be neglected much longer. Arrangements were made in the summer with the Sicawei Observatory, by which the storm and typhoon warnings were communicated to this port by telegraph and signalled to the shipping from the Customs flagstaff. The winter mails reverted to the Chinwangtao route, and, in spite of some difficulty in conveying them across the river full of floating ice, reached the port regularly. The Shanhaikwan Railway was returned to the Chinese authorities on the 8th October.

CECIL A. V. BOWRA,

Acting Commissioner of Customs.

NEWCHWANG, 5th February 1903.

NEWCHWANG TRADE RETURNS,

FOR THE YEAR 1902.

A.—GENERAL TABLES.

TABLE No. I.—SHIPPING.

Number and Tonnage of Vessels Entered and Cleared under each Flag,
for the Year ended 31st December 1902.

a.—Under General Regulations.

FLAG.	STEAMERS.													
	ENTERED INWARDS.						CLEARED OUTWARDS.						TOTAL ENTERED AND CLEARED.	
	With Cargo.		In Ballast.		TOTAL.		With Cargo.		In Ballast.		TOTAL.			
	No.	Tons.	No.	Tons.	No.	Tons.	No.	Tons.	No.	Tons.	No.	Tons.	No.	Tons.
British.....	129	127,571	44	46,684	173	174,255	151	151,735	22	22,520	173	174,255	346	348,510
German.....	37	29,954	7	6,607	44	36,561	41	34,253	3	2,308	44	36,561	88	73,122
French.....	2	500	2	500	2	500	2	500	4	1,000
Dutch.....	3	3,606	3	3,606	3	3,606	3	3,606	6	7,212
Danish.....	1	869	1	869	1	869	1	869	2	1,738
Norwegian.....	32	27,451	8	6,567	40	34,018	30	24,387	10	9,631	40	34,018	80	68,036
Russian.....	1	891	2	332	3	1,223	1	891	2	332	3	1,223	6	2,446
Japanese.....	177	150,383	121	81,474	298	231,857	219	197,917	79	33,940	298	231,857	596	463,714
Chinese.....	71	50,066	9	4,397	80	54,463	46	39,970	34	14,493	80	54,463	160	108,926
Total Steamers.....	451	390,791	193	146,561	644	537,352	491	452,759	153	84,593	644	537,352	1,288	1,074,704
FLAG.	SAILING VESSELS.													
	ENTERED INWARDS.						CLEARED OUTWARDS.						TOTAL ENTERED AND CLEARED.	
	With Cargo.		In Ballast.		TOTAL.		With Cargo.		In Ballast.		TOTAL.			
	No.	Tons.	No.	Tons.	No.	Tons.	No.	Tons.	No.	Tons.	No.	Tons.	No.	Tons.
British.....	2	997	2	997	2	997	2	997	4	1,994
Total Sailing Vessels	2	997	2	997	2	997	2	997	4	1,994
GRAND TOTAL...	453	391,788	193	146,561	646	538,349	493	453,756	153	84,593	646	538,349	1,292	1,076,698

b.—Under Inland Steam Navigation Rules.

FLAG.	ENTERED INWARDS.						CLEARED OUTWARDS.						TOTAL ENTERED AND CLEARED.	
	With Cargo.		In Ballast.		TOTAL.		With Cargo.		In Ballast.		TOTAL.			
	No.	Tons.	No.	Tons.	No.	Tons.	No.	Tons.	No.	Tons.	No.	Tons.		
	British.....	4	57	8	116	12	173	3	42	9	131	12	173	24
Japanese.....	40	10,189	17	3,678	57	13,867	44	11,396	13	2,471	57	13,867	114	27,734
TOTAL.....	44	10,246	25	3,794	69	14,040	47	11,438	22	2,602	69	14,040	138	28,080

TABLE No.-II.—GROSS AND NET VALUES OF THE TRADE OF NEWCHWANG,
1900 TO 1902.

	1900.		1901.		1902.	
	NET VALUES.	GROSS VALUES.	NET VALUES.	GROSS VALUES.	NET VALUES.	GROSS VALUES.
FOREIGN GOODS.	<i>Hk. Tls</i>	<i>Hk. Tls</i>	<i>Hk. Tls</i>	<i>Hk. Tls</i>	<i>Hk. Tls</i>	<i>Hk. Tls</i>
Imported from Foreign Countries and Hongkong.....	2,682,420		4,293,737		5,346,306	
Imported from Chinese Ports.....	5,488,632		12,854,552		12,969,269	
Total Foreign Imports.....		8,171,052		17,148,289		18,315,575
Re-exported to Foreign Countries and Hongkong...	58,402		11,619		13,900	
Re-exported to Chinese Ports (chiefly to Northern and Central Ports).....	380,216		79,857		115,882	
Total Foreign Re-exports.....	438,618		91,476		129,782	
Net Total Foreign Imports.....	7,732,434		17,056,813		18,185,793	
NATIVE PRODUCE.						
Imported (chiefly from Central and Southern Ports)		3,074,366		6,475,171		7,030,037
Re-exported to Foreign Countries.....	3,048		674		16,043	
Re-exported to Chinese Ports.....	246,666		11,321		32,609	
Total Native Re-exports.....	251,714		11,995		48,652	
Net Total Native Imports.....	2,822,652		6,463,176		6,981,385	
Native Produce of local origin Exported to Foreign Countries.....	3,905,364		7,303,086		8,733,415	
Native Produce of local origin Exported to Chinese Ports.....	7,564,193		11,439,134		8,791,542	
Total Exports of local origin....		11,469,557		18,742,220		17,524,957
Gross Value of the Trade of the Port.....		22,714,975		42,865,680		42,870,569
Net Value of the Trade of the Port, i.e., Foreign and Native Imports less Re-exports, and Native Exports of local origin.....	22,024,643		42,262,209		42,692,135	

TABLE No. III.—TRADE IN FOREIGN GOODS.—Imports and Re-exports.

DESCRIPTION OF GOODS.	Classifier of Quantity.	IMPORTS FROM FOREIGN COUNTRIES AND HONGKONG.		IMPORTS FROM CHINESE PORTS.		RE-EXPORTS TO FOREIGN COUNTRIES AND HONGKONG.		RE-EXPORTS TO CHINESE PORTS.		NET TOTAL IMPORTS.	
		Quantity.	Value.	Quantity.	Value.	Quantity.	Value.	Quantity.	Value.	Quantity.	Value.
OPIUM :—											
Malwa.....	Piculs	...	Hk. Tls	1.00	Hk. Tls	800	Hk. Tls	3.13	Hk. Tls	2,500	Hk. Tls
Patna.....	"	18.00	...	14,400	18.00	14,400
COTTON GOODS :—											
Shirtings, Grey, Plain.....	Pieces	761	2,664	144,936	507,276	328	1,148	145,369	508,792
" Grey, Plain, Ja-panese.....	"	600	2,100	200	700	800	2,800
" White, Plain.....	"	36	108	83,559	250,677	300	900	83,295	249,885
White Irishes.....	"	17,311	86,555	17,311	86,555
Long Cloth.....	"	4	26	4	26
Shirtings, White, Figured, Brocaded, and Spotted.....	"	100	400	100	400
" Dyed, Plain.....	"	1,820	7,280	1,820	7,280
T-Cloths, Dyed.....	"	30	120	30	120
Shirtings, Dyed, Figured, Brocaded, and Spotted.....	"	1,524	6,858	1,524	6,858
Dyed Cotton Metz Cords.....	"	30	75	30	75
T-Cloths, 32 inches.....	"	1,400	3,500	1,400	3,500
" Japanese, 32 inches.....	"	17,512	52,536	600	1,800	18,112	54,336
" " 36 ".....	"	1,200	3,600	250	750	1,450	4,350
Drills, English.....	"	1,597	5,590	1,597	5,590
" American.....	"	1,650	6,600	343,855	1,375,420	345,505	1,382,020
" Japanese.....	"	720	2,520	720	2,520
Jeans, English.....	"	19,602	68,607	19,602	68,607
" American.....	"	73,620	257,670	73,620	257,670
Sheetings, English.....	"	1,150	4,025	17,131	59,959	18,281	63,984
" Indian.....	"	270	864	270	864
" American.....	"	5,850	23,400	1,085,302	4,341,208	1,000	4,000	1,090,152	4,360,608
" Japanese.....	"	11,100	15,072	11,100	15,072
Chintzes and Furnitures.....	"	663	3,315	663	3,315
Cotton Prints, Plain.....	"	80	240	39,948	119,844	1,043	3,129	38,985	116,955
Printed T-Cloths.....	"	176	352	176	352
" Cotton Twills.....	"	597	2,090	1,348	4,718	30	255	1,915	6,553
Turkey Red Shirtings.....	"	2,290	11,450	2,290	11,450
" Cambrics.....	"	4,783	14,349	4,783	14,349
Cotton Lastings, Plain and Figured.....	"	25,886	129,430	25,886	129,430
" Italians, Plain and Figured.....	"	1,804	16,236	71,278	641,502	684	6,156	72,398	651,582
" Checks, Dyed.....	"	240	840	240	840
" Figures.....	"	80	260	80	260
" Dyed.....	"	1,023	5,115	1,023	5,115
" Damasks.....	"	44	753	44	753
" Crimps.....	"	70	52	296	746	366	798
Velvets.....	"	17	153	3,046	27,414	3,063	27,567
Velveteens.....	"	4,252	34,016	4,252	34,016
Cambrics, Plain and Printed.....	"	150	550	50	150	100	400
Lawns.....	"	1,000	1,000	6,048	6,048	1,159	1,159	5,889	5,889
Muslins.....	"	9	9	1,708	1,708	1,717	1,717
Dimities.....	"	21	84	21	84
Handkerchiefs, Cotton.....	Dozens	2	2	64,282	48,212	300	225	63,984	47,989
" Cotton, Ja-panese.....	"	14,877	8,095	14,877	8,095
Towels.....	"	99,136	69,395	20	30	99,116	69,365
" Japanese.....	"	22,914	14,256	250	125	22,664	14,131
Blankets, Cotton.....	Pieces	1,680	1,626	44,415	21,210	120	110	45,975	22,726
" " Japanese.....	"	55,514	30,937	2	1	55,516	30,938

TABLE No. III.—TRADE IN FOREIGN GOODS.—Imports and Re-exports—Cont^d

DESCRIPTION OF GOODS.	Classifier of Quantity.	IMPORTS FROM FOREIGN COUNTRIES AND HONGKONG.		IMPORTS FROM CHINESE PORTS.		RE-EXPORTS TO FOREIGN COUNTRIES AND HONGKONG.		RE-EXPORTS TO CHINESE PORTS.		NET TOTAL IMPORTS.	
		Quantity.	Value.	Quantity.	Value.	Quantity.	Value.	Quantity.	Value.	Quantity.	Value.
COTTON GOODS, continued:—											
Cotton Lustres, Dyed.....	Pieces	210	1,260	210	1,260
" Flannel, English.....	"	2	10	2	10
" " American.....	"	4,635	14,283	117	378	4,518	13,905
" " Japanese.....	"	1,241	3,328	30	116	180	458	1,091	2,986
" Ticks.....	"	30	120	30	120
Oxford Shirtings.....	"	60	120	60	120
Velvet Cords.....	"	1,630	33,898	1,630	33,898
Velveteen Cords.....	"	206	3,824	206	3,824
Cotton Cretonne.....	"	56	415	2,179	11,610	2,235	12,025
Japanese Cotton Cloth.....	"	2,946	3,172	41	122	45	135	285	308	2,657	2,851
" " Crape.....	"	3,818	4,791	100	100	3,918	4,891
Mosquito Netting.....	"	4,867	8,927	4,867	8,927
Cottonades and Cotton Goods, Unclassed.....	"	850	4,250	146	947	996	5,197
Cotton Yarn, English.....	Piculs	27	810	187	5,595	214	6,405
" " Indian.....	"	58,805	1,470,125	98,754	2,468,849	157,559	3,938,974
" " Japanese.....	"	14,077	367,322	5,121	143,391	69	1,938	19,129	508,780
" " Thread.....	"	61	2,688	291	29,149	3	301	349	31,536
WOOLLEN GOODS:—											
Camlets, English.....	Pieces	2	32	80	1,280	82	1,312
" " Dutch.....	"	20	600	20	600
Lastings, Plain and Figured	"	3,929	47,148	240	...	3,909	46,908
Long Ells.....	"	6,151	43,057	6,151	43,057
Spanish Stripes.....	"	277	5,540	6	120	271	5,420
Cloth, Broad, Medium, and Habit.....	"	884	38,012	884	38,012
" " Russian.....	"	490	19,600	490	19,600
Blankets.....	Pairs	1,565	3,187	890	2,243	25	80	2,430	5,350
Union or Poncho Cloth.....	Pieces	54	1,188	54	1,188
Flannel.....	"	85	1,628	85	1,628
Italian Cloth, Plain and Figured.....	"	450	4,540	3,339	30,982	3,789	35,522
Woolen Goods, Unclassed.....	"	4	223	4	223
" " Yarn and Cord.....	Piculs	...	33	197	29,497	2	225	195	29,305
MISCELLANEOUS PIECE GOODS:—											
Canvas.....	Bolts	10	100	22	377	32	477
Corduroy.....	Pieces	2,362	56,840	10	250	2,352	56,590
Cotton Reys.....	"	2,250	8,846	2,250	8,846
Silk and Cotton Mixtures {	"	435	1,692	125	1,036	50	750	510	1,978
Plush.....	Piculs	67	25,879	7	3,150	7	3,023	67	26,006
Plush.....	Pieces	8	221	783	22,589	3	45	788	22,765
Tapestry.....	"	6	397	6	397
Miscellaneous Piece Goods, Unclassed.....	"	8	274	8	274
METALS:—											
Iron, Nail-rod.....	Piculs	579	2,293	26,819	81,280	27,398	83,573
" " Bar.....	"	409	900	4,927	15,548	5,336	16,448
" " Hoop.....	"	98	318	935	3,020	1,033	3,338
" " Galvanized.....	"	88	651	88	651
" " Sheets and Plates.....	"	1,071	4,501	6,022	27,280	7,093	31,781
" " Sheets and Plates, Galvanized.....	"	219	1,749	1,595	9,813	1,814	11,562

TABLE No. III.—TRADE IN FOREIGN GOODS.—Imports and Re-exports—Cont^d

DESCRIPTION OF GOODS.	Classifier of Quantity.	IMPORTS FROM FOREIGN COUNTRIES AND HONGKONG.		IMPORTS FROM CHINESE PORTS.		RE-EXPORTS TO FOREIGN COUNTRIES AND HONGKONG.		RE-EXPORTS TO CHINESE PORTS.		NET TOTAL IMPORTS.	
		Quantity.	Value.	Quantity.	Value.	Quantity.	Value.	Quantity.	Value.	Quantity.	Value.
METALS, continued:—											
Iron Wire	Piculs	60	360	2,128	11,963	2,188	12,323
" " Rope	"	7	92	7	92
Old Iron Plates	"	1,164	2,411	23,667	46,610	24,831	49,021
" " Tubes	"	1,481	2,953	16,648	28,949	18,129	31,902
" " Cart Tires	"	5,747	14,381	5,747	14,381
" " Horseshoes	"	1,521	3,872	18,707	38,373	20,228	42,245
" " Railway Spikes	"	1,508	3,015	1,508	3,015
" " Wire	"	3,962	9,581	3,962	9,581
" " Hoops	"	1,244	2,178	2,270	5,108	3,514	7,286
" " Scraps	"	1,810	3,080	4,566	7,466	6,376	10,546
" " Unclassed	"	7,430	12,790	20,825	42,608	26	76	28,229	55,322
Iron Nails	"	315	1,909	4,825	27,591	3	30	5,137	29,470
" Rivets	"	1	6	2	9
" Anchors and Chains	"	181	1,285	181	1,285
" Screws	Gross	640	70	4,308	1,369	4,948	1,439
" Nuts, Bolts, & Washers	Piculs	44	547	44	547
Ironware, Unclassed	"	1,582	3,452	12	102	1,594	3,554
Tin, in Slabs	"	151	6,236	166	6,666	317	12,902
Tinplates	"	197	1,800	2,104	15,208	2,301	17,008
Lead, in Pigs	"	274	1,919	1,337	7,528	1,611	9,447
" " Sheets	"	160	1,091	160	1,091
Copper, Bar and Rod	"	7	144	7	144
" " Sheets and Plates	"	20	899	433	13,695	4	155	449	14,439
" " Old	"	29	489	29	489
" " Wire	"	2	70	19	646	21	716
" " Ingots	"	420	14,700	420	14,700
" " Slabs, Japan	"	101	3,022	101	3,022
Copperware, Unclassed	"	1	54	1	54
Yellow Metal, Sheets and Plates	"	218	6,637	218	6,637
Brass Wire	"	29	1,051	29	1,051
" " Sheets and Plates	"	29	972	29	972
Brassware	"	2	86	5	235	7	321
Steel Bars	"	258	1,816	2,696	16,021	200	1,299	2,754	16,538
" " Wire	"	65	515	65	515
" " Hoops	"	126	504	590	2,345	716	2,849
" " Mild, Bars	"	61	167	61	167
" " Cuttings	"	1,019	2,741	1,019	2,741
Quicksilver	"	24	2,362	14	1,408	38	3,770
White Metal and German Silver	"	661	39,037	31	1,633	630	37,404
" " Wire	"	21	1,344	350	17,053	3	136	368	18,261
Nickel	"	25	1,750	2	111	23	1,639
Zinc, Sheets and Plates	"	6	79	6	79
Coloured and Decorated Tinplates	"	2	63	87	800	89	863
Metals, Unclassed	"	207	1,337	96	586	303	1,923
SUNDRIES:—											
Aniseed, Star	Piculs	570	6,593	257	3,385	827	9,978
Bags, Gunny	Pieces	152,130	15,562	206,300	21,857	68,800	6,510	289,630	30,909
" " Hemp	"	71,980	7,247	56,600	6,494	66,100	7,410	62,480	6,331
" " Straw and Grass	"	89,840	1,648	89,840	1,648
Basins, Tin	Gross	16	112	1,645	12,582	1,661	12,694
Beer and Porter	Value	...	37,123	...	27,583	64,706
Betel-nuts	Piculs	1,497	8,338	1,497	8,338
Bicho de Mar, Black	"	450	19,044	150	6,048	7	358	593	24,734
Birds Nests, 1st Quality	Catties	39	745	23	465	62	1,210

TABLE No. III.—TRADE IN FOREIGN GOODS.—Imports and Re-exports—Cont^d

DESCRIPTION OF GOODS.	Classifier of Quantity.	IMPORTS FROM FOREIGN COUNTRIES AND HONGKONG.		IMPORTS FROM CHINESE PORTS.		RE-EXPORTS TO FOREIGN COUNTRIES AND HONGKONG.		RE-EXPORTS TO CHINESE PORTS.		NET TOTAL IMPORTS.	
		Quantity.	Value.	Quantity.	Value.	Quantity.	Value.	Quantity.	Value.	Quantity.	Value.
SUNDRIES, continued:—											
Birds Nests, 2nd Quality	Catties	36	432	38	575	74	1,007
Biscuits	Value	...	635	...	3,042	3,677
Books, Chinese	Piculs	15	447	47	1,206	62	1,653
Borax	"	293	3,839	36	375	329	4,214
Boxes, Fancy	Gross	233	1,444	4,153	12,989	4,386	14,433
Building Materials	Value	...	990	...	3,329	630	3,689
Butter and Cheese	"	...	55	...	5,573	44	5,584
Buttons, Brass	Gross	8,000	3,490	14,800	8,443	100	20	22,700	11,913
" Fancy	"	535	225	20,416	8,239	20,951	8,464
" Brass, Native	Piculs	32	1,675	3	110	35	1,785
Camphor	"	11	523	91	4,423	102	4,946
" Baroos, Clean	Catties	43	1,405	3	32	46	1,437
Candles	Piculs	10	98	1,754	30,612	1,764	30,710
Cardamoms, Superior	"	53	6,914	12	728	65	7,642
" Inferior	"	272	13,057	38	1,274	8	380	302	13,951
Carpets and Carpeting	Value	...	1,625	...	1,713	3,338
Cement	Piculs	45,092	50,514	1	3	45,093	50,517
Chemical Products	Value	...	18,274	...	769	106	18,937
China ware, Fine	Piculs	2,770	53,811	117	2,290	2,887	56,101
" Coarse	"	2,980	30,530	116	1,361	3,096	31,891
Cigarettes	Value	...	115,644	...	28,837	...	800	...	10,130	...	133,551
Cigars	"	...	1,131	...	5,602	6,733
Cinnabar	Piculs	14	1,456	14	1,456
Clocks	Pieces	3,577	10,579	6,560	9,307	246	272	9,891	19,614
Clothing	Value	...	12,505	...	11,368	...	26	...	437	...	23,410
Gloves	Piculs	87	1,261	18	284	105	1,545
Coal	Tons	* 108,713	760,991	345	2,415	1,205	8,435	2,953	20,671	104,900	734,300
Coke	"	875	12,250	875	12,250
Comforters	Dozens	3,317	6,403	127	220	120	250	25	70	3,299	6,303
Confectionery, in Bottles	Value	...	2,926	...	681	9	...	3,598
Covers, Bed	Pieces	382	296	2,910	4,231	3,292	4,527
Crockery	Value	...	1,573	...	5,073	...	25	6,621
Crocodile Scales	Piculs	15	1,222	15	1,222
Cutlery	Value	...	2,154	...	7,045	55	...	9,144
Dyes and Colours:—											
Aniline	Value	...	250	...	116,328	1,716	...	114,862
Green, Emerald	Piculs	38	1,111	38	1,111
Logwood Extract	"	429	5,745	6	90	423	5,655
Prussian Blue	"	95	2,363	95	2,363
Unclassed	"	69	1,113	69	1,113
Electric Materials	Value	...	392	...	3,601	63	3,930
Enamelware	"	...	1,404	...	32,161	283	33,282
Fans, Fancy	Pieces	71,817	3,583	71,817	3,583
" Paper	"	71,356	4,034	71,356	4,034
Fishery Products, Unclassed	Piculs	11	283	42	943	53	1,226
Flour, American	"	32,444	121,558	4,832	13,831	37,276	135,389
Furniture and Cabinet-makers Materials	Value	...	4,717	...	5,865	400	10,182
Galangal	Piculs	237	1,027	15	67	252	1,094
Ginseng, American, Clarified	"	15	2,195	15	2,195
Glass, Window	Boxes	674	4,206	10,400	57,917	11,074	62,123
Glassware	Piculs	956	14,880	4	76	960	14,956
	Value	...	7,434	...	6,651	481	13,604
Gloves	Dozens	3,049	2,261	312	351	3,361	2,612
Graphophones and Accessories	Value	3,934	155	...	3,779
Gum, Dragon's Blood	Piculs	104	3,824	14	361	1	17	117	4,168
" Myrrh	"	326	3,600	11	114	337	3,714
" Olibanum	"	300	3,902	50	496	350	4,398

* Including 87,491 tons for Railway use.

TABLE No. III.—TRADE IN FOREIGN GOODS.—Imports and Re-exports—Cont^d

DESCRIPTION OF GOODS.	Classifier of Quantity.	IMPORTS FROM FOREIGN COUNTRIES AND HONGKONG.		IMPORTS FROM CHINESE PORTS.		RE-EXPORTS TO FOREIGN COUNTRIES AND HONGKONG.		RE-EXPORTS TO CHINESE PORTS.		NET TOTAL IMPORTS.	
		Quantity.	Value.	Quantity.	Value.	Quantity.	Value.	Quantity.	Value.	Quantity.	Value.
<i>SUNDRIES, continued:—</i>											
Haberdashery and Millinery	Value	...	Hk. Ta 6,570	...	Hk. Ta 7,459	...	Hk. Ta	...	Hk. Ta	...	Hk. Ta 14,039
Hardware	12,334	...	14,781	46	27,069
Hats	Pieces	177	357	686	1,517	863	1,874
" Straw	...	55,326	5,495	612	89	55,938	5,584
Hides, Cow and Buffalo	Piculs	1,983	41,856	46	1,151	2,029	43,007
Horns, Rhinoceros	Catties	1,253	1,690	1,253	1,690
Hosiery	Value	...	1,626	...	1,398	3,024
Isinglass	Piculs	307	16,184	131	6,848	53	2,858	385	20,174
Jewels and Jewellery, Imi- tation	Value	...	3,566	...	2,739	6,305
Lace	2,242	2,242
Lacquerware	Piculs	40	1,643	40	1,643
Lamps and Lampware	Value	...	6,117	...	8,309	14,426
Lead, White	Piculs	2,577	25,729	59	594	20	200	2,616	26,123
Leather	...	1	50	31	1,643	32	1,693
" Articles	Value	...	12,775	...	16,391	199	28,967
Looking-glasses and Mirrors	Pieces	609,323	21,506	30,821	2,119	640,144	23,625
Lung-ngan Pulp	Piculs	119	2,163	263	4,774	382	6,937
Machinery	Value	...	19,895	...	744	160	...	20,479
Machines, Sewing and Knitting	Pieces	40	433	443	5,943	483	6,376
Matches, Wax	Gross	2	12	1,190	3,837	1,192	3,849
" Wood, European	...	10,000	9,400	10	25	10,010	9,425
" " Japan	...	702,550	142,723	6,910	1,776	900	171	708,560	144,328
Medicines	Piculs	1,839	24,769	676	5,602	3	171	2,512	30,200
" Value	19,495	...	13,533	33,028
Milk, Condensed, in Tins	Dozens	18	29	3,244	5,510	80	92	3,182	5,447
Musical Instruments, Un- classified	Value	...	1,065	...	1,534	311	...	2,288
Needles	Mille	200	16	190,155	31,382	190,355	31,398
Nutmegs	Piculs	44	1,137	44	1,137
Oil, Kerosene, American	Galls.	603,180	118,585	603,180	118,585
" Sumatra	80,000	9,500	80,000	9,500
" (Kerosene) Cases and Tins, Empty	Pieces	17,040	2,562	17,040	2,562
Ornaments, Head	Value	...	5,178	...	581	5,759
Paints, Assorted	Piculs	43	429	111	1,383	154	1,812
Paper, 1st Quality	...	4,806	60,477	1,056	17,218	5,862	77,695
" Printing, Japanese	Value	1,050	1,050
" Wall	326	...	2,974	67	...	3,233
Peel, Orange	Piculs	633	1,407	633	1,407
Pepper, Black	...	442	9,254	772	15,569	45	900	1,169	23,923
Perfumery	Value	...	5,817	...	2,027	7,844
Personal Effects	1,112	...	4,866	...	797	...	11,900
Photographic Materials	555	...	9,004	9,559
Pictures and Engravings	647	...	453	1,100
Pottery and Earthenware	Piculs	118	1,138	4	35	122	1,173
Putchuck	...	314	4,890	314	4,890
Railway Plant and Materials	Value	...	1,900	...	30,759	32,659
Raisins	Piculs	1,800	13,313	65	323	18	145	1,847	13,491
Recreation Requisites	Value	...	729	...	1,611	2,340
Religious Objects	1,022	1,022
Resin	Piculs	368	1,080	368	1,080
Rice	...	367	1,426	367	1,426
Rugs and Druggets	Value	...	406	...	12,780	930	...	12,256
Safes	Pieces	11	595	9	640	20	1,235
Safflower	Piculs	117	1,762	117	1,762
Sandalwood	...	686	6,783	59	533	16	156	729	7,160
Sapanwood	...	754	3,816	466	1,971	1,220	5,787

TABLE No. III.—TRADE IN FOREIGN GOODS.—Imports and Re-exports—Cont^d.

DESCRIPTION OF GOODS.	Classifier of Quantity.	IMPORTS FROM FOREIGN COUNTRIES AND HONGKONG.		IMPORTS FROM CHINESE PORTS.		RE-EXPORTS TO FOREIGN COUNTRIES AND HONGKONG.		RE-EXPORTS TO CHINESE PORTS.		NET TOTAL IMPORTS.		
		Quantity.	Value.	Quantity.	Value.	Quantity.	Value.	Quantity.	Value.	Quantity.	Value.	
SUNDRIES, continued:—												
Seaweed, Japan, 1st Quality	Piculs	11,358	28,080	316	831	1,875	4,688	9,799	24,223	
" Russian, 2nd	"	28,130	42,196	28,130	42,196	
Sharks Fins, White	"	166	8,033	166	8,033	
" Prepared	"	54	8,891	5	739	1	50	58	9,580	
Shoes and Boots, Leather and Rubber	Pairs	227	1,067	227	1,067	
Silk and Cotton Ribbons	Value	9,100	9,100	
Silverware	"	267	
Skins (Furs), Fox, Large and Small	Pieces	687	2,061	527	1,041	1,214	3,102	
" Lynx	"	202	1,616	202	1,616	
" Raccoon	"	3,902	2,731	14,131	9,801	18,033	12,532	
" Sundry	"	4	2	10,349	1,681	10,353	1,683	
Soap, Bar	Value	...	7,805	...	18,755	300	...	26,260	
" Toilet	"	...	25,085	...	28,024	219	...	52,890	
Soda	Piculs	238	796	963	2,873	1,201	3,669	
Spirits	Value	...	4,123	...	8,433	12,556	
Stationery	"	...	8,812	...	7,944	142	...	16,614	
Stores, Household	"	...	23,656	...	33,170	...	72	...	1,110	...	55,644	
Stoves	"	...	1,291	...	3,823	55	...	5,059	
Sugar, Brown	Piculs	140,500	59,3025	579	2,605	426	1,865	140,653	59,3765	
" White	"	54,209	297,525	21,022	143,868	342	2,396	74,889	438,997	
" Refined	"	348	2,431	1,285	10,277	1,633	12,708	
" Candy	"	6,069	48,564	57	442	6,126	49,006	
" Cane	"	17,861	53,835	310	730	18,171	54,565	
Telescopes, Spy-glasses, and Optical Goods	Value	...	5,628	...	2,796	208	...	8,216	
Timber, Beams, Hard-wood	Cub. ft.	262	320	30,326	1,075	30,588	1,395	
" Planks, Soft-wood	Sq. feet	64,450	1,475	24,738	1,295	89,188	2,770	
Tin-foil	Piculs	128	10,254	2	126	1	80	129	10,300	
Tobacco, Prepared	"	83	2,432	15	363	12	237	86	2,558	
Tobacconists Sundries	Value	...	1,294	...	1,732	3,026	
Toilet Requisites	"	...	3,426	...	348	...	105	...	80	...	3,589	
Toys	"	...	1,719	...	2,074	3,793	
Trays, Tin	Gross	7	44	256	1,015	263	1,059	
Turmeric	Piculs	5,556	26,631	2,588	12,759	8,144	39,390	
Umbrellas, Cotton	Pieces	322	46	13,320	5,054	13,642	5,100	
" Japanese	"	45,346	14,466	45,346	14,466	
Vermilion	Piculs	102	10,372	80	7,061	182	17,433	
Watches	Pieces	147	589	7,174	21,985	1,411	3,090	5,910	19,484	
Waters, Table	Value	...	11,687	...	5,583	132	...	17,138	
Wine	"	...	4,775	...	17,317	150	...	21,942	
" Japanese	"	...	1,190	...	56	1,246	
Sundries, Unenumerated	"	...	46,230	...	36,472	...	356	...	3,647	...	78,699	
TOTAL	Hk. Ts	5,346,306		12,969,269		13,900		115,882		18,194,482		
Excess of Re-export above Import of some articles during the year.....											Hk. Ts	8,689
NET TOTAL											Hk. Ts	18,185,793

SUMMARY.

IMPORTS from Great Britain.....	<i>Hk. Ta</i>	45,395
" " Hongkong	"	2,963,866
" " British America.....	"	600
" " United States of America.....	"	31,452
" " Continent of Europe, Russia excepted...	"	14,513
" " Russian Manchuria	"	42,469
" " Corea	"	78,307
" " Japan.....	"	2,4329
" " Formosa.....	"	8,043
" " Turkey in Asia, Persia, Egypt, and Aden ..	"	1,338
Total from Foreign Countries	<i>Hk. Ta</i>	5,346,306
Imports from Chinese Ports.....	"	12,969,269
TOTAL FOREIGN IMPORTS	<i>Hk. Ta</i>	18,315,575
RE-EXPORTS to Great Britain.....	<i>Hk. Ta</i>	835
" " Hongkong	"	1,245
" " Corea	"	20
" " Japan	"	11,800
Total to Foreign Countries	<i>Hk. Ta</i>	13,900
RE-EXPORTS to Northern Ports	<i>Hk. Ta</i>	43,806
" " Central Ports.....	"	51,270
" " Southern Ports.....	"	12,968
" " Inland Waters places.....	"	7,838
Total to Chinese Ports	<i>Hk. Ta</i>	115,882
TOTAL FOREIGN RE-EXPORTS	<i>Hk. Ta</i>	129,782
NET TOTAL FOREIGN IMPORTS.....	<i>Hk. Ta</i>	18,185,793

TABLE No. IV.—TRADE IN NATIVE PRODUCE.—Imports and Re-exports:

DESCRIPTION OF GOODS.	Classifier of Quantity.	IMPORTS FROM CHINESE PORTS.		RE-EXPORTS TO CHINESE PORTS.		RE-EXPORTS TO FOREIGN COUNTRIES AND HONGKONG.		NET TOTAL IMPORTS.	
		Quantity.	Value.	Quantity.	Value.	Quantity.	Value.	Quantity.	Value.
COTTON GOODS* :—									
Sheetings.....	Pieces	700	2,450	700	2,450
Cotton Yarn.....	Piculs	2,940	70,562	42	1,008	2,898	69,554
SUNDRIES :—									
Alum, White.....	Piculs	2,425	6,062	2,425	6,062
Arsenic.....	"	163	1,626	163	1,626
Bags, Gunny.....	Pieces	98,515	7,625	98,515	7,625
" Hemp.....	"	37,914	2,941	3,000	300	34,914	2,641
Bamboo Brooms.....	"	336,916	13,094	336,916	13,094
" Canes.....	"	21,764	3,265	21,764	3,265
" Poles.....	"	24,076	3,580	24,076	3,580
" Split, Leaf, etc.....	Piculs	1,577	3,534	1,577	3,534
" Shoots.....	"	4,984	7,300	35	69	4,949	7,231
Bambooware.....	"	424	7,235	9	118	415	7,117
Beads of all kinds.....	"	692	27,683	692	27,683
Beads of all kinds.....	Value	...	1,029	1,029
Books, Printed.....	Piculs	1,004	25,109	1,004	25,109
Brass-foil.....	"	40	2,419	40	2,419
Brassware.....	"	1,149	68,912	1	62	1	27	1,147	68,823
Buttons, Brass.....	"	1,156	57,811	1,156	57,811
" Cap, Coral.....	Pieces	75,908	5,862	75,908	5,862
" " Glass.....	"	413,477	4,250	413,477	4,250
Caps, Felt.....	"	12,430	1,805	12,430	1,805
" Silk.....	"	36,489	18,245	36,489	18,245
Carpets.....	"	3,169	3,169	3,169	3,169
Cassia Lignea.....	Piculs	432	7,783	7	134	425	7,649
" Twigs.....	"	372	1,486	372	1,486
Chillies, Dried.....	"	969	16,463	969	16,463
China-root.....	"	1,906	22,875	61	703	1,845	22,172
Chinaware, Fine.....	"	1,568	86,234	1	57	1,567	86,177
" Coarse.....	"	1,044	14,613	1,044	14,613
Chowchow.....	"	86	4,527	86	4,527
Cinnabar.....	"	42	4,196	42	4,196
Cloth, Native (Nankeens).....	"	19,565	929,341	7	314	19,558	929,027
Clothing, Silk.....	"	2	1,163	2	1,163
" Miscellaneous.....	Value	...	4,382	4,382
Coal.....	Tons	30,304	227,281	280	2,101	35	263	29,989	224,917
Coir and Coirware.....	Piculs	353	1,867	353	1,867
Compo.....	"	52	2,149	52	2,149
Copperware.....	"	19	1,862	19	1,862
Cotton, Raw.....	"	34,563	518,444	63	944	1,041	15,612	33,459	501,888
" Ribbons.....	"	56	3,143	56	3,143
" Old, and Rags.....	"	859	4,407	81	357	778	4,050
" Rouge.....	"	86	1,209	86	1,209
Dates, Black.....	"	155	1,553	155	1,553
" Red.....	"	1,047	5,235	1,047	5,235
Dye-stuff.....	"	2,255	6,010	2,255	6,010
Eggs, Preserved.....	Pieces	89,630	1,075	89,630	1,075
Fan Leaves, Paper.....	"	43,921	1,625	43,921	1,625
Fans, Fancy.....	"	71,936	4,410	1,000	200	70,936	4,210
" Paper.....	"	722,445	50,571	1,000	70	721,445	50,501
" Silk.....	"	5,635	1,676	5,635	1,676
Fire-crackers and Fireworks.....	Piculs	352	7,042	352	7,042
Fishery Products, Unclassed.....	"	80	1,916	80	1,916
Flour, Unclassed.....	"	17,967	56,734	17,967	56,734
Flowers, Artificial, Decorated.....	Pars	56,384	6,276	56,384	6,276
Fruit, Fresh, Unclassed.....	Piculs	680	1,338	680	1,338
Fungus.....	"	419	10,479	419	10,479

* Steam Factory products.

TABLE No. IV.—TRADE IN NATIVE PRODUCE.—Imports and Re-exports—Cont^d

DESCRIPTION OF GOODS.	Classifier of Quantity.	IMPORTS FROM CHINESE PORTS.		RE-EXPORTS TO CHINESE PORTS.		RE-EXPORTS TO FOREIGN COUNTRIES AND HONGKONG.		NET TOTAL IMPORTS.	
		Quantity.	Value.	Quantity.	Value.	Quantity.	Value.	Quantity.	Value.
SUNDRIES, continued:—									
Furniture.....	Value		Hk. \$s		Hk. \$s		Hk. \$s		Hk. \$s
Ginger, Green.....	Piculs	5,780	2,325	...	13	5,780	2,312
Ginseng, Native.....	"	31	4,761	11	1,763	20	2,998
Glass or Vitrified Ware.....	"	187	2,807	187	2,807
Grasscloth, Fine.....	"	314	21,945	7	517	307	21,428
" Coarse.....	"	678	23,725	11	368	667	23,357
Ground-nuts.....	"	1,210	3,025	1,210	3,025
Hemp Skin.....	"	350	1,488	350	1,488
Indigo, Dried.....	"	43	1,488	43	1,488
" Liquid.....	"	313	1,566	313	1,566
Ink, China.....	"	177	12,374	177	12,374
Inkstones in Cases.....	Pieces	11,826	1,861	11,826	1,861
Iron, Old.....	Piculs	4,300	3,206	4,300	3,206
Ironware.....	"	168	2,627	168	2,627
Jadestoneware.....	Value	...	18,286	18,286
Joss Sticks.....	Piculs	773	11,593	773	11,593
Lampblack.....	"	532	1,412	532	1,412
Lamps.....	Value	...	1,883	1,883
Lead, White.....	Piculs	2,087	20,872	2,087	20,872
" Yellow.....	"	1,145	11,454	10	95	1,135	11,359
Leather Trunks.....	"	126	1,895	126	1,895
Lichees, Dried.....	"	153	1,375	153	1,375
Lily Flowers, Dried.....	"	1,533	13,793	1,533	13,793
Mats, Straw and Rush.....	Pieces	185,989	11,158	185,989	11,158
Medicines.....	Piculs	18,420	157,763	17	480	18,403	157,283
Mirrors.....	Value	...	29,892	...	315	29,577
Mirrors.....	Pieces	8,430	3,547	8,430	3,547
Musk.....	Taels	118	1,770	118	1,770
Nutgalls.....	Piculs	551	12,110	5	119	546	11,991
Oil, Tea.....	"	87	1,130	87	1,130
" Wood.....	"	2,179	21,791	2,179	21,791
Opium, Native, Yunnan.....	"	2	1,300
" Lamps.....	Pieces	48,297	21,201	48,297	21,201
" Pipes and Apparatus.....	Value	...	10,739	10,739
Oranges, Fresh.....	Piculs	5,056	17,299	5,056	17,299
Paper, 1st Quality.....	"	9,335	186,702	9,335	186,702
" 2nd.....	"	16,551	173,779	16,551	173,779
" Joss.....	"	5,248	98,909	16	325	5,232	98,584
Peel, Pumelo, 2nd Quality.....	"	...	2	5	57
Pipes, Brass and White Metal.....	Pieces	363	36,334	363	36,334
Plums, Black, Dried and Salted.....	Piculs	8,206	8,137	8,206	8,137
Pottery and Earthenware.....	"	645	2,685	645	2,685
Prawns and Shrimps, Dried.....	"	3,647	25,530	891	6,237	20	141	2,736	19,152
Preserves.....	"	452	3,499	452	3,499
Quicksilver.....	"	7,291	65,619	17	157	7,274	65,462
Rhubarb.....	"	26	2,622	26	2,622
Rice.....	"	547	27,360	547	27,360
" Red.....	"	47,246	188,986	618	2,474	46,628	186,512
Salt*.....	"	811	9,942	40	412	771	9,530
Sea Blubber.....	"	2,200	1,100	2,200	1,100
Seed, Apricot.....	"	4,554	14,580	4,554	14,580
" Lily Flower, or Lotus-nuts.....	"	154	1,544	154	1,544
" Melon.....	"	417	6,261	417	6,261
Shoes and Boots, Leather.....	Pairs	739	4,800	739	4,800
" Silk and Cotton.....	"	4,039	4,039	4,039	4,039
Silk, Raw, White.....	Piculs	40,764	44,810	400	200	40,364	44,640
" Yellow.....	"	18	6,304	18	6,304
" Wadding.....	"	54	18,861	54	18,861
" Wadding.....	"	10	2,094	10	2,094

* Imported from and re-exported to Inland Waters places.

TABLE No. IV.—TRADE IN NATIVE PRODUCE.—Imports and Re-exports—Cont^d.

DESCRIPTION OF GOODS.	Classifier of Quantity.	IMPORTS FROM CHINESE PORTS.		RE-EXPORTS TO CHINESE PORTS.		RE-EXPORTS TO FOREIGN COUNTRIES AND HONGKONG.		NET TOTAL IMPORTS.	
		Quantity.	Value.	Quantity.	Value.	Quantity.	Value.	Quantity.	Value.
SUNDRIES, continued:			<i>Hk. Ts</i>		<i>Hk. Ts</i>		<i>Hk. Ts</i>		<i>Hk. Ts</i>
Silk Piece Goods	<i>Piculs</i>	1,405	1,052,080	2	1,388	1,403	1,052,692
" Embroidery	"	8	7,680	8	7,680
" and Gold Embroidery	"	4	3,294	...	20	4	3,274
" Pongees, Shantung	"	29	7,207	29	7,207
" and Cotton Mixtures	"	18	5,316	18	5,316
" Ribbons	"	17	4,974	2	465	15	4,509
" Fiddle Strings	"	21	8,220	21	8,220
" Thread	"	33	11,540	33	11,540
" Ribbons	"	12	4,620	12	4,620
" Products, Unclassed	<i>Value</i>	...	8,519	8,519
Skins (Furs), Cat	<i>Pieces</i>	34,085	8,947	34,085	8,947
" Fox	"	1,699	4,248	1,699	4,248
" Land-otter	"	12,690	63,450	12,690	63,450
" Leopard	"	109	1,635	109	1,635
" Raccoon	"	62,935	44,055	62,935	44,055
Spectacles	<i>Pairs</i>	12,956	2,196	12,956	2,196
Steel	<i>Piculs</i>	518	6,730	518	6,730
Sugar, Brown	"	50,860	178,009	50,860	178,009
" White	"	62,232	404,509	62,232	404,509
" Candy	"	664	5,315	664	5,315
Tea, Black	"	1,680	50,386	1,680	50,386
" Green	"	24,133	723,983	152	4,549	23,981	719,434
" Dust	"	213	1,276	213	1,276
" Brick, Green	"	616	4,930	616	4,930
Theatrical and Processional Effects	<i>Value</i>	...	3,490	3,490
Tobacco, Leaf	<i>Piculs</i>	1,785	21,416	1,785	21,416
" Prepared	"	17,231	430,782	88	2,210	17,143	428,572
Turmeric	"	337	1,677	337	1,677
Umbrellas, Paper	<i>Pieces</i>	175,050	35,010	175,050	35,010
Wax, White	<i>Piculs</i>	344	27,544	344	27,544
Wheat	"	994	1,988	994	1,988
Wood, Poles	<i>Pieces</i>	40,278	16,750	6	24	40,272	16,726
Woodware	<i>Piculs</i>	2,143	42,861	5	100	2,138	42,761
Sundries, Unenumerated	<i>Value</i>	...	67,315	...	1,484	65,831
TOTAL	<i>Hk. Ts</i>		7,030,037		32,609		16,043		6,982,740
Excess of Re-export above Import of Native (Yunnan) Opium and 2nd Quality Pumelo Peel during the year... <i>Hk. Ts</i>									1,355
NET TOTAL									<i>Hk. Ts</i> 6,981,385

SUMMARY.

IMPORTS from Northern Ports.....	<i>Hk. Tls</i>	337,085
" " Yangtze Ports.....	"	263,633
" " Central Ports.....	"	4,997,137
" " Southern Ports.....	"	1,280,330
" " Inland Waters places.....	"	151,852
Total from Chinese Ports.....	<i>Hk. Tls</i>	7,030,037
TOTAL NATIVE IMPORTS.....	<i>Hk. Tls</i>	7,030,037
RE-EXPORTS to Northern Ports.....	<i>Hk. Tls</i>	15,351
" " Yangtze Ports.....	"	90
" " Central Ports.....	"	5,761
" " Southern Ports.....	"	3,929
" " Inland Waters places.....	"	7,478
Total to Chinese Ports.....	<i>Hk. Tls</i>	32,609
RE-EXPORTS to Korea.....	<i>Hk. Tls</i>	107
" " Japan.....	"	15,936
Total to Foreign Countries.....	<i>Hk. Tls</i>	16,043
TOTAL NATIVE RE-EXPORTS.....	<i>Hk. Tls</i>	48,652
NET TOTAL NATIVE IMPORTS.....	<i>Hk. Tls</i>	6,981,385

TABLE No. V.—TRADE IN NATIVE PRODUCE.—Exports and Re-exports.

DESCRIPTION OF GOODS.	Classifier of Quantity.	EXPORTS TO FOREIGN COUNTRIES.		EXPORTS TO HONGKONG.		EXPORTS TO CHINESE PORTS.		TOTAL RE-EXPORTS TO FOREIGN COUNTRIES, HONGKONG, AND CHINESE PORTS.		TOTAL EXPORTS (including Re-exports).	
		Quantity.	Value.	Quantity.	Value.	Quantity.	Value.	Quantity.	Value.	Quantity.	Value.
			<i>Hk. \$s.</i>		<i>Hk. \$s.</i>		<i>Hk. \$s.</i>		<i>Hk. \$s.</i>		<i>Hk. \$s.</i>
Almonds, Bitter.....	<i>Piculs</i>	27	162	230	1,383	257	1,545
Bags, Hemp.....	<i>Pieces</i>	7,350	220	30,950	1,042	3,000	300	41,300	1,562
" Straw.....		41,750	492	31,600	316	308,600	3,620	381,950	4,428
Barley, Pearl.....	<i>Piculs</i>	715	4,649	839	5,456	1,554	10,105
Beans, Black.....	"	3,605,838	5,012,114	1,031,435	1,433,694	4,637,273	6,445,808
" Green.....	"	930	1,674	2,900	5,220	262,987	473,376	266,817	480,270
" " Small.....	"	455,232	910,464	11,300	22,600	381,311	762,622	847,843	1,695,686
" " Red.....	"	800	2,160	63,723	172,053	64,523	174,213
" " White.....	"	323	710	4,050	8,910	4,373	9,620
" " Small.....	"	2,122	4,243	1,500	3,000	3,622	7,243
" " Yellow.....	"	104,751	230,451	9,223	20,290	113,974	250,741
Bones, Cow and Refuse.....	"	592,334	1,095,818	161,650	299,053	1,375,169	2,544,062	2,129,153	3,938,933
Bristles.....	"	3,501	3,151	3,501	3,151
Coal.....	<i>Tons</i>	4	250	774	45,739	778	45,989
Cotton, Raw.....	<i>Piculs</i>	315	2,364	315	2,364
" Yarn *.....	"	1,104	16,556	1,104	16,556
Fish, Dried and Salt.....	"	42	1,008	42	1,008
" Maws.....	"	1,122	8,135	3,515	25,486	4,637	33,621
" Bones.....	"	14	965	2	160	16	1,125
Ginseng, Native.....	"	5	972	6	602	11	1,574
" Beard and Refuse.....	"	372	28,215	1,908	150,707	11	1,763	2,291	180,685
" Roots and Cuttings.....	"	73	3,605	566	31,816	639	35,421
" Wild.....	<i>Catties</i>	9	458	102	5,196	111	5,654
" " Imitation.....	<i>Piculs</i>	117	14,049	106	11,471	223	25,520
Glue, Cow and Imitation } Deer-horn.....	"	7	823	37	4,968	44	5,791
Hair, Horse.....	"	67	2,337	103	3,615	170	5,952
" Manes.....	"	272	1,456	272	1,456
" Tails.....	"	7	143	168	2,691	175	2,834
" Raccoon.....	"	51	2,632	452	27,491	503	30,123
Hemp.....	"	8	1,460	55	9,949	63	11,409
Hides, Cow and Buffalo.....	"	1	4	212	1,695	213	1,699
" Ass.....	"	172	3,780	172	3,780
Horns, Deer.....	"	79	2,643	79	2,643
" " Young.....	<i>Pairs</i>	66	2,294	66	2,294	66	2,294
" " Old.....	<i>Piculs</i>	524	26,300	1,698	84,900	2,222	111,100
Indigo, Liquid.....	"	64	4,488	65	4,558
Jadestone, Hsiu-yen.....	"	1	70	221	1,105	221	1,105
Jute.....	"	2,464	6,163	2,464	6,163
Leather, Green.....	"	709	2,835	709	2,835
Liquorice.....	"	10	1,248	10	1,248
Maize.....	"	243	1,457	288	1,729	128	772	659	3,958
Mats.....	<i>Pieces</i>	1,921	2,558	1,921	2,558
Medicines.....	<i>Piculs</i>	38,010	2,056	3,600	216	69,860	3,921	111,470	6,193
Millet.....	"	774	2,370	6,084	83,654	7,963	92,102	17	480	14,838	178,606
Mushrooms.....	"	215,468	466,338	20,783	25,299	236,251	491,637
Musk.....	<i>Tails</i>	8	161	72	1,432	80	1,593
Nuts, Fir.....	<i>Piculs</i>	524	5,733	524	5,733
Oil, Bean.....	"	856	3,308	856	3,308
" Castor.....	"	28,256	132,522	3,327	15,605	250,160	1,173,247	281,743	1,321,374
Opium, Native.....	"	3,650	23,724	691	4,490	1,294	8,410	5,635	36,624
" Yunnan.....	"	110	44,092	110	44,092
Pears, Fresh.....	"	3	1,300	3	1,300
Potatoes.....	"	28	55	2,455	5,765	2,483	5,820
Pottery, Earthenware.....	"	5,410	2,985	150	133	5,560	3,118
Prawn and Shrimp Skins.....	"	911	6,380	911	6,380
Prawns and Shrimps, Dried.....	"	5,060	22,719	5,060	22,719
Provisions.....	"	10,232	78,967	10,232	78,967
	"	35	280	89	2,776	109	2,837	233	5,893

* Steam Factory product.

TABLE No. V.—TRADE IN NATIVE PRODUCE.—Exports and Re-exports—Cont^d

DESCRIPTION OF GOODS.	Classifier of Quantity.	EXPORTS TO FOREIGN COUNTRIES.		EXPORTS TO HONGKONG.		EXPORTS TO CHINESE PORTS.		TOTAL RE-EXPORTS TO FOREIGN COUNTRIES, HONGKONG, AND CHINESE PORTS.		TOTAL EXPORTS (including Re-exports).	
		Quantity.	Value.	Quantity.	Value.	Quantity.	Value.	Quantity.	Value.	Quantity.	Value.
			<i>Hk. Ts.</i>		<i>Hk. Ts.</i>		<i>Hk. Ts.</i>		<i>Hk. Ts.</i>		<i>Hk. Ts.</i>
Rice.....	<i>Piculs</i>	618	2,474	618	2,474
Salt *.....	"	2,200	1,100	2,200	1,100
Samshu.....	"	35	248	669	4,686	21,533	150,730	22,237	155,664
Seed, Melon.....	"	6,740	43,808	1,471	9,562	8,211	53,370
" Sesamum.....	"	21,741	119,576	1,916	10,540	24,178	132,977	47,835	263,093
Silk, Raw, Wild.....	"	654	104,624	5,213	834,051	5,867	938,675
" Refuse.....	"	2,275	68,240	2,275	68,240
" Piece Goods.....	"	45	...	1,388	2	1,433
" Pongees, Shantung.....	"	...	100	7	1,823	7	1,923
Sinews, Deer, Cow, and Buffalo	"	416	12,124	191	5,937	607	17,161
Skin (Fur) Clothing, Fox.....	<i>Pieces</i>	5	80	458	4,671	463	4,751
" " Goat.....	"	12,160	10,351	12,160	10,351
" " Lamb.....	"	551	1,929	551	1,929
" " Sheep.....	"	739	2,243	739	2,243
" " Squirrel.....	"	1,295	5,714	1,295	5,714
" Mats, Dog.....	"	75,579	52,027	75,579	52,027
" " Goat.....	"	18,102	13,618	18,102	13,618
" Rugs, Dog.....	"	64,753	47,279	64,753	47,279
" " Goat.....	"	13,341	10,138	13,341	10,138
Skins (Furs), Dog.....	"	7,642	2,211	7,642	2,211
" Fox Tails.....	"	23,653	2,365	23,653	2,365
" Goat, Untanned.....	"	214,338	31,879	214,338	31,879
" Lamb.....	"	4,300	1,120	19,472	4,149	23,772	5,269
" Sheep.....	"	160	32	16,834	3,079	16,994	3,111
" Marten.....	"	1,370	9,590	1,370	9,590
" Squirrel.....	"	14,342	3,966	14,342	3,966
" " Tails.....	<i>Piculs</i>	18	7,168	18	7,168
" Weasel, and Tails.....	<i>Pieces</i>	38,718	5,809	38,718	5,809
" Various.....	"	25,848	5,368	42,757	4,311	68,605	9,679
Soap.....	<i>Piculs</i>	1,550	5,438	1,550	5,438
Tallow, Animal.....	"	128	1,028	17	136	145	1,164
Tea, Green.....	"	152	4,549	152	4,549
Tobacco, Leaf.....	"	269	3,234	269	3,234
" Prepared.....	"	88	2,210	88	2,210
Vermicelli and Macaroni.....	"	12	67	828	4,553	840	4,620
Wax, Yellow.....	"	40	1,390	122	4,280	162	5,670
Wheat.....	"	761	1,523	761	1,523
Sundries, Unenumerated.....	<i>Value</i>	...	2,748	...	120	...	15,638	...	6,780	...	25,286
TOTAL.....	<i>Hk. Ts.</i>	...	8,129,010	...	604,405	...	8,791,542	...	48,652	...	17,573,609

* Re-exported to Inland Waters places.

SUMMARY.

To—	EXPORTS.		RE-EXPORTS.		TOTAL EXPORTS AND RE-EXPORTS.	
	<i>Hk. Tls</i>	<i>Hk. Tls</i>	<i>Hk. Tls</i>	<i>Hk. Tls</i>	<i>Hk. Tls</i>	<i>Hk. Tls</i>
Great Britain	1,942		...		1,942	
Continent of Europe, Russia excepted	183		...		183	
Corea.....	11,983		107		12,090	
Japan.....	7,994,801		15,936		8,010,737	
Java.....	120,101		...		120,101	
Hongkong	604,405		...		604,405	
Total to Foreign Countries.....		8,733,415		16,043		8,749,458
Northern Ports	314,389		15,351		329,740	
Yangtze Ports	37,920		90		38,010	
Central Ports	1,385,068		5,761		1,390,829	
Southern Ports.....	6,879,315		3,929		6,883,244	
Inland Waters places	174,850		7,478		182,328	
Total to Chinese Ports.....		8,791,542		32,609		8,824,151
GRAND TOTAL.....		17,524,957		48,652		17,573,609

TABLE No. VI.—TRANSIT TRADE.

a.—Table showing the Destinations of the various Goods forwarded under Transit Passes to the Interior during the Year 1902.

DESCRIPTION OF GOODS.	Classifier of Quantity.	SHENKING.		KIRIN.		TOTAL.	
		Quantity.	Value.	Quantity.	Value.	Quantity.	Value.
COTTON GOODS:—			<i>Hk. Ts</i>		<i>Hk. Ts</i>		<i>Hk. Ts</i>
Jeans, American.....	<i>Pieces</i>	50	150	50	150
Sheetings, American.....	"	200	800	200	800
Printed Cotton Twills.....	"	60	210	60	210
Cotton Italians, Plain and Figured...	"	80	720	80	720
WOOLLEN GOODS:—							
Long Ells.....	<i>Pieces</i>	20	140	20	140
SUNDRIES:—							
Clocks.....	<i>Pieces</i>	24	41	24	41
TOTAL.....	<i>Hk. Ts</i>		841		1,220		2,061

b.—Table showing the Provinces from which Native Goods were brought under Transit Passes during the Year 1902.

DESCRIPTION OF GOODS.	Classifier of Quantity.	SHENKING.	
		Quantity.	Value.
Silk, Raw, Wild.....	<i>Piculs</i>	116	<i>Hk. Ts</i> 18,560

c.—Table showing the Number of Passes issued for, and the Amount of Duties collected on, Foreign Goods forwarded to the Interior under Transit Passes, as divided between the various Nationalities, during the Year 1902.

QUARTER.	AMERICAN.	
	No. of Passes.	Transit Dues.
1st quarter.....	...	<i>Hk. Ts m. c. c.</i> ...
2nd ".....	2	31.7.8.0
3rd ".....
4th ".....
TOTAL.....	2	31.7.8.0

d.—Table showing the Number of Passes surrendered for, and the Amount of Duties collected on, Native Goods brought from the Interior under Transit Passes, as divided between the various Nationalities, during the Year 1902.

QUARTER.	BRITISH.	
	No. of Passes.	Transit Dues.
		<i>Hk. ₤s.m.c.c.</i>
1st quarter.....
2nd ".....
3rd ".....
4th ".....	2	145.0.0.0
TOTAL.....	2	145.0.0.0

TABLE No. VII.—DUTIES.

a.—Duties paid under each Flag, for the Year ended 31st December 1902.

FLAG.	IMPORT.	EXPORT.	COAST TRADE.	TONNAGE.	TRANSIT.	OPIUM LIKIN.	TOTAL.
	<i>Hk. ₤s.m.c.c.</i>	<i>Hk. ₤s.m.c.c.</i>	<i>Hk. ₤s.m.c.c.</i>	<i>Hk. ₤s.m.c.c.</i>	<i>Hk. ₤s.m.c.c.</i>	<i>Hk. ₤s.m.c.c.</i>	<i>Hk. ₤s.m.c.c.</i>
British.....	27,329.4.0.3	182,304.0.9.7	49,857.4.2.9	2,200.2.0.0	176.7.8.0	752.0.0.0	262,619.9.0.9
German.....	82,108.7.1.8	72,361.6.9.4	4,452.0.3.8	2,028.4.0.0	160,950.8.5.0
Dutch.....	2,891.0.5.7	3,762.9.2.3	...	480.8.0.0	7,134.7.8.0
Danish.....	347.6.0.0	347.6.0.0
Norwegian.....	27,794.4.3.2	57,050.0.8.0	5,253.3.7.5	1,003.6.0.0	91,101.4.8.7
Russian.....	...	1,867.3.0.8	1,867.3.0.8
Japanese.....	74,552.4.2.4	205,200.8.1.3	1,220.7.6.5	16,248.6.8.0	...	96.0.0.0	297,318.6.8.2
Chinese.....	2,391.4.3.3	32,477.8.5.4	36,127.4.0.7	528.4.0.0	...	672.0.0.0	72,197.0.9.4
On Opium.....	570.0.0.0	1,521.8.5.6	2,091.8.5.6
TOTAL.....	217,637.4.6.7	556,546.6.2.5	96,911.0.1.4	22,837.6.8.0	176.7.8.0	1,520.0.0.0	895,629.5.6.6†

† No Drawbacks marked for cash payment during the year, to be deducted from this total *Hk. ₤s Nil.*

b.—Comparative Table of Duties collected, for the Years 1893 to 1902.

YEARS.	IMPORT (exclusive of Opium).	EXPORT (exclusive of Opium).	COAST TRADE (exclusive of Opium).	OPIUM (Import, Export, and Coast Trade).	TONNAGE.	TRANSIT.	OPIUM LIKIN.	TOTAL.
	<i>Hk. ₤s.m.c.c.</i>	<i>Hk. ₤s.m.c.c.</i>	<i>Hk. ₤s.m.c.c.</i>	<i>Hk. ₤s.m.c.c.</i>	<i>Hk. ₤s.m.c.c.</i>	<i>Hk. ₤s.m.c.c.</i>	<i>Hk. ₤s.m.c.c.</i>	<i>Hk. ₤s.m.c.c.</i>
1893.....	33,022.1.1.7	384,796.5.5.4	47,626.0.5.8	4,849.6.5.0	7,795.6.0.0	8.8.0.6	12,912.0.0.0	491,010.7.8.5
1894.....	34,073.0.3.5	409,801.3.3.5	43,555.5.3.9	2,130.0.0.0	9,644.0.0.0	...	5,680.0.0.0	504,883.9.0.9
1895.....
1896.....	78,146.4.1.9	413,854.1.2.4	60,588.1.2.3	968.2.5.0	10,575.6.0.0	...	2,570.4.0.0	566,702.9.1.6
1897.....	65,433.1.3.1	431,905.2.7.0	61,483.3.2.4	839.4.0.0	6,607.2.0.0	41.2.5.0	2,238.4.0.0	568,547.9.7.5
1898.....	50,783.7.2.1	485,039.9.5.6	67,954.8.9.3	2,822.0.2.4	19,792.6.0.0	393.7.5.0	7,450.4.0.0	634,237.3.4.4
1899.....	122,982.1.6.1	583,933.3.6.6	82,797.3.6.8	29,665.6.7.5	30,364.1.0.0	104.0.5.0	78,892.8.0.0	928,739.5.2.0
1900.....	51,625.4.1.0	371,302.2.6.7	37,833.2.8.0	4,960.2.3.8	19,228.8.0.0	68.0.3.6	13,226.4.0.0	498,244.4.3.1
1901.....	116,704.7.4.1	511,762.1.4.6	101,862.1.2.8	508.8.6.0	19,473.8.0.0	...	1,309.6.0.0	751,621.2.7.5
1902.....	217,067.4.6.7	555,024.7.6.9	96,911.0.1.4	2,091.8.5.6	22,837.6.8.0	176.7.8.0	1,520.0.0.0	895,629.5.6.6

B.—SPECIAL TABLES.

TABLE No. I.—IMPORT TRADE.

Comparative Table of the principal Articles of Import, for the Years 1893 to 1902.

DESCRIPTION OF GOODS.	Classifier of Quantity.	1893.	1894.	1895.*	1896.	1897.	1898.	1899.	1900.	1901.	1902.
OPPIUM:—											
Malwa.....	Piculs	123	53	...	14	11	72	946	135	4	...
Patna.....	"	35	17	...	17	17	20	37	14	12	18
Benares.....	"	4	1	1
COTTON GOODS:—											
Shirtings, Grey.....	Pieces	51,272	59,825	42,790	79,103	72,209	97,351	120,319	62,548	90,449	146,169
" White, Plain.....	"	22,622	35,756	4,770	33,375	33,423	47,387	61,026	30,471	42,055	100,610
" " Figured, etc.....	"	...	80	40	...	50	...	80	100
" Dyed, Plain.....	"	3,559	3,091	80	2,252	3,276	1,530	2,300	959	770	1,850
" " Figured, etc.....	"	1,955	1,542	50	630	660	720	1,926	2,496	473	1,524
T-Cloths.....	"	25,923	24,508	12,430	33,250	19,345	29,335	24,168	10,870	9,157	20,962
Drills, English.....	"	80,110	36,786	38,460	9,990	...	1,650	3,870	...	580	1,597
" Dutch.....	"	20,665	4,320	12,885	2,925	450	...	480	210	2,610	...
" American.....	"	100,785	141,250	72,485	246,993	349,195	367,916	584,877	116,525	546,498	345,505
Sheetings, English.....	"	71,110	13,195	24,940	27,352	9,890	15,330	11,911	2,792	3,210	18,281
" American.....	"	251,750	290,165	136,910	376,105	566,107	625,982	1,101,765	426,113	980,001	1,090,152
Chintzes.....	"	7,621	7,519	120	4,426	4,971	1,944	1,194	60	520	663
Turkey Reds and Cambrics.....	"	6,835	5,729	3,245	8,852	5,067	5,813	8,445	5,463	2,530	7,073
Velvets, Velveteens, and Fustians.....	"	4,401	4,969	2,349	5,804	5,306	4,141	7,243	2,524	7,754	7,315
Handkerchiefs.....	Dozens	109,681	69,175	10,836	20,470	30,567	33,262	65,100	57,546	53,804	78,861
Towels.....	"	90,846	78,002	85,277	150,144	48,368	150,129	121,780
Cotton Goods, Unclassed.....	Pieces	69,107	60,353	29,407	114,277	126,225	151,599	328,209	204,538	353,686	378,063
" Yarn, English.....	Piculs	195	144	972	615	699	876	591	186	291	214
" " Indian.....	"	110,484	97,014	37,668	157,867	140,276	137,373	210,363	32,799	164,447	157,559
WOOLLEN GOODS:—											
Camlets, English.....	Pieces	1,280	529	886	510	420	240	270	310	41	82
Lastings.....	"	9,050	6,628	1,350	7,170	7,500	4,380	8,985	3,870	1,412	3,909
Long Ells.....	"	3,985	2,800	1,840	4,825	4,455	5,360	8,800	3,510	4,730	6,151
Spanish Stripes.....	"	996	379	84	648	606	391	538	102	210	271
Cloth, Medium, etc.....	"	8	...	2	90	304	295	910	576	573	884
" Russian.....	"	1,150	1,056	110	1,056	980	840	962	504	264	490
Lustres and Orleans, Plain and Figured.....	"	540	120	9	...
Woollen Goods, Unclassed.....	"	11,399	6,636	2,157	10,031	7,784	10,505	10,143	5,961	3,299	3,952
METALS:—											
Iron, Nail-rod.....	Piculs	20,907	28,451	6,942	38,688	31,012	24,399	24,480	9,922	24,952	27,398
" Bar.....	"	2,963	3,406	806	4,403	6,306	7,852	6,239	2,587	5,355	5,336
" Old.....	"	98,196	74,442	25,664	130,410	143,093	138,280	212,206	89,678	102,657	116,824
Tin, in Slabs.....	"	883	844	170	1,080	830	765	474	399	238	317
Tinplates.....	"	1,456	1,012	723	2,278	679	2,338	1,190	1,071	1,439	2,301
Lead, in Pigs.....	"	5,249	1,944	1,024	2,158	2,208	4,529	8,164	1,853	3,424	1,611
Copper Sheathing and Yellow Metal Sheets.....	"	552	726	127	867	636	956	4,167	1,060	129	667
Steel.....	"	3,930	2,798	1,024	5,712	4,664	5,559	5,192	882	2,968	2,754
Quicksilver.....	"	53	41	12	113	54	52	86	24	41	38
SUNDRIES:—											
Buttons, Brass.....	Gross	44,965	39,207	600	25,500	14,023	22,452	100,361	44,767	14,662	22,700
Glass, Window.....	Boxes	5,854	3,546	300	6,601	7,759	4,989	8,057	4,107	4,137	11,074

* The figures for this year are merely estimates, as the Custom House was closed during the Japanese occupation.

Comparative Table of the principal Articles of Import—Contd.

DESCRIPTION OF GOODS.	Classifier of Quantity.	1893.	1894.	1895.*	1896.	1897.	1898.	1899.	1900.	1901.	1902.
SUNDRIES, continued:—											
Matches	Gross	125,327	146,305	86,254	282,425	238,451	392,640	413,602	445,742	896,858	719,762
Needles	Mille	175,450	133,755	72,200	225,060	179,350	143,000	229,501	14,150	197,300	190,355
Oil, Kerosene, American	Galls.	465,160	503,000	319,180	527,500	2,046,000	1,730,000	2,282,060	688,130	3,172,000	603,180
" " Russian	"	105,300	104,000	40,000	...	45,000	92,000	205,000	56,000	13,000	...
Sapanwood	Piculs	2,484	2,195	85	3,218	3,610	868	1,086	704	1,370	1,220
Seaweed, Russian	"	36,885	13,009	14,633	58,249	38,100	79,596	75,941	492	59,019	28,130

* The figures for this year are merely estimates, as the Custom House was closed during the Japanese occupation.

TABLE No. 2.—EXPORT TRADE.

Comparative Table of the principal Articles of Export, for the Years 1893 to 1902.

DESCRIPTION OF GOODS.	Classifier of Quantity.	1893.	1894.	1895.*	1896.	1897.	1898.	1899.	1900.	1901.	1902.
Barley, Pearl	Piculs	1,863	2,211	1,931	4,077	2,043	7,158	3,999	2,270	822	1,554
Beancake	"	2,327,215	2,260,241	791,830	2,724,020	3,306,851	3,695,821	4,381,406	2,912,234	4,331,500	4,637,273
Beans, Black	"	...	223,451	...	163,193	300,331	349,539	353,902	155,747	281,010	266,817
" Green	"	...	609,361	...	570,728	938,565	1,201,373	1,606,896	554,855	762,127	847,843
" Small	"	3,339,826	58,437	2,905,386	82,921	62,642	74,503	55,919	63,412	35,209	64,523
" Red	"	...	1,830	...	100,132	2,355	3,053	6,539	4,352	1,850	4,373
" White	"	...	100,921	...	80,882	194,686	248,393	104,845	39,793	45,045	117,596
" Yellow	"	...	2,742,142	...	2,936,804	2,374,265	2,343,742	2,582,925	1,692,124	2,408,603	2,129,153
Bottes, Cow and Refuse	"	10,120	8,926	6,954	9,695	11,819	12,233	11,370	1,674	11,947	3,501
Bristles	"	950	1,010	626	1,252	769	712	828	660	735	778
Fish, Dried and Salt	"	2,292	2,187	3,393	3,969	2,821	4,546	6,443	1,827	6,223	4,637
Ginseng, Native	"	946	1,034	1,155	1,219	1,402	1,913	2,294	400	3,102	3,280
" Beard and Refuse	"	217	239	56	303	325	443	530	151	698	639
" Wild	Catties	182	102	23	202	126	88	194	3	174	223
Ground-nuts	Piculs	1,371	2,645	8,563	5,767	...	87
Hair, Horse, Tails	"	268	198	78	261	444	282	323	116	382	503
Hemp	"	128	2,210	518	318	1,608	1,679	203	213
Hides, Cow and Buffalo	"	40	...	30	455	...	5,041	95	172
Horns, Deer, Young	Pairs	1,667	1,377	565	1,644	1,481	1,775	1,712	112	1,879	2,222
Liquorice	Piculs	1,833	2,155	900	3,001	1,644	1,294	2,495	586	1,618	659
Medicines	{ Value. Hk. Tk. }	68,481	62,275	41,891	73,714	94,321	148,597	114,548	114,314	165,067	178,126
Musk	Tael	2,282	2,144	608	1,040	428	1,589	1,109	1,852	1,212	524
Oil, Bean	Piculs	89,086	73,208	32,996	88,403	75,118	108,323	159,883	224,406	209,187	281,743
" Castor	"	2,173	2,347	711	4,350	5,117	6,805	5,323	10,674	5,586	5,635
Prawn and Shrimp Skins	"	1,932	2,449	2,289	1,084	2,698	6,853	7,042	5,060
Prawns and Shrimps, Dried	"	9,292	8,425	5,250	9,111	10,166	15,043	22,504	14,622	12,203	10,232
Saushu	"	18,397	23,662	5,240	12,297	12,928	14,407	16,656	5,498	16,770	22,237
Seed, Melon	"	11,098	27,154	12,154	15,010	16,690	17,428	31,925	46,723	4,604	8,211
" Sesamum	"	989	515	278	2,779	5,170	8,884	31,740	21,265	55,547	47,835
Silk, Raw, Wild	"	4,565	5,674	2,907	6,343	9,291	7,847	13,969	4,193	6,135	5,867
" Refuse	"	3,107	3,366	1,030	2,271	1,796	3,941	6,647	3,595	1,374	2,275
Sinews, Deer, Cow, and Buffalo	"	967	845	506	693	673	821	748	528	524	607
Skin (Fur) Mats, Dog	Pieces	56,403	65,891	...	41,203	72,049	60,010	44,479	1,029	113,162	75,579
" Rugs, "	"	27,435	28,884	16,315	42,980	70,858	5,808	9,819	64,753
Skins (Furs), Goat, Untanned	"	222,084	325,198	67,411	101,553	81,794	26,245	50,483	42,449	82,027	214,338
Tobacco, Leaf	Piculs	6,783	8,272	1,475	3,612	2,541	5,777	3,981	1,853	1,334	269
Vermicelli and Macaroni	"	1,057	1,198	188	1,460	4,380	5,759	7,476	1,042	1,877	840

* The figures for this year are merely estimates, as the Custom House was closed during the Japanese occupation.

TABLE No. 3.—VALUE OF TRADE.

Comparative Table of the Value of the Trade, for the Years 1893 to 1902.

YEARS.	IMPORTS FROM		EXPORTS TO		TOTAL IMPORTS AND EXPORTS.	RE-EXPORTS.	TREASURE AND COPPER CASH.		TRANSIT TRADE.	
	Foreign Countries.	Native Ports.	Foreign Countries.	Native Ports.			Imported.	Exported.	Inwards.	Outwards.
	Hk. Ts.	Hk. Ts.	Hk. Ts.	Hk. Ts.	Hk. Ts.	Hk. Ts.	Hk. Ts.	Hk. Ts.	Hk. Ts.	Hk. Ts.
1893.....	670,926	7,698,076	2,167,111	7,143,313	17,679,426	19,572	1,985,977	1,600,171	...	302
1894.....	864,494	7,181,964	1,534,664	6,997,779	16,578,901	160,297	1,309,157	1,485,830
1895*.....	141,107	3,720,293	1,280,585	4,324,501	9,466,486	112,781	3,149,946	678,568
1896.....	1,886,485	9,665,940	3,553,491	7,723,796	22,829,712	58,366	1,312,970	1,144,196
1897.....	1,641,415	10,987,013	5,542,838	8,265,774	26,437,040	78,369	3,644,059	2,223,353	...	22,202
1898.....	1,453,318	13,627,199	7,178,825	10,269,455	32,528,797	87,482	6,396,905	1,501,322	...	40,480
1899.....	5,279,185	22,543,087	8,691,236	11,924,515	48,438,023	80,400	9,684,414	4,670,068	2,592	...
1900.....	2,682,420	8,562,998	3,905,364	7,564,193	22,714,975	690,332	4,679,021	2,765,610	...	2,721
1901.....	4,293,737	19,329,723	7,303,086	11,439,134	42,365,680	103,471	3,924,543	2,631,167
1902.....	5,346,306	19,999,306	8,733,415	8,791,542	42,870,569	178,434	1,650,265	2,825,672	2,061	18,560

* The figures for this year are merely estimates, as the Custom House was closed during the Japanese occupation.

TABLE No. 4.—SHIPPING.

Comparative Table of Shipping, for the Years 1893 to 1902.

a.—Under General Regulations.

YEARS.	ENTERED INWARDS.						CLEARED OUTWARDS.					
	STEAMERS.		SAILING VESSELS.		TOTAL.		STEAMERS.		SAILING VESSELS.		TOTAL.	
	No.	Tons.	No.	Tons.	No.	Tons.	No.	Tons.	No.	Tons.	No.	Tons.
1893.....	359	280,171	38	16,483	397	296,654	359	280,171	38	16,483	397	296,654
1894.....	348	274,026	52	23,599	400	297,625	348	274,026	52	23,599	400	297,625
1895.....
1896.....	393	323,974	18	8,234	411	332,208	393	323,974	18	8,234	411	332,208
1897.....	414	355,911	19	9,571	433	365,482	414	355,911	19	9,571	433	365,482
1898.....	468	403,971	18	9,914	486	413,885	468	403,971	18	9,914	486	413,885
1899.....	560	490,461	22	12,748	582	503,209	560	490,461	22	12,748	582	503,209
1900.....	373	319,444	5	2,495	378	321,939	372	319,429	5	2,495	377	321,924
1901.....	538	470,256	1	517	539	470,773	537	470,238	1	517	538	470,755
1902.....	644	537,352	2	997	646	538,349	644	537,352	2	997	646	538,349

b.—Under Inland Steam Navigation Rules.

YEARS.	ENTERED INWARDS.		CLEARED OUTWARDS.		TOTAL ENTERED AND CLEARED.	
	No.	Tons.	No.	Tons.	No.	Tons.
1893-1901.....
1902.....	69	14,040	69	14,040	138	28,080

TABLE No. 5.—TREASURE.

Treasure Imported and Exported during the Year 1902.

COUNTRIES FROM WHICH IMPORTED AND TO WHICH EXPORTED.	IMPORTS.					EXPORTS.				
	GOLD.		SILVER.		COPPER CASH.	GOLD.		SILVER.		COPPER CASH.
	In Bars.	In Coin.	In Sycee.	In Coin.		In Bars.	In Coin.	In Sycee.	In Coin.	
	Hk. <i>₤</i> s.	Hk. <i>₤</i> s.	Hk. <i>₤</i> s.	Hk. <i>₤</i> s.	Hk. <i>₤</i> s.	Hk. <i>₤</i> s.	Hk. <i>₤</i> s.	Hk. <i>₤</i> s.	Hk. <i>₤</i> s.	Hk. <i>₤</i> s.
1. FOREIGN COUNTRIES:—										
Hongkong.....	17,090	112,300	...
Japan.....	5,600	2,480	...	73,137	...
TOTAL: 1. FOREIGN COUNTRIES	22,690	2,480	...	185,437	...
2. CHINA:—										
Northern Ports.....	95,100	107,230	1,910	478,280	588,543	...
Central ".....	608,010	810,790	...	313,762*	1,969	495,211	577,683	...
Southern ".....	3,000	149,195	...
Inland Waters places.....	4,535	8,900	7,000	14,212
TOTAL: 2. CHINA	707,645	918,020	1,910	313,762	1,969	985,391	1,322,421	14,212
TOTAL: 1 and 2. FOREIGN COUNTRIES AND CHINA	707,645	940,710	1,910	313,762	4,449	985,391	1,507,858	14,212
GRAND TOTAL	1,648,355	...	1,910	318,211	...	2,493,249	...	14,212

* Including Hk. *₤*s. 4,850 of Gold Shoes.

TABLE No. 6.—PASSENGER TRAFFIC.

Passenger Traffic during the Year 1902.

PASSENGERS TO					PASSENGERS FROM			
STEAMERS.		SAILING VESSELS.			STEAMERS.		SAILING VESSELS.	
Foreigners.	Natives.	Foreigners.	Natives.		Foreigners.	Natives.	Foreigners.	Natives.
11	10,577	Tientsin.....	70	20,301
87	25,133	Chefoo.....	83	53,995
1	100	Port Arthur.....	1	3
45	184	Shanghai.....	141	860
1	Swatow.....
3	9	Hongkong.....	11	30
37	2	Japan.....	106	5
750*	Vladivostock.....
...	8,986	Inland Waters places.....	...	10,618
935	44,991	TOTAL	412	85,812

* Russian soldiers.

NEWCHWANG NATIVE CUSTOMS RETURNS, 1902.

TABLE No. I.—SHIPPING.

Number and Movements of Sea-going Junks, Inwards and Outwards,
for the Year ended 31st December 1902.

PORT.	ENTERED INWARDS.	CLEARED OUTWARDS.	TOTAL ENTERED AND CLEARED.
Shanhaikwan	1,286	1,270	2,556
Chinchow-fu	755	285	1,040
Ksichow	2,604	5,511	8,115
Shantung Ports	297	774	1,071
Shanghai	203	216	419
Fuhkien	35	33	68
TOTAL.....	5,180	8,089	13,269
TOTAL CAPACITY.....Piculs	3,358,623	4,116,186	7,474,809

47,048 up-river boats paid Tonnage Dues during the year.

12,180 up-river boats and sea-going junks registered during the year.

TABLE No. II.—GROSS AND NET VALUES OF THE JUNK TRADE OF NEWCHWANG,
1900* TO 1902.

	1900.*		1901.		1902.	
	NET VALUES.	GROSS VALUES.	NET VALUES.	GROSS VALUES.	NET VALUES.	GROSS VALUES.
	<i>Hk. \$s</i>	<i>Hk. \$s</i>	<i>Hk. \$s</i>	<i>Hk. \$s</i>	<i>Hk. \$s</i>	<i>Hk. \$s</i>
FOREIGN GOODS.						
Imported from Foreign Countries and Hongkong.....	
Imported from Chinese Ports.....	4,499		51,243		6,981	
Total Foreign Imports		4,499		51,243		6,981
Re-exported to Foreign Countries and Hongkong..	
Re-exported to Chinese Ports (chiefly to Kaichow, Tientsin, Shantung Ports, Chinchow-fu, and Shanhaikwan).....	18,348		75,168		21,382	
Total Foreign Re-exports	18,348		75,168		21,382	
Net Total Foreign Imports	
NATIVE PRODUCE.						
Imported (chiefly from Fukkien, Shanghai, Tien- tsin, Kaichow, and Chinchow-fu).....		193,608		10,231,780		12,306,785
Re-exported to Foreign Countries.....	
Re-exported to Chinese Ports.....	47,528		125,542		221,551	
Total Native Re-exports	47,528		125,542		221,551	
Net Total Native Imports	146,080		10,106,238		12,085,234	
Native Produce of local origin Exported to Foreign Countries	
Native Produce of local origin Exported to Chinese Ports	775,165		6,156,991		5,411,032	
Total Exports of local origin ...		775,165		6,156,991		5,411,032
Gross Value of the Trade of the Port		973,272		16,440,014		17,724,798
Net Value of the Trade of the Port, i.e., Foreign and Native Imports less Re-exports, and Native Exports of local origin	907,396		16,239,304		17,481,865	

* Five months ended 31st December.

TABLE No. III.—TRADE IN FOREIGN GOODS.—Imports and Re-exports.

DESCRIPTION OF GOODS.	Classifier of Quantity.	IMPORTS FROM FOREIGN COUNTRIES AND HONGKONG.		IMPORTS FROM CHINESE PORTS.		RE-EXPORTS TO FOREIGN COUNTRIES AND HONGKONG.		RE-EXPORTS TO CHINESE PORTS.		NET TOTAL IMPORTS.	
		Quantity.	Value.	Quantity.	Value.	Quantity.	Value.	Quantity.	Value.	Quantity.	Value.
COTTON GOODS:—											
Shirtings, White.....	Pieces	...	Hk. <i>₤</i> s	...	Hk. <i>₤</i> s	...	Hk. <i>₤</i> s	...	Hk. <i>₤</i> s	...	Hk. <i>₤</i> s
Drills, American.....	"	10	30
Sheetings, American.....	"	144	576
Cotton Italians, Plain and } Figured..... }	"	5	45	1,422	5,690
" Yarn, Indian.....	Piculs	2	18	3	27
" " Japanese.....	"	11	277
" Thread.....	"	3	128	82	2,299
								1	39	2	89
METALS:—											
Old Iron Cart Tires.....	Piculs	52	57
" " Horseshoes.....	"	30	103
" " Wire.....	"	8	15	8	15
" " Unclassed.....	"	150	150	150	150
Copper, Old.....	"	3	42	3	42
Metals, Unclassed.....	"	21	191
SUNDRIES:—											
Flour, American.....	Piculs	1,050	4,110	26	102	1,024	4,008
Matches.....	Gross	4,892	1,182
Seaweed, Japan, 1st Quality	Piculs	502	1,255
" Russian, 2nd "	"	623	1,246
Sugar, Brown.....	"	884	3,977
" White.....	"	279	1,940
" Candy.....	"	70	562
Sundries, Unenumerated.....	Value	2,491	1,838	...	653
TOTAL.....	Hk. <i>₤</i>s	6,981	21,382	...	4,984
Excess of Re-export above Import of some articles during the year.....										Hk. <i>₤</i> s	19,385
NET TOTAL.....										Hk. <i>₤</i> s	...

TABLE No. IV.—TRADE IN NATIVE PRODUCE.—Imports and Re-exports.

DESCRIPTION OF GOODS.	Classifier of Quantity.	IMPORTS FROM CHINESE PORTS.		RE-EXPORTS TO CHINESE PORTS.		RE-EXPORTS TO FOREIGN COUNTRIES AND HONGKONG.		NET TOTAL IMPORTS.	
		Quantity.	Value.	Quantity.	Value.	Quantity.	Value.	Quantity.	Value.
			<i>Hk. Ts</i>		<i>Hk. Ts</i>		<i>Hk. Ts</i>		<i>Hk. Ts</i>
Almonds.....	<i>Piculs</i>	104	1,040	104	1,040
Alum, White.....	"	8,377	20,943	90	226	8,287	20,717
" Green.....	"	161	563	161	563
Bags, Straw.....	<i>Pieces</i>	94,810	1,151	94,810	1,151
Bamboo Brooms.....	"	314,560	18,874	61,115	3,667	253,445	15,207
" Canes.....	"	347,980	52,192	29,204	4,380	318,776	47,812
" Poles.....	"	84,534	17,311	23,478	5,825	61,056	11,486
" Split and Leaf.....	<i>Piculs</i>	4,590	11,305	1,436	3,881	3,154	8,424
Bambooware.....	"	746	29,828	746	29,828
Beancake.....	"	1,032	1,434	1,032	1,434
Beancurd.....	"	1,304	5,258	1,304	5,258
Beans, Black.....	"	135	243	135	243
" Green.....	"	464	929	464	929
" White, Small.....	"	484	1,064	484	1,064
" Yellow.....	"	1,142	2,111	1,142	2,111
Books, Chinese.....	"	34	795	34	795
Brassware.....	"	210	12,599	210	12,599
Building Materials.....	<i>Value</i>	...	3,391	3,391
Caps and Hats, Silk.....	<i>Pieces</i>	1,364	682	1,364	682
" Felt.....	"	21,882	1,594	21,882	1,594
Carts and Cart-making Materials.....	<i>Value</i>	...	38,139	38,139
Chestnuts.....	<i>Piculs</i>	3,175	22,224	3,175	22,224
Chillies, Dried.....	"	1,800	39,138	1,800	39,138
Chinaware, Fine.....	<i>Bundles</i>	17,294	35,364	822	1,269	16,472	34,095
" Coarse.....	"	201,360	232,013	4,820	5,108	196,540	226,905
Chopsticks, Bamboo.....	<i>Piculs</i>	4,517	14,166	38	113	4,479	14,053
Clams, Fresh.....	"	8,190	3,842	8,190	3,842
Cloth, Native (Nankeens).....	"	172,891	8,212,332	19	893	172,872	8,211,439
Clothing, Miscellaneous.....	<i>Value</i>	...	522	522
Coal.....	<i>Tons</i>	25,623	192,176	255	1,916	25,368	190,260
Coke.....	"	313	2,546	313	2,546
Compo.....	<i>Piculs</i>	142	5,804	142	5,804
Cotton, Raw.....	"	1,212	18,173	332	4,978	880	13,195
" Old, and Rags.....	"	634	3,729	61	361	573	3,368
Dates, Red.....	"	7,307	37,534	7,307	37,534
Dye-stuff, Unclassed.....	"	6,027	16,840	6,027	16,840
Earthenware.....	<i>Pieces</i>	30,587	214,050	473	3,311	30,114	210,739
Eggs, Fresh.....	"	18,032,648	157,413	313,117	2,446	17,719,531	154,967
" Preserved.....	"	471,165	3,232	471,165	3,232
Fire-crackers and Fireworks.....	<i>Piculs</i>	517,510	6,809	22,800	274	494,710	6,535
Firewood.....	"	70	1,408	70	1,408
Fish, Dried and Salt.....	"	53,199	46,137	53,199	46,137
Fishery Products.....	"	6,768	43,972	6,768	43,972
Flour.....	"	249	4,530	249	4,530
Fruit, Fresh.....	"	521	1,967	521	1,967
Ginger, Green.....	"	1,616	3,611	1,616	3,611
Glassware.....	"	5,591	20,232	554	2,260	5,037	17,972
Grain:—	"	397	4,971	397	4,971
Maize.....	<i>Piculs</i>	55	165	55	165
Millet, Tall.....	"	153	184	153	184
" Small.....	"	170	382	170	382
Rice.....	"	1,066	4,281	3,127	12,507
Wheat.....	"	10,992	21,984	10,992	21,984
Ground-nuts.....	"	2,099	5,248	2,099	5,248
Gypsum.....	"	2,804	2,804	30	30	2,774	2,774
Hats, Straw.....	<i>Pieces</i>	195,409	3,336	195,409	3,336
Hides, Cow.....	<i>Piculs</i>	8,596	171,927	8,596	171,927
Ink, China.....	"	306	22,439	306	22,439

TABLE No. IV.—TRADE IN NATIVE PRODUCE.—Imports and Re-exports—Cont^d

DESCRIPTION OF GOODS.	Classifier of Quantity.	IMPORTS FROM CHINESE PORTS.		RE-EXPORTS TO CHINESE PORTS.		RE-EXPORTS TO FOREIGN COUNTRIES AND HONGKONG.		NET TOTAL IMPORTS.	
		Quantity.	Value.	Quantity.	Value.	Quantity.	Value.	Quantity.	Value.
			<i>Hk. Tls.</i>		<i>Hk. Tls.</i>		<i>Hk. Tls.</i>		<i>Hk. Tls.</i>
Iron Nails.....	<i>Piculs</i>	3,485	20,581	19	123	3,466	20,458
" Old.....	"	3,396	3,420	121	363	3,275	3,057
" Pans.....	<i>Pieces</i>	475,630	449,260	475,630	449,260
Ironware.....	<i>Piculs</i>	2,857	19,794	34	195	2,823	19,599
Joss Sticks.....	"	8,368	125,519	8,368	125,519
Joss-stick Powder.....	"	2,337	4,027	2,337	4,027
Lampblack.....	"	597	2,025	597	2,025
Lead, White.....	"	194	1,944	194	1,944
Leather Trunks.....	"	363	5,440	363	5,440
Lily Flowers, Dried.....	"	61	550	95	1,042
Lime.....	"	4,845	5,760	4,845	5,760
Liquorice.....	"	894	5,363	894	5,363
Lye.....	"	52,095	39,497	52,095	39,497
Mats, Straw.....	<i>Pieces</i>	594,691	35,681	594,691	35,681
Medicines.....	<i>Piculs</i>	3,835	27,401	3,835	27,401
Mules and Ponies.....	<i>No.</i>	31	1,110	31	1,110
Oil, Wood.....	<i>Piculs</i>	175	1,748
Oilcloth.....	<i>Value</i>	...	5,092	5,092
Paper, 1st Quality.....	<i>Piculs</i>	7,136	142,721	99	1,981	7,037	140,740
" 2nd.....	"	360	4,684	35	367	325	4,317
" Joss.....	"	40	1,240	40	1,240
" Lo-hai.....	<i>Value</i>	...	486,738	...	3,640	483,098
Pears, Fresh.....	<i>Piculs</i>	31,809	61,504	31,809	61,504
Persimmons, Dried.....	"	267	1,186	267	1,186
Pipes, White Metal.....	"	10	1,034	10	1,034
Plants and Shrubs.....	<i>Value</i>	...	645	645
Potatoes.....	<i>Piculs</i>	3,911	3,452	3,911	3,452
Prawns and Shrimps, Dried.....	"	34,481	267,230	34,481	267,230
Preserves.....	"	10	86
Provisions.....	"	1,806	2,605	1,806	2,605
Rattans, Split.....	"	355	2,832	355	2,832
Reedware.....	<i>Value</i>	...	8,259	8,259
Salt.....	<i>Piculs</i>	245,282	122,640	296,801	148,400
Samsu.....	"	5,559	55,585	5,559	55,585
Sea Blubber.....	"	780	4,361	43	238	737	4,123
Seeds, Melon.....	"	870	5,653	870	5,653
Shoes and Boots, Felt.....	<i>Pairs</i>	2,152	1,507	2,152	1,507
" " Silk and Cotton.....	"	13,260	14,586	13,260	14,586
Shrimp Skins.....	<i>Piculs</i>	4,052	6,432	4,052	6,432
Silk, Raw, Yellow.....	"	37	12,789	37	12,789
Sinews, Deer and Cow.....	"	30	605	30	605
Skins (Furs), Fox.....	<i>Pieces</i>	542	1,355	542	1,355
" Raccoon.....	"	8,071	5,650	8,071	5,650
Soda.....	<i>Piculs</i>	169	1,092	169	1,092
Soy.....	"	155	599	155	599
Straw and Grass.....	"	38,723	81,726	38,723	81,726
Tea, Black.....	"	1,798	53,949	1,798	53,949
" Green.....	"	2,735	82,048	2,735	82,048
Timber, Beams and Planks.....	<i>Pieces</i>	34,627	87,316	562	778	34,065	86,538
" Poles.....	"	29,482	21,565	3,871	1,096	25,611	20,469
Tobacco, Leaf.....	<i>Piculs</i>	229	2,744	229	2,744
" Prepared.....	"	133	3,313	41	1,037	92	2,276
Umbrellas, Paper.....	<i>Pieces</i>	15,718	3,143	5,065	1,013	10,653	2,130
Varnish.....	<i>Piculs</i>	35	1,053	35	1,053
Vegetables, Fresh.....	<i>Value</i>	...	19,336	19,336
" Dried and Salted.....	"	...	999	999
Vermicelli.....	<i>Piculs</i>	86	472	86	472
Vinegar.....	"	866	1,131	866	1,131
Walnuts.....	"	2,192	14,080	2,192	14,080

TABLE No. IV.—TRADE IN NATIVE PRODUCE.—Imports and Re-exports—*Cont^d*

DESCRIPTION OF GOODS.	Classifier of Quantity.	IMPORTS FROM CHINESE PORTS.		RE-EXPORTS TO CHINESE PORTS.		RE-EXPORTS TO FOREIGN COUNTRIES AND HONGKONG.		NET TOTAL IMPORTS.	
		Quantity.	Value.	Quantity.	Value.	Quantity.	Value.	Quantity.	Value.
			<i>Hk. Ts</i>		<i>Hk. Ts</i>		<i>Hk. Ts</i>		<i>Hk. Ts</i>
Wood, Unclassed.....	<i>Piculs</i>	1,679	5,539	99	211	1,580	5,328
Woodware	"	1,664	33,274	57	1,069	1,607	32,205
Yeast-cake.....	"	383	2,966	383	2,966
Sundries, Unenumerated.....	<i>Value</i>	...	123,752	...	5,719	118,033
TOTAL.....	<i>Hk. Ts</i>		12,306,785		221,551				12,121,546
Excess of Re-export above Import of some articles during the year.....								<i>Hk. Ts</i>	36,312
NET TOTAL.....								<i>Hk. Ts</i>	12,085,234

TABLE No. V.—TRADE IN NATIVE PRODUCE.—Exports and Re-exports.

DESCRIPTION OF GOODS.	Classifier of Quantity.	EXPORTS TO FOREIGN COUNTRIES.		EXPORTS TO HONGKONG.		EXPORTS TO CHINESE PORTS.		TOTAL RE-EXPORTS TO CHINESE PORTS.		TOTAL EXPORTS (including Re-exports).	
		Quantity.	Value.	Quantity.	Value.	Quantity.	Value.	Quantity.	Value.	Quantity.	Value.
			<i>Hk. Ts</i>		<i>Hk. Ts</i>		<i>Hk. Ts</i>		<i>Hk. Ts</i>		<i>Hk. Ts</i>
Almonds.....	<i>Piculs</i>	149	895	149	895
Alum, White.....	"	90	226	90	226
Bamboo Brooms.....	<i>Pieces</i>	61,115	3,667	61,115	3,667
" Canes.....	"	29,204	4,380	29,204	4,380
" Poles.....	"	23,478	5,825	23,478	5,825
" Split and Leaf.....	<i>Piculs</i>	1,436	2,881	1,436	2,881
Beancake.....	"	197,939	275,134	197,939	275,134
Beans, Black.....	"	2,578	4,324	2,578	4,324
" Green.....	"	18,326	36,654	18,326	36,654
" Small.....	"	945	2,551	945	2,551
" Red.....	"	81	178	81	178
" Yellow.....	"	332,337	614,821	332,337	614,821
" Miscellaneous.....	"	1,406	2,951	1,406	2,951
Bones, Cow and Refuse.....	"	492	690	492	690
Carts & Cart-making Materials.....	<i>Value</i>	3,061	3,061
Chinaware, Fine.....	<i>Bundles</i>	822	1,269	822	1,269
" Coarse.....	"	4,820	5,108	4,820	5,108
Chopsticks, Bamboo.....	<i>Piculs</i>	38	113	38	113
Cloth, Native (Nankeens).....	"	19	893	19	893
Coal.....	<i>Tons</i>	255	1,916	255	1,916
Cotton, Raw.....	<i>Piculs</i>	332	4,978	332	4,978
" Old.....	"	61	361	61	361
Earthenware.....	<i>Pieces</i>	473	3,311	473	3,311
Eggs, Preserved.....	"	313,117	2,446	313,117	2,446
Fish, Dried and Salt.....	<i>Piculs</i>	286	2,037	...	274	22,800	274
Ginger, Green.....	"	554	2,260	554	2,260
Glue, Cow and Imitation } Deer-horn..... }	"	291	4,552	291	4,552
Grain:—											
Barley.....	<i>Piculs</i>	255	2,118	255	2,118
Maize.....	"	45,613	136,839	45,613	136,839
Millet, Tall.....	"	700,517	840,620	700,517	840,620
" Small.....	"	272,105	612,237	272,105	612,237
" Miscellaneous.....	"	446	887	446	887
Rice.....	"	3,127	12,507	3,127	12,507
Wheat.....	"	23,328	46,655	23,328	46,655
Gypsum.....	"	30	30	30	30
Hair, Horse, Tails.....	"	22	788	22	788
" Pig.....	"	3,329	10,232	3,329	10,232
Hemp.....	"	1,122	8,975	1,122	8,975
Hides, Ass.....	"	43	1,426	43	1,426
Honey.....	"	175	1,851	175	1,851
Hoofs, Cow.....	"	204	728	204	728
Horns, Deer, Old.....	"	21	1,491	21	1,491
Indigo, Liquid.....	"	3,645	18,225	3,645	18,225
Iron Nails.....	"	19	123	19	123
" Old.....	"	121	363	121	363
Ironware.....	"	34	195	34	195
Jute.....	"	6,123	24,494	6,123	24,494
Lily Flowers, Dried.....	"	94	1,042	94	1,042
Liquorice.....	"	69	414	69	414
Medicines.....	"	5,982	29,189	5,982	29,189
Mushrooms.....	"	71	1,410	71	1,410
Nuts, Fir.....	"	632	2,874	632	2,874
Oil, Bean.....	"	447,178	2,097,265	447,178	2,097,265
" Castor.....	"	21,608	140,451	21,608	140,451
" Hazel-nut.....	"	1,044	5,975	1,044	5,975
" Wood.....	"	175	1,748	175	1,748

TABLE No. V.—TRADE IN NATIVE PRODUCE.—Exports and Re-exports—Cont^d.

DESCRIPTION OF GOODS.	Classifier of Quantity.	EXPORTS TO FOREIGN COUNTRIES.		EXPORTS TO HONGKONG.		EXPORTS TO CHINESE PORTS.		TOTAL RE-EXPORTS TO CHINESE PORTS.		TOTAL EXPORTS (including Re-exports).	
		Quantity.	Value.	Quantity.	Value.	Quantity.	Value.	Quantity.	Value.	Quantity.	Value.
			Hk. Ts		Hk. Ts		Hk. Ts		Hk. Ts		Hk. Ts
Oil, Refuse.....	Piculs	424	700	424	700
Opium, Native.....	Catties	134	536	134	536
Paper, 1st Quality.....	Piculs	99	1,981	99	1,981
" 2nd	"	35	367	35	367
" Lo-hai.....	Value	3,640	...	3,640
Potash.....	Piculs	15,579	53,594	15,579	53,594
Potatoes.....	"	3,437	2,006	3,437	2,006
Prawns and Shrimps, Dried.....	"	178	1,380	178	1,380
Preserves.....	"	10	86	10	86
Provisions.....	"	216	1,106	216	1,106
Rope, Hemp.....	"	1,309	11,955	1,309	11,955
Salt.....	"	296,801	148,400	296,801	148,400
Samsu.....	"	33,515	335,151	33,515	335,151
Sea Blubber.....	"	43	238	43	238
Seed Cake.....	"	16,165	8,015	16,165	8,015
" Melon.....	"	1,839	11,953	1,839	11,953
" Sesamum.....	"	281	1,547	281	1,547
Shoes, Felt.....	Pairs	1,930	1,352	1,930	1,352
Shrimp Sauce.....	Piculs	1,112	1,158	1,112	1,158
" Skins.....	"	1,039	3,551	1,039	3,551
Silk Pongees.....	"	2	438	2	438
Sinews, Deer and Cow.....	"	270	4,771	270	4,771
Soda.....	"	1,129	5,660	1,129	5,660
Straw and Grass.....	"	488	1,246	488	1,246
Timber, Beams and Planks.....	Pieces	562	778	562	778
" Poles.....	"	3,871	1,096	3,871	1,096
Tobacco, Leaf.....	Piculs	1,590	19,078	1,590	19,078
" Prepared.....	"	41	1,037	41	1,037
Umbrellas, Paper.....	Pieces	5,065	1,013	5,065	1,013
Vermicelli.....	Piculs	250	1,373	250	1,373
Wood, Unclassed.....	"	99	211	99	211
Woodware.....	"	57	1,069	57	1,069
Sundries, Unenumerated.....	Value	11,560	...	5,719	...	17,279
TOTAL.....	Hk. Ts	5,411,032	...	221,551	...	5,632,583	...

TABLE No. VI.—REVENUE.

Dues, Duties, and Likin collected, for the Years 1900* to 1902.

	1900.*	1901.	1902.
	<i>Hk. \$s m.c.c.</i>	<i>Hk. \$s m.c.c.</i>	<i>Hk. \$s m.c.c.</i>
Import Duty	3,196.60.8 †	119,281.2.4.2 †	135,991.0.5.5
Export. „	32,417.1.7.5	118,571.4.9.4	117,049.6.7.7
Coast Trade Duty.....	3,990.0.1.4	49,974.2.3.0	56,377.2.5.3
Tonnage Dues	5,589.0.0.0	25,490.9.7.2	27,164.9.2.8
Inward Likin	1,510.2.9.0	63,381.9.0.5	79,578.6.2.8
Outward „	2,597.6.6.7	28,775.5.5.4	28,686.3.3.2
Opium Tax ‡	27,717.1.5.1	34,627.2.1.6
Salt Tax ‡	49,991.6.0.0
TOTAL COLLECTION <i>Hk. \$s</i>	49,300.7.5.4	433,192.5.4.8	529,466.6.8.9

* Five months ended 31st December.

† Including Salt Tax.

‡ Including Inland Taxes on Native Opium and Salt brought to port by carts.

CHINWANGTAO TRADE RETURNS,

FOR THE YEAR 1902.

A.—GENERAL TABLES.

TABLE No. I.—SHIPPING.

Number and Tonnage of Vessels Entered and Cleared under each Flag,
for the Year ended 31st December 1902.

a.—Under General Regulations.

FLAG.	STEAMERS.													
	ENTERED INWARDS.						CLEARED OUTWARDS.						TOTAL ENTERED AND CLEARED.	
	With Cargo.		In Ballast.		TOTAL.		With Cargo.		In Ballast.		TOTAL.			
	No.	Tons.	No.	Tons.	No.	Tons.	No.	Tons.	No.	Tons.	No.	Tons.	No.	Tons.
British	46	53,064	43	48,932	89	101,996	70	80,037	16	18,375	86	98,412	175	200,408
American	1	631	1	316	2	947	1	631	1	316	2	947	4	1,894
German	7	7,021	3	2,998	10	10,019	5	5,000	5	5,019	10	10,019	20	20,038
Danish.....	3	2,586	3	2,586	1	862	2	1,724	3	2,586	6	5,172
Norwegian	19	15,369	13	10,404	32	25,773	28	22,745	4	3,028	32	25,773	64	51,546
Russian	10	5,420	4	2,415	14	7,835	7	4,041	7	3,794	14	7,835	28	15,670
Japanese	2	2,355	1	302	3	2,657	1	683	2	1,974	3	2,657	6	5,314
Chinese.....	5	1,630	1	326	6	1,956	6	1,956	6	1,956	12	3,912
Total Steamers ...	93	88,076	66	65,693	159	153,769	119	115,955	37	34,230	156	150,185	315	303,954
SAILING VESSELS.—Nil.														

b.—Under Inland Steam Navigation Rules.

Nil.

TABLE No. II.—GROSS AND NET VALUES OF THE TRADE OF
CHINWANGTAO, 1902.

	NET VALUES.	GROSS VALUES.
	<i>Hk. Ts.</i>	<i>Hk. Ts.</i>
FOREIGN GOODS.		
Imported from Foreign Countries and Hongkong	392,101	
Imported from Chinese Ports	2,102,692	
Total Foreign Imports		2,494,793
Re-exported to Foreign Countries and Hongkong	
Re-exported to Chinese Ports	
Total Foreign Re-exports	
Net Total Foreign Imports	2,494,793	
NATIVE PRODUCE.		
Imported (chiefly from Shanghai, Hankow, and Foochow)		861,867
Re-exported to Foreign Countries	
Re-exported to Chinese Ports	
Total Native Re-exports	
Net Total Native Imports	861,867	
Native Produce of local origin Exported to Foreign Countries	119,087	
Native Produce of local origin Exported to Chinese Ports	1,029,584	
Total Exports of local origin		1,148,671
Gross Value of the Trade of the Port		4,505,331
Net Value of the Trade of the Port, i.e., Foreign and Native Imports less } Re-exports, and Native Exports of local origin	4,505,331	

TABLE No. III.—TRADE IN FOREIGN GOODS.—Imports and Re-exports.

DESCRIPTION OF GOODS.	Classifier of Quantity.	IMPORTS FROM FOREIGN COUNTRIES AND HONGKONG.		IMPORTS FROM CHINESE PORTS.		RE-EXPORTS TO FOREIGN COUNTRIES AND HONGKONG.		RE-EXPORTS TO CHINESE PORTS.		NET TOTAL IMPORTS.	
		Quantity.	Value.	Quantity.	Value.	Quantity.	Value.	Quantity.	Value.	Quantity.	Value.
COTTON GOODS:—											
Shirtings, Grey, Plain.....	Pieces	3,860	Hk. \$75 96,500	54,925	Hk. \$75 137,313	58,785	Hk. \$75 233,813
" White, ".....	"	35,379	Hk. \$75 142,154	35,379	Hk. \$75 142,154
" Dyed, ".....	"	1,259	Hk. \$75 3,148	1,259	Hk. \$75 3,148
" Dyed, Brocaded } and Spotted.. }	"	1,628	Hk. \$75 6,105	1,628	Hk. \$75 6,105
T-Cloths.....	"	6,585	Hk. \$75 18,110	6,585	Hk. \$75 18,110
Drills, Dutch.....	"	3,000	Hk. \$75 9,750	3,000	Hk. \$75 9,750
" American.....	"	19,095	Hk. \$75 80,342	19,095	Hk. \$75 80,342
Jeans, English.....	"	2,672	Hk. \$75 7,384	2,672	Hk. \$75 7,384
Twills.....	"	300	Hk. \$75 1,050	300	Hk. \$75 1,050
Jeans, American.....	"	2,060	Hk. \$75 6,489	2,060	Hk. \$75 6,489
Sheetings, English.....	"	620	Hk. \$75 2,225	620	Hk. \$75 2,225
" American.....	"	132,715	Hk. \$75 507,262	132,715	Hk. \$75 507,262
Chintzes, Furnitures, and } Cotton Prints..... }	"	20,977	Hk. \$75 68,150	20,977	Hk. \$75 68,150
Printed T-Cloths.....	"	1,786	Hk. \$75 3,572	1,786	Hk. \$75 3,572
Turkey Red Cottons.....	"	3,323	Hk. \$75 12,462	3,323	Hk. \$75 12,462
Cotton Lastings, Plain } and Figured... }	"	5,356	Hk. \$75 21,424	5,356	Hk. \$75 21,424
Italians.....	"	6,651	Hk. \$75 32,151	6,651	Hk. \$75 32,151
Velvets.....	"	27	Hk. \$75 243	27	Hk. \$75 243
Lawns and Muslins.....	"	4,716	Hk. \$75 9,432	4,716	Hk. \$75 9,432
Handkerchiefs.....	Dozens	191	191	3,310	Hk. \$75 3,310	3,501	Hk. \$75 3,501
Towels.....	"	28,512	Hk. \$75 21,861	28,512	Hk. \$75 21,861
Taffachellas.....	Pieces	288	Hk. \$75 555	288	Hk. \$75 555
Blankets, Cotton.....	"	3,046	Hk. \$75 1,523	3,046	Hk. \$75 1,523
Cotton Spanish Stripes.....	"	602	Hk. \$75 2,338	602	Hk. \$75 2,338
" Flannel.....	"	300	Hk. \$75 1,469	300	Hk. \$75 1,469
" Lace.....	"	460	Hk. \$75 92	460	Hk. \$75 92
Japanese Cotton Cloth.....	"	4	Hk. \$75 20	4	Hk. \$75 20
Mosquito Netting.....	"	1,700	Hk. \$75 3,255	1,700	Hk. \$75 3,255
Cotton Yarn, English.....	Piculs	783	Hk. \$75 27,405	783	Hk. \$75 27,405
" " Indian.....	"	10,300	Hk. \$75 246,654	10,300	Hk. \$75 246,654
" " Japanese.....	"	2,115	Hk. \$75 52,464	2,115	Hk. \$75 52,464
" Thread.....	"	1	Hk. \$75 80	1	Hk. \$75 80
WOOLLEN GOODS:—											
Camlets, English.....	Pieces	270	Hk. \$75 3,615	270	Hk. \$75 3,615
Lastings.....	"	100	Hk. \$75 1,000	100	Hk. \$75 1,000
Long Ells.....	"	80	Hk. \$75 375	80	Hk. \$75 375
Spanish Stripes.....	"	36	Hk. \$75 450	36	Hk. \$75 450
Cloth, Broad and Medium.....	"	6	Hk. \$75 165	6	Hk. \$75 165
" Russian.....	"	60	Hk. \$75 2,550	60	Hk. \$75 2,550
Blankets.....	Pairs	533	Hk. \$75 2,132	533	Hk. \$75 2,132
Union Cloth.....	Pieces	20	Hk. \$75 220	20	Hk. \$75 220
Italian ".....	"	90	Hk. \$75 594	90	Hk. \$75 594
Woollen Yarn.....	Piculs	41	Hk. \$75 4,210	41	Hk. \$75 4,210
MISCELLANEOUS PIECE GOODS:—											
Silk and Cotton Mixtures.....	Pieces	12	Hk. \$75 259	12	Hk. \$75 259
" " Cotton Mixtures.....	Piculs	5	Hk. \$75 1,260	5	Hk. \$75 1,260
" " Japanese.....	"	14	Hk. \$75 334	14	Hk. \$75 334
Plush.....	Pieces	14	Hk. \$75 334	14	Hk. \$75 334
METALS:—											
Iron, Nail-rod.....	Piculs	1,407	Hk. \$75 3,307	1,407	Hk. \$75 3,307
" Bar.....	"	3,087	Hk. \$75 7,343	3,087	Hk. \$75 7,343

TABLE No. III.—TRADE IN FOREIGN GOODS.—Imports and Re-exports—Cont^d.

DESCRIPTION OF GOODS.	Classifier of Quantity.	IMPORTS FROM FOREIGN COUNTRIES AND HONGKONG.		IMPORTS FROM CHINESE PORTS.		RE-EXPORTS TO FOREIGN COUNTRIES AND HONGKONG.		RE-EXPORTS TO CHINESE PORTS.		NET TOTAL IMPORTS.	
		Quantity.	Value.	Quantity.	Value.	Quantity.	Value.	Quantity.	Value.	Quantity.	Value.
METALS, continued:—											
Iron, Hoop.....	Piculs	...	Hk. Tls	204	579	204	579
" Sheets and Plates.....	"	159	636	159	636
" Sheets and Plates, } Galvanized.....	"	784	4,841	784	4,841
" Wire.....	"	622	3,732	622	3,732
" Galvanized.....	"	184	928	100	600	284	1,528
" Old.....	"	7,891	14,088	7,891	14,088
Old Iron Hoops.....	"	646	1,297	646	1,297
Iron Nails.....	"	1,437	6,377	1,437	6,377
" Screws.....	Gross	3,443	710	3,443	710
" Bolts, Nuts, and Locks	Dozens	1,590	993	1,590	993
Ironware.....	Piculs	301	580	301	580
Tinplates.....	"	23	143	23	143
Lead, in Pigs.....	"	25	144	25	144
Copper, Sheets and Plates.....	"	13	358	13	358
Copperware, Unclassed.....	"	4	180	4	180
Yellow Metal, Sheets.....	"	21	578	21	578
Brassware.....	"	1	21	2	47	3	68
Steel.....	"	2,718	14,221	2,718	14,221
White Metal.....	"	103	4,968	103	4,968
Nickel.....	"	45	3,173	45	3,173
SUNDRIES:—											
Agar-agar.....	Piculs	564	2,150	564	2,150
Aniseed, Star.....	"	29	725	106	2,926	135	3,651
Basins, Tin.....	Gross	145	872	145	872
Bedsteads and Bedding.....	Value	216	216
Betel-nuts.....	Piculs	547	1,644	22	108	569	1,752
Bicho de Mar, Black.....	"	18	908	310	12,064	328	12,972
Birds Nests, 2nd Quality.....	Catties	93	1,767	93	1,767
Biscuits.....	Value	356	356
Books.....	"	...	634	...	1,149	1,783
Borax.....	Piculs	9	123	9	123
Boxes, Tin.....	Gross	892	1,357	892	1,357
Braid, Llama.....	Pieces	7,100	1,789	7,100	1,789
Butter and Cheese.....	Value	372	372
Buttons, Brass.....	Gross	130	113	130	113
" Fancy.....	"	368	737	368	737
Candles.....	Boxes	704	1,828	704	1,828
Carpets.....	Value	939	939
Chinese Blue.....	Piculs	9	430	9	430
Cigarettes.....	Value	...	250	...	6,923	7,173
Cigars.....	"	...	745	...	247	992
Clocks.....	Pieces	200	...	2,303	2,614	2,503	2,844
Clothing.....	Value	...	195	...	2,555	2,750
Compo.....	Piculs	24	1,070	24	1,070
Confectionery.....	Value	58	58
Crockery.....	"	130	130
Cutlery.....	"	50	50
Cuttle-fish.....	Piculs	48	705	48	705
Dyes, Aniline.....	Value	17,081	17,081
Enamelledware.....	"	91	91
Feathers, Kingfisher.....	Pieces	6,332	538	6,332	538
Fish Maws.....	Piculs	7	360	7	360
" Bones.....	"	3	367	3	367
Flour.....	"	383	1,312	383	1,312
" Potato.....	"	183	836	183	836
Glass, Window.....	Boxes	405	1,823	3,878	21,626	4,283	23,449

TABLE No. III.—TRADE IN FOREIGN GOODS.—Imports and Re-exports—Cont^d

DESCRIPTION OF GOODS.	Classifier of Quantity.	IMPORTS FROM FOREIGN COUNTRIES AND HONGKONG.		IMPORTS FROM CHINESE PORTS.		RE-EXPORTS TO FOREIGN COUNTRIES AND HONGKONG.		RE-EXPORTS TO CHINESE PORTS.		NET TOTAL IMPORTS.	
		Quantity.	Value.	Quantity.	Value.	Quantity.	Value.	Quantity.	Value.	Quantity.	Value.
SUNDRIES, continued:—											
Glass, Plate.....	Value	...	Hk. \$s	...	Hk. \$s	...	Hk. \$s	...	Hk. \$s	...	Hk. \$s
Glassware.....	Piculs	9	144	20	336	29	480
Glue, Cow.....	20	450	20	450
Graphophones.....	Value	1,196	1,196
Hardware.....	"	4,702	4,702
Harness and Saddlery.....	"	232	232
Hemp Sacking.....	Pieces	35,500	3,323	1,100	88	36,600	3,411
Indigo, Liquid.....	Piculs	164	1,125	164	1,125
Isinglass.....	"	86	4,730	86	4,730
Lamps and Lampware.....	Value	3,430	3,430
Lead, White.....	Piculs	57	508	57	508
" Yellow.....	"	25	238	25	238
Leather, Cow.....	"	14	696	14	696
Logwood Extract.....	"	244	2,552	244	2,552
Looking-glasses and Mirrors, Japanese.....	Pieces	1,300	584	1,300	584
Lung-ngan Pulp.....	Piculs	58	722	58	722
Lung-ngans, Dried.....	"	14	112	14	112
Machinery.....	Value	648	648
Matches.....	Gross	14,750	3,440	14,750	3,440
Materials for Chinwangtao Harbour Works.....	Value	...	72,959	...	85,123	158,082
Materials for Hai-ho Works.....	"	2,277	2,277
Medicines.....	"	...	108	...	964	1,072
Milk, Condensed, in Tins.....	Dozens	1,100	1,935	1,100	1,935
Mining Gear and Requisites.....	Value	...	102,104	...	6,235	108,339
Musical Boxes.....	Pieces	20	458	20	458
Needles.....	Mille	70,350	12,343	70,350	12,343
Nutgalls.....	Piculs	49	875	49	875
Oil, Kerosene, American.....	Galls.	21,000	2,960	21,000	2,960
" Kerosene, Dutch (Langkat).....	"	100,000	7,694	100,000	7,694
" Kerosene, Russian.....	"	190,000	23,680	190,000	23,680
Oilcloth.....	Value	2,711	2,711
Paint, Green.....	Piculs	33	915	33	915
Paints, Assorted.....	"	...	200	58	489	68	689
Paper, 1st Quality.....	"	608	9,728	47	768	655	10,496
" 2nd.....	"	25	175	25	175
" Printing.....	Reams	215	906	215	906
" Wall.....	Value	91	91
Pepper, Black.....	Piculs	120	1,557	120	1,557
Peppermint Leaf.....	"	10	38	10	38
Perfumery.....	Value	...	11	...	1,066	1,077
Photographic Materials.....	"	...	88	...	141	229
Printing Materials.....	"	...	1,340	...	450	1,790
Prussian Blue.....	Piculs	2	50	2	50
Purses, Leather.....	Value	234	234
Railway Materials.....	"	...	7,270	...	212,501	219,771
Raisins.....	Piculs	29	392	29	392
Rugs and Druggets.....	Pieces	35	92	35	92
Safes.....	"	1	85	1	85
Seaweed, 1st Quality.....	Piculs	459	1,193	459	1,193
Sharks Fins, Black.....	"	9	480	9	480
" White.....	"	139	5,225	139	5,225
" Prepared.....	"	2	438	2	438
Silk Lace.....	Value	583	583
" and Cotton Lace.....	"	146	146
" Ribbons.....	"	1,513	1,513
" Thread.....	Piculs	2	368	2	368

TABLE No. III.—TRADE IN FOREIGN GOODS.—Imports and Re-exports—Cont^d

DESCRIPTION OF GOODS.	Classifier of Quantity.	IMPORTS FROM FOREIGN COUNTRIES AND HONGKONG.		IMPORTS FROM CHINESE PORTS.		RE-EXPORTS TO FOREIGN COUNTRIES AND HONGKONG.		RE-EXPORTS TO CHINESE PORTS.		NET TOTAL IMPORTS.	
		Quantity.	Value.	Quantity.	Value.	Quantity.	Value.	Quantity.	Value.	Quantity.	Value.
SUNDRIES, continued:—											
			<i>Hk. \$s.</i>		<i>Hk. \$s.</i>		<i>Hk. \$s.</i>		<i>Hk. \$s.</i>		<i>Hk. \$s.</i>
Skins (Furs), Seal.....	Pieces	1	53	1	53
Soap, Bar.....	Boxes	1,125	2,817	1,125	2,817
" Toilet.....	Value	...	13	...	8,650	8,663
Soda Ash.....	Piculs	409	1,145	409	1,145
Stationery.....	Value	...	863	...	4,322	5,185
Stores, Household.....	"	...	1,564	...	1,327	2,891
Stoves and Grates.....	"	...	900	...	172	1,072
Sugar, Brown.....	Piculs	9,560	40,630	2,581	10,887	12,141	51,517
" White.....	"	1,599	10,905	4,133	26,796	5,732	37,701
" Candy.....	"	456	3,332	22	169	478	3,501
Telegraphic Materials.....	Value	...	1,220	...	749	1,969
Thread, Gold and Silver, Imitation.....	Piculs	10	2,658	2	498	12	3,156
Timber, Piles and Poles.....	Pieces	9,200	15,183	9,200	15,183
Tin-foil.....	Piculs	9	333	2	86	11	419
Tobacco, Prepared.....	"	5	300	5	300
Toys.....	Value	...	80	...	391	471
Turmeric.....	Piculs	181	922	181	922
Ultramarine.....	"	10	100	10	100
Umbrellas, Cotton.....	Pieces	374	102	374	102
Varnish.....	Piculs	4	68	4	68
Vermilion.....	"	2	144	5	400	7	544
Watches.....	Pieces	1,569	4,129	834	3,426	2,403	7,555
Wines and Spirits.....	Value	...	2,415	...	7,943	10,358
Wood, Scale-stick.....	Pieces	5,000	750	5,000	750
Worm Tablets, in Bottles.....	Dozens	1,820	1,456	1,820	1,456
Sundries, Unenumerated.....	Value	...	5,125	...	24,735	29,860
TOTAL.....	<i>Hk. \$s.</i>	...	392,101	...	2,102,692	2,494,793

SUMMARY.

IMPORTS from Great Britain.....	<i>Hk. \$s.</i>	111,141
" " Hongkong.....	"	77,017
" " India.....	"	54
" " Australia.....	"	72,959
" " United States of America.....	"	28,349
" " Continent of Europe, Russia excepted... "	"	101,608
" " Japan.....	"	973
Total from Foreign Countries.....	<i>Hk. \$s.</i>	392,101
Imports from Chinese Ports.....	"	2,102,692
TOTAL FOREIGN IMPORTS.....	<i>Hk. \$s.</i>	2,494,793

TABLE No. IV.—TRADE IN NATIVE PRODUCE.—Imports and Re-exports.

DESCRIPTION OF GOODS.	Classifier of Quantity.	IMPORTS FROM CHINESE PORTS.		RE-EXPORTS TO CHINESE PORTS.		RE-EXPORTS TO FOREIGN COUNTRIES AND HONGKONG.		NET TOTAL IMPORTS.	
		Quantity.	Value.	Quantity.	Value.	Quantity.	Value.	Quantity.	Value.
			<i>Hk. Ta</i>		<i>Hk. Ta</i>		<i>Hk. Ta</i>		<i>Hk. Ta</i>
Alum, White.....	<i>Piculs</i>	2,877	5,466	2,877	5,466
Arsenic.....	"	113	1,717	113	1,717
Bamboo Brooms.....	<i>Pieces</i>	158,290	3,464	158,290	3,464
" Poles.....	"	85,916	2,439	85,916	2,439
" Split.....	<i>Piculs</i>	385	768	385	768
" Shoots.....	"	455	3,792	455	3,792
Beancurd.....	"	126	515	126	515
Beans and Peas.....	"	2,268	4,051	2,268	4,051
Books, Printed.....	"	127	381	127	381
Brassware.....	"	9	347	9	347
Buttons, Brass.....	"	79	7,900	79	7,900
Chinaware, Fine.....	"	124	3,100	124	3,100
" Coarse.....	"	340	510	340	510
Chopsticks.....	<i>Value</i>	...	6,668	6,668
Clocks.....	<i>Pieces</i>	12	171	12	171
Cloth, Native (Nankeens).....	<i>Piculs</i>	435	17,400	435	17,400
Coir.....	"	3	14	3	14
Compo.....	"	6	214	6	214
Cornelianware.....	"	2	983	2	983
Cotton Ribbons.....	"	42	2,891	42	2,891
" Yarn *.....	"	1,538	36,353	1,538	36,353
Dye-stuff.....	"	166	216	166	216
Eggs, Preserved.....	<i>Pieces</i>	122,251	1,345	122,251	1,345
Embroidery, Gold.....	<i>Piculs</i>	2	2,241	2	2,241
Fans, Fancy.....	<i>Pieces</i>	2,050	112	2,050	112
Fish Maws.....	<i>Piculs</i>	8	92	8	92
" Glue.....	"	49	2,653	49	2,653
Flour.....	"	4,125	16,500	4,125	16,500
" Potato.....	"	59	149	59	149
Flower Plants.....	<i>Pieces</i>	26	62	26	62
Flowers, Dried.....	<i>Piculs</i>	18	360	18	360
Fungus.....	"	86	2,021	86	2,021
Furniture.....	<i>Value</i>	...	428	428
Ginger, Fresh.....	<i>Piculs</i>	553	1,120	553	1,120
Glassware.....	"	12	180	12	180
Grasscloth, Fine.....	"	12	540	12	540
Gypsum.....	"	815	1,516	815	1,516
Hams.....	"	18	342	18	342
Hemp.....	"	220	2,200	220	2,200
Ink, China.....	"	4	200	4	200
Iron Pans.....	"	494	987	494	987
Ironware.....	"	216	4,310	216	4,310
Leatherware.....	"	11	193	11	193
Lichees, Dried.....	"	36	252	36	252
Lily Flowers, Dried.....	"	3	33	3	33
Lung-ngan Pulp.....	"	114	1,482	114	1,482
Lung-ngans, Dried.....	"	75	638	75	638
Machinery.....	<i>Value</i>	...	1,040	1,040
Matches.....	<i>Gross</i>	300	57	300	57
Mats, Straw.....	<i>Pieces</i>	534	146	534	146
Medicines.....	<i>Value</i>	...	1,144	1,144
Nutgalls.....	<i>Piculs</i>	158	3,555	158	3,555
Oil, Tea.....	"	542	5,149	542	5,149
" Wood.....	"	2,579	22,566	2,579	22,566
Olives, Fresh.....	"	376	2,322	376	2,322
Opium Lamps.....	<i>Pieces</i>	400	128	400	128
" Pipes and Apparatus.....	"	3,087	141	3,087	141
Oranges, Fresh.....	<i>Piculs</i>	1,582	2,468	1,582	2,468
Paper, 1st Quality.....	"	3,750	65,625	3,750	65,625

* Steam Factory product.

TABLE No. IV.—TRADE IN NATIVE PRODUCE.—Imports and Re-exports—Cont^d.

DESCRIPTION OF GOODS.	Classifier of Quantity.	IMPORTS FROM CHINESE PORTS.		RE-EXPORTS TO CHINESE PORTS.		RE-EXPORTS TO FOREIGN COUNTRIES AND HONGKONG.		NET TOTAL IMPORTS.	
		Quantity.	Value.	Quantity.	Value.	Quantity.	Value.	Quantity.	Value.
Paper, 2nd Quality.....	<i>Piculs</i>	11,854	<i>Hk. Ts</i> 100,760	11,854	100,760
" Cuttings.....	"	287	1,232	287	1,232
" Joss.....	"	287	6,658	287	6,658
Pearls, False.....	"	1	147	1	147
Peel, Orange.....	"	30	157	30	157
Plums, Black.....	"	155	324	155	324
Pottery, Earthenware.....	"	1,603	9,618	1,603	9,618
Preserves.....	"	358	4,475	358	4,475
Resin.....	"	41	124	41	124
Rice.....	"	6,962	31,330	6,962	31,330
Satin.....	"	71	60,350	71	60,350
Sea Blubber.....	"	237	921	237	921
Seed, Flower.....	"	20	167	20	167
" Lily Flower, or Lotus-nuts.....	"	113	2,599	113	2,599
" Soap.....	"	140	235	140	235
Silk Piece Goods.....	"	277	235,450	277	235,450
" Embroidery.....	<i>Catties</i>	103	1,156	103	1,156
" and Cotton Mixtures.....	<i>Piculs</i>	8	2,200	8	2,200
" " Ribbons.....	"	106	29,150	106	29,150
" Thread.....	"	2	634	2	634
" Ribbons.....	"	24	10,200	24	10,200
Silver Dross.....	"	39	390	39	390
Spectacles.....	<i>Pairs</i>	230	28	230	28
Steel.....	<i>Piculs</i>	48	372	48	372
Stores, Government.....	<i>Value</i>	...	3,895	3,895
Sugar, White.....	<i>Piculs</i>	338	2,535	338	2,535
" Cane.....	"	152	152	152	152
Tar, Coal.....	<i>Gallons</i>	1,600	400	1,600	400
Tea, Green.....	<i>Piculs</i>	89	579	89	579
" Brick, Black (for Russia).....	"	4,711	32,977	4,711	32,977
Tobacco, Leaf.....	"	881	9,691	881	9,691
" Prepared.....	"	442	8,840	442	8,840
Turmeric.....	"	555	2,380	555	2,380
Umbrellas, Paper (Kittysols).....	<i>Pieces</i>	13,800	1,725	13,800	1,725
Wax, White.....	<i>Piculs</i>	28	3,080	28	3,080
Wheat.....	"	18,544	35,234	18,544	35,234
Wood, Poles.....	<i>Pieces</i>	4,170	12,093	4,170	12,093
" Unclassed.....	<i>Piculs</i>	166	691	166	691
Woodware.....	"	5	100	5	100
Sundries, Unenumerated.....	<i>Value</i>	...	5,161	5,161
TOTAL.....	<i>Hk. Ts</i>	861,867	861,867

SUMMARY.

IMPORTS from Yangtze Ports.....	<i>Hk. Ts</i>	85,166
" " Central Ports.....	"	732,544
" " Southern Ports.....	"	44,157
Total from Chinese Ports.....	<i>Hk. Ts</i>	861,867
TOTAL NATIVE IMPORTS.....	<i>Hk. Ts</i>	861,867

TABLE No. V.—TRADE IN NATIVE PRODUCE.—Exports and Re-exports.

DESCRIPTION OF GOODS.	Classifier of Quantity.	EXPORTS TO FOREIGN COUNTRIES.		EXPORTS TO HONGKONG.		EXPORTS TO CHINESE PORTS.		TOTAL RE-EXPORTS TO FOREIGN COUNTRIES, HONGKONG, AND CHINESE PORTS.		TOTAL EXPORTS (including Re-exports).	
		Quantity.	Value.	Quantity.	Value.	Quantity.	Value.	Quantity.	Value.	Quantity.	Value.
Almonds	Piculs	6	123	6	123
Alum, Green	"	78	176	78	176
Bristles	"	456	34,263	456	34,263
Cement	"	4,800	5,550	14,430	11,010	19,230	16,560
Coal, Kaiping	Tons	6,696	46,872	8,100	56,700	106,245	743,715	121,041	847,287
" " for Steamers use	"	135	945	1,260	8,820	4,415	30,905	5,810	40,670
Dates, Black	Piculs	917	4,127	917	4,127
" Red	"	696	2,436	696	2,436
Feathers, Duck	"	8	240	8	240
Fire-bricks	Pieces	12,000	200	64,123	1,091	76,123	1,291
Hair, Horse	Piculs	241	7,152	241	7,152
Hides, Cow and Buffalo	"	245	5,248	245	5,248
" Ass and Horse	"	9	86	9	86
Leather, Black	"	3	120	3	120
" White	"	64	2,080	64	2,080
Liquorice	"	41	502	41	502
Medicines	Value	2,101	2,101
Moss	Piculs	2	80	2	80
Mushrooms	"	37	3,700	37	3,700
Pears, Fresh	"	778	1,421	778	1,421
Samshu, Medicated	"	27	218	27	218
Seed, Date	"	11	129	11	129
Silk Cocoons	"	115	1,731	115	1,731
Skin (Fur) Clothing, Cat	Pieces	150	600	150	600
" " Dog	"	134	302	134	302
" " Kid	"	4,263	3,275	4,263	3,275
" " Lamb	"	218	2,070	218	2,070
" " Sheep	"	1,516	550	1,516	550
" Rugs, Dog	"	46,089	15,125	46,089	15,125
" " Goat	"	8,664	7,424	8,664	7,424
" " Sheep	"	2,416	2,172	2,416	2,172
Skins (Furs), Goat, Untanned	"	193,140	77,256	193,140	77,256
" Kid	"	550	701	550	701
" Lamb	"	1,657	1,246	1,657	1,246
" Sheep	"	10,393	5,444	10,393	5,444
" Marmot	"	1,050	2,100	1,050	2,100
" Wolf	"	100	200	100	200
Straw Braid, White	Piculs	22	770	22	770
" Mottled	"	22	495	22	495
Turnips, Dried and Salted	"	92	391	92	391
Walnut Pulp	"	19	158	19	158
Wool, Camels	"	597	8,477	597	8,477
" Sheep's	"	4,189	48,174	4,189	48,174
TOTAL	Hk. \$s	...	53,567	...	65,520	...	1,029,584	1,148,671

To—	EXPORTS.		RE-EXPORTS.		TOTAL EXPORTS AND RE-EXPORTS.	
	<i>Hk. Ts.</i>	<i>Hk. Ts.</i>	<i>Hk. Ts.</i>	<i>Hk. Ts.</i>	<i>Hk. Ts.</i>	<i>Hk. Ts.</i>
Russian Manchuria.....	53,567		...		53,567	
Hongkong.....	65,520		...		65,520	
Total to Foreign Countries.....		119,087		...		119,087
Northern Ports.....	278,908		...		278,908	
Yangtze Ports.....	11,730		...		11,730	
Central Ports.....	738,601		...		738,601	
Southern Ports.....	345		...		345	
Total to Chinese Ports.....		1,029,584		...		1,029,584
GRAND TOTAL.....		1,148,671		...		1,148,671

TABLE No. VI.—TRANSIT TRADE.

Nil.

TABLE No. VII.—DUTIES.

Duties paid under each Flag, for the Year ended 31st December 1902.

FLAG.	IMPORT.	EXPORT.	COAST TRADE.	TONNAGE.	TRANSIT.	OPIMUM LIKIN.	TOTAL.
	<i>Hk. Ts. m. c. c.</i>	<i>Hk. Ts. m. c. c.</i>	<i>Hk. Ts. m. c. c.</i>	<i>Hk. Ts. m. c. c.</i>	<i>Hk. Ts. m. c. c.</i>	<i>Hk. Ts. m. c. c.</i>	<i>Hk. Ts. m. c. c.</i>
British.....	10,146.5.7.8	14,682.6.3.7	5,582.9.6.8	1,014.4.0.0	31,426.5.8.3
German.....	919.4.7.0	1,808.5.5.0	1,507.5.8.0	400.0.0.0	4,635.6.0.0
Danish.....	438.4.7.8	621.7.0.0	123.4.6.3	347.6.0.0	1,531.2.4.1
Norwegian.....	453.1.0.6	5,519.3.1.4	1,713.9.3.4	153.2.0.0	7,839.5.5.4
Chinese.....	...	36.0.0.0	206.8.0.8	242.8.0.8
On Opium.....
TOTAL.....	11,957.6.3.2	22,668.2.0.1	9,134.7.5.3	1,915.2.0.0	45,675.7.8.6 *

* No Drawbacks marked for cash payment during the year, to be deducted from this total.....*Hk. Ts.* Nil.

B.—SPECIAL TABLES.

TABLE No. 1.—TREASURE.

Treasure Imported and Exported during the Year 1902.

COUNTRIES FROM WHICH IMPORTED AND TO WHICH EXPORTED.	IMPORTS.					EXPORTS.					
	GOLD.		SILVER.			COPPER CASH.	GOLD.		SILVER.		COPPER CASH.
	In Bars.	In Bars.	In Sycee.	In Dollars.	In Bars.		In Bars.	In Sycee.	In Dollars.		
	<i>Hk. Fla.</i>	<i>Hk. Fla.</i>	<i>Hk. Fla.</i>	<i>Hk. Fla.</i>	<i>Hk. Fla.</i>	<i>Hk. Fla.</i>	<i>Hk. Fla.</i>	<i>Hk. Fla.</i>	<i>Hk. Fla.</i>	<i>Hk. Fla.</i>	
1. FOREIGN COUNTRIES.....	
TOTAL: 1. FOREIGN COUNTRIES	
2. CHINA:—											
Shanghai.....	130	20,952	...	15,000	15,700	...	
TOTAL: 2. CHINA.....	130	20,952	...	15,000	15,700	...	
TOTAL: 1 and 2. FOREIGN COUNTRIES AND CHINA ... }	130	20,952	...	15,000	15,700	...	
GRAND TOTAL.....	130	20,952	...	30,700	

TABLE No. 2.—PASSENGER TRAFFIC.

Passenger Traffic during the Year 1902.

PASSENGERS TO				{ Hongkong, Coast Ports, Japan, and Corea..... }	PASSENGERS FROM			
STEAMERS.		SAILING VESSELS.			STEAMERS.		SAILING VESSELS.	
Foreigners.	Natives.	Foreigners.	Natives.		Foreigners.	Natives.	Foreigners.	Natives.
261	924		505	1,245

TIENTSIN TRADE REPORT, FOR THE YEAR 1902.

1°. LOCAL.—The material after effects on Tientsin of the Boxer troubles, now become evident to any superficial observer, point rather to a passing sickness, followed by redoubled vigour, than to a lasting affliction. The annexation by Foreign Powers of most of the remaining river front from Tzū-chu-lin to within a quarter of a mile of the Cathedral Bend has thrown all present and future landing facilities for direct sea-going traffic into Foreign hands. While the Chinese must needs feel silent resentment over this further loss of territorial sovereignty, they are already indirectly benefited by the rapid commercial development of the port, in which the nationalities of all Concessions are now rivalling each other. The quickest strides have been taken by the Japanese, who have nearly finished the filling of land and laying out of new streets in their Concession, between the Native city and the French Concession. Scores of small traders have already established their shops in what has grown to be a half Chinese and half Japanese quarter. 350 houses in Foreign style are to be built. The Consulate, the post office (for which a substantial building has been finished), the Japanese shipping firms and other concerns are all to have their head-quarters on this Concession. The most thorough plans are perhaps those of the slower-going Russian Concession, which lies most advantageously between the railway and the river opposite the French, English, and German Settlements. At present it would seem as if the private enterprise needed for developing it would have to come mainly from non-Russians. Extensive public improvements are to be begun in the near future. The German Settlement has been retarded in its development by the difficulty which the German community experienced in settling its legal status with the home Government. While German business is still carried on chiefly on the English and French Concessions, a number of handsome residences along the "Wilhelmstrasse" give ocular proof of the footing German enterprise has gained in the port. The progress in the older English and French Settlements, while less evident to the casual observer, far exceeds that of their outlying neighbours. Most of the established firms have increased their business, and new firms have entered the field. Besides numerous dwelling-houses, about a dozen godowns have been either finished or well started. All the while rents have remained high, and new-comers could congratulate themselves if they secured a few rooms for what they thought an exorbitant price. With material progress a wider public spirit has also arisen, which shows its benefits in new opportunities for recreation, such as the Swimming Club, in improved roads, and in a renewed interest in the beautifying of the port by methodical tree-planting. More striking even than the Foreign expansion along the Peiho are the changes which the year witnessed in the Native city. Nearly all of them originated the year before with the Tientsin Provisional Government, which laid down its authority on 15th August 1902. Public speculation as to the course which His Excellency the Viceroy, YÜAN SHIH-K'AI, and his staff might take was soon put to rest by their firm support of progress and order. Tientsin residents no longer wonder at meeting a steam-roller finishing a scientifically graded macadam road in the middle of the city, at seeing iron water-mains laid, or coming across a modern pumping and filtering plant along the Yü-ho. With the re-establishment of the Chinese authorities came an immense influx of population. The sight of the countless crowd thronging the broad main thoroughfares makes it seem incredible that a similar multitude could have been held

by the lanes of former Tientsin. With a wise regard for future development, the Viceroy has improved a big area in the north-east of the city, back of his yamên, and connected it by a broad avenue with a new railway station. It is easy to foresee that much of the transit by rail, which has lately developed from the station opposite Tzû-chu-lin, will be diverted to this new starting-point nearer the centre of Native trade. The junk trade also has converged more to the reaches about Tientsin city since the locks on the Lu-t'ai Canal, which form part of the Hai-ho improvement scheme, have been completed. Alarmists have suggested that the diversion to the Native city of trade which first seemed destined to start from the Concessions may bring material losses to the latter; but a glance at the immense increase of the year's trade, and a consideration of the future possibilities pointed out later in this Report, will convince even a pessimist that there is room for all. In spite of the great volume of trade which passed through the port during the year, complaints of bad business began early in the second quarter, and multiplied toward the close of the season. The reason for this anomaly lay with the vagaries of both Foreign and Native exchanges, which must have turned many business transactions into sheer speculation. When the Foreign exchange finally dropped beyond former records, Import business came nearly to a standstill; but the Exports were stimulated accordingly, and went out with a rush right to the very close of the season, after which they continued to leave, in smaller amounts, by way of Chinwangtao. The Native money market perplexed both great and small. A scarcity of silver and, so it was rumoured, speculation by Native bankers sent the discount on Native orders up over 30 per cent. To give a concise history of the movement is impossible, since the authorities and the merchants themselves seemed at times to be groping in the dark. The first steps to check the evil were taken by the Tientsin Provisional Government, which stopped the issuing of bank notes by banks and cash shops having less than a certain guaranteed cash reserve, and so restricted the circulation of inconvertible paper. Later on the Native authorities forbade the export of sycee; but the measure broke down, for natural reasons, considering that Imports aggregated *Hk. Ts.* 80,181,683, while Exports reached only *Hk. Ts.* 17,839,063, all told. After various conferences between the bankers and the Native authorities stringent measures were finally adopted, aiming at a gradual lowering of the discount rate. One prominent Native banker, who infringed against the commands of the authorities, was heavily fined and, for a while, sent to prison. To a Foreign economist it would seem risky to thus direct the money market by dictation, and Native business did, in fact, come almost to a deadlock in consequence of the official action taken. The gradual displacement of spurious cash, which had almost driven good cash from the market, by the standard coin was carried out without difficulty, but caused some temporary distress among poor and ignorant people, who were left with the discredited cash in their hands at a period when it was no longer accepted as legal tender. Having cleared the local market of bad cash and of depreciated or worthless paper, the Viceroy planned still further monetary reforms, which anyhow are intended to have a beneficial effect throughout the northern provinces, if not further. The silver tael, which has so long been only an imaginary coin, is to take real shape and to become the standard unit. A mint has been built near the viceregal yamên, and an expert assayer engaged, through the United States Treasury Department. If the new tael becomes the accepted standard only in Chihli province, an immense benefit will already have been bestowed on trade. It remains to be seen whether the authorities in Peking and in the neighbouring provinces will follow the lead of the ruler of the metropolitan province. The Hai-ho Conservancy Board raised the loan of *Ts.* 250,000, which, together with an equal grant from the Tientsin Provisional Government, formed the capital for the year's improvements. Two cuttings were finished, at a total cost of *Ts.* 302,448. The following is an extract from the

December report of the Board: "The first, or upper, cutting was opened to navigation at the end of July, and the second, early in September. The first cut, three-quarters of a mile long, has eliminated the Tientsin Bend and Match Factory Bend and the so-called East Reach, the two former being difficult of navigation, owing to the small radius, and the latter being a shallow place, due to the excessive width of the river. The second cut is $1\frac{1}{6}$ miles long; it has done away with the Double Bend and the Vegetable Bend, besides two other sharp curves. The total distance shortened by the two cuts is about $4\frac{1}{2}$ miles. The depth excavated below the surface of the soil was about 23 feet, and the width varies from 325 to 360 feet. The excavation involved in the two cuttings was very nearly 550,000 *fang*, or, approximately, 2,200,000 cubic yards English measure." A survey of the Bar by H.B.M. surveying-ship *Rambler* was carried out in July and August. During the autumn the river has been freely navigated up to the Bund by sea-going steamers, the journey taking, as a rule, seven to eight hours. In November the trip was performed by the *Tuishun* and *Anping*, of the China Merchants Steam Navigation Company's fleet, which are probably the largest vessels that have ever reached the Bund, being 270 feet between perpendiculars. For these and some of the other larger steamers, however, the navigation down stream was not without difficulties, and occupied sometimes more than 24 hours, proving the necessity, in their case, for a wider channel and the improvement or elimination of more of the bends.

2°. REVENUE.—All Duties, including even those on Opium, show big advances over the collection of the previous year, and the total Revenue, of *Hk.Tts.* 2,294,362, is almost double the "record" collection of 1899. The biggest showing is made by Import Duties, which amount to *Hk.Tts.* 799,788, three and a half times the collection of 1901 and more than double that of 1899. Export Duties, with *Hk.Tts.* 545,956, are still slightly behind the figure for 1899, as are also Coast Trade Duties, which aggregate *Hk.Tts.* 180,506. The greatest gains were made in Transit Dues, which have risen from *Hk.Tts.* 62,206 for 1901 to *Hk.Tts.* 691,665.

3°. FOREIGN TRADE.—(a.) Imports.—Taking the Import business as a whole, it somewhat suffered, in consequence of the high discount on Native bank orders, whereby deliveries had to be restricted. Stocks in Foreign hands, both sold and unsold, were rather heavy at the end of the year; but as stocks in the interior are reported to be small, a good trade is expected after the Chinese New Year. The Chinese dealers, especially the Piece Goods merchants, have adopted the system of selling on a hard sycee basis, and abolished the sale against Native bank orders, which was formerly the usual way of payment. Among Foreign importers a movement has arisen to put the business on a cash against delivery basis; but an arrangement has not been arrived at so far. Prices in the Native market kept up very steadily, and increased in conformity with the falling exchange. The Native dealers are reported to have made good profits, especially on their old stocks, which were contracted for at a much higher rate of exchange than is prevailing now. Business has been profitable for European merchants as well, although the latter part of the year was very quiet, and contracts for delivery in 1903 have not been very large, which is principally to be attributed to those of 1901. The most important features are the enormous increases in:—

	1901.	1902.
American Drills	<i>Pieces</i> 390,278	729,230
" Sheetings	" 1,031,170	2,165,938
English Grey Shirtings	" 542,693	1,420,978
Handkerchiefs	<i>Dozens</i> 27,361	59,134
Indian Cotton Yarn	<i>Piculs</i> 138,162	257,080

Especially the last-named article left very good profits to the Natives, as the same are said to have made more than 20 per cent. profit on nearly all transactions. The business in "Sundries" has not been so large as was anticipated at the end of 1901, though some of the principal articles show a remarkable increase; for instance:—

	1901.	1902.
Aniline Dyes	Value, <i>Hk.Tts</i> 150,392	654,038
Needles	Mille 766,450	2,366,595

The "Sundries" business suffered very much in consequence of the discount on Native bank orders, as most of these goods are sold by the Natives against payment in Native orders, whilst they had to pay the Foreign importers in hard sycee. The contracts entered for delivery in 1903 are therefore very much smaller than in 1902. It is to be hoped that the steps taken by the Chinese authorities for the abolishing of the discount on Native bank orders will have the desired effect; we may then look forward to a good business in 1903. The total value of Foreign Imports was *Hk.Tts* 53,659,526.

(b.) *Exports.*—The result of the whole year's working should have been satisfactory to both Foreigners and Natives. The majority of articles have increased considerably over the two previous years and compare favourably with the year before the Boxer outbreak. Purchases up country were made with considerable risk, owing to the unsatisfactory condition of the Native money market; but what might have resulted in serious loss to the Chinese was greatly compensated by an advance in prices, owing to keen competition (the Foreign markets, taken all round, having had an advancing tendency throughout the year) and also on account of the heavy fall in silver, which produced a lower Foreign exchange. It is a healthy sign to record that arrivals of nearly all classes of cargo have been shipped with despatch, and not held, the amount of hard cargo available at the end of the year being very small indeed. The most notable Exports were those of Untanned Goat Skins, 2,714,445 pieces, more than double the number of the previous year, and of Sheep's Wool, which has also nearly doubled, and amounted to 165,232 piculs, valued at *Hk.Tts* 2,180,877, the most valuable item in the Export list. Technically speaking, the whole direct export of Tientsin only rose to *Hk.Tts* 1,077,503, as all the rest was transhipped at Shanghai, and should be classed under Coastwise Shipments. But it would give an erroneous idea of the trade to draw a distinction based only on shipping conditions, and the above remarks naturally extend to the whole trade between Tientsin and Foreign countries, including the immensely larger per-centage mediated by Shanghai. The greater part of actual direct Foreign Exports was to the United States, which are the principal market for many of the Tientsin staples; the total Exports declared for the United States during the year amounted to *Hk.Tts* 4,838,345. It is chiefly owing to the large American demand that direct Exports from Tientsin are increasing much faster in proportion than the shipments *via* Shanghai.

(c.) *Re-exports.*—The overland Tea trade to Russia has recuperated fast, but will hardly attain again to the level of 1899, when it amounted to *Hk.Tts* 9,960,426. The year's shipments were worth *Hk.Tts* 4,027,828, still surprisingly much, since it was generally expected that the Siberian Railway would withdraw the bulk of this trade from Tientsin.

4°. COAST TRADE.—(a.) *Original Shipments Coastwise.*—In so far as these are destined for Foreign markets they have been dealt with under 3°.—(b.) Most of the Native staples bound for southern ports show handsome advances over those for 1901. Ground-nuts have increased from 242,518 to 338,402 piculs, and Liquorice, from 8,397 to 30,022 piculs. Similar

improvements are recorded for both Black and Red Dates, and for Medicines, which rose to the value of *Hk.Tts.* 658,974.

(b.) *Reshipments Coastwise.*—These are insignificant, and consist mainly of Needles, Dyes, and Laces, for Chefoo and Shanghai.

(c.) *Arrivals Coastwise.*—The bulk of the Imports of Foreign goods falls under this category, but has been discussed above. Native Imports did nearly as well, in proportion, as Foreign ones. The most notable gain was made by Silk Piece Goods, which have jumped to 2,143 piculs, worth *Hk.Tts.* 1,821,550, from 587 piculs in 1901. The return of the Imperial Court to Peking, and the consequent influx of high officials, accounts for this large consumption of what must always remain a luxury to the common people. More significant for the future is an import of *Hk.Tts.* 434,043 worth of Railway Materials, no doubt all originating at the Hanyang Steel Works; the year before just one-hundredth of this amount had been imported. Shanghai Cotton Yarn has also found a good market, and has doubled during the year, when 17,346 piculs had arrived; in view of this increase the plan of His Excellency the Viceroy to start a Cotton mill in Tientsin is looked upon as promising success.

5°. *INLAND TRANSIT.*—No fair basis of comparison exists for this, as the organisation of the local Transit Pass system is of too recent a date. During 1902 goods were sent to the interior under three different kinds of Passes, issued either by the Maritime Customs, the Native Customs, or the various Consuls. The last kind of Pass gradually grew obsolete during the year, and it is to be hoped that the coming year will see a unification of the whole system. The total value of goods sent inland under Passes granted by the Maritime Customs rose to *Hk.Tts.* 20,742,715; of this amount, 68½ per cent. were for Chihli, 16 per cent. for Shansi, 6 per cent. for Shantung, 6 per cent. for Honan, 2 per cent. for Kansuh, and the rest for Shensi, Fengtien, Turkestan, and Mongolia. Produce to the value of *Hk.Tts.* 8,325,220 was brought from the interior under *San-lien-tun*.

6°. *SHIPPING.*—Shipping firms did a thriving business, but toward the end of the year those who depended mainly on Import cargoes for their profit lost by sending many vessels in ballast or with merely nominal cargoes, while some vessels were withdrawn altogether from the Tientsin service. The fortunate shippers, who secured the rush of Exports in the last quarter, closed the year with most satisfactory accounts. A glance at the fourth special table of the statistics will prove the immense increase of entries and tonnage, which have risen to 836 vessels, of 824,052 tons—more than the tonnage of 1899, although the number of vessels is less by 10.

7°. *PASSENGER TRAFFIC.*—3,732 Foreigners and 37,795 Natives came to Tientsin by sea, while 3,151 Foreigners and 29,148 Natives left that way.

8°. *TREASURE.*—Treasure movements show just that contrast between imports and exports which the adverse balance of trade would lead one to expect. The export of Gold and Silver aggregated *Hk.Tts.* 4,645,430 and *Hk.Tts.* 13,082,001 respectively, while the imports were only *Hk.Tts.* 83,000 and *Hk.Tts.* 6,233,643. As is well known, these figures can only be taken as rough approximations, many movements of Bullion remaining unknown to the Customs. While, for example, only *Hk.Tts.* 13,000 worth of Copper Cash were declared as export to the Customs, it is no secret that large shipments of Cash went to Manchuria by rail after the light coin in Tientsin had been withdrawn from the market.

9°. *OPIMUM.*—(a.) *Foreign.*—In the slight increase of Foreign Opium imports over those of 1901—349 piculs of Malwa and 97 piculs of Patna for 1902—one can hardly trace a

rallying market for the Indian drug. Had the disposition to buy been as pronounced as with other Foreign Imports, the figure for 1899, which was 1,344 piculs for all kinds, would have been at least approximated.

(b.) *Native*.—As for the Native drug, the extent of its consumption can under present regulations not even be guessed at; 5.45 piculs happened to pass as import through the Customs, and 58.55 piculs were exported. The provincial authorities towards the end of the year resorted to farming out the collection of inland taxes on Native Opium.

10°. MISCELLANEOUS.—After the return of the Imperial Court to Peking, on the 7th January 1902, there began a mutual cultivation of good will between the highest representatives of China and the Foreign Powers, which, no matter what ulterior motives one or another view may attribute to it, cannot fail to have a profound influence on commercial developments. Foreign taste in furniture, decorations, and many minor comforts has rapidly come in vogue among a large class of influential officials and is sure to affect ever-widening circles of the population. More important still from the present point of view is the Imperial eulogium of railway travelling, followed by the decreeing of special lines of railway from Peking to the Summer Palace and to the Western Tombs. With that the last scruple of conservative hangers-on to the old has been blown to the winds, and the way is clear for the extension of the steam traffic, which the average Native hails with such open approval. Certainly no one who has seen, day after day, immense crowds jostling each other in front of the ticket office, and packing themselves, with holiday humour, into half a score of open freight cars, can doubt for a moment the coming of the new era heralded by the locomotive. Freight for Peking from the seaboard, including all Tribute Rice, goes now almost exclusively by rail. According to reliable reports, the Peking-Tientsin-Tangku-Shanhaikwan Railway Line earned during the year 1902 a sum of about $\text{£}3,000,000$, *i.e.*, on a booked capital outlay of $\text{£}10,000,000$; in this sum is not included the earning of the Shanhaikwan-Yingkow Line, booked with $\text{£}16,000,000$, which until the end of 1902 remained in the occupation of the Russian Military. The classic river traffic by the Peiho to Tung-chou has practically come to an end, so that the Imperial Railway Administration can hardly make both ends meet on the branch line designed to convey goods between Tung-chou and the capital. No harm has thereby come to junk-owners; on the contrary, the increasing transit traffic along the other water lines, together with the transportation of Railway Materials to the very heads of navigation, where the Lu-Han Line and the Peking Syndicate are now pushing their work, has yielded high profits to the river people. The Lu-Han Railway has found its returns quicker than did the earlier line to Peking, which had the Boxer destruction added to the troubles of the pioneer. The Belgian Line is now open to traffic as far as Chêng-ting-fu, while the road-bed has reached Shyn-tê-fu, near the north-western corner of Chihli province. By independent experts this line is well spoken of in respect of solidity of constructions, rolling stock, and careful administration, and there is every prospect that ere long it will yield a handsome revenue. During the year the gross receipts of this line averaged \$100,000 a month, of which about four-fifths represented passengers fares. The Peking Syndicate will first tap the Shansi anthracite deposits on their most accessible side, where they corner out into Honan. 80 miles of railway to Tao-k'ou, on the Wei River, is all that is wanted to supply a great part of the plain along the Wei-ho, the Grand Canal, and their tributaries with cheap Coal and probably to compete in Tientsin with the Coal from the Kaiping mines. The projected extension of the railway up to the Shansi plateau as far as Tsê-chou will place the terminal in the midst of one of the most notable Coal and Iron regions in the world. The Lu-Han Line will be crossed at right angles, and will share in the distribution

north and south. With the close of the year came the news that the Russo-Chinese Bank had succeeded in its negotiation for the building of a railway from Chéng-ting-fu to Tai-yüan-fu. Without entering here into the political significance of the contract, it remains true that few people realise now what economic changes must come a few years hence, with the completion of this particular line, even more than with that of the Peking Syndicate Line. Geologists and prospectors have found in Shansi the richest Coal deposits in the world, with high-grade Iron Ore and Limestone lying alongside of them. Utter lack of roads or navigable waterways has hitherto kept anything beyond primitive local industries from arising, and the mass of the people is stagnant from enforced idleness. With the railway will come work, wages, new vigour, and, of chief importance for the port of Tientsin, increasing ability to buy imported goods. Tientsin is the seaport for Shansi. No other Treaty port has, at least before 1902, recorded Transit relations with Shansi, while Tientsin sent *Hk. Ts.* 2,511,453 worth of goods there during the past year, counting only what was sent covered by Maritime Customs Transit Passes. But the joint evidence of the Transit table and of the geological map does not stop here: it goes to show that the commercial *hinterland* of Tientsin embraces Northern Shensi and nearly all of Kansuh, and extends back into Thibet and Turkestan. At present Hankow is the only rival of Tientsin in mediating the trade of all these vast stretches of Central Asia. The mountain trails west of Chungking, in Szechwan, can be left out of account. While only actual surveys will settle the point, it looks almost certain that the first, perhaps for a generation or more the only, railway from the granary of Shensi will run *viâ* Tai-yüan-fu to Tientsin, thus restricting North-bound trade from Hankow and the South to the southern side of the Tsin-ling Mountain barrier. At present Thibet can send only the highest-grade Skins to the Tientsin market. With every eastward advance of the railway from Shansi a lower-priced grade of produce will be embraced in the Exports from Kansuh and beyond to Tientsin, and Imports will increase in direct proportion. The connexion by rail with the Transsiberian Railway has so far had no appreciable effects on the commercial situation at Tientsin; it has of course brought the quicker and cheaper route of travel to Europe into popular favour, and it has already resulted in a quicker mail service, which is, however, still limited and uncertain. Just when people began in earnest to send letters over Siberia, the route was closed to all mail starting west of Russia until such time as an adequate postal staff and transport facilities can be organised. Letters from Tientsin for Europe, however, are still accepted, and the Chinese Imperial Post Office has arranged to take over the work of registering mail, writing Russian addresses on it, and affixing Russian stamps, for all correspondents who are willing to risk the route. A trifling leakage in the Revenue has no doubt resulted from the free entry of Foreign goods over the railway. While Likin and Transit business are guarded at the principal stations, no provision has yet been made for the levying of Import or Export Duties on goods crossing the boundary by rail. On account of the high freight which must necessarily be charged for such an immense stretch of land transportation, only goods representing big value in small bulk need be expected to come from Europe to China *viâ* Siberia. Another consideration opened by railway traffic to and from Tientsin is as to the effectiveness of quarantine regulations which do not extend to every trainload of passengers and goods conveyed from infected districts. In June of the past year medical examination of all ships hailing from Shanghai was ordered, and three steamers were detained as having cholera on board. During this period trains moved regularly between Peking, Tientsin, and Newchwang, all of which places were more or less infected. Some sceptical critics, who remembered quarantine regulations about Hamburg and other instances of sanitary precautions in the West, made bold to express their doubts about the value of checking only one of

many channels of infection. By the end of June the disease had nearly run its course, without having caused an exceptionally high death rate or having materially disturbed local trade. It had one beneficial result, in pressing the Tientsin Provisional Government to demonstrate to a large Chinese community what was meant by strict sanitation, and how a dangerous epidemic could be confined in its ravages by the practical application of modern medical knowledge. Mining according to Western methods has been painted in previous Reports as forming the main prospect for the creation of new industries in Chihli and the northern provinces of the Empire; and it was hoped that by the influx of Foreign money and its amalgamation with Chinese capital it might become a great wealth and commerce generating agent. Unfortunately, the experiment made in the case of the Chinese Engineering and Mining Company and its connexion with Foreign capital has so far not turned out, from the Chinese point of view, a transaction of a satisfactory nature. In the meanwhile the effect has been most disastrous, inasmuch as it brought to a complete standstill numerous applications for mining concessions, which during the year under review were handed in for the consideration and sanction of the Chinese Government. It is, however, to be expected that the fairness in which, in the eyes of the Chinese, the British law courts excel, and which without doubt forms the pivot of British expansion and commercial prestige, will enable means and ways to be found for dealing with the case in point in a manner that will form a solid precedent for more satisfactory joint-stock enterprises in the future.

DETRING,

Commissioner of Customs.

TIENTSIN, 11th April 1903.

TIENTSIN TRADE RETURNS,

FOR THE YEAR 1902.

A.—GENERAL TABLES.

TABLE No. I.—SHIPPING.

Number and Tonnage of Vessels Entered and Cleared under each Flag,
for the Year ended 31st December 1902.

a.—Under General Regulations.

FLAG.	STEAMERS.													
	ENTERED INWARDS.						CLEARED OUTWARDS.						TOTAL ENTERED AND CLEARED.	
	With Cargo.		In Ballast.		TOTAL.		With Cargo.		In Ballast.		TOTAL.			
	No.	Tons.	No.	Tons.	No.	Tons.	No.	Tons.	No.	Tons.	No.	Tons.	No.	Tons.
British	327	362,323	7	8,690	334	371,013	258	277,918	76	93,095	334	371,013	668	742,026
American	3	2,637	3	2,637	3	2,637	3	2,637	6	5,274
German	56	49,953	2	162	58	50,115	50	43,411	7	6,623	57	50,034	115	100,149
French	1	2,750	1	250	2	3,000	1	2,750	1	250	2	3,000	4	6,000
Danish	2	4,676	2	4,676	2	4,676	2	4,676	4	9,352
Norwegian	20	17,421	20	17,421	8	6,436	12	10,985	20	17,421	40	34,842
Russian	3	1,973	2	332	5	2,305	3	417	2	1,888	5	2,305	10	4,610
Japanese	145	136,356	32	15,202	177	151,558	83	80,325	88	71,040	171	151,365	348	302,923
Chinese	224	216,939	7	2,315	231	219,254	151	138,732	80	80,522	231	219,254	462	438,508
Total Steamers.....	781	795,028	51	26,951	832	821,979	554	549,989	271	271,716	825	821,705	1,657	1,643,684
	SAILING VESSELS.													
British	4	2,073	4	2,073	4	2,073	4	2,073	8	4,146
Total Sailing Vessels	4	2,073	4	2,073	4	2,073	4	2,073	8	4,146
GRAND TOTAL...	785	797,101	51	26,951	836	824,052	554	549,989	275	273,789	829	823,778	1,665	1,647,830

b.—Under Inland Steam Navigation Rules.

Nil.

TABLE No. II.—GROSS AND NET VALUES OF THE TRADE OF TIENTSIN,
1900 TO 1902.

	1900.		1901.		1902.	
	NET VALUES.	GROSS VALUES.	NET VALUES.	GROSS VALUES.	NET VALUES.	GROSS VALUES.
	<i>Hk. Ts</i>	<i>Hk. Ts</i>	<i>Hk. Ts</i>	<i>Hk. Ts</i>	<i>Hk. Ts</i>	<i>Hk. Ts</i>
FOREIGN GOODS.						
Imported from Foreign Countries and Hongkong.....	3,768,418		8,133,658		18,849,234	
Imported from Chinese Ports	11,033,575		19,544,887		34,810,292	
Total Foreign Imports.....		14,801,993		27,678,545		53,659,526
Re-exported to Foreign Countries and Hongkong...	607		153,721		55,387	
Re-exported to Chinese Ports (chiefly to Chefoo and Shanghai).....	73,032		297,386		160,341	
Total Foreign Re-exports.....	73,639		451,107		215,728	
Net Total Foreign Imports.....	14,728,354		27,227,438		53,443,798	
NATIVE PRODUCE.						
Imported (chiefly from Hankow, Shanghai, Foo- chow, Swatow, and Canton).....		9,759,438		13,602,111		26,522,157
Re-exported to Foreign Countries.....	636,820		1,557,473		4,031,615	
Re-exported to Chinese Ports.....	3,698		14,759		23,798	
Total Native Re-exports.....	640,518		1,572,232		4,055,413	
Net Total Native Imports.....	9,118,920		12,029,879		22,466,744	
Native Produce of local origin Exported to Foreign Countries	387,823		642,333		1,688,826	
Native Produce of local origin Exported to Chinese Ports.....	7,685,561		9,511,773		11,879,096	
Total Exports of local origin.....		8,073,384		10,154,106		13,567,922
Gross Value of the Trade of the Port.....		32,634,815		51,434,762		93,749,605
Net Value of the Trade of the Port, i.e., Foreign and Native Imports less Re-exports, and Native Exports of local origin.....	31,920,658		49,411,423		89,478,464	

TABLE No. III.—TRADE IN FOREIGN GOODS.—Imports and Re-exports.

DESCRIPTION OF GOODS.	Classifier of Quantity.	IMPORTS FROM FOREIGN COUNTRIES AND HONGKONG.		IMPORTS FROM CHINESE PORTS.		RE-EXPORTS TO FOREIGN COUNTRIES AND HONGKONG.		RE-EXPORTS TO CHINESE PORTS.		NET TOTAL IMPORTS.		
		Quantity.	Value.	Quantity.	Value.	Quantity.	Value.	Quantity.	Value.	Quantity.	Value.	
OPIUM :—												
Malwa.....	Piculs	...	Hk. Tk.	349.00	Hk. Tk.	270,475	Hk. Tk.	...	Hk. Tk.	349.00	Hk. Tk.	270,475
Patna.....	"	2.40	1,620	94.80	63,990	97.20	65,610	...
Persian.....	"	1.00	625	1.00	625
COTTON GOODS :—												
Shirtings, Grey, Plain.....	Pieces	109,845	274,613	1,411,533	3,528,833	400	1,000	1,520,978	3,802,446	...
" " " Japanese.....	"	1,438	3,236	1,200	2,700	2,638	5,936	...
" White, Plain.....	"	102,507	442,208	739,952	3,068,112	900	3,600	841,559	3,506,720	...
" White, Figured, Brocaded, and Spotted.....	"	334	1,353	334	1,353	...
" Dyed, Plain.....	"	1,713	13,845	34,012	85,032	185	463	35,540	98,414	...
" Dyed, Figured, Brocaded, and Spotted.....	"	445	1,621	17,104	64,138	113	424	17,436	65,335	...
T-Cloths.....	"	28,686	73,887	212,580	581,440	150	413	241,116	659,914	...
" Japanese.....	"	123,949	481,385	3,350	7,538	127,299	488,923	...
Drills, English.....	"	1,700	5,450	8,020	27,830	405	1,418	9,315	31,862	...
" Indian.....	"	5,472	20,276	5,472	20,276	...
" Dutch.....	"	7,950	31,980	8,778	30,977	16,728	62,957	...
" American.....	"	150,280	681,140	578,950	2,529,402	729,230	3,210,542	...
" Japanese.....	"	10,191	36,796	10,191	36,796	...
Jeans, English.....	"	11,460	33,995	83,969	249,095	95,429	283,090	...
" Twills, Grey, English.....	"	288	1,008	4,426	14,872	4,714	15,880	...
Jeans, Dutch.....	"	120	390	15,940	46,156	16,060	46,546	...
" American.....	"	3,280	10,800	81,536	265,504	84,816	276,304	...
Sheetings, English.....	"	30	127	22,246	83,490	22,276	83,617	...
" American.....	"	447,761	1,874,135	1,726,079	6,958,066	7,902	31,608	2,165,938	8,800,593	...
" Japanese.....	"	47,465	141,189	6,725	19,894	54,190	161,083	...
Chintzes, Furnitures, and Plain Cotton-Prints.....	"	38,629	125,545	285,680	928,460	1,960	6,171	322,349	1,047,834	...
Printed Drills.....	"	2,084	6,772	2,084	6,772	...
" T-Cloths.....	"	8,181	20,454	67,357	148,118	75,538	168,572	...
Turkey Red Cottons.....	"	3,025	12,233	69,109	269,021	300	1,125	71,834	280,129	...
Cotton Lastings.....	"	13,005	52,020	199,059	796,236	212,064	848,256	...
" Italians.....	"	17,325	111,491	144,160	821,519	610	3,660	160,875	929,350	...
Cottonades & Cotton Checks.....	"	2,677	4,497	2,677	4,497	...
Velvets.....	"	2,369	21,312	2,282	20,538	4,651	41,850	...
Velveteens.....	"	276	2,208	84	672	360	2,880	...
Lawns and Muslins.....	"	2,115	2,130	41,806	83,612	43,921	85,742	...
Handkerchiefs, Cotton.....	Dozens	5,074	5,276	33,534	33,534	1,751	1,751	36,857	37,059	...
Handkerchiefs, Cotton, Japanese.....	"	20,442	9,199	1,835	826	22,277	10,025	...
Towels.....	"	102,266	56,775	133,294	71,983	120	66	233,440	128,692	...
" Japanese.....	"	38,329	81,538	354	194	38,683	81,732	...
Taffachellas.....	Pieces	1,341	1,577	1,341	1,577	...
Blankets, Cotton.....	"	4,674	3,951	15,743	9,279	20,417	13,230	...
Mahomedans.....	"	706	3,177	706	3,177	...
Cotton Spanish Stripes.....	"	2,747	9,614	10,232	35,774	12,979	45,388	...
" Flannel.....	"	6,663	17,525	18,930	82,709	780	1,170	24,813	99,064	...
" Cretonne.....	"	39	309	5,783	23,132	5,822	23,441	...
Japanese Cotton Cloth.....	"	6,972	7,402	30	50	7,002	7,452	...
" " " Crape.....	"	4,069	5,381	4,038	11,408	8,107	16,789	...
Mosquito Netting.....	"	2,271	2,493	13,758	26,717	150	206	15,879	29,004	...
Cotton Goods, Unclassed.....	"	22,805	33,493	6,282	20,862	29,087	53,355	...
" Yarn, English.....	Piculs	5,893	215,323	13,342	480,708	19,235	696,031	...
" " Indian.....	"	15,345	236,248	241,926	5,736,473	191	4,584	257,080	5,968,137	...
" " Japanese.....	"	65,093	1,644,313	8,806	219,074	73,899	1,863,387	...

TABLE No. III.—TRADE IN FOREIGN GOODS.—Imports and Re-exports—Contd.

DESCRIPTION OF GOODS.	Classifier of Quantity.	IMPORTS FROM FOREIGN COUNTRIES AND HONGKONG.		IMPORTS FROM CHINESE PORTS.		RE-EXPORTS TO FOREIGN COUNTRIES AND HONGKONG.		RE-EXPORTS TO CHINESE PORTS.		NET TOTAL IMPORTS.		
		Quantity.	Value.	Quantity.	Value.	Quantity.	Value.	Quantity.	Value.	Quantity.	Value.	
COTTON GOODS, continued:—												
Cotton Thread.....	Piculs	417	33,419	110	8,800	73	737	454	41,482
" " Japanese.....	Gross Piculs	57,662	139,442	15,154	36,355	72,816	175,797	
" " Cord, Woolen.....	"	155	12,400	155	12,400	
" " ".....	"	24	1,637	12	785	36	2,422	
WOOLLEN GOODS:—												
Camlets.....	Pieces	2,572	34,272	2,572	34,272	
Lastings.....	"	6,326	63,260	6,326	63,260	
Long Ells.....	"	4,260	19,170	4,260	19,170	
Spanish Stripes.....	"	100	1,203	5,942	74,275	6,042	75,478	
Cloth, Broad and Medium.....	"	1	37	394	10,835	395	10,872	
" " Russian.....	"	728	30,940	586	24,905	1,314	55,845	
Blankets and Rugs.....	Pairs	2,168	1,616	3,193	12,812	30	72	5,331	14,356	
Union or Poncho Cloth.....	Pieces	209	2,776	166	1,901	375	4,677	
Flannel.....	"	5	105	1,748	34,555	1,753	34,660	
Italian Cloth.....	"	2,472	17,253	2,472	17,253	
Woollen Goods, Unclassed.....	"	7,013	12,785	1,066	7,669	8,079	20,454	
" " Yarn.....	Piculs	23	2,990	147	16,550	170	19,540	
MISCELLANEOUS PIECE GOODS:—												
Canvas.....	Bolts	2,720	24,088	181	1,629	2,901	25,717	
Silk and Cotton Mixtures.....	Pieces	24,866	23,052	803	12,022	25,669	35,074	
" " Cotton Mixtures.....	"	899	6,133	138	186	1,037	6,319	
" " Japanese.....	"	
Woollen & Cotton Mixtures.....	"	270	270	398	2,875	668	3,145	
Gunny Cloth.....	"	15,620	2,773	3,014	7,579	18,634	10,352	
Plush.....	"	10	677	265	5,581	275	6,258	
METALS:—												
Iron, Nail-rod.....	Piculs	2,353	5,529	5,905	13,866	8,258	19,395	
" " Bar.....	"	32,417	97,229	16,085	46,417	48,502	143,646	
" " Hoop.....	"	4,848	13,165	2,584	7,752	7,432	20,917	
" " Sheets and Plates.....	"	1,366	5,286	7,379	29,516	8,745	34,802	
" " Sheets and Plates, Galvanized.....	"	49,048	71,159	13,468	81,338	62,516	152,497	
" " Wire.....	"	1,014	4,657	6,618	41,016	7,632	45,673	
" " Galvanized.....	"	1,277	3,609	1,277	3,609	
" " Pig and Kentledge.....	"	6,063	3,941	1,867	1,214	7,930	5,155	
Old Iron Hoops.....	"	1,325	3,002	2,555	5,299	3,889	8,301	
" " Unclassed.....	"	992	1,928	41,258	70,154	42,250	72,082	
Iron Nails.....	"	2,534	13,332	7,245	30,411	9,779	43,743	
" " Screws.....	Gross	156	460	27,768	4,369	27,924	4,829	
" " Nuts, Bolts, & Washers.....	Dozens	11,255	7,235	11,255	7,235	
Ironware, Unclassed.....	Piculs	2,026	12,393	2,611	10,583	4,637	22,976	
" " ".....	Value	...	13,646	...	12,059	25,705	
Tin, in Slabs.....	Piculs	7	323	7	322	14	645	
Tinplates.....	"	758	5,791	611	4,430	1,369	10,221	
Lead, in Pigs.....	"	588	3,280	669	3,864	1,680	9,660	
" " Pipes.....	"	651	4,557	651	4,557	
Copper, Sheets and Plates.....	"	46	1,692	391	10,752	437	12,444	
" " Wire.....	"	20	825	5	165	25	990	
" " Slabs, Japan.....	"	1,111	11,519	22	554	1,133	12,073	
Copperware, Unclassed.....	"	11	388	78	3,519	89	3,907	
Yellow Metal, Sheets.....	"	10	239	406	11,165	416	11,404	
Brass Wire.....	"	69	1,990	68	1,870	137	3,860	

TABLE No. III.—TRADE IN FOREIGN GOODS.—Imports and Re-exports—Cont^d.

DESCRIPTION OF GOODS.	Classifier of Quantity.	IMPORTS FROM FOREIGN COUNTRIES AND HONGKONG.		IMPORTS FROM CHINESE PORTS.		RE-EXPORTS TO FOREIGN COUNTRIES AND HONGKONG.		RE-EXPORTS TO CHINESE PORTS.		NET TOTAL IMPORTS.	
		Quantity.	Value.	Quantity.	Value.	Quantity.	Value.	Quantity.	Value.	Quantity.	Value.
METALS, continued:—											
			<i>Hk. Ts</i>		<i>Hk. Ts</i>		<i>Hk. Ts</i>		<i>Hk. Ts</i>		<i>Hk. Ts</i>
Brassware.....	<i>Piculs</i>	218	9,255	185	6,685	403	15,940
Steel.....	"	734	3,950	16,716	104,329	17,450	108,279
Quicksilver.....	"	104	9,930	17	1,900	121	11,830
White Metal.....	"	26	1,494	756	38,333	782	39,827
Nickel.....	"	191	13,055	191	13,055
Zinc.....	"	18	199	75	976	93	1,175
Metals, Unclassed.....	<i>Value</i>	...	1,511	...	1,363	2,874
SUNDRIES:—											
Agar-agar.....	<i>Piculs</i>	3,267	17,968	149	820	3,118	17,148
Aniseed, Star.....	"	1,574	23,055	676	19,554	2,250	42,609
Awabi.....	"	46	283	36	1,678	82	1,961
Bambooware.....	"	117	592	114	2,851	231	3,443
Basins, Tin.....	<i>Gross</i>	4,101	14,427	13,537	13,530	189	365	17,449	27,592
Bedsteads and Bedding.....	<i>Value</i>	...	5,117	...	3,357	8,474
Betel-nuts.....	<i>Piculs</i>	4,234	23,338	566	5,185	4,800	28,523
Bicho de Mar, Black.....	"	950	32,052	1,783	80,235	5	225	2,728	112,062
Bicycles and Bicycle Sundries.....	<i>Value</i>	...	16,684	...	15,056	600	...	31,140
Birds Nests, 1st Quality.....	<i>Catties</i>	5	225	2	65	7	290
" " 2nd ".....	"	52	773	1,010	19,190	1,062	19,963
" " 3rd ".....	"	13	119	30	285	43	404
Biscuits.....	<i>Value</i>	...	5,751	...	6,158	11,909
Books and Charts.....	"	...	24,325	...	9,497	33,822
Borax.....	<i>Piculs</i>	252	2,889	228	3,159	480	6,048
Bottles, Empty.....	<i>Value</i>	...	5,422	...	481	...	466	5,437
Boxes, Tin.....	<i>Gross</i>	663	1,188	5,051	7,940	5,714	9,128
Braid.....	<i>Cartoons</i>	336,825	33,492	71,902	15,069	4,600	815	404,127	47,746
Building Materials.....	<i>Value</i>	...	10,137	...	12,577	22,714
Butter and Cheese.....	"	...	58,879	...	18,595	240	...	77,234
Buttons, Brass.....	<i>Gross</i>	54,396	18,674	23,312	6,174	77,708	24,848
" Fancy.....	"	134,864	44,297	41,520	15,913	6,150	2,616	170,234	57,594
Camphor.....	<i>Piculs</i>	1,107	16,947	85	3,920	1,192	20,867
" Baroos, Clean.....	<i>Catties</i>	238	2,558	71	3,195	309	5,753
" " Refuse.....	"	96	1,003	32	970	128	1,973
Candles.....	<i>Boxes</i>	5,447	8,408	8,312	24,128	13,759	32,536
Cardamoms, Superior.....	<i>Piculs</i>	67	3,681	4	525	71	4,206
" Inferior.....	"	271	6,464	7	216	278	6,680
Carpets.....	<i>Value</i>	...	1,824	...	3,774	5,598
Carriages.....	"	...	4,567	...	6,104	10,671
Carrying Sticks.....	<i>Pieces</i>	1,500	225	1,500	225
Cassia Lignea.....	<i>Piculs</i>	63	1,187	4	74	67	1,261
Cement.....	<i>Pkgs.</i>	5,879	18,744	856	2,477	6,735	21,221
Chemical Products.....	<i>Value</i>	...	13,225	...	4,266	17,491
China-root.....	<i>Piculs</i>	197	1,839	197	1,839
China-ware, Fine.....	"	645	17,721	977	24,425	1,622	42,146
" Coarse.....	"	668	7,695	53	795	721	8,490
Chinese Blue.....	"	70	3,580	98	4,737	168	8,317
Cigarettes.....	<i>Value</i>	...	160,069	...	246,262	...	6,253	...	744	...	399,334
Cigars.....	"	...	132,785	...	24,636	390	...	157,031
Clocks.....	<i>Pieces</i>	9,961	26,417	22,466	32,010	290	550	32,137	57,877
Clothing.....	<i>Value</i>	...	87,360	...	44,604	...	79	...	1,111	...	130,774
Cloves.....	<i>Piculs</i>	191	2,625	2	31	193	2,656
Coal.....	<i>Tons</i>	818	5,726	818	5,726
Coffee.....	<i>Value</i>	...	13,460	...	5,263	313	...	18,410
Compoxy.....	<i>Piculs</i>	83	4,343	444	18,811	49	526	23,105
Confectionery.....	<i>Value</i>	...	3,897	...	1,669	5,566
Coral.....	<i>Catties</i>	356	4,928	50	1,250	406	6,178
" Beads.....	"	312	3,779	312	3,779

TABLE No. III.—TRADE IN FOREIGN GOODS.—Imports and Re-exports—Cont^d.

DESCRIPTION OF GOODS.	Classifier of Quantity.	IMPORTS FROM FOREIGN COUNTRIES AND HONGKONG.		IMPORTS FROM CHINESE PORTS.		RE-EXPORTS TO FOREIGN COUNTRIES AND HONGKONG.		RE-EXPORTS TO CHINESE PORTS.		NET TOTAL IMPORTS.	
		Quantity.	Value.	Quantity.	Value.	Quantity.	Value.	Quantity.	Value.	Quantity.	Value.
SUNDRIES, continued:—											
Corks.....	Dozens	220,400	Hk. \$s. 2,093	5,566	Hk. \$s. 202	225,966	Hk. \$s. 2,295
Cotton Waste.....	Piculs	132	1,214	132	1,214
Covers, Table.....	Pieces	412	833	3,309	5,214	3,721	6,047
Cow Bezoar.....	Catties	19	988	2	105	21	1,091
Crockery.....	Value	...	9,209	...	3,818	13,027
Curiosities.....	20,188	...	2,125	22,313
Cutlery.....	12,302	...	5,990	18,292
Cuttle-fish.....	Piculs	28	460	320	4,320	348	4,780
Dredgers.....	Value	...	48,676	48,676
Dyes, Aniline.....	256,975	...	403,018	...	65	...	5,890	...	654,038
Dye-stuff.....	296	...	768	1,064
Electric Light Plant.....	26,144	26,144
" Materials.....	9,260	...	5,806	...	128	14,938
Enamelledware.....	4,283	...	6,339	10,622
Fans, Fancy and Paper.....	Pieces	26,744	2,601	680	133	27,424	2,734
" Palm-leaf.....	...	986,000	9,383	879,200	6,594	1,865,200	15,977
Feathers, Kingfisher.....	...	57,321	5,423	3,190	317	60,511	5,740
" Peacock.....	...	10,205	972	10,205	972
Fish Maws and Skins.....	Piculs	39	2,571	53	2,420	92	4,991
" Bones.....	71	8,239	71	8,239
Fishery Products, Unclassed.....	...	26	231	16	880	42	1,111
Flour.....	...	31,177	124,540	14,887	56,911	46,064	181,451
" Miscellaneous.....	...	202	868	1,049	4,406	1,251	5,274
Flowers, Artificial.....	Value	...	2,304	...	179	2,483
Furniture.....	41,991	...	22,459	...	11	...	28	...	64,411
Galangal.....	Piculs	286	1,066	136	885	422	1,951
Gas Fittings.....	Value	...	142	...	2,327	2,469
Ginseng.....	Catties	344	1,746	6	108	350	1,854
Glass, Window.....	Boxes	6,885	31,251	33,626	215,700	4	20	40,510	246,931
" Plate.....	Value	8,846	...	25	8,821
" Beads.....	Gross	175	2,138	14,831	754	84	1,014	14,922	1,878
Glassware.....	Piculs	3,149	40,539	104	1,821	3,253	42,360
" Value.....	Value	...	21,534	...	15,277	36,811
Gloves.....	13,893	...	2,225	16,118
Glue, Cow.....	Piculs	5	102	32	720	37	822
Gold and Silver Lace, Imitation.....	Pieces	2,358	7,902	5,153	3,199	7,511	11,101
Graphophones and Accessories.....	Value	...	3,862	...	19,066	41	...	22,887
Grasscloth, Fine.....	Piculs	10	848	10	450	10	450	10	848
" Coarse.....	...	183	4,958	183	4,958
Gum, Dragon's Blood.....	...	46	771	46	771
" Myrrh.....	...	80	744	80	744
" Olibanum.....	...	198	2,278	10	140	208	2,418
Hams.....	...	94	3,493	63	2,205	157	5,698
Hardware.....	Value	...	293,284	...	23,649	316,933
Harness and Saddlery.....	5,574	...	3,415	340	...	8,649
Hartall.....	Piculs	1,038	10,301	1,038	10,301
Hats, Straw.....	Pieces	14,972	2,141	1,030	396	16,002	2,537
Hemp Sacking.....	...	344,831	30,215	189,700	14,104	534,531	44,319
Horns, Rhinoceros.....	Catties	521	1,689	521	1,689
Household Utensils.....	Value	2,081	2,081
Indigo, Dried.....	Piculs	197	6,403	197	6,403
" Liquid.....	...	5,051	70,486	867	6,069	5,918	76,555
Instruments, Scientific and Surgical.....	Value	...	12,014	...	350	550	...	11,814
Isinglass.....	Piculs	616	33,429	586	34,990	10	500	1,192	67,919
Lace.....	Pieces	162,006	23,169	20,277	3,933	36,070	8,393	146,213	18,709
Lacquerware.....	Piculs	217	6,254	217	6,254

TABLE No. III.—TRADE IN FOREIGN GOODS.—Imports and Re-exports—Cont^d.

DESCRIPTION OF GOODS.	Classifier of Quantity.	IMPORTS FROM FOREIGN COUNTRIES AND HONGKONG.		IMPORTS FROM CHINESE PORTS.		RE-EXPORTS TO FOREIGN COUNTRIES AND HONGKONG.		RE-EXPORTS TO CHINESE PORTS.		NET TOTAL IMPORTS.	
		Quantity.	Value.	Quantity.	Value.	Quantity.	Value.	Quantity.	Value.	Quantity.	Value.
SUNDRIES, continued:—											
Raisins	Piculs	123	1,229	146	1,772	269	3,001
Rattans and Rattanware	...	3,630	13,407	198	821	3,828	14,228
Recreation Requisites	Value	...	5,742	...	1,330	7,072
Religious Objects	4,211	4,211
Rice	Piculs	46,319	208,709	46,319	208,709
" Curry	Value	...	6,062	6,062
Rugs and Druggets	Pieces	243	381	6,455	12,162	6,698	12,543
Safes	Value	...	6,752	...	3,862	10,614
Sandalwood	Piculs	458	4,807	16	141	2	19	472	4,929
Sapanwood	...	2,152	6,560	497	1,491	2,649	8,051
Satin	Value	...	2,845	2,845
Scales	2,914	...	2,574	5,488
Seaweed, Japan	Piculs	28,979	63,429	32,959	92,479	16	48	61,922	155,860
" Black	...	772	2,199	4,015	110,003	4,787	112,202
" Red	...	3,200	13,061	465	2,201	3,665	15,262
" Cut	...	3,239	11,943	58	228	3,297	12,171
Sharks Fins, Black	...	379	16,148	73	2,738	452	18,886
" White	...	218	11,084	851	55,315	5	524	1,064	65,875
" Prepared	...	21	3,521	19	3,325	40	6,846
Shoes and Boots	Pairs	3,632	6,892	952	842	4,584	7,734
Silk Piece Goods	Piculs	7	5,745	3	2,576	10	8,321
" Lace	Pieces	10,035	3,540	10,617	3,363	20,652	6,903
" Ribbons	...	168,277	107,382	51,307	38,583	4,990	5,130	214,594	140,835
" and Cotton Ribbons	Value	...	132,870	...	76,155	6,208	...	202,817
Silverware	1,899	...	3,597	735	...	4,761
Skin (Fur) Clothing	Pieces	2,419	2,615	2	5	2,421	2,620
Skins (Furs), Fox	...	1,069	1,671	235	705	1,304	2,376
" Lamb	...	32,020	2,631	32,400	2,662	64,420	5,293
" Rabbit	...	1,800	540	11,170	8,377	12,970	8,917
" Sundry	...	3,311	964	70,246	11,264	73,557	12,228
Small	Piculs	190	8,001	48	309	238	8,310
Soap, Bar	Boxes	2,699	4,905	14,919	30,774	55	112	17,563	35,567
" Toilet	Value	...	19,259	...	54,936	151	...	74,044
Soda	Piculs	519	2,676	21,924	63,590	22,443	66,266
Soy	Value	...	4,159	4,159
Stationery	52,466	...	25,276	77,742
Steam-launches	3,000	3,000
Stores, Dock and Engineers	30,338	...	9,446	175	...	39,609
" Government	6,662	6,662
" Household	116,475	...	90,562	334	...	2,062	...	204,641	
Stoves and Grates	5,779	...	8,138	186	...	13,731
Sugar, Brown	Piculs	390,045	1,644,532	21,429	91,074	411,474	1,735,606
" White	...	48,099	313,129	44,002	286,226	92,101	599,355
" Refined	...	141,960	886,252	14,262	92,704	4	27	156,218	978,929
" Candy	...	44,639	281,250	2,119	15,219	46,758	296,469
" Cane	Value	...	5,847	5,847
Sulphuric Acid	Piculs	1,102	4,885	139	564	1,241	5,449
Tea, Black, Ceylon	...	572	16,888	1,182	32,491	1,490	42,911	16	440	248	6,028
" Green, Japan	...	4,218	49,375	121	733	4,339	50,108
" Dust	...	2,988	13,851	95	99	3,083	13,950
Telegraphic Materials	Value	...	21,251	...	30,060	51,311
Thread, Gold and Silver, } Imitation	Piculs	255	46,667	69	25,893	16	1,586	308	70,974
Timber, Beams	Pieces	437	1,064	437	1,064
" Planks, Soft-wood	Sq. feet	2,256,131	89,288	329,685	9,891	209,400	7,329	2,376,416	91,850
" Piles and Poles	Pieces	51,485	65,398	31,451	51,895	82,936	117,293
Tin-foil	Piculs	379	7,918	25	1,228	404	9,146
Tinware	Value	...	2,669	2,669
Tobacco, Leaf	Piculs	6	66	17	501	23	567

TABLE No. III.—TRADE IN FOREIGN GOODS.—Imports and Re-exports—Cont^d

DESCRIPTION OF GOODS.	Classifier of Quantity.	IMPORTS FROM FOREIGN COUNTRIES AND HONGKONG.		IMPORTS FROM CHINESE PORTS.		RE-EXPORTS TO FOREIGN COUNTRIES AND HONGKONG.		RE-EXPORTS TO CHINESE PORTS.		NET TOTAL IMPORTS.		
		Quantity.	Value.	Quantity.	Value.	Quantity.	Value.	Quantity.	Value.	Quantity.	Value.	
SUNDRIES, continued:—												
Tobacco, Prepared.....	Piculs	306	6,137	60	3,600	366	9,737	
Toilet Requisites.....	Value	...	12,857	...	3,695	16,552	
Tortoiseshell and Tortoise-shellware.....	"	...	24,543	...	5,757	30,300	
Toys.....	"	...	9,444	...	7,005	89	16,360	
Turmeric.....	Piculs	1,116	4,121	1,206	6,115	2,322	10,236	
Ultramarine.....	"	30	360	289	3,797	319	4,157	
Umbrellas, Silk.....	Pieces	247	456	247	456	
" Cotton, Japanese.....	"	26,361	13,685	16,400	3,280	42,761	16,965	
Varnish.....	Piculs	198	2,750	173	3,280	8	299	363	5,731	
Vermilion.....	"	370	24,863	40	3,200	410	28,063	
Vinegar.....	"	185	761	185	761	
Watch-chains.....	Dozens	947	2,502	966	3,547	1,913	6,049	
Watches.....	Pieces	5,724	22,821	14,971	55,461	2,032	8,294	18,663	69,988	
Watchmakers Requisites.....	Value	...	5,683	...	1,433	7,116	
Waters, Aerated and Mineral.....	"	...	40,611	...	18,113	58,724	
Wine, Japanese (Saké).....	"	...	18,205	18,205	
Wines and Spirits.....	"	...	228,049	...	283,177	...	3,018	...	4,478	...	503,730	
Wood, Rose and Red.....	Piculs	5,754	15,281	1,346	3,028	7,100	18,309	
" Scale-stick.....	Pieces	15,065	2,313	15,065	2,313	
" Unclassed.....	Value	...	35,461	...	5,712	41,173	
Woodware.....	Piculs	214	4,290	69	1,371	283	5,661	
Worm Tablets, in Bottles.....	Dozens	20	19	3,169	3,023	3,189	3,042	
Sundries, Unenumerated.....	Value	...	385,856	...	259,178	...	783	...	6,475	...	637,776	
TOTAL.....	Hk. Ts	18,849,234		34,810,292		55,387		160,341		53,446,314		
Excess of Re-export above Import of Lead, in Pigs, during the year.....											Hk. Ts	2,516
NET TOTAL.....											Hk. Ts	53,443,798

SUMMARY.

IMPORTS from Great Britain	<i>Hk. Ta</i>	4,351,106
" " Hongkong	"	3,751,519
" " India	"	47,634
" " Singapore and Straits.....	"	53,765
" " United States of America	"	1,838,043
" " Philippine Islands.....	"	191,416
" " Continent of Europe, Russia excepted...	"	2,826,713
" " Russia <i>via</i> Odessa.....	"	1,460
" " Russian Manchuria.....	"	109,492
" " Corea.....	"	34,095
" " Japan	"	5,477,257
" " Cochin China, Tonkin, and Annam	"	118,101
" " Turkey in Asia, Persia, Egypt, and Aden ..	"	1,144
" " Weihaiwei.....	"	423
" " Tsingtao.....	"	47,066
Total from Foreign Countries	<i>Hk. Ta</i>	18,849,234
Imports from Chinese Ports.....	"	34,810,292
TOTAL FOREIGN IMPORTS.....	<i>Hk. Ta</i>	53,659,526
RE-EXPORTS to Hongkong	<i>Hk. Ta</i>	989
" " Continent of Europe, Russia excepted..	"	38
" " Russia and Siberia <i>via</i> Kiakhta.....	"	42,910
" " Russian Manchuria.....	"	1,798
" " Corea.....	"	953
" " Japan.....	"	7,722
" " Tsingtao	"	977
Total to Foreign Countries.....	<i>Hk. Ta</i>	55,387
RE-EXPORTS to Northern Ports	<i>Hk. Ta</i>	49,649
" " Yangtze Ports.....	"	1,390
" " Central Ports.....	"	109,238
" " Southern Ports.....	"	64
Total to Chinese Ports	<i>Hk. Ta</i>	160,341
TOTAL FOREIGN RE-EXPORTS.....	<i>Hk. Ta</i>	215,728
NET TOTAL FOREIGN IMPORTS.....	<i>Hk. Ta</i>	53,443,798

TABLE No. IV.—TRADE IN NATIVE PRODUCE.—Imports and Re-exports.

DESCRIPTION OF GOODS.	Classifier of Quantity.	IMPORTS FROM CHINESE PORTS.		RE-EXPORTS TO CHINESE PORTS.		RE-EXPORTS TO FOREIGN COUNTRIES AND HONGKONG.		NET TOTAL IMPORTS.	
		Quantity.	Value.	Quantity.	Value.	Quantity.	Value.	Quantity.	Value.
COTTON GOODS * :—			<i>Hk. Ts</i>		<i>Hk. Ts</i>		<i>Hk. Ts</i>		<i>Hk. Ts</i>
Sheetings.....	<i>Pieces</i>	3,100	10,075	3,100	10,075
Cotton Yarn.....	<i>Piculs</i>	35,496	856,982	35,496	856,982
SUNDRIES :—									
Agar-agar.....	<i>Piculs</i>	29	203	29	203
Almonds.....	"	30	490	51	1,097
Alum, White.....	"	18,162	34,507	18,162	34,507
" Green.....	"	420	945	30	68	390	877
Aniseed, Star.....	"	38	647	38	647
Arsenic.....	"	4,530	61,498	4,530	61,498
Bamboo Brooms.....	<i>Pieces</i>	1,192,343	37,465	1,192,343	37,465
" Poles.....	"	880,775	32,738	880,775	32,738
" Split, Leaf, etc.....	<i>Piculs</i>	25,163	36,104	25,163	36,104
" Shoots.....	"	3,465	27,100	3,465	27,100
Bambooware.....	"	2,576	38,640	68	1,020	2,508	37,620
Beancurd.....	"	3,957	15,986	3,957	15,986
Beans and Peas.....	"	37,744	66,052	37,744	66,052
Betel-nut Husk.....	"	155	543	155	543
Betel-nuts.....	"	57	542	57	542
Birds Nests, 1st Quality.....	<i>Catties</i>	13	422	13	422
" 2nd.....	"	20	380	20	380
Books, Printed.....	<i>Piculs</i>	5,176	155,280	10	300	5,166	154,980
Boots, Leather.....	<i>Pairs</i>	842	716	842	716
Bow Strings.....	<i>Piculs</i>	6	2,414	6	2,414
Brass-foil.....	"	269	14,080	269	14,080
Brassware.....	"	850	33,543	850	33,543
Bristles.....	"	37	1,586	37	1,586
Building Materials.....	<i>Value</i>	...	7,622	7,622
Buttons, Brass.....	<i>Piculs</i>	920	92,000	920	92,000
Camphor.....	"	74	3,380	74	3,380
Capoor Cutchery.....	"	871	4,136	871	4,136
Caps and Hats, Silk.....	<i>Pieces</i>	3,920	785	3,920	785
Carpets.....	<i>Value</i>	...	641	641
Carriages.....	"	...	8,550	8,550
Carrying Sticks.....	<i>Pieces</i>	40,721	2,094	40,721	2,094
Cassia Ligna.....	<i>Piculs</i>	741	13,709	741	13,709
" Twigs.....	"	387	1,452	387	1,452
Chalk, White.....	"	411	513	411	513
China-root.....	"	1,277	8,691	1,277	8,691
Chinaware, Fine.....	"	20,168	487,433	20,168	487,433
" Coarse.....	"	28,432	418,592	28,432	418,592
Chopsticks.....	"	3,514	14,056	3,514	14,056
Chowchow.....	"	43	2,042	43	2,042
Cinnabar.....	"	12	1,080	12	1,080
Clams, Dried.....	"	103	1,616	103	1,616
Clocks.....	<i>Pieces</i>	139	1,473	139	1,473
Cloth, Native (Nankeens).....	<i>Piculs</i>	9,292	371,680	44	1,760	9,248	369,920
Coir.....	"	494	2,223	494	2,223
Compo.....	"	23	773	23	773
Copper, <i>Tribute</i>	"	15,150	340,875	15,150	340,875
Copperware.....	"	14	630	14	630
Coral and Coral Beads.....	"	6	614	6	614
Cornelian Beads.....	"	8	4,572	8	4,572
Cornelianware.....	"	5	2,580	5	2,580
Cotton, Raw.....	"	985	16,745	985	16,745
" Ribbons.....	"	240	16,208	240	16,208
" Rags and Waste.....	"	522	1,413	522	1,413
Curiosities.....	<i>Value</i>	...	7,347	7,347

* Steam Factory products.

TABLE No. IV.—TRADE IN NATIVE PRODUCE.—Imports and Re-exports—Cont^d.

DESCRIPTION OF GOODS.	Classifier of Quantity.	IMPORTS FROM CHINESE PORTS.		RE-EXPORTS TO CHINESE PORTS.		RE-EXPORTS TO FOREIGN COUNTRIES AND HONGKONG.		NET TOTAL IMPORTS.	
		Quantity.	Value.	Quantity.	Value.	Quantity.	Value.	Quantity.	Value.
SUNDRIES, continued:—									
Cutlery.....	Value	...	716	716
Dressing-cases.....	Pieces	1,141	1,705	1,141	1,705
Dye-stuff.....	Piculs	3,290	4,591	3,290	4,591
Eggs, Preserved.....	Pieces	2,294,401	24,688	2,294,401	24,688
Embroidery, Gold.....	Piculs	11	7,759	11	7,759
Fans, Fancy.....	Pieces	535,308	26,891	535,308	26,891
" Leaf.....	"	76,540	2,636	76,540	2,636
" Paper.....	"	913,644	105,068	28,438	3,270	885,206	101,798
Feathers, Duck and Fowl.....	Piculs	331	5,368	331	5,368
Fire-crackers and Fireworks.....	"	52	572	52	572
Fish, Dried and Salt.....	"	118	590	118	590
" Maws.....	"	278	31,970	278	31,970
" Heads and Skins.....	"	39	636	39	636
" Glue.....	"	887	48,663	887	48,663
" Bones.....	"	14	1,473	14	1,473
Flour.....	"	118,586	444,182	118,586	444,182
" Miscellaneous.....	"	192	507	192	507
Flowers, Artificial.....	Value	...	4,123	4,123
" Dried.....	Piculs	730	2,489	730	2,489
Fruit, Dried.....	"	145	1,088	145	1,088
Fungus.....	"	826	19,413	826	19,413
Furniture.....	Value	...	56,525	56,525
Ginger, Fresh.....	Piculs	19,700	32,561	19,700	32,561
Glassware.....	Value	1,017	15,255	1,017	15,255
Glue, Cow.....	Piculs	83	1,868	83	1,868
Gold Thread, Imitation.....	"	12	5,008	12	5,008
Grasscloth, Fine.....	"	282	12,690	282	12,690
" Coarse.....	"	44	945	44	945
Gypsum.....	"	8,479	16,110	8,479	16,110
Hams.....	"	892	18,054	892	18,054
Hemp.....	"	3,064	30,072	3,064	30,072
" Skin.....	"	548	1,838	548	1,838
" Sacking.....	Pieces	663,009	29,251	663,009	29,251
Honey.....	Piculs	108	2,055	108	2,055
Horns, Cow and Buffalo.....	"	1,091	665	1,091	665
Indigo, Dried.....	"	671	21,808	671	21,808
" Liquid.....	"	3,298	23,086	3,298	23,086
Ink, China.....	"	266	13,300	266	13,300
Iron Pans.....	"	10,204	26,103	10,204	26,103
Ironware.....	"	15,076	297,166	15,076	297,166
Ivoryware.....	"	7	4,914	7	4,914
Jadestone.....	"	7	2,880	7	2,880
Jadestoneware.....	Value	...	10,328	10,328
Joss Sticks.....	Piculs	29	160	29	160
Lacquerware.....	"	215	5,375	215	5,375
Lampblack.....	"	2,202	4,186	2,202	4,186
Lamps.....	Value	...	4,121	4,121
Lampwick.....	Piculs	144	2,521	144	2,521
Lead, Red.....	"	59	541	59	541
" White.....	"	4,284	37,489	4,284	37,489
" Yellow.....	"	4,533	43,057	4,533	43,057
Leatherware.....	"	427	7,464	427	7,464
Lichees, Dried.....	"	405	2,835	405	2,835
Lily Flowers, Dried.....	"	373	4,103	373	4,103
Lung-ngan Pulp.....	"	161	2,093	161	2,093
Lung-ngans, Dried.....	"	381	3,257	381	3,257
Machinery.....	Value	...	5,679	5,679
Maize.....	Piculs	269	300	269	300

TABLE No. IV.—TRADE IN NATIVE PRODUCE.—Imports and Re-exports—Cont^d

DESCRIPTION OF GOODS.	Classifier of Quantity.	IMPORTS FROM CHINESE PORTS.		RE-EXPORTS TO CHINESE PORTS.		RE-EXPORTS TO FOREIGN COUNTRIES AND HONGKONG.		NET TOTAL IMPORTS.	
		Quantity.	Value.	Quantity.	Value.	Quantity.	Value.	Quantity.	Value.
SUNDRIES, continued:—									
Mats, Straw	Pieces	330,906 ²	91,069	330,906	91,069
Medicines	Value	...	167,022	...	31	166,991
Mirrors	Pieces	3,458	1,591	3,458	1,591
Mother-of-pearl	Piculs	154	1,001	154	1,001
Mushrooms	"	18	1,800	18	1,800
Musk	Catties	47	5,405	47	5,405
Nutgalls	Piculs	11,670	262,575	11,670	262,575
Oil, Tea	"	2,733	29,221	2,733	29,221
" Wood	"	36,582	356,733	36,582	356,733
" Flower	"	642	6,423	642	6,423
" Peppermint	"	4	1,351	4	1,351
Olives, Fresh	"	2,296	13,004	2,296	13,004
Opium, Native	"	28	13,523	23	10,811	5	2,712
" Dross	"	22	4,472	22	4,472
" Lamps	Pieces	27,844	6,124	27,844	6,124
" Pipes and Apparatus	"	45,668	4,359	45,668	4,359
Oranges, Fresh	Piculs	23,833	27,898	23,833	27,898
Paper, 1st Quality	"	35,298	617,715	57	998	35,241	616,717
" 2nd	"	80,276	682,346	80,276	682,346
" Cuttings	"	5,648	19,642	5,648	19,642
" Joss	"	22,690	510,525	22,690	510,525
Pearls, False	"	12	1,812	12	1,812
Peel, Orange	"	2,830	14,858	2,830	14,858
Peppermint Leaf	"	216	810	216	810
Personal Effects	Value	...	4,446	4,446
Photographic Materials	"	...	604	604
Plants and Bulbs	"	...	13,174	13,174
Plums, Black	Piculs	1,178	4,067	1,178	4,067
Pottery, Earthenware	"	22,957	137,742	22,957	137,742
Preserves	"	7,157	89,463	7,157	89,463
Printing Materials	Value	...	3,201	3,201
Quicksilver	Piculs	16	2,060	16	2,060
Railway Materials	Value	...	434,043	434,043
Rattans and Rattanware	Piculs	196	4,326	196	4,326
Resin	"	2,300	6,217	2,300	6,217
Resinware	"	915	2,798	915	2,798
Rhubarb	"	147	5,680	5	200	142	5,680
Rice, Duty Free	"	700,934	3,005,265	700,934	3,005,265
" Tribute	"	1,485,908	7,040,901	1,485,908	7,040,901
" Red	"	354	3,596	354	3,596
Rouge	"	52	1,352	52	1,352
Samshu	"	2,254	12,513	2,254	12,513
Satin	"	47,634	404,890	47,634	404,890
Scales, Iron	Pieces	236	505	236	505
Sea Blubber	Piculs	5,623	25,386	5,623	25,386
Sea-horse Teeth	"	32	4,468	32	4,468
Seaweed, Black	"	793	20,766	793	20,766
Seed, Flower	"	850	6,814	850	6,814
" Lily Flower, or Lotus-nuts	"	1,422	32,706	1,422	32,706
" Soap	"	720	1,179	720	1,179
Sharks Fins, Black	"	3	119	3	119
" " White	"	27	1,723	27	1,723
Shoes and Boots, Silk and Cotton	Pairs	23,719	21,347	23,719	21,347
Silk Wadding	Piculs	14	2,495	14	2,495
" Piece Goods	"	2,144	1,822,119	1	569	2,143	1,821,550
" Embroidery	"	20	17,991	1	731	19	17,260
" and Cotton Mixtures	"	42	11,498	42	11,498
" " " " " Fancy	"	5	1,569	5	1,569
" " " Ribbons	"	496	136,490	496	136,490

TABLE No. IV.—TRADE IN NATIVE PRODUCE.—Imports and Re-exports—Contd.

DESCRIPTION OF GOODS:	Classifier of Quantity.	IMPORTS FROM CHINESE PORTS.		RE-EXPORTS TO CHINESE PORTS.		RE-EXPORTS TO FOREIGN COUNTRIES AND HONGKONG.		NET TOTAL IMPORTS.	
		Quantity.	Value.	Quantity.	Value.	Quantity.	Value.	Quantity.	Value.
SUNDRIES, continued:—									
			<i>Hk. Pcs</i>		<i>Hk. Pcs</i>		<i>Hk. Pcs</i>		<i>Hk. Pcs</i>
Silk, Floss.....	<i>Piculs</i>	4	1,639	4	1,639
" Thread.....	"	33	10,385	33	10,385
" Ribbons.....	"	205	87,192	205	87,192
Silver Dross.....	"	357	3,657	357	3,657
Skins (Furs), Land-otter.....	<i>Pieces</i>	627	1,254	627	1,254
" Rabbit.....	"	10,035	2,007	10,035	2,007
" Various.....	"	11,973	5,042	11,973	5,042
Snuff.....	<i>Piculs</i>	88	2,874	88	2,874
Soap.....	"	46	309	46	309
Spectacles.....	<i>Pairs</i>	37,503	2,711	37,503	2,711
Steel.....	<i>Piculs</i>	1,088	8,432	1,088	8,432
Stores, Government.....	<i>Value</i>	...	34,668	34,668
Sugar, Brown.....	<i>Piculs</i>	88,270	375,147	88,270	375,147
" White.....	"	61,097	458,228	61,097	458,228
" Candy.....	"	6,539	49,042	6,539	49,042
" Cane.....	<i>Value</i>	...	7,311	7,311
Tallow, Vegetable.....	<i>Piculs</i>	2,472	23,484	288	2,736	2,184	20,748
Tar, Coal.....	"	5,850	847	5,850	847
Tea, Black.....	"	55,142	1,792,116	54,787	1,780,578	355	11,538
" Green.....	"	41,909	1,047,725	41,909	1,047,725
" Dust.....	"	9,012	103,638	9,012	103,638
" Stalk.....	"	53	244	53	244
" Brick, Black.....	"	275,262	1,820,804	275,262	1,820,804
" Green.....	"	46,437	302,948	46,437	302,948
" Tablet.....	"	5,213	123,498	5,213	123,498
Telegraphic Materials.....	<i>Value</i>	...	6,461	6,461
Timber, Beams, Soft-wood.....	"	...	10,000	10,000
" Planks, ".....	"	...	17,672	17,672
" " Camphor-wood.....	"	...	5,333	5,333
Tin, <i>Tribute</i>	<i>Piculs</i>	100	5,500	100	5,500
Tin-foil.....	"	119	5,852	119	5,852
Tobacco, Leaf.....	"	13,872	152,592	13,872	152,592
" Prepared.....	"	8,983	179,660	24	264	8,959	179,396
Tortoiseshellware.....	"	2	1,500	2	1,500
Turmeric.....	"	3,916	21,538	3,916	21,538
Umbrellas, Paper (Kittysols).....	<i>Pieces</i>	295,960	36,995	295,960	36,995
Varnish.....	<i>Piculs</i>	523	19,612	523	19,612
Vermilion.....	"	12	1,187	12	1,187
Water Chestnuts.....	"	2,811	3,317	2,811	3,317
Wax, White.....	"	506	55,660	11	1,210	495	54,450
Wheat.....	"	524,882	997,275	524,882	997,275
White Metalware.....	<i>Value</i>	...	2,665	2,665
Wood, Poles.....	<i>Pieces</i>	612,239	1,775,493	612,239	1,775,493
" Coffin.....	"	245	1,038	245	1,038
" Unclassed.....	<i>Value</i>	...	6,127	6,127
Woodware.....	<i>Piculs</i>	1,259	25,180	1,259	25,180
Sundries, Unenumerated.....	<i>Value</i>	...	83,987	...	2,238	...	282	...	81,467
TOTAL.....	<i>Hk. Pcs</i>	...	26,522,157	...	23,798	...	4,031,615	...	22,467,351
Excess of Re-export above Import of Almonds during the year.....									<i>Hk. Pcs</i> 607
NET TOTAL.....									<i>Hk. Pcs</i> 22,466,744

SUMMARY.

IMPORTS from Northern Ports	<i>Hk. Ta</i>	22,180
" " Yangtze Ports	"	2,861,107
" " Central Ports	"	19,312,626
" " Southern Ports	"	4,326,244
Total from Chinese Ports	<i>Hk. Ta</i>	26,522,157
TOTAL NATIVE IMPORTS	<i>Hk. Ta</i>	26,522,157
RE-EXPORTS to Northern Ports	<i>Hk. Ta</i>	1,074
" " Yangtze Ports	"	103
" " Central Ports	"	22,307
" " Southern Ports	"	314
Total to Chinese Ports	<i>Hk. Ta</i>	23,798
RE-EXPORTS to Hongkong	<i>Hk. Ta</i>	185
" " Russia and Siberia <i>via</i> Kiakhta	"	4,031,230
" " Japan	"	200
Total to Foreign Countries	<i>Hk. Ta</i>	4,031,615
TOTAL NATIVE RE-EXPORTS	<i>Hk. Ta</i>	4,055,413
NET TOTAL NATIVE IMPORTS	<i>Hk. Ta</i>	22,466,744

TABLE No. V.—TRADE IN NATIVE PRODUCE.—Exports and Re-exports.

DESCRIPTION OF GOODS.	Classifier of Quantity.	EXPORTS TO FOREIGN COUNTRIES.		EXPORTS TO HONGKONG.		EXPORTS TO CHINESE PORTS.		TOTAL RE-EXPORTS TO FOREIGN COUNTRIES, HONGKONG, AND CHINESE PORTS.		TOTAL EXPORTS (including Re-exports).	
		Quantity.	Value.	Quantity.	Value.	Quantity.	Value.	Quantity.	Value.	Quantity.	Value.
			Hk. Tls.		Hk. Tls.		Hk. Tls.		Hk. Tls.		Hk. Tls.
Almonds.....	Piculs	1	20	5,580	122,203	4,517	104,375	51	1,097	10,149	227,693
Alum, Green.....	"	547	1,231	30	68	577	1,299
Bags, Hemp, Old.....	Pieces	542,745	6,830	542,745	6,830
Bambooware.....	Piculs	68	1,020	68	1,020
Beans and Peas.....	"	740	3,814	1,428	2,713	2,168	6,527
Bones, Refuse.....	"	58,792	34,924	44	44	58,836	34,968
Books, Printed.....	"	144	4,823	10	300	154	5,123
Brassware.....	"	2,300	6,233	2,300	6,233
Bristles.....	"	1,272	63,725	87	5,475	13,456	718,580	14,815	787,780
Cake-stuff.....	"	12,060	3,505	12,060	3,505
Caps, Felt.....	Pieces	30,930	7,733	42,820	10,705	244,646	71,740	318,396	90,178
Carpets.....	"	543	1,962	176	770	4,858	27,408	5,577	30,140
Cement.....	Pkgs.	500	1,125	17,373	34,536	17,873	35,661
Chestnuts.....	Piculs	3,151	8,666	3,151	8,666
China-ware, Fine.....	"	13	1,013	8	343	169	15,755	190	17,111
Chowchow.....	"	790	4,059	790	4,059
Cloisonné or Enamelware.....	Value	3,072	...	12,138	15,210
Coal, Kaiping.....	Tons	506	4,554	18,659	128,304	19,165	132,858
" " for Steamers use.....	"	407	2,849	205	1,435	29,842	208,894	30,454	213,178
" " " Government use.....	"	1,000	7,000	1,000	7,000
Copper.....	Piculs	3,146	51,460	122	3,368	3,268	54,828
Old.....	"	159	1,484	159	1,484
Cotton, Raw.....	"	12	204	539	9,163	551	9,367
Curiosities.....	Value	...	7,818	...	566	...	47,667	56,051
Dates, Black.....	Piculs	588	2,646	46,727	249,368	47,315	252,014
Red.....	"	1,924	7,696	42,896	174,379	44,820	182,075
Fans, Paper.....	Pieces	28,438	3,270	28,438	3,270
Feathers, Duck.....	Piculs	568	5,009	568	5,009
Fancy.....	"	93	5,476	93	5,476
Felt.....	Pieces	110	82	5	15	147,453	22,506	147,568	22,603
Fire-bricks.....	"	75,000	900	494,609	6,788	569,609	7,688
Fish, Dried and Salt.....	Piculs	455	1,525	7	35	462	1,560
Furniture.....	Value	...	40	1,199	1,239
Glassware.....	Piculs	843	10,940	843	10,940
Ground-nuts.....	"	15,045	43,542	323,357	1,029,318	338,402	1,072,860
Hair, Goat.....	"	774	38,931	774	38,931
Horse.....	"	530	25,652	6,622	236,796	7,152	262,448
Yak.....	"	138	13,770	138	13,770
Human.....	"	45	1,629	45	1,629
Hardware.....	Value	...	146	...	128	...	6,985	7,259
Hats, Straw.....	Pieces	23,110	3,478	286,300	28,436	309,410	31,914
Hides, Cow and Buffalo.....	Piculs	9,059	172,954	9,059	172,954
Horse and Ass.....	"	266	4,203	581	11,901	847	16,104
Horns, Deer, Young.....	Pairs	108	3,240	3,418	102,540	3,526	105,780
Old.....	Piculs	12	210	51	894	63	1,104
Chamois.....	"	2	774	54	29,602	56	30,376
Iron, Old.....	"	13,399	8,198	13,399	8,198
Joss Sticks.....	"	73	295	73	295
Jute.....	"	2,752	10,326	27,270	102,263	30,022	112,589
Leather, Black.....	"	10	626	227	14,315	237	14,941
Green.....	"	65	6,500	65	6,500
White.....	"	21	625	238	7,555	259	8,180
Strips.....	"	662	31,503	662	31,503
Liquorice.....	"	12	126	4,202	46,354	7,202	80,077	11,416	126,557
Live Stock.....	Value	10,708	10,708
Mats and Matting.....	Pieces	125,484	21,548	125,484	21,548
Medicines.....	Value	...	3,743	...	238,062	...	417,138	658,974
Metals, Unclassed.....	Piculs	102	1,302	266	1,312	...	31	368	2,614

TABLE No. V.—TRADE IN NATIVE PRODUCE.—Exports and Re-exports—Cont^d

DESCRIPTION OF GOODS.	Unit of Quantity.	EXPORTS TO FOREIGN COUNTRIES.		EXPORTS TO HONGKONG.		EXPORTS TO CHINESE PORTS.		TOTAL RE-EXPORTS TO FOREIGN COUNTRIES, HONGKONG, AND CHINESE PORTS.		TOTAL EXPORTS (including Re-exports).	
		Quantity.	Value.	Quantity.	Value.	Quantity.	Value.	Quantity.	Value.	Quantity.	Value.
			Hk. Ts .		Hk. Ts .		Hk. Ts .		Hk. Ts .		Hk. Ts .
Moss	Piculs	61	3,724	26	1,790	87	5,514
Mushrooms	"	1	100	8	800	768	76,800	777	77,700
Musk	Catties	2	230	182	20,855	184	21,085
Nankeens	Piculs	1	40	118	4,725	44	1,760	163	6,525
Opium, Native	"	36	17,080	23	10,811	59	27,891
Paper, 1st Quality	"	57	998	57	998
Pears, Fresh	"	160	314	35,785	53,337	35,945	53,651
" Dried	"	155	1,161	154	1,042	309	2,203
Plants and Bulbs	Value	1,042	1,042
Preserves	Piculs	82	1,435	284	4,971	366	6,406
Private Effects	Value	64,122	64,122
Rhubarb, Chihli	Piculs	1,327	5,972	620	2,791	5	200	1,952	8,963
Samshu	"	9	68	476	3,570	31,749	238,118	32,234	241,756
" Medicated	"	9,681	69,271	11,708	87,471	21,379	156,742
Seed, Date	"	45	674	351	3,036	396	3,710
" Melon	"	2,712	20,384	2,712	20,384
" Senna	"	1,159	4,041	1,159	4,041
Shoes and Boots, Silk and Cotton	Pairs	700	657	2,462	2,216	9,563	8,606	12,725	11,479
Silk, Raw, Yellow	Piculs	15	3,308	15	3,308
" Refuse	"	126	1,701	126	1,701
" Piece Goods	"	...	227	8	6,433	5	4,566	1	569	14	11,795
" Embroidery	"	1	1,278	1	731	2	2,009
" Old Tassels and Thread	Value	6,495	...	1,150	7,645
" Ribbons	Piculs	4	1,039	4	1,039
Sinews, Cow and Buffalo	"	2	659	2	659
Skin (Fur) Bags, Goat	Pieces	13	355	54	1,720	67	2,075
" Clothing, Cat	"	2	4	395	828	397	832
" Dog	"	820	1,893	820	1,893
" Fox	"	14,781	30,222	14,781	30,222
" Goat	"	693	6,690	2,223	24,235	2,916	30,925
" Kid	"	7,811	4,872	7,811	4,872
" Lamb	"	114,292	156,273	114,292	156,273
" Sheep	"	8,949	64,820	152,360	540,938	161,309	605,758
" Lynx	"	5,119	4,716	228	556	116,679	184,409	122,026	189,681
" Marmot	"	60	1,505	60	1,505
" Rabbit	"	34,935	37,748	34,935	37,748
" Sable	"	1,366	4,185	1,366	4,185
" Squirrel	"	356	7,436	356	7,436
" Sundry	"	9,547	20,109	41	319	1,668	14,204	1,668	14,204
" Cuffs and Collars	"	1,174	1,102	10,762	21,530
" Rugs, Dog	"	394	595	394	595
" Goat	"	10	16	40,852	15,166	40,862	15,182
" Sheep	"	92,290	87,503	358	358	673,377	653,901	766,025	741,762
" Sundry	"	6,548	5,238	146,729	115,924	153,277	121,162
Skins (Furs), Deer Tails	"	1,000	600	11,421	7,143	12,421	7,743
" Dog	"	2,074	1,037	2,074	1,037
" Fox	"	4,183	899	4,183	899
" Tails	"	5	10	11,047	30,284	11,052	30,294
" Goat, Tanned	"	12,099	556	12,099	556
" Untanned	"	8,005	3,230	278,029	83,804	286,034	87,034
" Lamb	"	91,610	36,635	2,622,835	1,099,580	2,714,445	1,136,215
" Sheep	"	50,247	58,128	518,246	357,357	568,493	415,485
" Ermine and Sable	"	18,868	5,758	371,149	103,589	390,017	109,347
" Ermine and Sable Tails	"	3,070	25,484	3,070	25,484
" Hare and Rabbit	"	4,104	2,814	4,104	2,814
" Leopard	"	1,432	12,888	1,432	12,888
		28	491	28	491

TABLE No. V.—TRADE IN NATIVE PRODUCE.—Exports and Re-exports—Cont^d

DESCRIPTION OF GOODS.	Classifier of Quantity.	EXPORTS TO FOREIGN COUNTRIES.		EXPORTS TO HONGKONG.		EXPORTS TO CHINESE PORTS.		TOTAL RE-EXPORTS TO FOREIGN COUNTRIES, HONGKONG, AND CHINESE PORTS.		TOTAL EXPORTS (including Re-exports).	
		Quantity.	Value.	Quantity.	Value.	Quantity.	Value.	Quantity.	Value.	Quantity.	Value.
			<i>Hk. Ts</i>		<i>Hk. Ts</i>		<i>Hk. Ts</i>		<i>Hk. Ts</i>		<i>Hk. Ts</i>
Skins (Furs), Marmot.....	<i>Pieces</i>	6,143	1,105	75,795	8,316	81,938	9,421
" Marten.....	"	1,528	9,932	1,528	9,932
" Squirrel.....	"	1,600	720	755	341	2,355	1,061
" " Tails.....	<i>Piculs</i>	21	10,288	21	10,288
" Tiger.....	<i>Pieces</i>	61	3,050	61	3,050
" Weasel.....	"	65,936	13,886	65,936	13,886
" " Tails.....	"	13,437	4,065	13,437	4,065
" Wolf.....	"	3,624	8,607	3,624	8,607
" Yak Tails.....	"	416	512	416	512
" Various.....	"	4,140	4,194	220	197	2,183	2,878	6,543	7,269
Snuff.....	<i>Piculs</i>	99	1,882	99	1,882
Soda, Crude.....	"	1,226	664	13,356	17,511	14,582	18,175
Steel, Flint.....	"	129	487	3,220	12,076	3,349	12,563
Stockings, Felt.....	<i>Pieces</i>	12,360	1,483	12,360	1,483
Straw Braid, White.....	<i>Piculs</i>	1,467	51,345	7,670	268,450	9,137	319,795
" " Mottled.....	"	1,961	44,123	9	202	18,774	422,191	20,744	466,516
" " Coloured.....	"	158	4,740	1,982	59,460	2,140	64,200
Tallow, Vegetable.....	"	288	2,736	288	2,736
Tea, Black.....	"	54,787	1,780,578	54,787	1,780,578
" Green.....	"	17	431	17	431
" Brick, Black.....	"	275,262	1,820,804	275,262	1,820,804
" " Green.....	"	46,437	302,948	46,437	302,948
" Tablet.....	"	5,213	123,498	5,213	123,498
Tin, Old.....	"	266	1,063	266	1,063
Tobacco, Prepared.....	"	912	15,964	24	264	936	16,228
Turnips, Dried and Salted.....	"	3,116	13,143	3,116	13,143
Vegetables, " ".....	"	902	2,717	10,736	56,624	11,638	59,341
Vinegar.....	"	988	988	988	988
Walnut Pulp.....	"	50	225	4,845	50,606	4,895	50,831
Walnuts.....	"	381	1,714	7,075	32,566	7,456	34,280
Wax, White.....	"	11	1,210	11	1,210
Wool, Camels.....	"	330	4,621	33,311	455,016	33,641	459,637
" Goats.....	"	7,516	187,511	7,516	187,511
" Sheep's.....	"	33,309	430,787	131,923	1,750,090	165,232	2,180,877
Woollen and Cotton Mixtures.....	<i>Pieces</i>	101	183	539	880	18,764	23,483	19,404	24,546
Sundries, Unenumerated.....	<i>Value</i>	...	9,003	...	5,531	...	24,798	...	2,520	...	41,852
TOTAL.....	<i>Hk. Ts</i>	...	1,077,503	...	611,323	...	11,879,096	...	4,055,413	...	17,623,335

SUMMARY.

To—	EXPORTS.		RE-EXPORTS.		TOTAL EXPORTS AND RE-EXPORTS.	
	Hk. <i>Tls.</i>	Hk. <i>Tls.</i>	Hk. <i>Tls.</i>	Hk. <i>Tls.</i>	Hk. <i>Tls.</i>	Hk. <i>Tls.</i>
Great Britain.....	108,065		...		108,065	
United States of America and Sandwich Islands.....	494,428		...		494,428	
Continent of Europe, Russia ex- cepted.....	180,580		...		180,580	
Russia <i>via</i> Odessa.....	1,125		...		1,125	
Russia and Siberia <i>via</i> Kiakhta.....	...		4,031,230		4,031,230	
Russian Manchuria.....	2,657		...		2,657	
Corea.....	6,373		...		6,373	
Japan.....	267,361		200		267,561	
Weihaiwei.....	1,433		...		1,433	
Tsingtao.....	15,481		...		15,481	
Hongkong.....	611,323		185		611,508	
Total to Foreign Countries.....	1,688,826		4,031,615		5,720,441	
Northern Ports.....	124,458		1,074		125,532	
Yangtze Ports.....	194,487		103		194,590	
Central Ports.....	9,499,624		22,307		9,521,931	
Southern Ports.....	2,060,527		314		2,060,841	
Total to Chinese Ports.....	11,879,096		23,798		11,902,894	
GRAND TOTAL.....	13,567,922		4,055,413		17,623,335	

TABLE No. VI.—

a.—Table showing the Destinations of the various Goods forwarded

DESCRIPTION OF GOODS.	Classifier of Quantity.	CHHLI.		SHANSI.		SHANTUNG.		HONAN.	
		Quantity.	Value.	Quantity.	Value.	Quantity.	Value.	Quantity.	Value.
COTTON GOODS:—									
			<i>Hk. Ts</i>		<i>Hk. Ts</i>		<i>Hk. Ts</i>		<i>Hk. Ts</i>
Shirtings, Grey.....	Pieces	469,971	948,004	151,466	312,198	25,837	51,683	17,978	35,955
" White.....	"	110,179	319,943	31,326	89,101	11,540	33,794	1,276	3,828
" Dyed, Plain.....	"	209,000	624,545	27,883	83,409	32,408	96,961	6,242	18,635
" " Figured and } Brocaded }	"	70,676	284,179	27,532	108,048	4,306	17,222	1,257	5,028
T-Cloths.....	"	97,397	164,357	76,953	117,650	4,438	7,252	1,143	1,720
Drills, English.....	"	62,343	189,811	12,914	38,138	897	2,698	263	789
" American.....	"	266,015	795,415	187,277	555,311	6,099	18,074	2,686	8,056
Jeans, English.....	"	12,358	30,783	2,340	6,025	993	2,713	451	1,328
" American.....	"	46,576	119,175	22,846	56,508	1,591	4,490	930	2,604
Sheetings, English.....	"	41,459	120,862	8,866	26,598	774	2,322	201	603
" American.....	"	641,010	1,919,281	265,159	783,466	15,201	45,528	7,049	21,511
Chintzes and Furnitures.....	"	57,432	142,331	36,757	74,719	3,608	6,143	2,602	6,145
Printed T-Cloths.....	"	82,601	166,277	15,662	31,184	8,447	16,698	4,797	9,599
Twills.....	"	7,351	20,148	1,853	5,462	481	1,392	96	288
Turkey Red Shirtings.....	"	44,072	110,595	6,735	16,813	1,902	4,787	901	2,256
Cotton Lastings.....	"	22,900	91,813	16,420	66,199	2,484	9,800	2,027	8,108
" Italians.....	"	35,375	211,248	16,992	100,457	2,127	12,833	1,114	6,681
" Damasks.....	"	292	1,233	118	672
" Crimps, Japanese.....	"	685	1,914	531	1,559	20	56	41	151
Velvets.....	"	592	4,777	308	2,476	29	232	9	72
Velveteens.....	"	72	470	62	492
Cambrics.....	"	1,194	1,218	714	765	66	66
Lawns and Muslins.....	"	2,185	2,361	4,153	4,278	262	262	115	115
Handkerchiefs.....	Dozens	7,810	3,333	3,450	1,697	259	114	174	84
" Japanese.....	"	12,210	5,741	5,736	2,595	843	305	624	326
Towels.....	"	9,753	4,602	6,480	3,219	221	87	276	136
" Japanese.....	"	15,968	7,879	22,287	11,145	1,198	545	1,253	559
Blankets, Cotton.....	Pieces	1,306	1,935	120	234	2	2
Cotton Spanish Stripes.....	"	4,537	17,596	739	3,048	289	1,156	170	680
" Flannel.....	"	9,678	38,721	1,830	7,317	360	1,440	205	830
" Cretonne.....	"	2,112	11,178	143	810	161	910	28	151
" Lace.....	"	5,338	985	9,407	1,931	980	196	670	129
Japanese Cotton Cloth.....	"	512	1,126	354	974	35	35	3	9
Cotton Crape.....	"	791	1,849	161	445	13	34	128	384
Mosquito Netting.....	"	460	1,076	597	1,303	1	3	29	72
Cotton Goods, Unclassed.....	"	2,453	7,000	824	2,051	273	942	2	12
" Yarn, English.....	Piculs	62	1,550
" " Indian.....	"	149,720	3,700,712	6,637	152,694	8,427	210,705	577	14,416
" " Japanese.....	"	37,182	930,626	1,133	28,429	5,935	147,091	1,247	30,010
" Thread, English.....	"	630	18,950	27	755	223	6,687	16	480
" " Indian.....	"	8,166	240,126	1,385	41,199	1,206	36,043	44	1,316
" " Japanese.....	"	2,433	71,504	1,776	53,428	962	28,850	99	2,949
" " Reeled.....	Gross	9,161	30,938	6,492	16,254	1,317	4,968	423	1,673
WOOLLEN GOODS:—									
Camlets, English.....	Pieces	542	6,516	576	5,224	5	60	17	204
Lastings.....	"	2,848	33,513	1,274	15,130	111	1,280	132	1,572

TRANSIT TRADE.

under Transit Passes to the Interior during the Year 1902.

KANSUH.		SHENSI.		SHENKING.		TURKESTAN.		MONGOLIA.		TOTAL.	
Quantity.	Value.	Quantity.	Value.	Quantity.	Value.	Quantity.	Value.	Quantity.	Value.	Quantity.	Value.
	<i>Hk. Ts</i>		<i>Hk. Ts</i>		<i>Hk. Ts</i>		<i>Hk. Ts</i>		<i>Hk. Ts</i>		<i>Hk. Ts</i>
1,976	3,992	89	180	38	75	36	80	667,391	1,352,167
5,048	14,757	570	1,710	134	404	195	557	160,268	464,094
9,347	27,483	1,167	3,504	188	563	3,685	11,084	289,920	866,184
214	856	298	1,193	130	520	104,413	417,046
392	834	51	97	194	303	2	6	180,570	292,219
662	1,987	206	618	30	89	46	138	77,361	234,268
32,419	97,462	1,014	3,042	933	2,799	738	2,216	497,181	1,482,375
667	1,981	766	2,298	99	273	1,514	4,542	19,188	49,943
781	1,958	1,155	3,410	25	70	1,094	3,162	74,998	191,377
2,376	7,086	47	141	50	150	53,773	157,762
55,823	165,560	1,000	2,999	1,291	3,873	4,280	12,835	990,813	2,955,053
166	364	730	1,460	19	38	76	152	100,390	231,352
417	834	523	1,046	70	140	47	81	112,564	223,859
...	14	56	9,795	27,346
345	863	95	241	17	43	32	81	54,099	135,679
554	2,203	323	1,292	72	288	12	48	44,792	179,751
561	3,363	690	4,140	147	885	2	12	6	36	57,014	339,655
...	...	30	120	440	2,025
39	59	83	149	1,399	3,888
4	32	28	244	18	144	988	7,977
10	80	144	1,042
30	30	5	5	2,009	2,084
217	225	30	30	17	17	6,979	7,288
80	41	80	43	10	6	363	205	4	2	12,230	5,525
85	44	176	92	3	2	241	129	5	3	19,923	9,237
...	...	56	30	420	186	65	33	17,271	8,293
664	333	695	345	126	59	655	335	42,846	21,200
13	33	15	28	90	90	12	24	16	16	1,574	2,362
42	168	34	136	1	4	5,812	22,788
166	664	37	146	111	444	161	663	12,548	50,225
...	...	87	435	15	90	20	100	2,566	13,674
130	26	130	26	1,010	102	17,665	3,395
20	20	924	2,164
17	51	1,110	2,763
68	171	35	89	36	65	1,216	2,779
54	216	2	10	3,608	10,231
3	96	65	1,646
97	2,655	6	155	165,464	4,081,337
7	208	137	3,440	45,641	1,139,804
...	896	26,872
377	11,254	3	89	64	1,920	11,245	331,947
106	3,175	9	287	5,385	160,193
67	195	3	12	40	79	5	13	17,508	54,132
63	739	86	516	10	120	1,299	13,379
92	1,068	7	84	4	48	4,468	52,695

a.—Table showing the Destinations of the various Goods forwarded

DESCRIPTION OF GOODS.	Classifier of Quantity.	CHIHLI.		SHANSI.		SHANTUNG.		HONAN.	
		Quantity.	Value.	Quantity.	Value.	Quantity.	Value.	Quantity.	Value.
WOOLLEN GOODS, continued:—			<i>Hk. Tls</i>		<i>Hk. Tls</i>		<i>Hk. Tls</i>		<i>Hk. Tls</i>
Long Ells.....	<i>Pieces</i>	2,147	10,802	1,217	6,076	44	220	67	335
Spanish Stripes.....	"	451	4,559	201	2,056	8	85
Cloth, Broad and Medium.....	"	136	609	3	31	2	40	10	40
Union Cloth.....	"	163	3,260	153	3,060	3	60
Flannel.....	"	109	1,042	4	100	9	190
Bunting.....	"	5	20	271	1,084	146	716
Woolen Goods, Unclassed.....	"	192	1,140	216	2,898	4	20
" Yarn.....	<i>Piculs</i>	30	4,053	13	1,635	3	405	2	262
MISCELLANEOUS PIECE GOODS:—									
Silk and Cotton Mixtures.....	<i>Pieces</i>	615	640	120	208	119	132	10	10
METALS:—									
Iron, Nail-rod.....	<i>Piculs</i>	161	704
" Bar.....	"	1,681	5,527	1	3	53	180	34	140
" Hoop.....	"	221	965	26	90
" Sheets and Plates.....	"	1,352	5,175	89	347	51	204	6	25
" " Galvanized.....	"	353	2,123	10	55
" Wire.....	"	1,166	8,855	59	446	206	1,618	14	84
" Old.....	"	24,310	59,406	8	21	3,451	8,571	391	877
Old Iron Hoops.....	"	702	1,756	80	237
Iron Nails.....	"	1,108	5,401	18	90	34	165	11	52
Tinplates.....	"	358	2,701	119	838	1	6
Lead, in Pigs.....	"	715	4,975	223	1,559	272	1,905	324	2,268
Copper, Slabs, Japan.....	"	36	775
Yellow Metal, Sheets.....	"	17	611	3	138	3	75	1	19
Brass Wire.....	"	49	1,788
Steel.....	"	4,584	27,934	501	3,013	856	5,135	203	1,200
White Metal, Sheets.....	"	126	7,619	90	5,033	2	142
SUNDRIES:—									
Basins, Tin.....	<i>Dozens</i>	3,922	4,042	718	765	3	3	2	8
Boxes, ".....	<i>Gross</i>	702	2,172	646	2,026	34	70	121	589
Braid, Llana.....	<i>Pieces</i>	6,880	734	9,938	1,312	3,872	389	160	26
Buttons, Brass.....	<i>Gross</i>	54,266	27,429	12,177	6,412	8,058	4,022	1,750	872
" Fancy.....	"	5,784	5,784	260	260	570	570	46	46
Candles.....	<i>Boxes</i>	1,557	4,631	541	1,628	20	60	1	3
Cement.....	<i>Casks</i>	252	897	4,480	15,828
Cigarettes.....	<i>Value</i>	...	151,422	...	3,704	...	1,205	...	388
Clocks.....	<i>Pieces</i>	1,128	2,515	520	1,072	61	141	2	14
Confectionery.....	<i>Value</i>	...	740	...	334	...	132
Dyes, Aniline.....	"	...	238,032	...	141,920	...	47,730	...	7,535
Glass, Window.....	<i>Boxes</i>	4,920	24,599	348	1,740	11	55	1	5
Indigo, Liquid.....	<i>Piculs</i>	329	24,350	5	375	12	863
Isinglass.....	"	50	3,035	17	1,015	12	783	10	565
Logwood Extract.....	"	1,320	15,942	43	516	581	6,988	33	389
Machinery.....	<i>Value</i>	...	10,923	18,501
Matches.....	<i>Gross</i>	1,308	572	15,376	9,711	200	192
" Japan.....	"	1,466,054	309,606	204,915	43,130	305,905	64,106	88,679	18,244
Milk, Condensed, in Tins.....	<i>Dozens</i>	560	870	901	1,481	75	117
Needles.....	<i>Mille</i>	238,496	47,243	151,294	30,731	49,368	9,897	18,125	3,535

under Transit Passes to the Interior during the Year 1902—Continued.

KANSUH.		SHENSI.		SHENKING.		TURKESTAN.		MONGOLIA.		TOTAL.	
Quantity.	Value.	Quantity.	Value.	Quantity.	Value.	Quantity.	Value.	Quantity.	Value.	Quantity.	Value.
	Hk. <i>F</i> ts		Hk. <i>F</i> ts		Hk. <i>F</i> ts		Hk. <i>F</i> ts		Hk. <i>F</i> ts		Hk. <i>F</i> ts
46	230	125	625	11	53	39	195	3,696	18,536
34	357	3	32	697	7,089
...	151	720
6	120	3	60	20	400	348	6,960
...	...	4	75	1	20	127	1,427
...	422	1,820
...	412	4,058
2	197	2	215	52	6,767
...
6	6	15	15	885	1,011
...	161	704
...	1,769	5,850
...	247	1,055
...	1,498	5,751
...	363	2,178
...	1,445	11,003
40	99	28,200	68,974
...	782	1,993
...	...	6	32	8	38	1,185	5,778
2	10	480	3,555
...	1,534	10,707
...	36	775
...	24	843
...	49	1,788
24	144	6,168	37,426
...	218	12,794
...
99	122	12	12	6	12	245	286	5,007	5,250
9	30	6	30	10	38	1,528	4,955
40	4	560	56	20	2	21,470	2,523
438	220	424	225	3,761	1,980	2,522	1,263	83,396	42,423
15	15	137	137	50	50	90	90	6,952	6,952
26	78	20	60	50	150	2,215	6,610
...	4,732	16,725
...	71	...	10	...	73	...	628	...	100	...	157,661
81	172	82	166	42	54	4	8	1,920	4,142
...	60	1,266
...	8,798	...	163	...	11,257	...	628	456,063
11	55	11	53	10	50	5,312	26,557
...	346	25,588
5	296	94	5,694
...	26	330	2,003	24,165
...	3,657	...	33,081
...	49	48	17,133	10,523
17,360	3,534	1,000	210	1,900	399	200	42	2,086,013	439,271
...	...	1	2	1,597	2,470
4,105	831	820	164	7,925	1,585	595	119	470,728	94,105

a.—Table showing the Destinations of the various Goods forwarded

DESCRIPTION OF GOODS.	Classifier of Quantity.	CHIHLL.		SHANSI.		SHANTUNG.		HONAN.	
		Quantity.	Value.	Quantity.	Value.	Quantity.	Value.	Quantity.	Value.
SUNDRIES, continued:—			<i>Hk. Ts</i>		<i>Hk. Ts</i>		<i>Hk. Ts</i>		<i>Hk. Ts</i>
Oil, Kerosene, American	<i>Galls.</i>	1,845,145	350,116	15,680	2,988	59,110	11,261	50,400	9,386
" " Russian	"	2,861,540	510,171	18,860	3,587	1,246,090	217,395	500,525	96,050
" " Sumatra	"	500	95
Paper, 1st Quality	<i>Piculs</i>	5,508	61,679	547	6,804	738	8,538	166	1,861
" Wall	<i>Rolls</i>	13,022	1,494	1,366	137	300	30
Provisions	<i>Value</i>	...	3,393	1,791
Railway Materials	"	725,962
Rugs	<i>Pieces</i>	109	309	33	99
Seaweed	<i>Piculs</i>	29,918	75,748	4,163	10,940	5,644	14,068	6,437	16,252
Silk and Cotton Ribbons	<i>Pieces</i>	7,480	7,480	5,603	5,603	2,753	2,753	120	120
Skins (Furs), Lamb	"	58,420	6,039
" Land-otter	"	500	1,500
" Rabbit	"	8,484	5,090
" Sundry	"	95,400	6,926
Snuff	<i>Piculs</i>	142	5,610	2	80
Soap, Bar	<i>Boxes</i>	3,379	9,196	92	233	121	246	7	14
" Toilet	<i>Value</i>	...	3,335	...	1,390	...	420	...	18
Soda	<i>Piculs</i>	3,214	12,711	253	997	533	1,971	66	265
Sugar, Brown	"	69,315	276,942	21,069	84,286	13,819	55,279	10,169	40,877
" White	"	48,802	268,398	21,770	119,239	8,198	45,608	7,039	38,717
" Candy	"	8,042	60,146	2,211	14,363	1,814	11,700	755	4,881
Tea, Japan	"	816	7,838	33	202
Thread, Gold and Silver, } Imitation	<i>Catties</i>	1,374	2,064	1,634	2,902	1,753	2,670	764	1,146
Timber, Planks, Soft-wood	<i>Sq. feet</i>	157,000	6,500	6,000	96
Umbrellas, Cotton	<i>Dozens</i>	125	449	220	767	7	26	15	53
Watches	<i>Pieces</i>	142	375	99	942
Wine	<i>Value</i>	...	2,167
Sundries, Unenumerated	"	...	93,880	...	25,212	...	7,748	...	113,661
TOTAL	<i>Hk. Ts</i>		14,225,735		3,388,667		1,313,393		1,313,169

under Transit Passes to the Interior during the Year 1902—Continued.

KANSUH.		SHENSI.		SHENKING.		TURKESTAN.		MONGOLIA.		TOTAL.	
Quantity.	Value.	Quantity.	Value.	Quantity.	Value.	Quantity.	Value.	Quantity.	Value.	Quantity.	Value.
	<i>Hk. Ts</i>		<i>Hk. Ts</i>		<i>Hk. Ts</i>		<i>Hk. Ts</i>		<i>Hk. Ts</i>		<i>Hk. Ts</i>
70	18	10,000	1,900	1,980,405	375,669
10	2	10	2	14,250	2,707	4,461,285	829,914
...	500	95
...	6,959	78,882
...	...	312	32	15	2	240	24	15,255	1,629
...	24	5,208
...	725,962
...	...	8	16	4	12	154	436
6	20	46,168	117,028
...	...	857	857	1,713	1,713	76	76	18,602	18,602
...	58,420	6,039
...	500	1,500
...	8,484	5,090
...	95,400	6,926
...	144	5,690
2	6	1	2	1	3	3,603	9,700
...	109	...	169	...	4	...	10	5,455
...	22	86	4,088	16,030
133	531	62	248	96	383	15	59	114,678	458,605
755	4,152	435	2,641	12	63	87,011	478,818
87	565	12,909	91,655
...	849	8,040
14	21	20	29	5,559	8,832
...	163,000	6,596
32	112	16	53	1	4	44	155	460	1,619
11	31	25	77	33	165	310	1,590
...	2,167
...	2,561	...	351	...	618	...	1,563	...	683	...	246,277
...	376,767	...	33,611	...	41,530	...	45,063	...	4,780	...	20,742,715

b.—Table showing the Foreign Goods sent to the Interior not covered by Customs Passes during the Year 1902.*

DESCRIPTION OF GOODS.	Classifier of Quantity.	QUANTITY.	VALUE.	DESCRIPTION OF GOODS.	Classifier of Quantity.	QUANTITY.	VALUE.
COTTON GOODS:—				METALS, continued:—			
			<i>Hk. Ts</i>				<i>Hk. Ts</i>
Shirtings, Grey.....	<i>Pieces</i>	271,149	542,297	Tinplates.....	<i>Piculs</i>	268	2,829
" White.....	"	13,125	39,364	Steel.....	"	4,580	27,474
" Dyed.....	"	75,122	225,366				
T-Cloths.....	"	37,161	55,984	SUNDRIES:—			
Drills, English.....	"	13,176	39,529	Beer.....	<i>Value</i>	2,836
" Indian.....	"	53	159	Buttons, Brass.....	<i>Gross</i>	27,000	13,500
" American.....	"	38,205	114,613	" Fancy.....	"	70,480	31,376
Sheetings, English.....	"	18,008	54,023	" Candles.....	<i>Boxes</i>	3,224	15,211
" Indian.....	"	562	4,496	Cigarettes.....	<i>Value</i>	100,278
" American.....	"	228,319	684,956	Cigars.....	"	3,244
Cotton Prints.....	"	2,300	4,600	Copper-foil.....	<i>Piculs</i>	79	4,132
Printed T-Cloths.....	"	100,770	201,539	Dyes, Aniline.....	<i>Value</i>	190,727
Velveteens.....	"	562	4,496	Enamelledware.....	"	48,273
Cambrics.....	"	1,546	1,546	Glass, Window.....	<i>Boxes</i>	4,908	24,582
Muslins.....	"	1,658	1,658	Glassware.....	<i>Piculs</i>	1,817	27,266
Handkerchiefs.....	<i>Dozens</i>	13,784	6,535	Lace and Braid.....	<i>Pieces</i>	40,850	7,337
Towels.....	"	65,641	39,385	Matches.....	<i>Gross</i>	1,061	1,485
Dyed Cotton Cloth.....	<i>Pieces</i>	5,808	23,596	" Japan.....	"	229,455	164,945
Fancy Cloth.....	"	25,194	140,742	Milk, Condensed, in Tins.....	<i>Dozens</i>	1,691	3,381
Sateens.....	"	19,982	119,893	Needles.....	<i>Mille</i>	176,664	38,284
Satinettes.....	"	1,556	7,902	Oil, Kerosene, American.....	<i>Galls.</i>	457,840	88,211
Cotton Flannel.....	"	2,911	9,594	" Russian.....	"	1,017,585	196,184
" Lace.....	"	12	473	" Sumatra.....	"	3,000	570
Mosquito Netting.....	"	1,375	3,594	Paints, in Tins.....	<i>Piculs</i>	84	841
Cotton Yarn, English.....	<i>Piculs</i>	1,455	36,349	Paper, Wall.....	<i>Rolls</i>	34,243	3,425
" Indian.....	"	40,183	1,004,598	Perfumery.....	<i>Value</i>	15,565
" American.....	"	18,294	457,341	Rugs.....	<i>Pieces</i>	2,454	2,862
" Thread.....	"	5,509	165,253	Silk and Cotton Ribbons.....	<i>Piculs</i>	481	43,770
				Soap, Bar.....	<i>Boxes</i>	8,305	24,113
WOOLLEN GOODS:—				" Toilet.....	<i>Dozens</i>	34,457	23,557
Camlets.....	<i>Pieces</i>	55	660	Sugar, Brown.....	<i>Piculs</i>	134	537
Lastings.....	"	1,328	15,936	" White.....	"	63,851	351,176
Long Ells.....	"	1,317	6,509	" Refined.....	"	299	3,652
Blankets.....	"	1,644	13,130	" Candy.....	"	3,670	23,559
Flannel.....	"	77	1,265	Sulphuric Acid.....	<i>Value</i>	1,315
Berlin Wool.....	<i>Piculs</i>	142	16,892	Thread, Gold and Silver.....	<i>Catties</i>	4,245	6,126
				Tobacco, Prepared.....	<i>Piculs</i>	238	5,949
METALS:—				Wine.....	<i>Value</i>	2,626
Iron, Sheets and Plates, } Galvanized.....	<i>Piculs</i>	128	1,016	Worm Tablets, in Bottles.....	<i>Dozens</i>	1,119	1,342
				Sundries, Unenumerated.....	<i>Value</i>	615,502
				TOTAL.....	<i>Hk. Ts</i>		6,163,331

Particulars furnished by the Tientsin Native Customs.

c.—Table showing the Native Goods brought from the Interior under Transit Passes during the Year 1902.*

DESCRIPTION OF GOODS.	Classifier of Quantity.	QUANTITY.	VALUE.	DESCRIPTION OF GOODS.	Classifier of Quantity.	QUANTITY.	VALUE.
			<i>Hk. Ts</i>				<i>Hk. Ts</i>
Bones, Refuse.....	<i>Piculs</i>	59,191	29,596	Skins (Furs), Lamb.....	<i>Pieces</i>	423,135	404,003
Bristles.....	"	14,819	575,579	" " Untanned.....	"	94,601	15,994
Feathers, Duck.....	"	131	1,307	" Sheep.....	"	39,192	13,804
Hair, Horse.....	"	7,488	262,993	" " Untanned.....	"	350,175	87,544
Hats, Straw.....	<i>Pieces</i>	304,170	47,943	" Leopard.....	"	139	417
Hides, Cow.....	<i>Piculs</i>	8,745	201,137	" Marmot.....	"	104,900	7,613
" Horse.....	"	176	1,495	" Sable.....	"	5,467	43,736
Jute.....	"	31,237	171,805	" Squirrel Tails.....	<i>Piculs</i>	19	8,802
Skin (Fur) Clothing, Dog.....	<i>Pieces</i>	5,014	11,282	" Tiger.....	<i>Pieces</i>	27	4,050
" " Kid.....	"	113,689	185,513	" Weasel.....	"	44,817	6,906
" " Lamb.....	"	146,960	396,763	" Wolf.....	"	3,701	8,914
" " Sheep.....	"	29,621	33,634	" Yak Tails.....	<i>Piculs</i>	146	14,940
" " Marmot.....	"	13,188	32,434	Straw Braid, White.....	"	21,788	544,701
" Mats, Dog.....	"	7,426	2,228	" Mottled.....	"	24,750	321,742
" Rugs, ".....	"	16,987	10,192	" Coloured.....	"	1,449	25,407
" " Goat.....	"	665,142	652,634	Wool, Camels.....	"	36,650	513,095
" " Sheep.....	"	131,308	105,495	" " Black, Peking.....	"	912	7,290
Skins (Furs), Fox.....	"	12,216	35,789	" Goats and Sheep's.....	"	199,229	2,194,574
" Goat, Tanned.....	"	117,393	52,827	Sundries, Unenumerated.....	<i>Value</i>	...	21,561
" " Untanned.....	"	2,664,778	1,065,911				
" Kid.....	"	35,700	3,570	TOTAL.....	<i>Hk. Ts</i>		8,325,220

* Particulars furnished by the Tientsin Native Customs.

TABLE No. VII.—DUTIES.

a.—Duties paid under each Flag, for the Year ended 31st December 1902.

FLAG.	IMPORT.	EXPORT.	COAST TRADE.	TONNAGE.	TRANSIT.	OPIUM LIKIN.	TOTAL.
	<i>Hk. ₤s m.c.c.</i>	<i>Hk. ₤s m.c.c.</i>	<i>Hk. ₤s m.c.c.</i>	<i>Hk. ₤s m.c.c.</i>	<i>Hk. ₤s m.c.c.</i>	<i>Hk. ₤s m.c.c.</i>	<i>Hk. ₤s m.c.c.</i>
British	411,573.1.5.9	334,966.0.3.8	88,749.2.7.7	11,437.0.0.0	...	10,960.0.0.0	857,685.4.7.4
American	1,426.2.2.1	1,701.0.3.9	531.6.7.9	2,701.2.0.0	6,360.1.3.9
German	100,980.0.9.2	50,633.3.3.2	6,854.4.0.6	1,587.0.0.0	160,054.8.3.0
French	11,872.7.5.2	3,197.2.3.4	...	8.6.0.0	15,078.5.8.6
Danish	925.3.4.8	925.3.4.8
Norwegian	27,230.9.4.6	3,871.7.9.2	3,443.4.6.4	305.6.0.0	34,851.8.0.2
Russian	3,799.6.2.5	59.7.9.5	...	1,456.0.0.0	5,315.4.2.0
Japanese	231,208.9.0.8	26,356.2.3.8	4,357.4.8.8	7,498.8.0.0	269,421.4.3.4
Various Flags *	691,664.8.6.4	...	691,664.8.6.4
Chinese	10,770.8.5.4	125,170.6.6.1	76,570.1.3.2	3,734.4.0.0	...	23,744.0.0.0	239,990.0.4.7
On Opium	13,014.0.0.0	13,014.0.0.0
TOTAL	812,801.9.0.5	545,956.1.2.9	180,506.4.4.6	28,728.6.0.0	691,664.8.6.4	34,704.0.0.0	2,294,361.9.4.4†

† No Drawbacks marked for cash payment during the year, to be deducted from this total..... *Hk. ₤s Nil.*

* This port has no record of the share taken by each Flag in the Transit trade.

b.—Comparative Table of Duties collected, for the Years 1893 to 1902.

YEARS.	IMPORT (exclusive of Opium).	EXPORT (exclusive of Opium).	COAST TRADE (exclusive of Opium).	OPIUM (Import, Export, and Coast Trade).	TONNAGE.	TRANSIT.	OPIUM LIKIN.	TOTAL.
	<i>Hk. ₤s m.c.c.</i>	<i>Hk. ₤s m.c.c.</i>	<i>Hk. ₤s m.c.c.</i>	<i>Hk. ₤s m.c.c.</i>	<i>Hk. ₤s m.c.c.</i>	<i>Hk. ₤s m.c.c.</i>	<i>Hk. ₤s m.c.c.</i>	<i>Hk. ₤s m.c.c.</i>
1893.....	95,295.2.3.2	257,395.5.1.7	142,926.2.6.6	48,778.2.0.0	9,462.1.5.0	...	130,075.2.0.0	683,932.5.6.5
1894.....	116,996.8.5.9	297,622.2.5.2	159,060.4.9.0	44,047.1.2.5	14,108.4.0.0	...	117,215.8.0.0	749,050.9.2.6
1895.....	105,701.3.1.9	353,590.4.5.1	146,407.0.9.3	38,804.7.0.0	14,568.9.5.0	...	103,479.2.0.0	762,551.7.1.3
1896.....	184,722.6.6.0	332,302.1.7.8	175,038.2.0.7	34,892.1.0.0	21,041.6.5.0	...	93,045.6.0.0	841,042.3.9.5
1897.....	247,285.8.8.6	427,498.4.4.1	167,221.0.1.2	27,900.6.0.0	28,729.5.1.2	...	74,401.6.0.0	973,037.0.5.1
1898.....	237,928.8.6.9	471,840.8.3.4	178,918.6.0.2	27,646.8.0.0	26,352.6.0.0	...	73,724.8.0.0	1,016,412.5.0.5
1899.....	353,725.3.0.2	554,283.0.9.7	184,142.1.7.9	40,777.8.0.0	28,134.6.0.0	...	108,740.8.0.0	1,269,803.7.7.8
1900.....	128,354.2.7.7	270,982.0.2.0	56,688.4.7.3	14,534.4.0.0	7,389.2.0.0	...	38,758.4.0.0	516,706.7.7.0
1901.....	223,313.4.9.7	313,616.4.8.5	102,499.4.6.7	11,427.0.0.0	20,979.3.5.0	62,206.2.9.2	30,472.0.0.0	764,514.0.9.1
1902.....	799,787.9.0.5	545,956.1.2.9	180,506.4.4.6	13,014.0.0.0	28,728.6.0.0	691,664.8.6.4	34,704.0.0.0	2,294,361.9.4.4

c.—APPENDIX: TIENTSIN NATIVE CUSTOMS.

Statement of Total Collection of Duties from all Sources between KUANG HSÜ, 28th Year, 7th Moon, 8th Day, and the End of the 11th Moon (11th August to 29th December 1902).

TOTAL COLLECTION.....	<i>Hk. Ta</i> m.c.c. 529,134.1.8.0
<i>Less:</i> Outward Transit Dues collected for, and remitted to, Foreign Customs.....	89,890.3.8.0 *
NET TOTAL..... <i>Hk. Ta</i>	439,243.8.0.0

* Of this sum *Hk. Ta* 76,288.48 was collected and remitted in *Pai Pao* sycee (8 per mille premium above the Foreign Customs Bank's currency—*Hua Pao*):—

	<i>Hk. Ta</i> m.c.c.
Collected and remitted in <i>Hua Pao</i> sycee.....	13,601.9.0.0
“ “ “ <i>Pai Pao</i> sycee [<i>Hk. Ta</i> 76,288.48 + 8 per mille (= <i>Hk. Ta</i> 610.31)].....	76,898.7.9.0
Amount credited to Foreign Customs Outward Transit Account.....	<i>Hk. Ta</i> 90,500.6.9.0

B.—SPECIAL TABLES.

TABLE No. I.—IMPORT TRADE.

- Comparative Table of the principal Articles of Import, for the Years 1893 to 1902.

DESCRIPTION OF GOODS.	Classifier of Quantity.	1893.	1894.	1895.	1896.	1897.	1898.	1899.	1900.	1901.	1902.
OPIUM :—											
Malwa	<i>Piculs</i>	1,483	1,362	1,166	1,031	800	776	1,196	386	390	349
Patna	"	122	94	103	112	106	122	124	64	52	97
Benares	"	4	1	...
Persian	"	4	6
Boiled	"	10	5	12	8	12	9	18	1
COTTON GOODS :—											
Shirtings, Grey, Plain	<i>Pieces</i>	959,896	1,112,031	1,220,259	1,296,150	1,175,150	1,324,596	1,109,600	389,085	542,693	1,520,978
" White, "	"	461,283	432,675	439,665	604,597	525,316	577,136	637,589	293,032	324,948	841,559
T-Cloths	"	294,411	240,992	257,301	416,782	287,990	241,776	221,504	93,896	58,389	241,116
" Japanese	"	2,190	18,440	39,769	129,872	33,270	43,400	127,299
Drills, American	"	192,378	301,625	364,332	447,193	554,155	698,285	580,459	139,210	390,278	729,230
Sheetings, English	"	200,755	89,390	65,315	139,914	85,437	42,488	37,042	30,147	15,556	22,276
" American	"	616,686	644,730	743,844	1,085,977	1,259,908	1,787,780	1,878,395	724,005	1,031,170	2,165,938
Chintzes, Furnitures, and } Plain Cotton Prints	"	168,164	118,395	176,692	341,440	301,253	204,301	297,269	237,392	66,385	322,349
Turkey Red Cottons	"	89,092	38,347	73,141	64,719	61,425	64,510	88,360	30,031	37,127	71,834
Cotton Lastings	"	103,871	76,528	83,883	138,931	179,116	152,042	132,059	78,160	52,455	212,064
" Italians	"	60,556	44,868	71,295	84,692	140,387	143,225	155,973	81,293	50,789	160,875
Handkerchiefs, Cotton	<i>Dozens</i>	25,830	39,951	35,925	85,704	64,047	35,589	67,042	35,344	27,361	59,134
Cotton Yarn, English	<i>Piculs</i>	7,946	10,038	9,608	12,239	8,821	17,160	13,093	5,433	7,141	19,235
" Indian	"	116,341	101,023	114,305	190,202	101,797	155,671	102,998	47,209	138,162	257,080
" Japanese	"	282	117	792	7,059	52,426	90,831	153,112	20,966	54,845	73,899
" Chinese *	"	...	267	6,111	2,353	23,084	54,036	32,853	4,654	17,346	35,496
WOOLLEN GOODS :—											
Lastings	<i>Pieces</i>	14,928	10,930	12,483	13,479	18,130	14,506	14,520	6,752	2,069	6,326
METALS :—											
Iron, Old	<i>Piculs</i>	68,431	60,190	63,758	94,045	68,740	97,698	84,075	22,927	4,950	46,139
Steel	"	12,971	10,513	10,533	21,295	11,013	15,480	17,877	6,395	1,740	17,450
Quicksilver	"	141	129	212	204	197	216	45	127	48	121
SUNDRIES :—											
Dyes, Aniline	<i>Value, Hk. Pk.</i>	223,234	238,591	245,732	375,633	356,650	308,105	469,941	247,352	150,392	654,038
Glass, Window	<i>Boxes</i>	15,718	15,156	18,581	22,173	26,469	24,572	73,332	9,440	9,405	40,510

* Steam Factory product.

Comparative Table of the principal Articles of Import—Cont^d

DESCRIPTION OF GOODS.	Classifier of Quantity.	1893.	1894.	1895.	1896.	1897.	1898.	1899.	1900.	1901.	1902.
SUNDRIES, continued:—											
Matches.....	Gross	500,969	377,068	438,606	260,219	138,267	146,959	127,696	18,391	89,297	54,208
" Japan.....	"	...	259,351	668,750	1,146,450	1,046,160	2,355,804	1,981,239	941,177	2,083,731	3,820,349
Mining Gear and Apparatus.....	Value, Hk. Pks	42,693	74,503	52,214	61,589	97,700	218,707	128,223	120,442	112,019	24,841
Needles.....	Mille	593,591	671,550	1,064,925	1,497,450	1,184,360	481,259	991,841	442,020	766,450	2,366,595
Oil, Kerosene, American.....	Galls.	2,628,418	2,226,180	2,328,330	2,743,200	4,560,500	3,743,800	1,867,500	1,142,640	3,536,500	4,309,520
" Russian.....	"	2,342,500	2,050,800	3,610,940	3,246,000	5,208,380	2,405,000	5,018,000	1,951,000	6,592,970	6,593,490
Paper, 1st Quality.....	Piculs	4,318	4,081	3,792	6,170	7,764	8,729	16,362	4,725	12,024	16,151
Railway Materials.....	Value, Hk. Pks	592,563	2,083	202,151	1,455,579	2,463,188	2,458,999	3,626,720	413,699	2,577,883	2,576,142
Seaweed, Japan.....	Piculs	54,214	75,947	92,695	78,723	67,420	63,786	85,159	14,795	49,024	61,922
Silk and Cotton Ribbons.....	Value, Hk. Pks	...	82,780	34,858	89,479	164,141	124,990	217,430	91,621	238,186	202,817
Sugar, Brown.....	Piculs	103,220	106,069	95,260	218,135	275,928	170,879	204,326	75,458	148,921	411,474
" White.....	"	28,031	47,260	26,221	23,316	13,935	24,420	39,700	10,574	66,804	92,101
" Refined.....	"	39,717	100,573	96,291	115,609	110,211	132,519	135,672	36,175	87,668	156,218
" Candy.....	"	9,443	8,977	8,744	13,263	12,605	19,630	20,607	14,919	15,005	46,758

TABLE No. 2.—EXPORT TRADE.

Comparative Table of the principal Articles of Export, for the Years 1893 to 1902.

DESCRIPTION OF GOODS.	Classifier of Quantity.	1893.	1894.	1895.	1896.	1897.	1898.	1899.	1900.	1901.	1902.
Almonds.....	Piculs	10,707	6,043	10,323	8,498	9,447	8,079	7,443	3,512	10,902	10,098
Bristles.....	"	7,289	8,505	9,128	8,014	10,201	13,053	13,900	8,032	11,020	14,815
Coal, Kaiping.....	Tons	51,355	65,702	41,492	74,551	116,233	108,769	99,143	34,139	43,295	19,165
" for Steamers use.....	"	30,485	38,550	12,480	11,765	27,957	31,034	34,585	14,165	16,109	30,454
Dates, Black.....	Piculs	48,063	40,305	22,857	78,160	50,813	33,736	70,620	14,455	42,466	47,315
" Red.....	"	34,320	26,865	26,418	31,531	38,804	27,441	55,662	12,881	32,885	44,820
Ground-nuts.....	"	57,827	60,945	49,358	64,111	368,222	792,461	723,150	420,080	242,518	338,402
Horns, Deer, Young.....	Pairs	3,664	4,653	3,654	3,658	5,174	4,874	4,974	4,605	4,105	3,526
Medicines.....	Value, Hk. Pks	439,092	422,122	396,889	425,898	435,363	582,843	644,459	353,901	512,588	658,943
Skin (Fur) Rugs, Goat.....	Pieces	791,415	752,173	772,578	521,199	624,015	759,276	741,311	193,112	649,140	766,025
Skins (Furs), Goat, Untanned.....	"	765,898	728,697	1,711,246	1,230,802	1,692,480	1,743,006	2,663,333	925,027	1,234,740	2,714,445
Straw Braid, White.....	Piculs	14,869	20,644	22,347	23,173	21,663	17,661	10,262	8,774	11,978	9,137
" Mottled.....	"	27,440	27,266	37,769	26,938	20,623	12,544	21,348	19,927	26,621	20,744
" Coloured.....	"	3,076	5,214	2,271	1,367	744	2,194	3,285	2,712	1,168	2,140
Wool, Camels.....	"	25,168	25,219	19,351	22,671	22,640	17,306	40,924	16,997	13,322	33,641
" Sheep's.....	"	88,053	207,574	172,770	137,795	188,063	97,579	217,891	108,479	92,503	165,232

TABLE No. 3.—VALUE OF TRADE.

Comparative Table of the Value of the Trade, for the Years 1893 to 1902.

YEARS.	IMPORTS FROM		EXPORTS TO		TOTAL IMPORTS AND EXPORTS.	RE-EXPORTS.	TREASURE AND COPPER COINS.		TRANSIT TRADE.	
	Foreign Countries.	Native Ports.	Foreign Countries.	Native Ports.			Imported.	Exported.	Inwards.	Outwards.
	Hk. Tls.	Hk. Tls.	Hk. Tls.	Hk. Tls.	Hk. Tls.	Hk. Tls.	Hk. Tls.	Hk. Tls.	Hk. Tls.	Hk. Tls.
1893.....	4,433,290	33,306,148	332,326	5,628,621	43,700,385	5,130,238	3,364,828	4,304,987
1894.....	4,551,175	39,181,252	347,900	6,516,348	50,596,675	6,319,621	5,790,870	5,515,511
1895.....	5,367,536	44,080,468	549,941	8,608,983	58,606,928	8,431,122	9,667,495	5,787,853
1896.....	6,651,219	44,533,305	460,741	8,101,099	59,746,364	8,429,997	2,560,931	9,855,536
1897.....	9,169,402	44,474,765	722,425	10,277,619	64,644,211	9,585,194	2,139,624	8,573,302
1898.....	9,110,272	51,762,770	489,166	11,604,518	72,966,726	9,902,578	2,130,767	6,752,479	436,806	...
1899.....	14,255,209	57,776,207	883,833	14,816,974	87,732,223	10,127,661	2,222,351	10,467,217	643,774	...
1900.....	3,768,418	20,793,013	387,823	7,685,561	32,634,815	714,157	466,257	5,212,155	*	...
1901.....	8,133,658	33,146,998	642,333	9,511,773	51,434,762	2,023,339	5,178,842	7,519,149	3,259,115	1,469,170
1902.....	18,849,234	61,332,449	1,688,826	11,879,096	93,749,605	4,271,141	6,376,643	17,740,433	26,906,046	8,325,220

* Records lost.

TABLE No. 4.—SHIPPING.

Comparative Table of Shipping, for the Years 1893 to 1902.

a.—Under General Regulations.

YEARS.	ENTERED INWARDS.						CLEARED OUTWARDS.					
	STEAMERS.		SAILING VESSELS.		TOTAL.		STEAMERS.		SAILING VESSELS.		— TOTAL.	
	No.	Tons.	No.	Tons.	No.	Tons.	No.	Tons.	No.	Tons.	No.	Tons.
1893.....	596	492,345	42	20,073	638	512,418	595	492,341	42	20,073	637	512,414
1894.....	645	541,276	34	15,437	679	556,713	646	541,280	32	14,839	678	556,119
1895.....	664	605,178	27	12,909	691	618,087	664	605,178	24	12,271	688	617,449
1896.....	668	604,870	30	16,120	698	620,990	668	604,870	29	15,785	697	620,655
1897.....	718	654,685	17	9,052	735	663,737	715	654,622	15	8,304	730	662,926
1898.....	723	673,291	21	15,267	744	688,558	723	673,291	21	15,267	744	688,558
1899.....	827	778,607	19	13,272	846	791,879	827	778,607	19	13,272	846	791,879
1900*.....	422	400,228	4	1,918	426	402,146	422	400,228	2	914	424	401,142
1901.....	698	661,617	5	3,087	703	664,704	685	655,717	4	2,686	689	658,403
1902.....	832	821,979	4	2,073	836	824,052	825	821,705	4	2,073	829	823,778

* The figures given for this year are those known to the Customs, but they are not to be regarded as complete records.

b.—Under Inland Steam Navigation Rules.

TABLE No. 5.—TREASURE.

Treasure Imported and Exported during the Year 1902.

COUNTRIES FROM WHICH IMPORTED AND TO WHICH EXPORTED.	IMPORTS.						EXPORTS.			
	GOLD.		SILVER.			COPPER COINS.	GOLD. In Bars.	SILVER.		COPPER CASH.
	In Bars.	In Coin.	In Sycee.	In Dollars.	In Coin.			In Sycee.	In Dollars.	
	<i>Hk. Ts.</i>	<i>Hk. Ts.</i>	<i>Hk. Ts.</i>	<i>Hk. Ts.</i>	<i>Hk. Ts.</i>	<i>Hk. Ts.</i>	<i>Hk. Ts.</i>	<i>Hk. Ts.</i>	<i>Hk. Ts.</i>	<i>Hk. Ts.</i>
1. FOREIGN COUNTRIES:—										
Europe	140
Asia: Hongkong and Macao.....	451,080	1,330	408,895	...
Japan	213,231	10,476	106,741	...
TOTAL: 1. FOREIGN COUNTRIES	451,080	140	...	213,231	11,806	515,636	...
2. CHINA:—										
Shanghai	67,000	16,000	5,103,621	120,861	2,000	54,000	4,432,199	8,980,950	1,272,114	...
Chefoo	139,200	115,641	2,196,750	23,059	...
Tsingtao	840	34,865	33,333	...
Newchwang.....	6,068	163,100	11,542	...	13,000
Foochow.....	1,140
Swatow.....	190
Canton.....	20,052	...	6,000	...	618
Hankow.....	110,000	1,040
TOTAL: 2. CHINA	67,000	16,000	5,358,889	421,534	2,000	60,000	4,432,199	11,226,055	1,328,506	13,000
TOTAL: 1 and 2. FOREIGN COUNTRIES AND CHINA.....	67,000	16,000	5,358,889	872,614	2,140	60,000	4,645,430	11,237,861	1,844,142	13,000
GRAND TOTAL	83,000			6,233,643		60,000	4,645,430	13,082,003		13,000

TABLE No. 6.—PASSENGER TRAFFIC.

Passenger Traffic during the Year 1902.

PASSENGERS TO				PASSENGERS FROM			
STEAMERS.		SAILING VESSELS.		STEAMERS.		SAILING VESSELS.	
Foreigners.	Natives.	Foreigners.	Natives.	Foreigners.	Natives.	Foreigners.	Natives.
3,151	29,148	3,732	37,795
				{ Hongkong, Coast Ports, Japan, and Corea..... }			

TABLE No. 7.—RUSSIAN OVERLAND TRADE.

Comparative Table of the Russian Overland Trade, for the Years 1899 to 1902.

	1899.	1900.	1901.	1902.
	<i>Value, Hk. Ts</i>	<i>Value, Hk. Ts</i>	<i>Value, Hk. Ts</i>	<i>Value, Hk. Ts</i>
CHINESE PRODUCE (Tea) landed at Tientsin for carriage } thence overland via Chang-chia-k'ou and Kiakhta to } Siberia, Russia, etc.	9,960,426	636,820	1,557,473	4,027,828

CHEFOO TRADE REPORT, FOR THE YEAR 1902.

1°. LOCAL.—The net value of the trade of Chefoo during the year 1902 amounted to *Hk.Tts* 35,924,413, against *Hk.Tts* 37,660,510 for the previous year, a decrease of *Hk.Tts* 1,736,097. This decrease is made up of *Hk.Tts* 958,980 in Foreign Imports, *Hk.Tts* 421,996 in Native Imports, and *Hk.Tts* 355,121 in Exports. One must not conclude, however, from the sum total of the trade for 1902, which shows the above decrease as compared with the figures for 1901, that the trade of the port has had a set back. The previous year was an exceptional one in the annals of Chefoo trade, following as it did the stoppage of business in the North during the period of the Boxer troubles. The statistics of 1901 really represent the trade of more than 12 months. On comparing the average net value of the five preceding years, *i.e.*, *Hk.Tts* 28,232,000, the trade of Chefoo during 1902 must be considered as satisfactory, and, in spite of the falling off from the figures of the previous year, the annual Returns of 1902 should be taken as indicating steady progress. The much-dreaded rivalry of the neighbouring German port of Tsingtao, notwithstanding the large sums expended in harbour improvements and the construction of a railway from its very wharves to interior markets, has up to the present not interfered with the prosperity of Chefoo. There is plenty of room for expansion in both places. The merchants of Chefoo must, however, put forth every effort to keep in touch with the changing conditions of affairs, and not allow themselves to be outdistanced by their new neighbours—the Germans in Tsingtao or the Russians in Dalny. The situation of the port is a convenient one, and for years to come will remain the natural outlet for the bulk of Shantung produce. Inland navigation steamers and Native junks have been doing most useful work as “feeders” for places within water communication; but they alone are not sufficient, and a railway should be constructed to connect Chefoo with the interior of the province. Among the Chinese there are many advocates of a line to Chi-nan-fu; but the large outlay of capital necessary for its construction prevents the scheme being taken up. The matter nevertheless will have to be considered sooner or later, and the sooner it is the better it will be for the trade of Chefoo. Another very important question, which deeply concerns the future welfare of Chefoo, is that of an improved harbour. The loss of much time and money is occasioned by all the shipping work being obliged to cease during the rough seas prevailing at the time of northerly blows. It frequently happens that steamers are forced to lie idle for three or four days in succession, during which time neither loading nor discharging can take place. A properly constructed breakwater and landing-pier would obviate all this and enable vessels to work at any time throughout the year. A charge of, say, $\frac{1}{2}$ per cent. on all cargo landed or shipped, with small harbour dues on the shipping entering the port, would, in the course of 20 years, provide sufficient funds to finance the scheme. With a railway and a breakwater, Chefoo could easily hold its own against all competitors. An extensive work, known as the Chefoo City Bund and Reclamation Scheme, was commenced in July last, and it is expected that the whole will be completed toward the end of 1904. The object is to reclaim the low land in front of the Native portion of Yentai. The amount to be reclaimed is estimated to have an area of 450 *mou*, out of which the Bund and roads are to occupy 67 *mou*, leaving a balance of 383 *mou* available for building purposes. The

cost of the work will be in the neighbourhood of *Chefoo* *Tts.* 400,000. The intention of the promoters is to have this reclaimed portion of Yentai laid out in the most improved style, with wide streets, proper lighting, and modern sewerage. If these enlightened intentions are carried out, the result will be the beginning of the first model Chinese town under Native jurisdiction. The Bund will be 50 feet wide and about three-quarters of a mile in length, with landing-steps at various intervals. It will prove to be a boon to the Foreign residents of *Chefoo*, as by this means they will be able to reach the open country beyond without having to pass through the dirty and often foul-smelling Native city. It is thought by some that a solid wall replacing the gentle sloping beach may render the harbour more unsafe for Native craft than it is at present, which, of course, would be true should vessels break away from their moorings; but with proper care such accidents may be avoided. The new Bund and reclamation considerably curtail the space available for shelter of cargo-boats, and something must be done toward providing it elsewhere. It has been proposed to construct a cargo-boat basin by extending, to a distance of 600 feet, the present jetty off the Chinese Engineering and Mining Company's premises. Sufficient space would thus be provided for not only the cargo-boats but also the small craft plying in the harbour. It is to be hoped that the proposal will be carried out, for the present lack of shelter often causes damage during strong blows to both cargo-boats and their cargoes.

2°. REVENUE.—The total collection amounted to *Hk.Tts.* 815,850, against *Hk.Tts.* 764,999 in 1901, an increase of *Hk.Tts.* 50,851; but out of this increase 42 Drawbacks, representing *Hk.Tts.* 12,175, which were marked for cash payment, have to be deducted, leaving a net gain of *Hk.Tts.* 38,676. Import Duty increased by *Hk.Tts.* 121,786, and Coast Trade, by *Hk.Tts.* 4,114, while Export, Opium Duty and Likin, and Tonnage Dues decreased respectively *Hk.Tts.* 35,710, *Hk.Tts.* 33,540, and *Hk.Tts.* 5,799.

3°. FOREIGN TRADE.—(a.) Imports.—The net value of Foreign goods imported during 1902 amounted to *Hk.Tts.* 18,297,486, against *Hk.Tts.* 19,256,466 during 1901, a decrease of *Hk.Tts.* 958,980. The value of the decreased importations of American Flour and Kerosene Oil alone amounts to over *Hk.Tts.* 1,600,000. The other items under this heading consequently show, on the whole, satisfactory increases. Trade in Cotton Piece Goods has been remarkably steady and compares favourably with the record of the previous year. Shirtings of all kinds increased by 29,400 pieces; Jeans, by 9,700 pieces; Chintzes and Turkey Reds, by 9,300 pieces; and Cotton Blankets, by 16,200 pieces. T-Cloths dropped from 226,700 to 150,900 pieces, the Japanese manufactures showing a loss of over 62,000 pieces; the large importation of 1901 overstocked the market, and dealers stopped getting in fresh supplies till old stocks were disposed of. Drills fell from 196,600 to 173,700 pieces—American ones showing a drop of 32,300 pieces, while English Drills increased from 2,800 to 11,400 pieces. English Sheetings rose from 7,800 to 17,300 pieces; Indian, from 400 to 2,700 pieces; and Japanese, from 3,100 to 16,100 pieces; but American Sheetings declined from 637,200 to 608,100 pieces. The year's total shows a decrease of 4,300 pieces as compared with the statistics of 1901. Cotton Lastings and Italians also dropped, from 150,300 to 136,200 pieces. Lawns and Muslins show an increase of 7,000 pieces, and Handkerchiefs, of 2,900 dozens. Towels, however, decreased by 6,400 dozens. The total arrivals of Cotton Yarn amounted to 147,600 piculs, against 185,400 piculs during the previous year. Indian Yarn increased by 1,200 piculs, while Japanese Yarn decreased by 39,900 piculs. In Woollen Goods, English Camlets, Russian Cloth, and Italian Cloth show small decreases; but Lastings, Long Ells, Spanish Stripes, and Broadcloth show increases. Blankets and Rugs rose from 1,700 to 4,300 pairs. With Metals, the brisk demand for Old Iron and Steel, noted in the Trade Report of 1901, has continued throughout the

year under review, and the former article shows an importation of 202,100 piculs and the latter of 13,300 piculs, increases respectively of 48,300 and 4,600 piculs. The trade in the other items under this heading has been up to the average, with the exception of Lead in Pigs, which declined from 2,500 to 1,100 piculs. In Foreign Sundries, Gunny Bags decreased from 1,127,000 to 966,000 pieces. Brass and Fancy Buttons increased from 48,300 to 90,500 gross. Cardiff Coal fell from 13,400 to 4,600 tons, and Japan from 63,900 to 46,500 tons. Arrivals of Cement amounted to 9,600 piculs, against 1,200 piculs in 1901, the additional quantity being required for the new Bund and reclamation works. The value of American Flour dropped from *Hk.Ts.* 1,135,000 to *Hk.Ts.* 276,000, the fine wheat crops harvested in this province during the past two years no doubt explaining this falling off. European Matches have dwindled to an importation of only 1,700 gross, while Japan Matches have continued to meet with increased demand, and arrivals now amount to 2,464,000 gross. Cigars and Cigarettes are daily becoming more popular with the Chinese, the value of the net importation amounting to *Hk.Ts.* 128,000, against *Hk.Ts.* 95,000 the year before. This increase naturally brings with it a corresponding increase in the consumption of Matches. Cigarettes especially are being freely smoked by the coolie class, as they are found more convenient than the old-fashioned dry or water pipe. The coolies have their own particular brand; and even if a better article is offered at a much lower price, they cannot be induced to change. I am told of a consignment of Cigarettes which, in order to introduce, were offered for 10 cash per package; but there were no buyers, and it was even difficult to give them away. Several large consignments of Corean Ginseng arrived during the year, the total having been 471 piculs, valued at *Hk.Ts.* 1,009,000; the average value works out to be *Hk.Ts.* 2,142 per picul. The dry climate of Chefoo is said to improve this valuable article, so highly prized by the Chinese, and the place is being made the "storage house" for supplies destined to southern ports. Reshipments during the year amounted to 241 piculs, valued at *Hk.Ts.* 515,000. Liquid Indigo increased from 7,900 to 11,000 piculs, and White Lead, from 2,600 to 4,800 piculs. The value of Lamps and Looking-glasses also increased, from *Hk.Ts.* 16,000 to *Hk.Ts.* 31,000. Needles decreased from 609,000 to 384,000 mille. Musical Instruments (principally Musical Boxes and Gramophones) were imported to the value of *Hk.Ts.* 5,000. Kerosene Oil shows the very big drop of 4,800,000 gallons, the year's importation aggregating about 4,000,000 gallons, against 8,800,000 gallons in 1901; that year's importation was much in excess of the port's requirements, so it was to be expected that 1902 would show a decrease. Brown and White Sugar increased largely—Brown, from 106,000 to 276,000 piculs, and White, from 55,000 to 137,000 piculs. Sugar Candy rose also, by 12,000 piculs. Household Stores were imported to the value of *Hk.Ts.* 37,000, and Wines and Spirits, to the value of *Hk.Ts.* 61,000.

(b.) *Exports.*—The total value of shipments to Foreign countries was *Hk.Ts.* 3,084,660, against *Hk.Ts.* 2,383,726 in 1901, an increase of *Hk.Ts.* 700,934. In the beginning of this Report it is stated that Exports decreased by *Hk.Ts.* 355,121; the decrease took place entirely in shipments to Chinese ports, which show a falling off of *Hk.Ts.* 1,056,055. Deducting from the latter sum the increase in shipments to Foreign countries, the remainder gives the first-mentioned decrease. The direct Foreign trade, therefore, has been very satisfactory. The export of Bean-cake to Japan increased some 74,500 piculs. Beans also increased 3,400 piculs. Ground-nuts rose from 26,000 to 42,000 piculs, and Ground-nut Oil, from 1,000 to 2,200 piculs. Liquorice increased 2,700 piculs, and Boots and Shoes, by 2,700 pairs. Vermicelli jumped from 79,000 to 112,000 piculs. On the other hand, Eggs, Dates, Bean Oil, and Salt Fish show small decreases. Coming to the two principal commodities of the port—Silk and Straw Braid,—direct shipments of both show increases. Wild Raw Silk, reeled by hand,

increased some 600 piculs, and Pongees, by over 100 piculs. The following remarks on the Silk trade have been kindly supplied by a reliable Foreign firm: "The Raw Silk trade during 1902 has been a fairly good one for Native producers. The demand increased as the season wore on, and tael rates went up as exchange fell. In Steam Filatures there has been a steady demand throughout the season, and in Hand Filatures prices advanced considerably in consequence of steadily increasing inquiries from Japan. Yellow Silk Long Reel fetched better prices than usual, and Re-reels were in demand. The new crop of Cocoons from Manchuria is a plentiful one, but yields less weight of Silk than usual." As regards Pongees, I am told that prices are constantly increasing, owing to increased demand, and that orders have to be placed months ahead before they can be filled. Straw Braid increased by 850 piculs; but total shipments to both Foreign and Chinese ports show a decrease of 2,300 piculs as compared with those of the year before and 4,600 piculs as compared with the 1900 figures. The decrease occurred in the Mottled and Dyed varieties, White showing increased shipments of some 2,300 piculs. The same firm, quoted above, reports as follows on the Straw Braid trade: "For the greater part of the year the demand was principally for 'Split,' which during the last six months went up about 60 per cent. in price. The New York market took nearly all the 'Split Plain' that the Chinese could bring forward. During the early part of the year the London market was open for all Plaits, but prices paid were less than in the previous year. For the last six months the demand has been confined principally to 'Split Fancies,' London taking all the Chinese have been able to produce. Taken all round, the quality of the Braid shows a decided improvement. Should this improvement continue, it is hoped that the Chinese Braid may compete favourably with the Japanese article." The question of improving the quality and keeping it up to a certain standard is of vital importance to the continued existence of the Shantung Straw Braid trade; and it is to be hoped that the Native guilds will take the matter in hand and use their influence to impress the fact upon Native producers.

(c.) *Re-exports.*—The value of Foreign goods re-exported to Foreign ports was *Hk.Ts.* 263,442, and that of Native goods, *Hk.Ts.* 331,289. The Corean Ginseng reshipped to Hongkong accounts for *Hk.Ts.* 220,845 of the Foreign goods, and shipments of Silk and Straw Braid account for *Hk.Ts.* 284,000 of the Native goods re-exported to Foreign countries.

4°. COAST TRADE.—(a.) *Original Shipments Coastwise.*—This branch of the trade shows a decrease of *Hk.Ts.* 1,056,000 as compared with the values of 1901. Nearly all the staple commodities show decreases. Bean-cake declined by 413,000 piculs; Beans, by 71,000 piculs; and Bean and Ground-nut Oil, by 12,000 and 7,000 piculs respectively. Silk shows a decrease of 2,000 piculs; Straw Braid, of 4,700 piculs; and Vermicelli, of 33,000 piculs. On the other hand, Cotton Clothing doubled the 1901 figures; Ground-nuts show an increase of 53,000 piculs; and Prawns and Shrimps, of 2,000 piculs. Dried and Salt Fish kept up to the previous year's average, while Fresh Fruit increased by 17,000 piculs. The export of Cattle to Port Arthur and Dalny amounted to 14,400 head, valued at *Hk.Ts.* 450,000, against 12,800 head in the previous year. No Duty is charged on Cattle, whereas a modest 5 per cent. *ad valorem* would have added *Hk.Ts.* 22,500 to the port's Revenue.

(b.) *Reshipments Coastwise.*—The value of Foreign goods re-exported to coast ports amounted to *Hk.Ts.* 1,301,626, and of Native goods, to *Hk.Ts.* 668,191. The principal articles of Foreign goods were, according to value: Cotton Piece Goods, *Hk.Ts.* 227,000; Cotton Yarn, *Hk.Ts.* 353,500; American Flour, *Hk.Ts.* 51,000; Corean Ginseng, *Hk.Ts.* 294,000; Japan Matches, *Hk.Ts.* 54,000. The principal articles of Native goods were: Rice, *Hk.Ts.* 125,000; Silk, *Hk.Ts.* 356,000; Straw Braid, *Hk.Ts.* 52,000.

(c.) *Coastwise Arrivals*.—The net value of Native goods imported from Chinese ports amounted to *Hk.Tts* 6,111,047, against *Hk.Tts* 6,533,043 in 1901, a decrease of *Hk.Tts* 421,996. This loss is more than accounted for by the falling off in arrivals of Rice, which dropped from 455,000 to 242,000 piculs—a difference of 213,000 piculs, valued at *Hk.Tts* 724,000. The other articles of trade generally show increases or have kept up to the average. Coal, from the Kaiping Mines, increased by 12,000 tons; Fire-crackers, by 5,000 piculs; Native Flour, by 22,500 piculs; 1st Quality Paper, by 5,000 piculs; 2nd Quality Paper, by 10,000 piculs; Preserves, by 4,000 piculs; and Silk and Silk Piece Goods, by 700 piculs. Wood Oil dropped some 4,700 piculs, and Joss Paper, 3,500 piculs. Cotton Yarn, manufactured at Shanghai, declined from 30,000 to 17,000 piculs. The importation of Brown and White Sugar and Native Cloth show almost identical figures to those of 1901.

5°. INLAND TRANSIT.—*Nil*.

6°. SHIPPING.—The number of vessels entered and cleared during 1902 was 5,239, representing a tonnage of 3,589,956 tons. These figures show a decrease of 586 vessels and 133,383 tons as compared with the total in the previous year; but as that year exceeded the shipping of 1900 by nearly 50 per cent., the small decrease noted is not astonishing. During the year 594 vessels, 218,993 tons, entered and cleared from and to inland waters places. The inland waters trade has been fairly prosperous, and for those interested in its development a study of Special Table No. 7, attached to the Chefoo statistics, is recommended.

7°. PASSENGER TRAFFIC.—During the year 173,993 Native passengers left Chefoo for Foreign and Treaty ports, while 174,326 arrived from the same places. Inland waters vessels during the same period took away 17,363 and brought back 24,753 passengers.

8°. TREASURE.—The import of Treasure amounted to a value of *Hk.Tts* 6,480,000, and the export, to *Hk.Tts* 6,175,000. In addition to the above, *Hk.Tts* 192,000 were imported from, and *Hk.Tts* 1,030,000 exported to, inland places by inland waters vessels.

9°. OPIUM.—(a.) *Foreign* and (b.) *Native*.—The net importation of Foreign Opium was 611 piculs, against 918 piculs in 1901. The Malwa variety declined from 538 to 194 piculs, and Benares sore from 360 to 400 piculs. The arrivals of Native Opium from Szechwan, Yunnan, and Manchuria only aggregated 329 piculs, against 1,034 piculs in the year before. A great deal of Manchuria Opium reaches Chefoo in passengers luggage, and but a very small proportion of the same is ever reported to the Customs. Even Foreign passengers have taken to smuggling, and in one case the Customs found over 7 piculs of Opium concealed in a Foreigner's luggage.

10°. MISCELLANEOUS.—On the 10th September, while the Yellow River was in flood, a break occurred in the river bank in the Li-ching district of the Wu-ting prefecture. Several villages were flooded and a number of people reported as having been drowned. On the 22nd November the French s.s. *Enseigne Henry*, while on a voyage to Weihaiwei, was disabled in a north-westerly gale and driven ashore at Ho-ch'ing-k'ou (蘇慶口), where she became a total wreck. On the 24th December the Russian s.s. *Yingkow*, bound for Port Arthur, came into collision with the s.s. *Minna* of the same flag in latitude 37° 7' N., longitude 121° 27' E. The s.s. *Minna* sank in about 18 fathoms of water some 20 minutes after being struck. A number of Native passengers are reported to have been drowned.

FRANCIS A. CARL,

Commissioner of Customs.

CHEFOO, 2nd February 1903.

CHEFOO TRADE RETURNS,

FOR THE YEAR 1902.

A.—GENERAL TABLES.

TABLE No. I.—SHIPPING.

Number and Tonnage of Vessels Entered and Cleared under each Flag,
for the Year ended 31st December 1902.

a.—Under General Regulations.

FLAG.	STEAMERS.													
	ENTERED INWARDS.						CLEARED OUTWARDS.						TOTAL ENTERED AND CLEARED.	
	With Cargo.		In Ballast.		TOTAL.		With Cargo.		In Ballast.		TOTAL.			
	No.	Tons.	No.	Tons.	No.	Tons.	No.	Tons.	No.	Tons.	No.	Tons.	No.	Tons.
British	519	499,719	254	231,098	773	730,817	480	450,184	297	283,636	777	733,820	1,550	1,464,637
American	3	4,041	5	5,704	8	9,745	5	6,735	3	3,010	8	9,745	16	19,490
German	130	106,120	63	52,748	193	158,868	126	101,312	68	58,423	194	159,735	387	318,603
French	7	3,150	34	8,265	41	11,415	26	8,780	15	2,635	41	11,415	82	22,830
Dutch	2	2,404	2	2,404	4	4,808	3	3,606	1	1,202	4	4,808	8	9,616
Norwegian	28	23,056	25	22,702	53	45,758	30	25,066	23	20,692	53	45,758	106	91,516
Russian	154	39,652	262	81,063	416	120,715	343	92,919	73	27,796	416	120,715	832	241,430
Japanese	282	218,929	474	189,265	756	408,194	447	215,499	310	193,515	757	409,014	1,513	817,208
Corean	11	8,404	6	4,383	17	12,787	11	8,404	6	4,383	17	12,787	34	25,574
Chinese	198	183,581	156	104,210	354	287,791	205	157,943	148	129,022	353	286,965	707	574,756
Total Steamers	1,334	1,089,056	1,281	701,842	2,615	1,790,898	1,676	1,070,448	944	724,314	2,620	1,794,762	5,235	3,585,660
	SAILING VESSELS.													
British	2	2,148	2	2,148	2	2,148	2	2,148	4	4,296
Total Sailing Vessels	2	2,148	2	2,148	2	2,148	2	2,148	4	4,296
GRAND TOTAL.....	1,336	1,091,204	1,281	701,842	2,617	1,793,046	1,676	1,070,448	946	726,462	2,622	1,796,910	5,239	3,589,956

b.—Under Inland Steam Navigation Rules.

FLAG.	ENTERED INWARDS.						CLEARED OUTWARDS.						TOTAL ENTERED AND CLEARED.	
	With Cargo.		In Ballast.		TOTAL.		With Cargo.		In Ballast.		TOTAL.			
	No.	Tons.	No.	Tons.	No.	Tons.	No.	Tons.	No.	Tons.	No.	Tons.	No.	Tons.
British	91	51,829	40	22,715	131	74,544	96	54,161	37	20,654	133	74,815	264	149,359
Japanese	76	16,737	54	11,359	130	28,096	79	16,934	51	11,162	130	28,096	260	56,192
Chinese	10	2,250	25	4,471	35	6,721	9	2,377	26	4,344	35	6,721	70	13,442
TOTAL.....	177	70,816	119	38,545	296	109,361	184	73,472	114	36,160	298	109,632	594	218,993

TABLE No. II.—GROSS AND NET VALUES OF THE TRADE OF CHEFOO,
1900 TO 1902.

	1900.		1901.		1902.	
	NET VALUES.	GROSS VALUES.	NET VALUES.	GROSS VALUES.	NET VALUES.	GROSS VALUES.
	<i>Hk. Ta</i>	<i>Hk. Ta</i>	<i>Hk. Ta</i>	<i>Hk. Ta</i>	<i>Hk. Ta</i>	<i>Hk. Ta</i>
FOREIGN GOODS.						
Imported from Foreign Countries and Hongkong	4,737,954		9,604,801		9,572,175	
Imported from Chinese Ports.....	6,948,386		11,199,299		10,290,379	
Total Foreign Imports.....		11,686,340		20,804,100		19,862,554
Re-exported to Foreign Countries and Hongkong.....	143,450		366,036		263,442	
Re-exported to Chinese Ports (chiefly to Shanghai, Port Arthur, and Kiaochow)	458,132		1,181,598		1,301,626	
Total Foreign Re-exports.....	601,582		1,547,634		1,565,068	
Net Total Foreign Imports.....	11,084,758		19,256,466		18,297,486	
NATIVE PRODUCE.						
Imported (chiefly from Shanghai, Swatow, and Canton).....		5,917,932		7,265,832		7,110,527
Re-exported to Foreign Countries.....	63,485		111,046		331,289	
Re-exported to Chinese Ports.....	283,584		621,743		668,191	
Total Native Re-exports.....	347,069		732,789		999,480	
Net Total Native Imports.....	5,570,863		6,533,043		6,111,047	
Native Produce of local origin Exported to Foreign Countries.....	1,954,781		2,383,726		3,084,660	
Native Produce of local origin Exported to Chinese Ports.....	8,447,926		9,487,275		8,431,220	
Total Exports of local origin.....		10,402,707		11,871,001		11,515,880
Gross Value of the Trade of the Port.....		28,006,979		39,940,933		38,488,961
Net Value of the Trade of the Port, i.e., Foreign and Native Imports less Re-exports, and Native Exports of local origin.....	27,058,328		37,660,510		35,924,413	

TABLE No. III.—TRADE IN FOREIGN GOODS.—Imports and Re-exports.

DESCRIPTION OF GOODS.	Classifier of Quantity.	IMPORTS FROM FOREIGN COUNTRIES AND HONGKONG.		IMPORTS FROM CHINESE PORTS.		RE-EXPORTS TO FOREIGN COUNTRIES AND HONGKONG.		RE-EXPORTS TO CHINESE PORTS.		NET TOTAL IMPORTS.	
		Quantity.	Value.	Quantity.	Value.	Quantity.	Value.	Quantity.	Value.	Quantity.	Value.
OPIUM:—											
Malwa.....	Piculs	6.20	4,976	187.83	150,733	194.03	155,709
Patna.....	"	1.23	886	12.00	8,640	13.23	9,526
Benares.....	"	68.00	48,161	332.40	235,589	400.40	283,750
Persian.....	"	4.08	2,775	4.08	2,775
COTTON GOODS:—											
Shirtings, Grey, Plain.....	Pieces	182	592	268,810	873,632	768	2,496	268,224	871,728
" White, ".....	"	165,688	604,761	79	288	8,790	32,083	156,819	572,390
" Dyed, ".....	"	14,319	51,119	202	737	14,117	50,382
" Figured.....	"	7,078	25,622	50	179	7,028	25,443
T-Cloths.....	"	75,500	151,000	3,910	7,820	71,590	143,180
" Indian.....	"	280	450	280	450
" Japanese.....	"	93,960	131,544	11,645	16,303	26,580	37,212	79,025	110,635
Drills, English.....	"	11,677	42,037	240	864	11,437	41,173
" Dutch.....	"	1,045	3,605	1,045	3,605
" American.....	"	138	497	166,597	599,749	5,755	20,718	160,980	579,528
" Japanese.....	"	548	1,671	300	915	248	756
Jeans, English.....	"	16,360	58,896	40	144	16,320	58,752
" Dutch.....	"	760	2,280	760	2,280
" American.....	"	19,540	70,344	83	299	19,457	70,045
Sheetings, English.....	"	17,320	63,218	11	40	17,309	63,178
" Indian.....	"	2,710	9,756	2,710	9,756
" American.....	"	630,252	2,306,722	22,176	81,164	608,076	2,225,558
" Japanese.....	"	18,457	28,839	1,925	5,775	4,220	6,452	16,162	28,162
Chintzes and Furnitures.....	"	134	328	97,682	239,321	4	10	1,691	4,143	96,121	235,496
Turkey Red Shirtings.....	"	8	31	16,587	64,689	500	1,950	16,095	62,770
" Cambrics.....	"	22,596	51,971	59	136	22,537	51,835
Cotton Lastings.....	"	62,290	302,107	1,274	6,179	61,016	295,928
" Italians.....	"	77,047	373,678	128	621	1,728	8,381	75,191	304,676
" Twills.....	"	514	1,850	514	1,850
Velvets.....	"	3	66	2,709	20,453	40	302	2,672	20,217
Velveteens.....	"	418	6,521	5	78	413	6,443
Lawns and Muslins.....	"	3,400	3,400	23,474	23,474	821	821	26,053	26,053
Handkerchiefs, Cotton.....	Dozens	27	14	12,745	6,372	340	170	12,432	6,216
Handkerchiefs, Cotton, } Japanese.....	"	3,226	1,290	507	203	2,719	1,087
Towels.....	"	802	401	80,876	32,350	1,273	509	80,405	32,242
" Japanese.....	"	18,778	12,548	1,797	1,013	16,981	11,535
Blankets, Cotton.....	Pieces	11,734	10,160	36,196	18,613	60	60	7,522	7,606	40,348	21,107
Cotton Spanish Stripes.....	"	5,044	20,004	2	13	5,042	19,991
" Flannel.....	"	15,388	42,835	4	16	972	2,766	14,412	40,053
" Japanese.....	"	1,378	3,939	120	369	2	7	324	723	1,172	3,578
" Cretonne.....	"	3,964	20,811	10	53	3,954	20,758
Japanese Cotton Cloth.....	"	2,536	4,322	581	785	1,955	3,537
" Grape.....	"	1,702	2,082	90	249	74	51	1,718	2,280
Cotton Goods, Unclassed.....	"	39	325	6,501	18,715	41	145	6,499	18,895
" Yarn, English.....	Piculs	1,185	41,475	12	420	1,173	41,055
" Indian.....	"	18,159	472,134	26,125	679,250	6	156	5,852	152,152	38,426	999,076
" Hongkong.....	"	984	25,584	42	1,092	942	24,492
" Japanese.....	"	105,673	2,853,171	8,772	236,844	1	27	7,401	199,827	107,043	2,890,161
" Thread.....	"	18	1,350	202	15,150	10	750	210	15,750
" Cord, Wooloa.....	"	34	1,933	13	964	6	250	41	2,647
WOOLLEN GOODS:—											
Camlets, English.....	Pieces	360	4,590	32	408	328	4,182
Lastings, Plain and Figured.....	"	4,670	51,370	61	671	4,609	50,699
Long Ells.....	"	12	74	2,475	17,696	1	6	163	1,165	2,323	16,599

TABLE No. III.—TRADE IN FOREIGN GOODS.—Imports and Re-exports—Cont^d.

DESCRIPTION OF GOODS.	Classifier of Quantity.	IMPORTS FROM FOREIGN COUNTRIES AND HONGKONG.		IMPORTS FROM CHINESE PORTS.		RE-EXPORTS TO FOREIGN COUNTRIES AND HONGKONG.		RE-EXPORTS TO CHINESE PORTS.		NET TOTAL IMPORTS.	
		Quantity.	Value.	Quantity.	Value.	Quantity.	Value.	Quantity.	Value.	Quantity.	Value.
WOOLLEN GOODS, continued:—											
Spanish Stripes.....	Pieces	990	11,880	14	168	976	11,712
Cloth, Broad, Medium, and Habit.....	"	4	202	323	6,460	17	340	310	6,322
" Russian.....	"	158	3,476	2	44	18	396	138	3,036
Blankets and Rugs.....	Pairs	422	3,376	4,503	21,946	7	56	615	4,920	4,303	20,346
Union or Poncho Cloth.....	Pieces	324	5,184	10	160	314	5,024
Flannel.....	"	147	2,205	7	105	140	2,100
Italian Cloth, Plain and Figured.....	"	2,588	18,393	1	6	2,587	18,387
Woolen Goods, Unclassed.....	"	72	176	184	3,824	106	3,253	150	747
" Yarn.....	Piculs	78	6,630	2	136	76	6,494
MISCELLANEOUS PIECE GOODS:—											
Canvas.....	Bolls	89	1,079	16	194	73	885
Silk and Cotton Mixtures, Japanese.....	Piculs	97	38,620	5	2,500	1	400	22	8,800	79	31,920
Flush.....	Pieces	4	147	456	10,987	21	558	439	10,576
Miscellaneous Piece Goods, Unclassed.....	Piculs	12	7,260	2	825	1	360	13	7,725
METALS:—											
Iron, Nail-rod.....	Piculs	2,092	7,740	24,675	91,297	244	903	26,523	98,134
" Bar.....	"	1,406	5,202	8,915	32,985	36	133	448	1,658	9,837	36,396
" Hoop.....	"	184	589	942	3,956	17	71	1,109	4,474
" Sheets and Plates.....	"	945	4,536	2,361	11,333	1,065	4,824	2,301	11,045
" Sheets and Plates, Galvanized.....	"	1,645	10,808	686	4,431	959	6,377
" Wire.....	"	771	5,667	6,380	46,893	2	17	7,149	52,543
" Galvanized.....	"	4,071	9,210	28	64	8	36	4,035	9,110
" Old.....	"	69,057	120,264	137,701	274,257	314	650	4,306	7,763	202,138	386,108
" Nails.....	"	1,949	13,602	4,549	19,933	13	82	456	2,569	6,029	30,884
Ironware, Unclassed.....	"	131	526	134	839	120	685	145	680
Tin, in Slabs.....	"	174	8,526	2	98	176	8,624
Tinplates.....	"	170	935	526	2,893	15	82	124	682	557	3,064
Lead, in Pigs.....	"	516	3,483	607	4,097	1,123	7,580
Copper, Sheets and Plates.....	"	50	1,775	134	4,757	184	6,532
" Slabs, Japan.....	"	166	4,677	10	490	156	4,187
Yellow Metal, Sheets and Plates.....	"	92	2,392	207	5,382	6	156	293	7,618
Brass Wire.....	"	2	56	135	3,780	12	336	125	3,500
Steel.....	"	2,455	13,503	11,207	61,639	340	1,870	65	357	13,257	72,915
Quicksilver.....	"	85	8,160	41	3,936	6	576	2	164	118	11,356
White Metal and German Silver.....	"	335	16,800	11	761	324	16,039
Nickel.....	"	8	84	88	5,281	96	5,365
Zinc, Sheets and Plates.....	"	76	810	37	320	39	490
Metals, Unclassed.....	"	1	20	18	503	17	318	2	205
SUNDRIES:—											
Acid.....	Value	...	3,854	108	...	162	...	3,584
Agar-agar.....	Piculs	310	1,039	565	2,458	3	13	872	3,484
Aniseed, Star.....	"	566	9,697	23	385	6	102	583	9,980
Bags and Purses.....	Pieces	2,636	2,049	2,646	4,400	967	710	4,315	5,739
Gunny.....	"	831,810	67,445	188,327	18,670	1,800	126	52,780	4,531	965,557	81,458
Basins, Tin.....	Gross	3	76	1,414	15,006	87	544	1,330	14,538

TABLE No. III.—TRADE IN FOREIGN GOODS.—Imports and Re-exports—Contd.

DESCRIPTION OF GOODS.	Classifier of Quantity.	IMPORTS FROM FOREIGN COUNTRIES AND HONGKONG.		IMPORTS FROM CHINESE PORTS.		RE-EXPORTS TO FOREIGN COUNTRIES AND HONGKONG.		RE-EXPORTS TO CHINESE PORTS.		NET TOTAL IMPORTS.	
		Quantity.	Value.	Quantity.	Value.	Quantity.	Value.	Quantity.	Value.	Quantity.	Value.
SUNDRIES, continued:—											
Betel-nuts.....	Piculs	1,394	7,388	6	31	1,388	7,357
Bicho de Mar, Black.....	"	951	34,474	63	2,284	7	156	67	2,429	940	34,173
Bicycles & Bicycle Materials.....	Value	1,348	750	...	598
Birds Nests, 1st Quality.....	Catties	66	1,716	66	1,716
" " 2nd ".....	"	74	1,221	74	1,221
Borax.....	Piculs	415	6,148	142	1,503	6	79	551	7,572
Boxes, Fancy.....	Gross	255	1,368	3,439	6,664	25	15	...	408	3,554	7,609
Braid.....	Boxes	40,310	9,520	310	82	40,000	9,438
Bricks, Japanese.....	Pieces	340,908	3,545	340,908	3,545
Butter and Cheese.....	Value	...	70	...	9,775	3,450	...	6,395
Buttons, Brass.....	Gross	35,620	13,536	16,300	6,194	100	30	6,230	2,369	45,590	17,331
" Fancy.....	"	8,607	3,399	26,954	9,359	605	242	34,956	12,507
" Brass, Native.....	Piculs	33	2,475	2	150	31	2,325
Calcium, Carbide of.....	Value	...	1,080	1,080
Camphor.....	Piculs	58	3,190	7	385	3	165	62	3,410
Candles.....	"	5	121	1,281	31,064	4	96	121	2,934	1,161	28,155
Cardamoms, Superior.....	"	12	3,374	12	3,374
" Inferior.....	"	311	9,719	11	344	8	248	292	9,127
Cassia Lignea.....	"	106	2,120	8	160	33	660	4	80	77	1,540
Cement.....	"	341	546	9,230	14,768	9,571	15,314
China ware, Fine.....	"	266	5,320	21	420	9	180	278	5,560
" Coarse.....	"	475	4,750	127	1,270	9	90	42	418	551	5,512
Cigars and Cigarettes.....	Value	...	100,421	...	79,510	...	263	...	51,201	...	128,467
Cinnamon.....	Piculs	23	1,826	15	1,200	8	626
Clams, Dried.....	"	212	1,693	16	129	196	1,564
Clocks and Watches.....	Pieces	3,375	9,629	7,146	15,141	24	72	438	1,059	10,059	23,639
Clothing, Hats, etc.....	Value	...	8,533	...	15,781	...	122	...	3,734	...	20,458
Cloves.....	Piculs	113	2,260	2	40	111	2,220
Coal, Cardiff.....	Tons	4,643	126,522	4,643	126,522
" Grimsby.....	"	341	9,091	341	9,091
" Japan.....	"	46,096	230,480	460	2,300	30	150	46,526	232,630
" Pocahontas.....	"	939	18,780	939	18,780
Coir and Coirware.....	Piculs	302	1,515	302	1,515
Cotton, Raw.....	"	143	1,430	14	252	34	612	95	566
" Old.....	"	292	1,498	98	541	194	957
" Ribbons.....	"	5	342	5	342
Covers, Bed, Japanese.....	Pieces	30,661	18,071	600	415	94	59	12,866	7,739	18,301	10,688
Crabfish, Dried.....	Piculs	159	4,008	38	769	121	3,239
Crocodile Scales.....	"	68	3,071	2	87	66	2,984
Cutlery.....	Value	...	442	...	4,506	...	90	...	395	...	4,463
Cuttle-fish.....	Piculs	62	1,860	2	18	60	1,842
Dyes and Colours.....	Value	...	50	...	172,554	...	706	...	3,989	...	167,909
Fans, Palm-leaf, Untrimmed.....	Pieces	1,967,800	13,775	1,967,800	13,775
Feathers, Kingfisher.....	"	24,500	1,140	24,500	1,140
Fishery Products.....	Piculs	60	1,147	2	72	58	1,075
Flour, American.....	"	91,151	322,566	2,916	10,837	1,732	5,230	14,309	52,670	78,026	275,503
" Arrowroot, Japanese.....	"	886	8,859	7	69	879	8,790
Flowers, Artificial.....	Value	...	1,684	9	...	1,675
Fruit, Fresh.....	Piculs	5,704	8,154	21	32	15	44	5,668	8,078
Fungus.....	"	542	15,989	10	295	552	16,284
Furniture.....	Value	...	1,400	...	2,609	467	...	3,542
Galangal.....	Piculs	233	1,048	233	1,048
Ginseng, Korean.....	"	471	1,008,789	100	220,845	141	293,920	230	494,024
" Beard and Cuttings.....	"	73	11,749	1	342	3	576	71	10,645	...	870
Glass, Window.....	Boxes	3,774	18,681	4,111	20,349	243	1,203	7,642	37,827
Glassware.....	Piculs	599	11,980	3	60	63	1,260	539	10,780
" Value.....	Value	...	1,801	...	3,847	970	...	4,678
Grasscloth, Coarse.....	Piculs	39	1,800	4	18	35	1,782
Gum Myrrh.....	"	200	1,700	12	102	3	26	195	1,572

TABLE No. III.—TRADE IN FOREIGN GOODS.—Imports and Re-exports—Cont^d

DESCRIPTION OF GOODS.	Classifier of Quantity.	IMPORTS FROM FOREIGN COUNTRIES AND HONGKONG.		IMPORTS FROM CHINESE PORTS.		RE-EXPORTS TO FOREIGN COUNTRIES AND HONGKONG.		RE-EXPORTS TO CHINESE PORTS.		NET TOTAL IMPORTS.	
		Quantity.	Value.	Quantity.	Value.	Quantity.	Value.	Quantity.	Value.	Quantity.	Value.
SUNDRIES, continued:—											
Gum Olibanum	Piculs	156	1,334	2	17	4	34	1	9	153	1,308
Hair Nets	Dovens	6,030	2,970	498	272	5,532	2,698
Hams and Bacon	Piculs	16	880	78	4,290	31	1,705	63	3,465
Hardware	Value	...	7,209	...	25,689	4,992	...	27,906
Hides, Cow and Buffalo	Piculs	803	18,469	75	1,725	398	9,154	480	11,040
Cuttings	"	160	1,508	160	1,508
Indigo, Liquid	"	11,007	88,056	139	1,112	90	720	11,056	88,448
Isinglass	"	490	17,518	176	6,292	2	72	46	1,645	618	22,093
Lace	Value	14,441	51	...	14,390
Lamps and Lampware	"	...	4,287	...	8,453	...	16	...	912	...	11,812
Lead, Red	Piculs	121	1,331	4	44	10	110	115	1,265
White	"	4,897	48,970	1	10	136	1,360	4,760	47,600
Yellow	"	786	8,646	23	253	10	110	753	8,283
Leather	"	40	1,200	80	2,240	5	130	115	3,310
Looking-glasses and Mirrors	Pieces	655,022	19,332	5,526	1,190	14	4	21,608	839	638,926	19,679
Lang-ngan Pulp	Piculs	385	3,850	202	2,020	44	430	14	140	529	5,300
Machinery	Value	...	1,663	...	3,100	1,391	...	3,372
Mangrove Bark	Piculs	2,672	3,660	731	1,001	23	31	2	3	3,378	4,627
Matches, Wax	Gross	250	70	1,442	3,501	4	6	1,688	3,565
Wood, Japan	"	2,676,300	593,000	1,050	235	213,516	53,779	2,463,834	539,456
Mats, Straw	Pieces	276,591	12,446	5,250	236	100	5	7,436	335	274,305	12,342
Matting	Rolls	120	600	11	55	131	655
Medicines	Piculs	1,788	15,049	117	972	19	374	187	1,529	1,699	14,118
Value	Value	...	8,487	...	8,228	1,564	...	15,151
Missionary Articles	"	1,371	1,371
Mushrooms	Piculs	58	1,450	58	1,450
Musical Instruments	Value	...	127	...	5,943	997	...	5,073
Needles	Mille	390,900	71,455	50	20	6,765	1,176	384,085	70,259
Nutgalls	Piculs	88	1,914	88	1,914
Nutmegs	"	77	1,887	77	1,887
Oil, Kerosene, American	Galls.	688,140	103,756	3,282,010	463,446	2,500	390	30,590	5,508	3,937,060	561,304
" Russian	"	50,025	6,269	20,000	2,400	30,025	3,869
" Sumatra	"	15,000	1,350	15,000	1,350
Engine	"	496	382	4,034	3,545	836	477	3,694	3,450
Paints, Assorted	Piculs	12	292	170	1,563	81	2,395
Paper, 1st Quality	"	8,493	152,874	468	8,424	52	936	498	8,964	8,411	151,398
Peel, Orange, Japanese	"	729	1,203	729	1,203
Pepper, Black	"	2,586	51,720	221	4,420	202	4,040	124	2,480	2,481	49,620
Perfumery	Value	...	4,273	...	1,890	91	...	6,072
Personal Effects	"	1,620	...	133	...	220	...	1,267
Photographic Materials	"	...	520	...	3,149	...	202	...	528	...	2,939
Plants and Seeds	"	...	816	...	485	1,301
Putchuck	Piculs	561	9,537	2	34	559	9,503
Railway Materials	Value	...	1,468	1,468
Rattans, Whole	Piculs	617	3,313	110	590	507	2,723
Split	"	14	84	126	788	140	872
Rice	"	49,943	165,810	49,943	165,810
Sandalwood	"	1,128	10,152	40	360	29	261	57	513	1,082	9,738
Sapanwood	"	4,782	14,346	44	132	4,738	14,214
Seaweed, 1st Quality	"	17,058	46,909	27,481	75,573	215	581	281	773	44,043	121,128
2nd	"	53,839	86,142	250	400	6,304	12,525	47,785	74,017
Sharks Fins, Black	"	129	5,515	2	117	127	5,398
White	"	85	5,057	10	595	95	5,652
Prepared	"	24	3,503	24	3,503
Silk Pongees	"	6	1,515	6	1,515
and Cotton Ribbons	Value	18,869	18,869
Skins (Furs), Sundry	Pieces	1,007	468	100,051	1,010	674	362	100,384	1,116
Soap	Value	...	20,913	...	37,896	2,674	...	56,135
Soda	Piculs	6,207	17,511	8,470	23,967	62	255	337	1,347	14,278	39,876

TABLE No. III.—TRADE IN FOREIGN GOODS.—Imports and Re-exports—Cont^d.

DESCRIPTION OF GOODS.	Classifier of Quantity.	IMPORTS FROM FOREIGN COUNTRIES AND HONGKONG.		IMPORTS FROM CHINESE PORTS.		RE-EXPORTS TO FOREIGN COUNTRIES AND HONGKONG.		RE-EXPORTS TO CHINESE PORTS.		NET TOTAL IMPORTS.	
		Quantity.	Value.	Quantity.	Value.	Quantity.	Value.	Quantity.	Value.	Quantity.	Value.
SUNDRIES, continued:—											
Stationery.....	Value	...	Hk. \$s 4,544	...	Hk. \$s 10,772	Hk. \$s 1,191	...	Hk. \$s 14,125
Steam-launches.....	"	...	1,750	...	2,800	4,550
Stores, Household.....	"	...	19,787	...	43,775	...	Hk. \$s 1,425	...	Hk. \$s 24,944	...	37,193
Stoves.....	"	...	220	...	2,621	...	35	...	349	...	2,457
Sugar, Brown.....	Piculs	275,366	1,101,464	1,727	6,908	419	1,676	618	2,472	276,056	1,104,224
" White.....	"	81,036	465,957	57,857	332,678	291	1,673	1,481	8,516	137,121	788,446
" Refined.....	"	14,137	87,749	19,914	123,467	1,308	8,110	147	911	32,596	202,195
" Candy.....	"	17,603	130,262	2,259	16,717	8	59	19,854	146,920
Sulphuret.....	"	180	3,828	180	3,828
Tea, Japan.....	"	374	2,210	96	481	278	1,729
Telegraphic Materials.....	Value	...	850	...	8,698	850	...	8,698
Telescopes: Parts of.....	"	1,896	1,896
Thread, Gold and Silver, } Imitation.....	Piculs	5	3,892	16	12,277	2	1,500	19	14,669
Tin-foil.....	"	163	8,069	4	198	4	198	1	45	162	8,024
Tobacco, Leaf.....	"	288	2,880	96	984	192	1,896
Toys.....	Value	...	990	...	1,868	...	2	...	148	...	2,708
Turmeric.....	Piculs	9,710	34,956	151	543	16	10	467	1,681	9,378	33,808
Umbrellas.....	Pieces	9,302	23,255	666	1,665	782	782	9,186	24,138
" Japanese.....	"	12,270	15,951	453	272	11,817	15,679
Vermilion.....	Piculs	160	16,000	13	1,300	2	200	2	183	169	16,917
Waters, Table.....	Value	...	1,853	...	11,571	951	...	12,473
Wines and Spirits.....	"	...	35,184	...	62,412	...	Hk. \$s 878	...	Hk. \$s 35,301	...	61,417
Worm Tablets, in Bottles.....	Dozens	2,114	1,544	2,114	1,544
Sundries, Unenumerated.....	Value	...	44,837	...	48,022	...	Hk. \$s 2,469	...	Hk. \$s 15,609	...	74,781
TOTAL.....	Hk. \$s	...	9,572,175	...	10,290,379	...	263,442	...	1,301,626	...	18,298,026
Excess of Re-export above Import of Assorted Paints during the year.....										Hk. \$s	540
NET TOTAL.....										Hk. \$s	18,297,486

SUMMARY.

IMPORTS from Great Britain.....	<i>Hk. Ta</i>	135,963
" " Hongkong.....	"	3,616,305
" " United States of America.....	"	157,013
" " Manila.....	"	20,000
" " Russian Manchuria.....	"	108,654
" " Corea.....	"	1,079,168
" " Japan.....	"	4,441,720
" " Formosa.....	"	13,352
Total from Foreign Countries.....	<i>Hk. Ta</i>	9,572,175
Imports from Chinese Ports.....	"	10,290,379
TOTAL FOREIGN IMPORTS.....	<i>Hk. Ta</i>	19,862,554
RE-EXPORTS to Hongkong.....	<i>Hk. Ta</i>	231,443
" " Russian Manchuria.....	"	1,726
" " Corea.....	"	28,147
" " Japan.....	"	2,126
Total to Foreign Countries.....	<i>Hk. Ta</i>	263,442
RE-EXPORTS to Northern Ports.....	<i>Hk. Ta</i>	960,889
" " Yangtze Ports.....	"	2,994
" " Central Ports.....	"	282,888
" " Southern Ports.....	"	54,855
Total to Chinese Ports.....	<i>Hk. Ta</i>	1,301,626
TOTAL FOREIGN RE-EXPORTS.....	<i>Hk. Ta</i>	1,565,068
NET TOTAL FOREIGN IMPORTS.....	<i>Hk. Ta</i>	18,297,486

TABLE No. IV.—TRADE IN NATIVE PRODUCE.—Imports and Re-exports.

DESCRIPTION OF GOODS.	Classifier of Quantity.	IMPORTS FROM CHINESE PORTS.		RE-EXPORTS TO CHINESE PORTS.		RE-EXPORTS TO FOREIGN COUNTRIES AND HONGKONG.		NET TOTAL IMPORTS.	
		Quantity.	Value.	Quantity.	Value.	Quantity.	Value.	Quantity.	Value.
COTTON GOODS *:—									
Sheetings.....	Pieces	2,760	Hk. Tls 9,936	2,760	9,936
Cotton Yarn, Shanghai.....	Piculs	16,662	433,212	167	4,342	16,495	428,870
SUNDRIES:—									
Arsenic.....	Piculs	2,884	25,956	43	387	2,841	25,569
Bags, Hemp.....	Pieces	109,660	6,117	109,660	6,117
Bamboo Brooms.....	"	535,040	13,854	9,240	250	2,040	58	523,760	13,546
" Split.....	Piculs	5,993	7,648	5,993	7,648
" Shoots.....	"	1,015	7,873	5	19	8	48	1,002	7,806
Bamboos.....	Pieces	473,179	10,821	3,205	80	2,200	22	467,774	10,719
Beans, Black.....	Piculs	688	1,170	688	1,170
" Green.....	"	22,909	48,108	2,606	5,473	541	1,136	19,762	41,499
" Yellow.....	"	3,000	6,000	1,421	2,818	1,579	3,182
Books, Printed.....	"	749	23,968	27	864	6	192	716	22,912
Brassware.....	"	516	14,448	3	84	513	14,364
Buttons, Brass.....	"	463	34,725	18	1,350	445	33,375
Carpets, Native.....	Pieces	4,272	2,700	4,272	2,700
Cassia Lignea.....	Piculs	273	5,460	7	140	266	5,320
Cement, Kaiping.....	Value	...	6,321	6,321
Chillies, Dried.....	Piculs	304	1,828	145	870	159	958
China ware, Fine.....	"	2,292	57,300	2,292	57,300
" Coarse.....	"	2,555	25,550	2,555	25,550
Cloth, Native (Nankæna).....	"	7,979	335,118	691	29,022	38	1,596	7,250	304,500
Clothing, Padded.....	Suits	5,000	2,500	5,000	2,500
" etc., Theatrical.....	Value	...	2,661	2,661
Coal, Kaiping.....	Tons	17,167	120,169	17,167	120,169
Coir.....	Piculs	4,462	22,310	4,462	22,310
Cotton, Raw.....	"	19,230	346,140	153	2,754	76	1,368	19,001	342,018
" Old and Refuse.....	"	3,244	14,673	38	164	3,206	14,509
" Ribbons.....	"	20	1,434	20	1,434
Eggs, Preserved.....	Pieces	566,348	6,796	2,208	26	938	11	563,202	6,759
Fans, Paper.....	"	613,225	36,794	550	33	612,675	36,761
Fire-crackers.....	Piculs	8,198	86,079	848	8,904	78	820	7,272	76,355
Fish Glue.....	"	112	6,160	112	6,160
Flour, Native.....	"	44,476	131,735	900	2,400	43,576	129,335
Flowers, Artificial.....	Boxes	82,169	10,572	82,169	10,572
Fruit, Fresh, Unclassed.....	Piculs	6,405	9,231	394	1,356	6,011	7,875
Fungus.....	"	607	16,996	1	28	606	16,968
Ginger, Green.....	"	7,051	12,772	46	87	7	14	6,998	12,671
Ginseng, Native.....	"	70	8,579	19	4,790	51	3,789
Grasscloth, Fine.....	"	1,358	92,344	23	1,551	31	2,108	1,304	88,685
" Coarse.....	"	3,542	159,390	45	2,025	240	10,800	3,257	146,565
Gypsum.....	"	3,100	4,030	1,742	2,265	1,358	1,765
Hair of all kinds.....	"	40	1,555	50	2,120
Hams, Native.....	"	77	1,540	1	20	76	1,520
Hemp.....	"	1,247	11,223	1,247	11,223
" Skin.....	"	3,587	11,560	3,587	11,560
Hides, Cow.....	"	993	21,846	263	5,786	730	16,060
" Ass.....	"	32	1,105	2	32	30	1,073
Horns, Deer, Young.....	Pairs	51	3,443	51	3,443
Indigo, Dried.....	Piculs	79	3,160	79	3,160
" Liquid.....	"	4,813	38,504	191	1,528	4,622	36,976
Ironware.....	"	1,080	3,455	1,080	3,455
Joss Sticks.....	"	172	1,720	172	1,720
Lampwick.....	"	160	2,400	2	30	2	30	156	2,340
Lead, Red.....	"	269	2,959	269	2,959
" White.....	"	339	3,390	339	3,390
" Yellow.....	"	1,044	11,484	10	110	1	11	1,033	11,363
Leather Trunks.....	"	181	3,620	10	205	171	3,415
Lily Flowers, Dried.....	"	638	4,466	638	4,466
Mats, Straw.....	Pieces	13,264	59,688	13,264	59,688

* Steam Factory products.

TABLE No. IV.—TRADE IN NATIVE PRODUCE.—Imports and Re-exports—Contd.

DESCRIPTION OF GOODS.	Classifier of Quantity.	IMPORTS FROM CHINESE PORTS.		RE-EXPORTS TO CHINESE PORTS.		RE-EXPORTS TO FOREIGN COUNTRIES AND HONGKONG.		NET TOTAL IMPORTS.	
		Quantity.	Value.	Quantity.	Value.	Quantity.	Value.	Quantity.	Value.
<i>SUNDRIES, continued:—</i>									
Medicines.....	<i>Piculs</i>	6,319	<i>Hk. Ts</i> 65,037	17	<i>Hk. Ts</i> 173	64	<i>Hk. Ts</i> 516	6,238	<i>Hk. Ts</i> 64,348
Nutgalls.....	"	257	5,911	257	5,911
Oil, Wood.....	"	15,058	135,522	144	1,296	18	162	14,896	134,064
Opium, Native, Manchuria.....	"	30	13,088	30	13,088
" " Szechwan.....	"	133	58,021	1	226	132	57,755
" " Yunnan.....	"	167	72,854	167	72,854
" Apparatus.....	<i>Value</i>	...	2,588	...	804	1,784
Paper, 1st Quality.....	<i>Piculs</i>	10,452	188,136	76	1,368	45	810	10,331	185,958
" 2nd ".....	"	71,294	570,352	372	2,976	645	5,120	70,277	562,256
" Cuttings.....	"	374	1,136	374	1,136
" Joss.....	"	11,151	320,964	45	1,008	12	253	11,094	319,703
Pipes, Metal.....	<i>Pieces</i>	41,179	18,960	170	68	200	10	40,809	18,882
Pottery.....	<i>Piculs</i>	2,076	7,267	32	113	2,044	7,154
Preserves.....	"	8,248	74,232	37	333	309	2,781	7,902	71,118
Railway Materials, Native.....	<i>Value</i>	...	15,000	15,000
Rice.....	<i>Piculs</i>	241,231	820,186	36,633	125,285	204,598	694,901
" Red.....	"	341	3,535	12	118	329	3,417
Rope, Hemp.....	"	439	5,728	24	338	415	5,390
Samshu.....	"	884	10,608	57	684	827	9,924
Seed, Lily Flower.....	"	209	2,508	209	2,508
" Sesamum.....	"	120	1,020	75	263	45	757
Shoes and Boots.....	<i>Pairs</i>	73,171	52,025	39,465	27,626	1,081	757	32,625	23,642
Silk, Raw, White.....	<i>Piculs</i>	3	1,121	5	1,869
" " Yellow.....	"	41	15,488	26	9,717	15	5,771
" " Wild.....	"	2,563	730,455	909	259,065	1,086	259,283	568	212,107
" Piece Goods.....	"	637	382,140	129	77,400	18	10,800	490	293,940
" Pongees.....	"	27	7,099	30	7,725	1	257
" and Cotton Mixtures.....	"	19	5,796	19	5,796
" Thread.....	"	18	9,445	18	9,445
" Ribbons.....	"	17	12,510	17	12,510
" " with Gold Thread.....	"	4	3,740	4	3,740
" Products, Unclassed.....	"	11	4,024	11	4,024
Skins (Furs), Various.....	<i>Pieces</i>	17,345	4,057	344	86	5,120	1,514	11,881	2,457
Soap.....	<i>Piculs</i>	2,424	10,195	2,424	10,195
Soda.....	"	1,504	5,530	19	67	1	5	1,484	5,458
Steel, Native.....	"	3,303	16,917	3,303	16,917
Straw Braid, White.....	"	643	28,935	1,156	52,020	296	13,320
Sugar, Brown.....	"	60,764	243,056	150	600	21	84	60,593	242,372
" White.....	"	40,130	220,716	159	875	27	149	39,944	219,692
" Candy.....	"	2,937	21,499	2,937	21,499
Tallow, Animal.....	"	547	5,333	547	5,333
Tea.....	"	4,434	124,152	96	2,688	4,338	121,464
Telegraph Poles.....	<i>Pieces</i>	3,050	7,209	3,050	7,209
Tobacco, Leaf.....	<i>Piculs</i>	2,995	35,940	182	1,820	2,813	34,120
" Prepared.....	"	9,994	227,363	276	6,279	9,718	221,084
Turmeric.....	"	2,419	9,676	2,419	9,676
Umbrellas, Paper.....	<i>Pieces</i>	124,560	17,438	450	63	350	49	123,760	17,326
Varnish.....	<i>Piculs</i>	215	13,760	5	320	210	13,440
Wax, White.....	"	327	22,236	9	612	318	21,624
Wheat.....	"	1,462	3,070	1,462	3,070
Wood, Poles.....	<i>Pieces</i>	11,907	20,954	11,907	20,954
Woodware.....	<i>Piculs</i>	361	7,220	11	220	9	180	341	6,820
Wool, Sheep's.....	"	142	1,051	134	992	8	59
Sundries, Unenumerated.....	<i>Value</i>	...	91,128	...	7,964	...	4,259	...	78,905
TOTAL.....	<i>Hk. Ts</i>		7,110,527		668,191		331,289		6,149,648
Excess of Re-export above Import of some articles during the year..... <i>Hk. Ts</i>									38,601
NET TOTAL..... <i>Hk. Ts</i>									6,111,047

SUMMARY.

IMPORTS from Northern Ports.....	<i>Hk. Ta</i>	995,681
" " Yangtze Ports.....	"	513,012
" " Central Ports.....	"	4,513,849
" " Southern Ports.....	"	1,087,985
Total from Chinese Ports.....	<i>Hk. Ta</i>	7,110,527
TOTAL NATIVE IMPORTS.....	<i>Hk. Ta</i>	7,110,527
RE-EXPORTS to Northern Ports.....	<i>Hk. Ta</i>	320,040
" " Yangtze Ports.....	"	88
" " Central Ports.....	"	339,926
" " Southern Ports.....	"	8,137
Total to Chinese Ports.....	<i>Hk. Ta</i>	668,191
RE-EXPORTS to Hongkong.....	<i>Hk. Ta</i>	9,639
" " Russian Manchuria.....	"	4,621
" " Corea.....	"	48,646
" " Japan.....	"	268,383
Total to Foreign Countries.....	<i>Hk. Ta</i>	331,289
TOTAL NATIVE RE-EXPORTS.....	<i>Hk. Ta</i>	999,480
NET TOTAL NATIVE IMPORTS.....	<i>Hk. Ta</i>	6,111,047

TABLE No. V.—TRADE IN NATIVE PRODUCE.—Exports and Re-exports.

DESCRIPTION OF GOODS.	Classifier of Quantity.	EXPORTS TO FOREIGN COUNTRIES.		EXPORTS TO HONGKONG.		EXPORTS TO CHINESE PORTS.		TOTAL RE-EXPORTS TO FOREIGN COUNTRIES, HONGKONG, AND CHINESE PORTS.		TOTAL EXPORTS (including Re-exports).	
		Quantity.	Value.	Quantity.	Value.	Quantity.	Value.	Quantity.	Value.	Quantity.	Value.
Almonds, Bitter.....	Piculs	7	Hk. Ta 29	717	Hk. Ta 3,048	966	Hk. Ta 4,106	...	Hk. Ta ...	1,690	Hk. Ta 7,183
" Sweet.....	"	138	2,649	62	1,190	200	3,839
Baskets of all kinds.....	Value	...	20	4,168	4,188
Beancake.....	Piculs	270,620	411,342	957,085	1,454,769	1,227,705	1,866,111
Beans, Black.....	"	6,735	11,450	4,612	7,840	11,347	19,290
" Green.....	"	1,609	3,862	4,805	11,532	11,676	28,022	3,147	6,609	21,237	50,025
" White and Yellow.....	"	26	52	33	66	8,696	17,392	1,421	2,818	10,176	20,328
" Miscellaneous.....	"	24,640	49,280	2,268	4,536	12,311	24,622	39,219	78,438
Bones, Animal.....	"	1,534	1,570	918	870	2,452	2,440
Brassware.....	"	113	3,164	19	532	3	84	135	3,780
Bristles.....	"	29	1,813	29	1,813
Brooms and Brushes.....	Pieces	229,756	4,307	12,240	239	241,996	4,546
Buttons, Brass.....	Piculs	18	1,350	18	1,350
Caps, Felt.....	Pieces	4,660	699	1,500	225	9,956	1,493	3,776	638	19,892	3,055
" Silk.....	"	764	176	11,634	2,676	785	181	13,183	3,033
Cattle.....	Head	495	15,469	14,381	449,406	14,876	464,875
Chestnuts.....	Piculs	217	651	15	45	233	699	465	1,395
Chillies, Dried.....	"	67	901	293	5,140	145	870	505	6,911
Chinaware, Coarse.....	"	959	9,590	959	9,590
Clams and Cockles, Dried.....	"	863	6,850	863	6,850
Cloth, Native (Nankeens).....	"	39	1,638	326	13,692	729	30,618	1,094	45,948
Clothing, Cotton.....	"	209	8,360	3,082	123,280	3,291	131,640
" Lustre.....	"	18	1,409	32	2,568	50	3,977
" Padded.....	Suits	5,000	2,500	5,000	2,500
" Silk and Cotton.....	Piculs	4	575	8	1,546	12	2,121
Corn, Indian.....	"	24,733	34,626	24,733	34,626
Cotton, Raw.....	"	175	3,150	151	2,718	229	4,122	555	9,990
" Yarn, Shanghai *.....	"	167	4,342	167	4,342
Dates, Black.....	"	380	1,481	14,034	54,733	16,600	64,740	31,014	120,954
" Red.....	"	1,920	5,952	13,521	41,915	15,111	46,844	30,552	94,711
Eggs, Fresh.....	Pieces	7,505,770	59,887	1,773,435	14,350	9,279,205	74,237
Felt.....	"	15,095	3,292	454	239	15,549	3,531
Fire-crackers and Fireworks.....	Piculs	13	130	140	1,400	926	9,724	1,079	11,254
Fish, Dried.....	"	4	32	46	368	4,508	36,064	4,558	36,464
" Salt.....	"	42	168	29,554	118,216	21,903	87,612	51,499	205,996
Fishery Products.....	"	247	1,165	237	438	1,839	8,935	2,323	10,538
Flour, Native.....	"	347	983	347	983
" Shanghai Mill.....	"	900	2,400	900	2,400
Fruit, Fresh, Unclassed.....	"	5,684	7,416	6,311	7,000	42,438	58,035	394	1,356	54,827	73,807
Ginseng, Native.....	"	20	6,750	35	10,221	19	4,790	74	21,761
" Cuttings.....	"	11	3,522	11	3,522
" Corean.....	"	6	12,441	17	27,958	23	40,399
" Beard, Corean.....	"	13	3,691	13	3,691
Glassware.....	"	139	2,780	10	200	149	2,980
Grasscloth, Fine.....	"	1	75	54	3,659	55	3,734
" Coarse.....	"	285	12,825	285	12,825
Ground-nuts.....	"	3,823	8,410	38,510	84,722	174,190	383,218	216,523	476,350
Gypsum.....	"	1,742	2,265	1,742	2,265
Hair of all kinds.....	"	11	831	50	2,120	61	2,951
Hides, Cow.....	"	573	12,893	263	5,786	836	18,679
" Ass.....	"	58	3,075	2	32	60	3,107
Horns, Deer, Young.....	Pairs	22	1,320	51	3,443	73	4,763
Indigo, Liquid.....	Piculs	191	1,528	191	1,528
Ironware.....	"	3,343	15,597	575	4,077	3,918	19,674
Joss Sticks.....	"	466	4,660	108	1,080	574	5,740
Leather.....	"	6	275	24	1,170	7	62	37	1,507
" Green.....	"	13	1,235	13	1,235
Lily Flowers, Dried.....	"	3	21	39	273	58	406	100	700
Liquorice.....	"	3,108	23,310	3,979	29,842	2,829	21,218	9,916	74,370
Mats, Rush.....	Pieces	90,278	13,542	8,653	1,298	98,931	14,840

* Steam Factory product.

TABLE No. V.—TRADE IN NATIVE PRODUCE.—Exports and Re-exports—Cont^d

DESCRIPTION OF GOODS.	Classifier of Quantity.	EXPORTS TO FOREIGN COUNTRIES.		EXPORTS TO HONGKONG.		EXPORTS TO CHINESE PORTS.		TOTAL RE-EXPORTS TO FOREIGN COUNTRIES, HONGKONG, AND CHINESE PORTS.		TOTAL EXPORTS (including Re-exports).	
		Quantity.	Value.	Quantity.	Value.	Quantity.	Value.	Quantity.	Value.	Quantity.	Value.
Medicines	<i>Piculs</i>	932	5,814	4,804	75,188	4,569	51,489	81	689	10,386	133,180
Metals, Old	"	1,514	3,594	16	48	1,414	12,215	2,944	15,857
Millet	"	1,381	2,762	1,381	2,762
Mules	<i>No.</i>	36	1,800	36	1,800
Oil, Bean	<i>Piculs</i>	3,599	21,954	8,250	50,325	11,849	72,279
" Ground-nut	"	158	1,185	2,076	15,570	9,495	71,213	11,729	87,968
" Sesamum Seed	"	439	5,707	37	481	476	6,188
" Wood	"	13	117	162	1,458	175	1,575
Paper, 1st Quality	"	309	7,045	355	7,810	221	2,178	885	17,033
" 2nd	"	583	4,955	221	1,879	1,017	8,096	1,821	14,390
" Joss	"	2	55	57	1,261	59	1,316
Pigs, Live	<i>No.</i>	787	3,844	787	3,844
Pottery	<i>Piculs</i>	819	2,866	271	949	32	113	1,122	3,928
Prawn and Shrimp Skins	"	12	39	6,809	23,978	6,821	24,017
Prawns and Shrimps, Dried	"	188	2,350	2	25	14,424	281,268	14,614	283,643
Preserves	"	100	900	101	909	346	3,114	547	4,923
Provisions, Fresh	<i>Value</i>	...	28	41,829	41,857
Rice	<i>Piculs</i>	2,806	9,597	36,633	125,285	39,439	134,882
Rope, Hemp	"	470	3,867	399	2,288	24	338	893	6,493
Samsu	"	401	4,812	3	36	66	792	57	684	527	6,324
Sauce	"	945	2,361	51	101	362	792	1,358	3,254
Seaweed, Native	"	345	1,035	345	1,035
Seed, Hemp	"	1,931	4,773	140	353	2,071	5,126
" Melon	"	352	2,429	17	117	938	5,092	1,307	7,638
" Mustard	"	2	9	1,046	3,335	592	1,866	1,640	5,210
" Senna	"	2	8	83	354	916	3,523	1,001	3,885
" Sesamum	"	4,522	15,827	461	1,613	1,212	4,242	6,195	21,682
Sheep	<i>No.</i>	1,032	2,580	864	2,160	1,896	4,740
Shoes and Boots	<i>Pairs</i>	19,658	5,897	51,311	15,393	40,346	28,383	111,315	49,673
Silk, Raw, White	<i>Piculs</i>	53	19,809	5	1,869	58	21,678
" " Yellow	"	1,813	677,609	26	9,717	1,839	687,326
" " Wild, reeled by Hand	"	1,751	422,166	4,508	1,086,879	1,995	518,348	8,254	2,027,393
" " " Steam	"	19	5,463	692	198,950	711	204,413
" Refuse	"	1	22	7,754	174,465	15	368	7,770	174,855
" Piece Goods	"	51	19,660	2	946	80	48,000	147	88,200	280	156,806
" Pongees	"	458	117,935	826	212,695	3,498	900,735	31	7,982	4,813	1,239,347
" and Cotton Mixtures	"	19	2,090	19	2,090
" Thread	"	2	850	2	850
" Products, Unclassed	"	3	380	2	591	5	971
Skin (Fur) Clothing, Sundry	<i>Pieces</i>	1,240	1,070	21,729	19,669	1,192	1,119	24,161	21,858
Skins (Furs), Various	"	4,609	1,072	75,053	19,965	5,464	1,600	85,126	22,637
Straw Braid, White	<i>Piculs</i>	3,095	139,275	20	900	23,914	1,076,130	1,452	65,340	28,481	1,281,645
" " Mottled	"	3	150	1,963	98,150	57	2,850	2,023	101,150
" " Dyed	"	9	450	634	31,700	643	32,150
Sugar, White	"	47	250	186	1,024	233	1,283
Tallow, Animal	"	112	1,189	139	1,355	251	2,544
Tea	"	96	2,688	96	2,688
Tobacco, Leaf	"	1,265	15,180	182	1,820	1,447	17,000
" Prepared	"	47	1,069	276	6,279	323	7,348
Tombstones	<i>Value</i>	...	143	952	1,095
Vegetables, Fresh and Salted	<i>Piculs</i>	73,975	5,432	809	569	2,815	4,162	77,599	10,163
Vernicelli	"	4,516	33,870	107,999	809,992	57,934	434,505	170,449	1,278,367
Walnuts	"	509	1,888	2,907	11,215	889	3,316	4,305	16,419
Wood, Logs, Wu-tung	"	3,260	13,113	3,260	13,113
" Logs,	"	5,794	11,718	5,794	11,718
Yeast	"	1,370	8,324	592	3,521	1,962	11,845
Sundries, Unenumerated	<i>Value</i>	...	11,835	...	1,324	...	26,172	...	14,555	...	53,866
TOTAL	<i>Hk. Tls.</i>	1,555,160		1,529,500		8,431,220		999,480		12,515,360	

SUMMARY.

To—	EXPORTS.		RE-EXPORTS.		TOTAL EXPORTS AND RE-EXPORTS.	
	<i>Hk. Ta</i>	<i>Hk. Ta</i>	<i>Hk. Ta</i>	<i>Hk. Ta</i>	<i>Hk. Ta</i>	<i>Hk. Ta</i>
United States of America and Sandwich Islands.....}	7,425		...		7,425	
Russian Manchuria.....	252,480		4,621		257,101	
Corea.....	84,860		48,646		133,506	
Japan.....	1,160,398		268,383		1,428,781	
Java.....	49,997		...		49,997	
Hongkong.....	1,529,500		9,639		1,539,139	
Total to Foreign Countries.....		3,084,660		331,289		3,415,949
Northern Ports.....	1,016,698		320,040		1,336,738	
Yangtze Ports.....	32,262		88		32,350	
Central Ports.....	4,605,861		339,926		4,945,787	
Southern Ports.....	2,776,399		8,137		2,784,536	
Total to Chinese Ports.....		8,431,220		668,191		9,099,411
GRAND TOTAL.....		11,515,880		999,480		12,515,360

TABLE No. VI.—TRANSIT TRADE.

Nil.

TABLE No. VII.—DUTIES.

a.—Duties paid under each Flag, for the Year ended 31st December 1902.

FLAG.	IMPORT.	EXPORT.	COAST TRADE.	TONNAGE.	TRANSIT.	OPIMUM LIKIN.	TOTAL.
	<i>Hk. Tk m.c.c.</i>	<i>Hk. Tk m.c.c.</i>	<i>Hk. Tk m.c.c.</i>	<i>Hk. Tk m.c.c.</i>	<i>Hk. Tk m.c.c.</i>	<i>Hk. Tk m.c.c.</i>	<i>Hk. Tk m.c.c.</i>
British	49,760.3.5.4	114,290.7.2.2	37,632.9.7.3	12,439.8.0.0	...	20,314.8.0.0	234,438.6.4.9
American	249.6.0.0	1,108.1.2.7	...	538.8.0.0	1,896.5.2.7
German	55,196.1.9.7	22,914.8.7.9	4,391.0.9.9	4,013.7.0.0	...	2,456.8.0.0	88,972.6.7.5
French	169.1.7.5	173.6.8.6	3.0.4.5	106.0.0.0	451.9.0.6
Dutch	414.1.8.0	1,235.9.3.4	1,650.1.1.4
Norwegian	31,240.4.8.9	8,430.5.7.2	1,458.5.8.8	3,001.2.0.0	...	1,238.8.0.0	45,369.6.4.9
Russian	3,405.2.3.3	10,848.3.4.4	573.3.2.5	5,292.2.0.0	20,119.1.0.2
Japanese	225,651.0.7.9	43,670.8.1.8	943.5.7.0	18,416.7.0.0	...	1,584.4.0.0	290,266.5.6.7
Corean	1,792.5.1.9	2,282.7.8.1	...	975.6.0.0	5,050.9.0.0
Chinese	1,782.5.0.4	53,327.6.2.2	27,933.1.7.0	2,469.0.0.0	...	23,095.2.0.0	108,607.4.9.6
On Opium	18,258.7.5.0	80.2.1.0	687.1.5.4	19,026.1.1.4
TOTAL	387,920.0.8.0	258,363.6.9.5	73,622.9.2.4	47,253.0.0.0	...	48,690.0.0.0	815,849.6.9.9*

* 42 Drawbacks marked for cash payment during the year, to be deducted from this total *Hk. Tk* 12,174.6.1.6

b.—Comparative Table of Duties collected, for the Years 1893 to 1902.

YEARS.	IMPORT (exclusive of Opium).	EXPORT (exclusive of Opium).	COAST TRADE (exclusive of Opium).	OPIMUM (Import, Export, and Coast Trade).	TONNAGE.	TRANSIT.	OPIMUM LIKIN.	TOTAL.
	<i>Hk. Tk m.c.c.</i>	<i>Hk. Tk m.c.c.</i>	<i>Hk. Tk m.c.c.</i>	<i>Hk. Tk m.c.c.</i>	<i>Hk. Tk m.c.c.</i>	<i>Hk. Tk m.c.c.</i>	<i>Hk. Tk m.c.c.</i>	<i>Hk. Tk m.c.c.</i>
1893.....	57,182.1.3.7	200,377.6.3.8	45,450.2.9.5	10,183.0.6.3	17,885.6.0.0	...	27,121.0.0.0	358,199.7.3.3
1894.....	64,969.7.8.0	206,617.5.0.8	38,997.2.8.7	12,403.6.1.3	16,306.9.0.0	...	33,076.3.0.0	372,371.3.8.8
1895.....	62,261.9.4.8	196,085.0.4.9	46,024.3.9.6	13,626.0.7.5	20,157.0.0.0	...	36,327.6.0.0	374,482.0.6.8
1896.....	112,988.5.9.8	192,727.1.4.5	59,607.9.0.8	11,615.2.0.0	21,426.9.0.0	...	28,498.4.0.0	426,864.1.5.1
1897.....	134,557.2.2.6	215,923.6.4.6	53,575.6.8.8	9,912.9.5.0	21,693.7.0.0	3.8.2.8	25,612.6.0.0	461,279.6.3.8
1898.....	210,848.6.2.4	213,771.2.2.3	59,170.1.6.9	14,987.6.0.0	27,965.1.0.0	7.4.9.0	39,832.0.0.0	566,582.2.0.6
1899.....	189,873.7.0.8	253,151.3.8.6	49,372.8.6.1	42,531.4.9.1	33,491.9.0.0	...	113,271.6.0.0	681,692.9.4.6
1900.....	125,474.9.6.6	235,874.7.8.6	45,296.3.4.8	27,933.2.1.0	47,897.2.0.0	...	74,385.6.0.0	556,862.1.1.0
1901.....	247,875.0.2.4	293,993.3.4.8	68,821.9.1.5	27,796.7.1.0	53,052.6.0.0	...	73,460.0.0.0	764,999.5.9.7
1902.....	369,661.3.3.0	258,283.4.8.5	72,935.7.7.0	19,026.1.1.4	47,253.0.0.0	...	48,690.0.0.0	815,849.6.9.9

B.—SPECIAL TABLES.

TABLE No. I.—IMPORT TRADE.

Comparative Table of the principal Articles of Import, for the Years 1893 to 1902.

DESCRIPTION OF GOODS.	Classifier of Quantity.	1893.	1894.	1895.	1896.	1897.	1898.	1899.	1900.	1901.	1902.
OPPIUM:—											
Malwa.....	Piculs	163	248	298	161	104	185	1,075	621	538	194
Patna.....	"	14	17	14	16	17	26	23	18	20	13
Benares.....	"	162	149	142	179	198	286	317	295	360	400
Persian.....	"	4
COTTON GOODS:—											
Shirtings, Grey, Plain.....	Pieces	204,408	224,739	257,978	283,498	301,178	306,209	271,257	190,065	289,337	268,224
" White, ".....	"	33,408	37,617	47,107	60,874	61,454	73,708	78,765	80,040	107,313	156,819
" Dyed, ".....	"	15,120	8,153	6,556	13,806	12,697	7,355	15,194	9,649	14,186	14,117
" " Figured.....	"	17,068	7,629	18,209	20,753	14,609	14,204	8,696	6,904	5,915	7,028
T-Cloths.....	"	153,694	139,229	207,888	185,489	167,363	151,393	108,290	79,097	82,634	71,590
" Indian.....	"	...	3,550	16,335	32,794	54,770	2,272	775	5,205	2,570	280
" Japanese.....	"	...	820	2,620	1,630	390	21,356	58,175	41,923	141,490	79,025
Drills, English.....	"	27,871	19,215	21,742	18,570	10,245	10,310	8,785	9,545	2,810	11,437
" Indian.....	"	3,120	4,495	3,735	135	1,245	535
" Dutch.....	"	690	495	2,100	4,410	1,845	180	650	1,330	590	1,045
" American.....	"	37,679	45,025	59,515	106,326	142,955	163,547	130,484	102,769	193,232	160,980
" Japanese.....	"	1,845	810	75	...	75	75	75	248
Jeans, English.....	"	7,909	5,720	7,103	4,850	6,350	4,410	2,020	1,840	2,753	16,320
" American.....	"	900	1,220	2,250	2,500	4,260	7,980	9,210	10,095	23,681	19,457
Sheetings, English.....	"	73,740	44,510	31,385	61,363	40,780	17,600	12,888	12,231	7,834	17,309
" Indian.....	"	8,815	17,885	11,440	600	3,347	4,494	440	2,710
" American.....	"	85,055	108,647	154,540	217,560	336,741	543,470	438,771	401,159	637,184	608,076
" Japanese.....	"	1,000	5,484	10,340	1,760	3,040	7,301	3,141	16,162
Ghinztes and Furnitures.....	"	29,001	22,626	42,559	56,673	57,260	51,280	48,213	39,944	88,296	96,121
Turkey Red Shirtings.....	"	31,159	15,837	28,012	24,789	30,063	29,928	22,331	16,479	22,715	16,095
" " Cambrics.....	"	7,399	5,135	14,448	22,537
Cotton Lastings, Plain and Figured.....	"	22,013	18,274	34,578	28,359	31,110	34,036	37,908	33,071	63,141	61,016
" Italians, Plain and Figured.....	"	12,930	12,687	24,964	24,958	42,603	50,864	53,916	44,956	87,199	75,191
Velvets and Velveteens.....	"	1,344	1,070	2,208	2,771	1,622	1,516	684	1,092	2,063	3,085
Lawns and Muslins.....	"	20,568	10,087	2,777	19,571	13,583	17,184	16,849	21,618	18,985	26,053
Handkerchiefs.....	Dozens	5,440	5,883	9,456	14,779	10,631	9,253	5,540	8,216	12,266	15,151
Towels.....	"	40,908	41,486	39,263	73,545	64,660	68,129	63,251	52,947	93,701	80,405
" Japanese.....	"	3,438	3,051	5,813	4,983	4,936	10,098	16,981
Cotton Spanish Stripes.....	Pieces	3,411	2,908	3,504	5,712	6,333	5,015	5,608	3,042	7,062	5,042
" Flannel.....	"	3,677	1,023	3,892	3,956	4,307	6,482	40,970	5,265	21,554	15,584
Japanese Cotton Cloth.....	"	...	4,274	3,000	3,713	2,912	4,974	6,344	7,676	4,360	1,955
" " Grape.....	"	...	3,772	1,986	2,249	1,831	3,917	2,315	3,694	1,941	1,718
Cotton Yarn, English.....	Piculs	420	881	1,296	1,170	1,054	1,340	1,017	1,113	1,279	1,173
" " Indian.....	"	73,509	73,449	90,327	131,164	56,088	48,986	17,652	14,325	37,205	38,426

Comparative Table of the principal Articles of Import—Cont^d.

DESCRIPTION OF GOODS.	Classifier of Quantity.	1893.	1894.	1895.	1896.	1897.	1898.	1899.	1900.	1901.	1902.
COTTON GOODS, continued:—											
Cotton Yarn, Hongkong	Piculs	942
" " Japanese	"	80	2,426	7,972	19,546	86,256	182,344	131,101	76,211	146,963	107,943
WOOLLEN GOODS:—											
Camlets, English	Pieces	780	413	927	990	720	250	410	634	842	328
Lastings, Plain and Figured	"	2,610	2,027	2,895	2,974	3,495	2,602	3,281	1,440	3,927	4,609
Long Ells	"	870	375	1,079	1,178	1,018	845	1,365	1,010	1,765	2,323
Spanish Stripes	"	1,092	774	729	992	781	882	618	360	809	976
Cloth, Broad, Medium, and Habit	"	124	166	129	174	174	206	222	84	232	310
" Russian	"	550	260	180	348	216	270	276	80	272	138
Italian Cloth, Plain and Figured	"	4,818	1,818	3,242	5,469	5,373	4,053	5,936	1,698	3,075	2,587
METALS:—											
Iron, Nail-rod	Piculs	26,883	24,165	30,232	44,620	28,337	35,545	21,633	9,360	27,566	26,523
" Bar	"	5,638	9,909	4,397	11,707	6,982	7,063	5,047	2,911	8,694	9,837
" Wire	"	4,954	3,228	3,466	7,611	2,678	3,904	3,532	1,466	6,617	7,149
" Old	"	95,836	105,300	104,629	195,017	124,111	160,358	132,592	86,777	153,848	202,138
Tin, in Slabs	"	483	579	515	1,701	1,070	1,028	239	152	148	176
Tinplates	"	542	884	822	1,495	320	1,548	588	302	337	557
Lead, in Pigs	"	2,404	1,195	484	3,833	1,828	3,510	4,452	1,120	2,520	1,123
Steel	"	8,904	6,883	2,439	12,058	7,640	6,901	6,600	3,683	8,683	13,257
Quicksilver	"	29	54	66	102	49	60	102	90	52	118
SUNDRIES:—											
Aniseed, Star	Piculs	474	503	521	359	453	415	421	199	935	583
Bags, Gunny	Pieces	191,190	209,069	301,670	455,696	290,405	828,890	276,774	182,170	1,126,850	965,557
Bicho de Mar, Black	Piculs	368	829	903	315	615	609	403	637	580	940
Buttons, Brass	Gross	22,102	29,140	46,700	45,339	43,640	37,145	14,766	25,670	29,429	45,590
" Fancy	"	21,452	13,400	18,166	7,881	9,996	18,873	34,956
Coal	Tons	11,430	22,244	37,707	31,099	26,837	26,668	29,850	49,731	77,298	52,449
Dyes	{ Value, Hk. Fla }	71,120	71,434	82,899	111,725	100,785	119,328	126,000	110,660	200,933	167,909
Flour, American	"	2,830	9,638	25,941	9,502	9,767	109,229	413,964	438,787	1,135,397	275,503
Ginseng, Corean	Piculs	7	1	92	...	18	...	230
Glass, Window	Boxes	5,802	4,739	4,435	7,237	5,279	7,210	4,986	4,091	5,570	7,642
Isinglass	Piculs	810	606	168	592	499	558	426	529	534	618
Lead, White	"	2,967	1,681	968	3,562	2,664	5,450	2,659	1,606	2,647	4,760
Matches, European	Gross	228,655	290,824	{ 259,925	163,125	106,420	140,893	55,766	9,791	8,629	1,688
" Japan	"	{ 132,341	614,100	719,414	1,355,838	1,272,050	1,328,244	2,275,674	2,463,834
Mats, Straw	Pieces	127,804	168,066	195,862	179,926	187,132	305,216	252,334	295,416	303,002	274,305
Needles	Mille	252,890	246,990	315,340	309,495	310,450	347,600	308,540	339,330	609,441	384,085
Oil, Kerosene, American	Galls.	2,253,870	1,833,790	1,967,900	2,388,250	5,281,060	4,500,060	3,342,890	4,627,852	8,658,334	3,937,060
" " Russian	"	610,000	243,000	577,800	109,940	401,150	216,490	140,000	30,025
Paper, 1st Quality	Piculs	900	1,797	1,144	4,338	4,053	3,612	7,830	3,283	10,012	8,411
Pepper, Black	"	5,392	3,235	3,372	7,361	836	1,251	2,554	1,706	3,181	2,481
Sapanwood	"	7,061	8,192	3,757	4,786	8,574	587	1,448	2,592	6,820	4,738
Seaweed, 1st Quality	"	2,290	13,096	8,114	14,818	32,517	29,841	23,937	15,728	60,474	44,043
" 2nd	"	28,254	87,311	32,179	42,102	32,190	37,969	34,060	29,404	31,750	47,785
Soda	"	15,225	14,278
Sugar, Brown	"	50,287	43,874	48,905	89,733	130,178	69,742	112,288	74,452	100,293	276,056
" White	"
" Refined	"	35,279	72,249	{ 51,102	35,722	37,086	44,126	58,922	45,646	55,111	137,121
" Candy	"	435	3,085	{ 2,888	20,594	20,883	26,559	21,357	12,141	44,272	32,596
				3,548	4,368	3,554	4,716	6,790	7,863	7,957	19,854

TABLE No. 2.—EXPORT TRADE.

Comparative Table of the principal Articles of Export, for the Years 1893 to 1902.

DESCRIPTION OF GOODS.	Classifier of Quantity.	1893.	1894.	1895.	1896.	1897.	1898.	1899.	1900.	1901.	1902.
Almonds.....	Piculs	1,445	1,238	1,523	1,382	1,192	1,568	1,582	1,528	2,734	1,890
Beancake.....	"	972,674	1,238,133	817,675	1,340,939	1,298,334	975,521	1,054,617	1,159,638	1,566,466	1,227,705
Beans.....	"	74,567	124,021	132,096	44,566	92,723	75,696	37,345	65,047	145,108	77,411
Caps, Felt.....	Pieces	65,182	28,498	22,685	35,991	26,920	9,070	12,480	10,780	7,414	16,116
Cattle.....	Head	5,150	9,746	13,989	14,876
Chillies, Dried.....	Piculs	271	488	233	86	1,876	3,291
Clothing, Cotton.....	"	1,722	612	925	1,284	1,976	3,252	3,712	3,234	2,054	360
Dates, Black.....	"	9,933	13,908	8,723	9,341	17,019	14,536	25,474	19,871	29,598	31,014
" Red.....	"	33,137	34,200	25,243	38,737	20,623	27,488	43,776	39,791	42,041	30,552
Eggs, Fresh.....	Pieces	1,789,297	2,054,681	399,455	3,340,330	5,528,704	5,905,005	6,927,334	5,154,188	9,341,135	9,279,205
Fish, Dried.....	Piculs	27,202	24,080	25,532	21,326	32,653	1,877	3,298	2,571	6,002	4,558
" Salt.....	"	35,873	52,841	41,330	48,027	51,449
Fishery Products.....	"	1,225	407	836	2,323
Fruit, Fresh.....	"	36,008	10,306	14,546	14,954	18,551	36,676	37,403	27,091	37,628	54,433
Ginseng, Native.....	"	4	20	12	1	14	196	550	23
" Corean.....	"	46	39	5	46	51	37	78	24	24	55
Ground-nuts.....	"	13,575	25,508	12,171	30,959	49,122	73,027	68,085	108,495	147,076	216,523
Hides, Cow.....	"	120	244	440	850	2,102	3,998	3,536	58
" Ass.....	"	...	91	111	98	92	138	173	313	202	573
Liquorice.....	"	8,656	5,811	6,967	8,434	7,338	6,826	5,191	7,188	5,894	9,916
Mats, Rush.....	Pieces	55,713	39,501	40,761	74,318	87,771	87,374	97,197	100,682	134,936	98,931
Medicines.....	Piculs	9,329	8,641	10,397	9,427	8,989	11,201	8,561	8,126	11,141	10,305
Oil, Bean.....	"	5,338	952	800	2,539	3,410	3,389	523	4,526	24,837	11,849
" Ground-nut.....	"	22,792	40,292	13,906	27,267	35,252	44,582	33,207	13,685	17,601	11,729
Prawn and Shrimp Skins.....	"	1,614	662	2,126	1,053	1,059	1,442	3,883	4,537	5,636	6,821
Prawns and Shrimps, Dried.....	"	14,180	8,445	12,309	8,863	9,012	4,489	7,866	9,011	12,211	14,614
Seed, Senna.....	"	770	1,528	351	511	834	3,810	2,745	1,833	1,743	1,001
" Sesamum.....	"	9,082	12,635	7,398	2,801	1,510	2,368	5,706	3,422	3,848	6,195
Shoes and Boots.....	Pairs	62,857	38,873	40,531	71,952	80,458	96,726	111,450	91,626	31,928	70,969
Silk, Raw, White.....	Piculs	27	31	253	24	83	65	306	271	225	53
" " Yellow.....	"	3,208	2,250	3,369	734	1,943	1,885	8,659	3,377	3,281	1,813
" " Wild, reeled by Hand.....	"	2,353	2,970	6,492	2,876	4,195	4,635	5,259	7,737	8,219	6,259
" " " " " Steam.....	"	161	198	496	529	490	394	215	711
" Refuse.....	"	8,198	3,665	5,646	4,480	7,162	8,328	11,455	8,748	7,406	7,755
" Pongees.....	"	3,179	3,023	2,753	2,656	2,259	2,176	2,931	2,588	3,311	4,782
Soda, Native.....	"	...	609	737	1,104	2,228	2,664	1,823	574	78	122
Straw Braid.....	"	42,054	57,571	48,968	39,752	42,375	35,649	29,234	35,737	33,481	29,638
Vermicelli.....	"	147,011	143,665	115,068	155,052	145,919	139,353	146,491	151,851	170,750	170,449
Walnuts.....	"	1,181	929	1,550	1,363	2,227	2,878	3,027	4,911	4,055	4,305
Yeast.....	"	2,386	1,553	2,550	5,115	2,827	1,255	3,977	2,805	2,260	1,962

TABLE No. 3.—VALUE OF TRADE.

Comparative Table of the Value of the Trade, for the Years 1893 to 1902.

YEARS.	IMPORTS FROM		EXPORTS TO		TOTAL IMPORTS AND EXPORTS.	RE- EXPORTS.	TREASURE AND COPPER CASH.		TRANSIT TRADE.	
	Foreign Countries.	Native Ports.	Foreign Countries.	Native Ports.			Imported.	Exported.	Inwards.	Outwards.
	Hk. ₤s	Hk. ₤s	Hk. ₤s	Hk. ₤s			Hk. ₤s	Hk. ₤s	Hk. ₤s	Hk. ₤s
1893.....	1,378,425	6,330,962	695,237	5,031,441	13,436,065	368,950	1,174,748	2,232,343
1894.....	1,684,190	7,093,925	604,202	5,965,536	15,347,853	569,177	1,713,117	2,221,243
1895.....	2,150,689	8,628,517	740,919	6,660,058	18,180,183	685,142	2,440,449	2,631,441
1896.....	3,119,826	10,385,744	1,152,720	5,152,260	20,010,550	476,597	1,400,023	5,643,850
1897.....	3,685,050	11,454,814	1,347,753	6,369,660	22,857,277	805,301	2,420,813	4,763,023
1898.....	6,283,776	13,380,478	1,674,957	5,987,675	27,326,886	1,088,112	3,493,243	6,679,017	...	300
1899.....	6,539,771	12,861,320	1,996,038	8,299,700	29,696,819	1,542,863	5,442,276	8,315,521
1900.....	4,737,954	12,866,318	1,954,781	8,447,926	28,006,979	948,651	5,390,309	8,014,826
1901.....	9,604,801	18,465,131	2,383,726	9,487,275	39,940,933	2,280,423	6,037,387	6,219,615
1902.....	9,572,175	17,400,906	3,084,660	8,431,220	38,488,961	2,564,548	6,480,370	6,175,101

TABLE No. 4.—SHIPPING.

Comparative Table of Shipping, for the Years 1893 to 1902.

a.—Under General Regulations.

YEARS.	ENTERED INWARDS.						CLEARED OUTWARDS.					
	STEAMERS.		SAILING VESSELS.		TOTAL.		STEAMERS.		SAILING VESSELS.		TOTAL.	
	No.	Tons.	No.	Tons.	No.	Tons.	No.	Tons.	No.	Tons.	No.	Tons.
1893.....	1,203	999,553	33	16,317	1,236	1,015,870	1,200	997,486	33	16,317	1,233	1,013,803
1894.....	1,031	870,964	34	15,894	1,065	886,858	1,034	873,031	33	15,375	1,067	888,406
1895.....	878	819,828	27	15,420	905	835,248	877	819,027	27	15,570	904	834,597
1896.....	1,250	1,121,625	19	11,484	1,269	1,133,109	1,249	1,120,753	20	11,953	1,269	1,132,706
1897.....	1,280	1,184,976	17	8,027	1,297	1,193,003	1,280	1,185,671	14	6,627	1,294	1,192,298
1898.....	1,269	1,152,355	12	8,299	1,281	1,160,654	1,267	1,150,084	15	9,699	1,282	1,159,783
1899.....	1,614	1,346,092	15	11,048	1,629	1,357,140	1,613	1,347,276	15	11,048	1,628	1,358,324
1900.....	1,351	1,038,205	6	7,928	1,357	1,046,133	1,352	1,037,395	6	7,928	1,358	1,045,323
1901.....	2,498	1,744,477	4	3,110	2,502	1,747,587	2,492	1,742,412	4	3,110	2,496	1,745,522
1902.....	2,615	1,790,898	2	2,148	2,617	1,793,046	2,620	1,794,762	2	2,148	2,622	1,796,910

b.—Under Inland Steam Navigation Rules.

YEARS.	ENTERED INWARDS.		CLEARED OUTWARDS.		TOTAL ENTERED AND CLEARED.	
	No.	Tons.	No.	Tons.	No.	Tons.
1893-98.....
1899.....	17	5,372	17	5,372	34	10,744
1900.....	107	26,687	107	26,687	214	53,374
1901.....	415	115,274	412	114,956	827	230,230
1902.....	296	109,361	298	109,632	594	218,993

TABLE No. 5.—TREASURE.

Treasure Imported and Exported during the Year 1902.

COUNTRIES FROM WHICH IMPORTED AND TO WHICH EXPORTED.	IMPORTS.						EXPORTS.				
	GOLD.		SILVER.			COPPER CASH.	GOLD.		SILVER.		
	In Bars.	In Coin.	In Sycee.	In Dollars.	In Coin.		In Bars.	In Coin.	In Sycee.	In Dollars.	In Coin.
	Hk. Ts	Hk. Ts	Hk. Ts	Hk. Ts	Hk. Ts	Hk. Ts	Hk. Ts	Hk. Ts	Hk. Ts	Hk. Ts	Hk. Ts
1. FOREIGN COUNTRIES:—											
Hongkong and Macao	1,440	...	15,249	1,000	...	2,600	94,310	...
Japan	486	1,500	44,163	...
Other places	4,500	...	28,365	36,828	14,050	85,597	...
TOTAL: 1. FOREIGN COUNTRIES	4,500	...	28,365	38,268	...	15,735	1,000	...	18,150	224,070	...
2. CHINA:—											
Shanghai	4,000	7,630	2,437,351	592,980	2,100	39,478	758,560	2,300	2,943,934	230,283	...
Newchwang	474,588	69,018	356,589	139,232	42,171	...
Tientsin	2,208,605	11,300	213,140	116,411	...
Port Arthur	44,200	3,960	...	23,980	513,300	604,003	2,100
Talienwan	16,000	...	11,503	157,585	13,020
Weihaiwei	5,390	21,000	137,500	...
Kiaochow	74,750	10,080	36,342	...
Swatow	1,000	...
TOTAL: 2. CHINA	4,000	7,630	5,239,494	708,728	358,689	74,961	758,560	2,300	3,830,606	1,325,295	15,120
TOTAL: 1 and 2. FOREIGN COUNTRIES AND CHINA	8,500	7,630	5,267,859	746,996	358,689	90,696	759,560	2,300	3,848,756	1,549,365	15,120
GRAND TOTAL	16,130			6,373,544		90,696	761,860		5,413,241		

TABLE No. 6.—PASSENGER TRAFFIC.

Passenger Traffic during the Year 1902.

PASSENGERS TO					PASSENGERS FROM			
STEAMERS.		SAILING VESSELS.			STEAMERS.		SAILING VESSELS.	
Foreigners.	Natives.	Foreigners.	Natives.		Foreigners.	Natives.	Foreigners.	Natives.
764	1,929	Shanghai	737	2,744
326	7,819	Tientsin	371	9,429
34	31,251	Newchwang	87	27,183
1,441	93,141	Port Arthur	1,971	119,033
177	1,633	Chemulpo	297	2,138
20	35,721	Vladivostock	12	10,066
10	41	Hongkong	7	220
115	127	Kobe	177	226
43	37	Nagasaki	30	64
12	3	Mojl	4	47
167	2,115	Weihaiwei	215	2,800
82	176	Kiaochow	107	376
58	17,363	Inland Waters places	133	24,753
3,249	191,356	TOTAL	4,148	199,079

TABLE No. 7.—TRADE UNDER INLAND WATERS REGULATIONS

a.—Imports from Inland Waters Places during the Year 1902.

DESCRIPTION OF GOODS.	Classifier of Quantity.	YANG-CHIAO-KOU.	HU-T'OU-YAI.	TA-TUNG-KOU.	SHIH-TAO.	TOTAL.
Bags, Straw	<i>Pieces</i>	5,850	5,850
Bamboo, Leaf	<i>Piculs</i>	356	...	356
Beancake	"	4,306	...	4,306
Beans	"	1,479	...	1,479
Clams, Dried	"	19	...	19
Cloth, Native	"	30	...	30
Clothing, Cotton	"	3	...	3
Corn, Indian	"	826	...	826
Dates, Black	"	983	983
Fish, Dried	"	209	...	209
Ginseng, Native	"	84	...	84
Glue	"	23	...	23
Hair of all kinds	"	14	...	14
Hemp	"	1,323	...	1,323
Hides, Ass	<i>Pieces</i>	394	...	394
Lampblack	<i>Piculs</i>	246	...	246
Lampblack	"	180	...	180
Mats	<i>Pieces</i>	98,276	3,208	258	...	101,742
Medicines	<i>Piculs</i>	114	...	707	...	821
Mushrooms	"	167	...	167
Oil, Vegetable	"	31	...	31
Opium, Foreign	"	5	16	21
" Native	"	...	176	177
Prawn Skins	"	81	...	81
Prawns, Dried	"	425	...	425
Rice	"	463	...	463
Rope, Hemp	"	25	...	25
Samsu	"	90	...	90
Silk, Wild	"	701	...	701
" Cocoons	"	37	...	19,679	...	19,716
" Refuse	"	2,215	165	127	...	7,507
" Pongees	<i>Pieces</i>	665	...	665
" Pongees	<i>Catties</i>	888	...	888
Skins (Furs), Various	<i>Pieces</i>	1,185	...	1,185
Stones	"	1,564	1,564
Straw Braid	<i>Piculs</i>	122	9,006	9,128
Tobacco, Leaf	"	74	...	74
" Prepared	"	124	...	16	...	140
Vermicelli	"	...	146	146
Walnuts	"	355	355
Sundries, Unenumerated	<i>Packages</i>	179	...	526	243	948
Treasure, Sycee	<i>Val., Hk. Pk.</i>	596	268	153	581	1,598
" Sycee	"	147,590	34,550	179,140
" Dollars	"	1,957	1,612	8,835	...	12,404
" Silver Coins	"	...	500	500
" Copper Cash	<i>Packages</i>	47	47

b.—Exports to Inland Waters Places during the Year 1902.

DESCRIPTION OF GOODS.	Classifier of Quantity.	YANG-CHIAO-KOU.	HU-T'OU-YAI.	TA-TUNG-KOU.	TA-KU-SHAN.	TOTAL.
COTTON GOODS:—						
Shirtings, Grey, Plain	<i>Pieces</i>	58,740	10,295	6,257	...	75,292
" White, "	"	790	4,550	7,156	...	12,496
" Dyed, "	"	204	...	204

b.—Exports to Inland Waters Places—Cont^d.

DESCRIPTION OF GOODS.	Classifier of Quantity.	YANG-CHIAO-KOU.	HU-T'OU-YAI.	TA-TUNG-KOU.	TA-KU-SHAN.	TOTAL.
COTTON GOODS, continued:—						
Shirtings, Dyed, Figured	<i>Pieces</i>	1,099	...	1,099
T-Cloths	"	230	...	230
Drills, American	"	39,228	...	39,228
Sheetings, English	"	370	...	370
" American	"	119,306	26,567	91,718	...	237,591
Chintzes	"	50	...	3,158	...	3,208
Turkey Red Shirtings	"	1,017	...	1,017
" " Cambrics	"	410	...	410
Cotton Lastings	"	17	...	975	...	992
" Italians	"	4,340	...	4,340
Lawns	"	655	...	655
Handkerchiefs	<i>Dozens</i>	535	...	535
Towels	"	...	100	2,207	...	2,307
Blankets, Cotton	<i>Pieces</i>	100	...	2,950	...	3,050
Cotton Flannel	"	150	...	150
" Crêtonne	"	337	...	337
Japanese Cotton Cloth	"	884	...	884
Cotton Goods, Unclassed	"	160	...	120	...	280
" Yarn, English	<i>Piculs</i>	57	...	21	...	78
" " Indian	"	5,404	5,912	4,819	...	16,135
" " Japanese	"	13,664	22,912	2,596	...	39,172
" " Shanghai*	"	48	45	32	...	125
" Thread	"	30	...	21	...	51
WOOLLEN GOODS:—						
Lastings	<i>Pieces</i>	492	...	492
Long Ells	"	124	...	124
Spanish Stripes	"	340	...	340
Flannel	"	81	...	81
Italian Cloth	"	173	...	173
Woollen Goods, Unclassed	"	...	80	45	...	125
METALS:—						
Iron, Nail-rod	<i>Piculs</i>	56	...	56
" Bar	"	73	...	73
" Hoop	"	4	...	4
" Sheets	"	19	...	19
" Wire	"	18	...	18
" Old	"	126	...	126
" Nails	"	101	...	101
Ironware, Unclassed	"	2	...	136	...	138
Tin, in Slabs	"	42	...	42
Tinplates	"	8	...	7	...	15
Lead, in Pigs	"	...	1	14	...	15
Copper, Sheets	"	3	...	5	...	8
" Old	"	158	158
Yellow Metal, Sheets	"	8	...	8
Brassware	"	43	...	43
Steel	"	50	...	50
Zinc, Sheets	"	1	...	1
SUNDRIES:—						
Arsenic	<i>Piculs</i>	1	...	1
Bags of all kinds	<i>Pieces</i>	5,700	...	13,850	...	19,550
Bamboo Shoots	<i>Piculs</i>	1	...	1	...	2
Beans, Green	"	166	...	166
Betal-nuts	"	26	...	26
Books, Printed	"	107	31	35	...	173
Candles	"	5	...	37	...	42
Cassia Lignea	"	25	...	5	...	30
Chillies, Dried	"	48	...	48
Chinaware	"	103	...	103

* Steam Factory product.

b.—Exports to Inland Waters Places—Cont^d

DESCRIPTION OF GOODS.	Classifier of Quantity.	YANG-CHIAO-KOU.	HU-T'OU-YAI.	TA-TUNG-KOU.	TA-KU-SHAN.	TOTAL.
SUNDRIES, continued:—						
Cigars and Cigarettes.....	Val., Hk. Tls	1,080	...	6,423	...	7,503
Cloth, Native.....	Piculs	14	...	7,482	...	7,496
Cotton, Raw.....	"	...	27	2,084	...	2,111
" Old.....	"	254	...	254
Covers, Bed.....	Pieces	3,406	...	3,406
Dates, Red.....	Piculs	186	...	186
Dyes.....	Val., Hk. Tls	342	2,012	1,171	...	3,525
Fans, Palm-leaf, Untrimmed.....	Pieces	16,000	16,000
" Paper.....	"	147,525	...	2,000	...	149,525
Fire-crackers.....	Piculs	12	8	270	...	290
Flour, Foreign.....	"	1	...	4,236	...	4,237
" Native.....	"	25	...	25
Fruit, Fresh.....	"	18	...	2,002	...	2,020
Grasscloth.....	"	28	274	334	...	636
Ground-nuts.....	"	260	...	260
Hair of all kinds.....	"	10	...	10
Hides, Cow.....	"	1,246	...	1,246
Indigo, Liquid.....	"	1,147	...	1,147
Isinglass.....	"	2	...	38	...	40
Lead, White.....	"	3	...	3
Matches, Japan.....	Gross	1,400	2,120	35,490	...	39,010
Medicines.....	Piculs	1,891	50	360	...	2,301
Millet.....	"	186	...	186
Needles.....	Mille	...	2,000	3,750	...	5,750
Oil, Kerosene, American.....	Gallons	770	...	770
" Wood.....	Piculs	31	...	31
Paper, 1st Quality.....	"	157	...	175	...	332
" 2nd ".....	"	381	26	409	...	816
" Joss.....	"	10	...	50	...	60
Pepper, Black.....	"	2	...	111	...	113
Personal Effects.....	Packages	152	152
Potatoes.....	Piculs	500	500
Preserves.....	"	10	...	45	...	55
Rattans.....	"	1	...	1
Rice.....	"	15	...	917	...	932
" Red.....	"	4	...	4
Sandalwood.....	"	8	...	8
Seaweed.....	"	10	...	384	...	394
Seed, Melon.....	"	304	...	304
" Sesamum.....	"	106	...	106
Shoes.....	Pairs	320	...	320
Silk Piece Goods.....	Piculs	2	20	10	...	32
" Thread.....	"	2	...	2
Soap.....	Val., Hk. Tls	978	...	978
Soda.....	Piculs	506	...	506
Steam-launches.....	Val., Hk. Tls	800	800
Stores, Household.....	"	2,324	47	634	...	3,005
Sugar, Brown.....	Piculs	203	...	413	...	616
" White.....	"	8	...	1,149	...	1,157
" Candy.....	"	26	...	26
Tea.....	"	141	...	781	...	922
Tobacco, Leaf.....	"	71	...	71
" Prepared.....	"	2	...	1,011	...	1,013
Umbrellas.....	Pieces	830	...	830
Vermilion.....	Piculs	3	...	3
Wheat.....	"	420	...	420
Wine.....	Val., Hk. Tls	...	40	511	...	551
Sundries, Unenumerated.....	Packages	914	10	214	...	1,138
Treasure, Sycee.....	Val., Hk. Tls	830	324	6,259	...	7,413
" Dollars.....	"	10,400	45,650	733,055	53,210	842,315
" Silver Coins.....	"	180,445	3,315	183,760
" Silver Coins.....	"	4,125	...	4,175

KIAOCHOW TRADE REPORT, FOR THE YEAR 1902.

1°. LOCAL.—The total value of the year's trade—*Hk. Tts.* 10,376,225—shows the satisfactory increase of about 20 per cent. over the amount in the preceding year, which was, in turn, 120 per cent. larger than that of 1900. An analysis of the figures comprising this total elicits still better results. The value of Foreign goods imported (exclusive of Railway and Mining Materials amounted to *Hk. Tts.* 3,537,809, against *Hk. Tts.* 1,313,666 in 1901, being an increase of 170 per cent., while the value of the trade in Native goods—*Hk. Tts.* 4,530,496,—carried on chiefly in junks and affecting the commerce of the other, the Kiaochow, side of the bay rather than Tsingtao, exhibits a decline of *Hk. Tts.* 800,000, or about 16 per cent. This decline, as will be shown further on, is, however, merely a temporary derangement of the trade and likely to be recouped during the next year. The aspect of the year's trade, from a general point of view, may therefore be considered eminently gratifying, though locally, from the Foreign merchants, complaints are heard that, notwithstanding this large increase, the trade has yielded but little profit to them, the business passing more and more into the hands of Chinese merchants, who, here as elsewhere in China, work cheaper and are satisfied with a smaller profit. Two prominent events, marking two important stages of progress in the development of this region, will render the year 1902 memorable in the history of the port. One was the opening, on the 1st June, of the railway line to Wei-hsien; the other, the arrival on the 30th October of the first Coal train from the Fang-tzü mines. The special interest attaching to the extension of the line to Wei-hsien is the question whether it will succeed in diverting to Tsingtao the trade of this important inland mart from the old trade routes by land and water converging towards Chefoo; its success or non-success to accomplish this task being at the same time, for the Railway Company, the criterion of the remunerability of the whole line. The brief experience of the past seven months has already given a conclusive answer to this question, with which both the Shantung Railway Company and its terminal port, Tsingtao, have every reason to be satisfied. The value of Foreign goods sent by rail inland rose from *Hk. Tts.* 180,000 in 1901 to *Hk. Tts.* 2,908,586 in 1902, representing an increase of over 1,500 per cent. This remarkable increase is entirely due to Wei-hsien, which took goods to the value of *Hk. Tts.* 2,193,467, or over 75 per cent. of the total Imports, by rail, and that during seven months, while only one train a day was running—a result which sets at rest all doubts as to the paying of the railway and the prospects of Tsingtao as regards Imports. The arrival of the first Coal train has likewise been in advance of anticipations. Its advent, as noted in the 1901 Report, was not looked for till the spring of 1903. The quantity raised to the end of the year amounted to 3,300 tons; the daily output at the end of the year was 55 tons, which it is hoped to increase to 200 tons daily during 1903. At present the production barely suffices for the railway and local consumption, and it is not likely that export will be possible for some months to come. The quality so far is up to the expectations as expressed in the last Report, and there is hope of its improving as work progresses. A factory for the manufacture of Briquettes is also projected. Further boring trials in the Fang-tzü region having resulted in the discovery of another very extensive and favourably situated

Coal-bed, a second shaft is about to be sunk, for which more extensive appliances for lifting larger quantities are projected. In the Po-shan région the boring trials are still in progress. It is hoped to sink the first shaft in autumn next, when also the branch line to the Po-shan Valley will be started from Chang-tien, a station on the main line some 45 kilomètres beyond Ch'ing-chou, which it is expected to reach by the end of the summer. The railway extension is proceeding satisfactorily. Ch'ing-chou, 46 kilomètres from Wei-hsien, will in all probability be opened in April next, and it is confidently expected that the whole line to Chi-nan-fu will be ready by the time originally stipulated—1st June 1904. So far only one train a day has been running, leaving Tsingtao at 8 A.M. and reaching Wei-hsien at 5.21 P.M.; the return train, leaving Wei-hsien at 7.57 A.M., arrives here at 4.26 P.M. The speed is about 20 kilomètres per hour. Next spring it is proposed to put on another and faster train. The passenger rates from Tsingtao to Wei-hsien (194 kilomètres) are \$6 for second class, \$3 for third class, and 1,430 large cash for fourth class. The freight rates are about \$0.40 per 15,000 kilogrammes per kilomètre: thus a waggonload of 15 tons to Wei-hsien costs \$75, less a discount of 10 per cent. for two to three, and of 20 per cent. for five and more, waggonloads. The railway beyond Kiaochow suffered considerable damage from the heavy rains during July. The embankment, having insufficient outlets for the large volume of water, was underwashed in many places, and two pillars of the large bridge spanning the Wei-ho, near Tso-shan, gave way, so that the two iron spans resting thereon fell into the river and were washed down for some distance. As soon as the water subsided, the repairs were vigorously taken in hand. Traffic was actually interrupted for a few days only, passengers and goods being ferried across the Wei-ho by sampans until October, when the provisional bridge across the Wei-ho was completed and traffic resumed its ordinary course. The year's harvest has been a good one, yielding more than average crops, with the exception of Ground-nuts and Silk—Yellow Silk yielding only a four-tenths and Raw Silk a five-tenths crop, owing to an inclement spring and other causes. The summer rains, which were somewhat in excess of previous years, have done but little harm to crops generally. Ground-nuts, one of the staple Exports—the Nut as well as the Oil expressed therefrom,—produced a four-tenths crop only. The decline is said to be caused by a disease which attacks the plant when at its best. The leaves begin to wither after the plant has flowered, with the result that it does not afford sufficient shade for the young creepers entering the ground; in consequence the upper layer of the ground produces no Nuts at all, and the lower layer produces Nuts with a large shell and thick skin, but only a small kernel. The disease is said to be of some years standing, having increased from year to year, so that at present a *mu* of land, which formerly produced 1,200 cattles in good years, now only produces 300 cattles, which is insufficient to pay for the labour involved. Trials have been made with the larger American Nut: the yield was better, about 800 cattles per *mu*; but the Nut yielding hardly any Oil, it has been given up, and in consequence it is expected that the cultivation generally will be considerably restricted during the coming year. The per-centage of the other crops was as follows: Beans, 0.85; Sweet Potatoes, 0.80; Wheat, 0.70; Millet, 0.75; large Millet, 0.50; Melon Seeds, 0.50; and Fruit, 0.50. Notwithstanding the good harvest, both Native shipping and Native trade show a slight falling off as compared with the figures for 1901, which, however, it must be remembered, was a "record" year. A variety of causes have contributed to this result. One was the dearness of silver in the South during June to September and the consequent general advance of prices for southern produce, which rendered Imports unremunerative; while cheapness of silver here, and consequent low exchange of cash (1,050 for the tael, the lowest on record for years past), depressed our Exports, which, as explained in my 1899 Trade Report under "10°. Miscellaneous,"

are paid for in cash. Another cause has been the prevalence of epidemics—cholera, plague, and scarlet fever,—which, raging all over China, rendered the strict enforcement of quarantine regulations a necessity here as elsewhere. Yet, while both Native shipping and Native trade show a decline, the profits to merchants and junks are reported to have been very satisfactory. A Silk industrial establishment on a large scale has been started here during the year; the buildings are expected to be ready in June next, when operations will be commenced. The establishment will no doubt tend to draw the trade in Cocoons and Silk to this port. Another hopeful feature for the extension of the Tsingtao Straw Braid trade and of the growing prosperity of this neighbourhood is the re-establishment of agencies by six Sha-ho Straw Braid dealers at Wang-tai, in the Kiaochow district. In former years a superior kind of Straw Braid was made there; but owing to the production in Japan of a cheaper and better article, the prices offered proved unremunerative and the industry died out. Being only a day's journey from Tsingtao, and the straw of the wheat at Wang-tai being of superior quality, the Sha-ho merchants hope to resuscitate this industry.

2°. REVENUE.—The total Revenue collection, amounting to *Hk.Ts.* 203,010, inclusive of *Hk.Ts.* 10,091 General Likin on junk-borne cargoes, is the highest on record since the opening of the port to trade. Compared with the collection of the previous year the total has increased 70 per cent. Foreign Import Duties have increased 180 per cent.; Foreign Export Duties, 190 per cent.; and Coast Trade Duties, 70 per cent.; while Junk Import Duties have declined about 30 per cent., and Junk Export Duties, about 10 per cent.

3°. FOREIGN TRADE.—(a.) *Imports.*—The value of Imports direct from Foreign countries aggregated *Hk.Ts.* 3,678,690. Of this sum, *Hk.Ts.* 2,307,920 is represented by Railway and Mining Materials and *Hk.Ts.* 1,370,770 by ordinary merchandise; the latter shows an increase over the preceding year's figures of nearly 235 per cent. In my last Report I drew attention to the increasing importation of Japanese goods, which for the year under review has again been very marked, the value of these direct Imports from Japan having risen from *Hk.Ts.* 305,105 in 1901 to *Hk.Ts.* 1,214,567 in 1902, equal to an increase of 300 per cent. Japanese Cotton Yarn was imported to the extent of 37,429 piculs, valued at *Hk.Ts.* 1,085,442, as against 11,832 piculs, valued at *Hk.Ts.* 260,309. The balance of the articles constituting our direct Imports are: Cotton Piece Goods, 24,759 pieces, valued at *Hk.Ts.* 63,308 (Japanese *T.*-Cloths absorbing more than half of this sum); Indian Cotton Yarn, 516 piculs, valued at *Hk.Ts.* 12,900; Japan Matches, 310,596 gross, valued at *Hk.Ts.* 65,919; and American Kerosene Oil, 395,220 gallons, valued at *Hk.Ts.* 63,243, which is a further falling off as compared with the previous year's figures of 118,000 gallons.

(b.) *Exports.*—This trade, which is still in its infancy, has improved when compared with the figures of the previous year. The value of Exports direct to Foreign countries (excluding Hongkong) rose to *Hk.Ts.* 60,056, as against *Hk.Ts.* 18,370 in 1901. The two principal commodities representing our Exports are Bristles and Straw Braid. The former was exported to the extent of 75 piculs, valued at *Hk.Ts.* 3,467 (39 piculs to Germany, 12 piculs to Antwerp, and 24 piculs to England); the latter, to the extent of 1,473 piculs, valued at *Hk.Ts.* 55,248 (731 piculs to Germany, 405 piculs to Antwerp, 233 piculs to Japan, 17 piculs to America, and 87 piculs to Manila).

(c.) *Re-exports.*—No remarks.

4°. COAST TRADE.—(a.) *Original Shipments Coastwise.*—The value of Native goods exported to Chinese ports during 1902 totalled *Hk.Ts.* 2,240,584, showing a decline of *Hk.Ts.* 527,694 as compared with the figures of 1901, which, however, showed the large increase of 155 per cent. over the value of 1900. Owing to a shorter crop, caused by the disease already

referred to under "1°. Local," there has been a decided decline in the exportation of Ground-nut Oil, which fell from 114,903 piculs, valued at *Hk.Tts* 1,378,830, to 72,727 piculs, valued at *Hk.Tts* 509,093, for the year under notice. The other staples that show a retrograde movement are Beancake, of which 7,788 piculs were exported, against 39,562 piculs in 1901; Beans, which fell from 26,115 to 15,762 piculs; Ground-nuts, from 30,953 to 26,493 piculs; Dried Persimmons, from 4,663 to 2,061 piculs; Melon Seeds, from 44,136 to 29,155 piculs; and Walnuts, from 18,738 to 14,711 piculs. On the other hand, the following commodities show augmented figures: Bristles rose from 287 to 447 piculs; Red and Black Dates, from *nil* to 1,621 piculs; Flour, from 365 to 2,565 piculs; Fresh Fruit, from 58,033 to 150,680 piculs; Bean Oil, from 37,093 to 55,827 piculs; Salted Pigs, from 7,250 to 13,689 carcasses; Straw Braid, from 3,085 to 10,367 piculs; and Wheat, from 1,660 to 13,984 piculs. It is satisfactory to observe before closing these few lines the noteworthy advancement that has been made in the export of Silk; the figures are: Yellow Silk, 169 piculs, against 26 piculs in 1901; Waste Silk, 804 piculs, against 26 piculs; and Shantung Silk Pongees, 110 piculs, against 20 piculs. There was no direct exportation to Foreign countries, the bulk having been shipped to Shanghai. In this connexion it may not be out of place for me to add that the Silk industrial establishment under construction at Tsangkou, referred to under "1°. Local," is nearing completion; once completed and in working order, I feel assured that the local Silk trade will receive considerable impetus, both as regards direct and coast shipments.

(b.) *Reshipments Coastwise* do not call for special comments.

(c.) *Coastwise Arrivals*.—This branch of the trade, comprising as it does Imports of both Foreign and Native origin from Chinese ports—the former arriving by steamer almost exclusively from Shanghai, and the latter by junks chiefly from the Anhwei, Kiangsu, Chehkiang, and Fuhkien provinces,—amounted in value to *Hk.Tts* 4,428,143, which is an increase when compared with the figures of 1901 of *Hk.Tts* 961,240. This increase is again mainly in Foreign goods from Shanghai, which have risen from *Hk.Tts* 902,578 in 1901 to *Hk.Tts* 2,167,039, or nearly 140 per cent.; while the import of Native goods, chiefly junk Imports, has fallen from *Hk.Tts* 2,539,547 in 1901 to *Hk.Tts* 2,229,856, or about 12 per cent. In Foreign Imports a very decided advancement is observable in Grey and White Shirtings, *T*-Cloths, American Drills, Printed *T*-Cloths, Turkey Red Shirtings, Cotton Lastings, Cotton Italians, Indian and Japanese Cotton Yarn, Cigarettes, and Dyes and Colours. The balance of the articles in this list has remained stationary and does not call for special comment. The general character of Native Imports is a fluctuating one: while some of the articles show a retrocession, others again show a reverse tendency; taken as a whole, the list presents no new features of importance.

5°. *TRANSIT*.—No Transit Passes have been issued during the year.

6°. *SHIPPING*.—There is an increase in the Foreign tonnage employed. The total number of vessels entered and cleared—488—exceeded by 39 the entries and clearances during the preceding year, and the tonnage—512,923 tons—was greater by 35,920 tons. 379 vessels flew the German, 63 the Japanese, 20 the British, 7 the Austrian, 6 the American, 4 the Russian, 2 each the Danish, Norwegian, Chilean, and Korean, and 1 the French flag. The junk figures are 2,906 entered and 2,825 cleared, showing a decrease when compared with those of the previous year of 156 entries and 531 clearances.

7°. *PASSENGER TRAFFIC*.—No record kept. As regards the passenger traffic by rail during the year, I am indebted to the managers of the Shantung Railway Company for the information that there were 70,099 arrivals and 77,551 departures, as against 10,553 and 15,600 respectively during the year 1901.

8°. TREASURE.—There was a small importation of Dollars and Cash from Hongkong. The imports from coast ports during the year have been: Sycee, *Hk.Tls.* 93,700; Dollars, *Hk.Tls.* 436,302; Cash, *Hk.Tls.* 51,024,—or a total of *Hk.Tls.* 581,026, about *Hk.Tls.* 60,000 less than in the preceding year. The exports were: Sycee, *Hk.Tls.* 318,384; Dollars, *Hk.Tls.* 10,507,—or a total of *Hk.Tls.* 328,891, an increase of about *Hk.Tls.* 275,000 when compared with the figures in 1901.

9°. OPIUM.—There was no importation of the drug into the interior during the period under review, this article still adhering to the old routes and channels *via* Chefoo.

10°. MISCELLANEOUS.—A severe cholera epidemic worked its way by the Grand Canal route during spring to Chi-nan-fu and thence spread eastwards to the towns and villages on the main trading route to Wei-hsien, Kiaochow, and Chi-mo in this neighbourhood. Thanks to the efficiency of the sanitary and preventive measures and the efforts of the Sanitary Department, the epidemic did not spread into the Colony. The mortality in Chi-nan-fu must have been very high, according to Native reports over 1,000 coffins having passed the city gates on one day during July. In Wei-hsien and Kiaochow the highest number reported was 50 in one day. Helpless as the people are in such calamities, they had recourse in Chi-nan-fu, Wei-hsien, and Kiaochow to the expedient of trying to mislead the evil spirits and change the seasons by celebrating the 1st of the 6th moon as New Year's Day, hoping thereby, according to an old superstitious belief, to break the disease. The epidemic, however, continued its course unabated until, with the cessation of the summer rains, it gradually died out. In order to meet the growing requirements of the Postal Service and to relieve this office from the control of the more distant offices, the province has been divided for postal purposes into three districts, viz., Chefoo for the eastern, Kiaochow for the central, and Chi-nan-fu for the western part of the province. During the year five new post offices were opened in this district at An-ch'iu (安邱), Chu-ch'êng (諸城), I-shui (沂水), Ch'ang-lo (昌樂), Jih-chao (日照); three postal agencies at Lan-ti (蘭底), Hsia-ch'iu (夏邱), Chin-chia-k'ou (金家口); and four box offices at Ch'êng-yang (城陽), Tiao-ts'un (刁村), Liu-t'ing (流亭), and Lan-ts'un (藍村); the total number of offices, etc., controlled by this office at present being 21. The thrice-weekly courier service of the Chi-nan route was changed into a daily one from 1st July after the opening of the railway line to Wei-hsien. The mail matter handled by the offices of the Kiaochow district has during the year under review more than trebled, and it is gratifying to note the growing confidence of the people and the steadily increasing appreciation of the postal facilities offered to them.

E. OHLMER,

Commissioner of Customs.

TSINGTAO, 19th March 1903.

KIAOCHOW TRADE RETURNS,

FOR THE YEAR 1902.

A.—GENERAL TABLES.

TABLE No. I.—SHIPPING.

a.—Under General Regulations.

Number and Tonnage of Vessels Entered and Cleared under each Flag,
for the Year ended 31st December 1902.

FLAG.	STEAMERS.													
	ENTERED INWARDS.						CLEARED OUTWARDS.						TOTAL ENTERED AND CLEARED.	
	With Cargo.		In Ballast.		TOTAL.		With Cargo.		In Ballast.		TOTAL.			
	No.	Tons.	No.	Tons.	No.	Tons.	No.	Tons.	No.	Tons.	No.	Tons.	No.	Tons.
British	8	17,386	2	969	10	18,355	2	3,759	8	14,596	10	18,355	20	36,710
German	169	167,590	17	16,381	186	183,971	154	136,089	33	51,170	187	187,259	373	371,230
Danish.....	1	1,374	1	1,374	1	1,374	1	1,374	2	2,748
Norwegian.....	1	1,065	1	1,065	1	1,065	1	1,065	2	2,130
Russian	1	1,384	1	482	2	1,866	1	1,384	1	482	2	1,866	4	3,732
Austrian	4	9,940	4	9,940	3	6,782	3	6,782	7	16,722
Japanese	31	28,958	31	28,958	8	7,524	24	22,169	32	29,693	63	58,651
Corean	1	796	1	796	1	796	1	796	2	1,592
Total Steamers	216	228,493	20	17,832	236	246,325	166	149,552	71	97,638	237	247,190	473	493,515
	SAILING VESSELS.													
American	3	2,345	3	2,345	3	2,345	3	2,345	6	4,690
German	3	5,300	3	5,300	3	5,300	3	5,300	6	10,600
French	1	1,454	1	1,454	1	1,454
Non-Treaty Powers...	1	1,332	1	1,332	1	1,332	1	1,332	2	2,664
Total Sailing Vessels	7	8,977	7	8,977	8	10,431	8	10,431	15	19,408
GRAND TOTAL.....	223	237,470	20	17,832	243	255,302	166	149,552	79	108,069	245	257,621	488	512,923

Number of Junks, Inwards and Outwards, for the Year ended 31st December 1902.

1°. TSINGTAO.

	MARCH QUARTER.	JUNE QUARTER.	SEPTEMBER QUARTER.	DECEMBER QUARTER.	TOTAL.
Inwards.....	120	102	133	207	562
Outwards.....	126	114	123	202	565

2°. TSANGKOU.

	MARCH QUARTER.	JUNE QUARTER.	SEPTEMBER QUARTER.	DECEMBER QUARTER.	TOTAL.
Inwards.....	56	41	135	272	504
Outwards.....	69	29	129	290	517

3°. NUKU.

	MARCH QUARTER.	JUNE QUARTER.	SEPTEMBER QUARTER.	DECEMBER QUARTER.	TOTAL.
Inwards.....	45	86	56	103	290
Outwards.....	52	76	42	78	248

4°. SHATSKOU.

	MARCH QUARTER.	JUNE QUARTER.	SEPTEMBER QUARTER.	DECEMBER QUARTER.	TOTAL.
Inwards.....	300	390	690
Outwards.....	304	365	669

Number of Junks, Inwards and Outwards—*Cont^d*

5°. HUNGSHIHYAL

	MARCH QUARTER.	JUNE QUARTER.	SEPTEMBER QUARTER.	DECEMBER QUARTER.	TOTAL.
Inwards.....	13	17	29	35	94
Outwards.....	15	8	25	31	79

6°. TAPUTOU.

	MARCH QUARTER.	JUNE QUARTER.	SEPTEMBER QUARTER.	DECEMBER QUARTER.	TOTAL.
Inwards.....	106	133	96	209	544
Outwards.....	117	153	90	201	561

7°. LINGSHANWEI.

	MARCH QUARTER.	JUNE QUARTER.	SEPTEMBER QUARTER.	DECEMBER QUARTER.	TOTAL.
Inwards.....	60	35	53	74	222
Outwards.....	70	26	33	57	186

SUMMARY.

PORT.	INWARDS.	OUTWARDS.	TOTAL.
Taingtao.....	562	565	1,127
Tsangkou.....	504	517	1,021
Nuku.....	290	248	538
Shatszkou.....	690	669	1,359
Hungshihyai.....	94	79	173
Taputou.....	544	561	1,105
Lingshanwei.....	222	186	408
TOTAL.....	2,906	2,825	5,731

b.—*Under Inland Steam Navigation Rules.*

Nil.

TABLE No. II.—GROSS AND NET VALUES OF THE TRADE OF KIAOCHOW,
1900 TO 1902.

	1900.		1901.		1902.	
	NET VALUES.	GROSS VALUES.	NET VALUES.	GROSS VALUES.	NET VALUES.	GROSS VALUES.
	<i>Hk. Tā</i>	<i>Hk. Tā</i>	<i>Hk. Tā</i>	<i>Hk. Tā</i>	<i>Hk. Tā</i>	<i>Hk. Tā</i>
FOREIGN GOODS.						
Imported from Foreign Countries and Hongkong	158,598		2,527,609		3,678,690	
Imported from Chinese Ports.....	471,919		902,578		2,167,039	
Total Foreign Imports.....		630,517		3,430,187		5,845,729
Re-exported to Foreign Countries and Hongkong...	
Re-exported to Chinese Ports (chiefly to North- eastern Shantung and Northern Kiangsu).....	...		684		335	
Total Foreign Re-exports.....			684		335	
Net Total Foreign Imports.....	630,517		3,429,503		5,845,394	
NATIVE PRODUCE.						
Imported (chiefly from Shanghai, Ningpo, Foo- chow, and Kiangsu Junk Ports).....		2,233,092		2,564,325		2,261,104
Re-exported to Foreign Countries.....		2,323	
Re-exported to Chinese Ports.....	11,033		24,778		28,925	
Total Native Re-exports.....	11,033		24,778		31,248	
Net Total Native Imports.....	2,222,059		2,539,547		2,229,856	
Native Produce of local origin Exported to Foreign Countries.....	32,282		18,370		102,949	
Native Produce of local origin Exported to Chinese Ports.....	1,072,292		2,743,500		2,166,443	
Total Exports of local origin...		1,104,574		2,761,870		2,269,392
Gross Value of the Trade of the Port.....		3,968,183		8,756,382		10,376,225
Net Value of the Trade of the Port, i.e., Foreign and Native Imports less Re-exports, and Native Exports of local origin.....	3,957,150		8,730,920		10,344,642	

TABLE No. III.—TRADE IN FOREIGN GOODS.—Imports and Re-exports.

DESCRIPTION OF GOODS.	Classifier of Quantity.	IMPORTS FROM FOREIGN COUNTRIES AND HONGKONG.		IMPORTS FROM CHINESE PORTS.		RE-EXPORTS TO FOREIGN COUNTRIES AND HONGKONG.		RE-EXPORTS TO CHINESE PORTS.		NET TOTAL IMPORTS.	
		Quantity.	Value.	Quantity.	Value.	Quantity.	Value.	Quantity.	Value.	Quantity.	Value.
COTTON GOODS:—											
Shirtings, Grey	Pieces	1,680	Hk. \$4,200	76,841	Hk. \$192,103	78,521	Hk. \$196,303
" White	"	600	2,100	11,608	40,629	12,208	42,729
White Irishes	"	205	615	205	615
Shirtings, White, Brocaded	"	834	2,085	834	2,085
White Cotton Lenos	"	80	200	80	200
Shirtings, Dyed	"	1,315	4,603	1,315	4,603
T-Cloths, 32 inches	"	504	832	31,984	52,773	32,488	53,605
" Japanese, 32 inches	"	16,469	37,056	2,378	5,350	18,847	42,406
Drills, English	"	211	682	211	682
" American	"	1,873	5,993	21,861	69,956	23,734	75,949
Jeans, English	"	1,632	6,528	1,632	6,528
" Dutch	"	10	30	10	30
" American	"	240	900	1,727	6,476	1,967	7,376
Sheetings, English	"	850	5,525	850	5,525
" Indian	"	200	640	200	640
" American	"	780	2,652	64,334	218,735	65,114	221,387
" Japanese	"	1	3	1	3
Chintzes and Furnitures	"	660	1,320	1,345	2,690	2,005	4,010
Cotton Prints	"	5,867	11,734	5,867	11,734
Printed T-Cloths	"	120	240	6,748	13,496	6,868	13,736
" Cotton Twills	"	1,792	4,480	1,792	4,480
Turkey Red Shirtings	"	9,618	24,046	9,618	24,046
" " T-Cloths	"	372	744	372	744
Cotton Lastings	"	13,384	73,613	13,384	73,613
" Italians	"	1,250	7,500	23,644	141,864	24,894	149,364
Dyed Drills	"	266	798	266	798
Cotton Checks, Dyed	"	5	10	5	10
" Figures, "	"	1	5	1	5
" Crimps	"	15	108	145	322	160	430
" " Japanese	"	240	209	193	222	433	431
Velvets	"	388	2,716	388	2,716
Cambrics	"	200	140	200	140
Lawns	"	1,799	1,259	1,799	1,259
Muslins	"	1,216	1,216	1,216	1,216
Handkerchiefs, Cotton	Dozens	239	119	239	119
Towels	"	10	5	4,351	1,503	4,361	1,508
Blankets, Cotton	Pieces	256	127	3,901	2,577	4,157	2,704
Cottonades	"	43	121	43	121
Cotton Spanish Stripes	"	1,156	3,434	1,156	3,434
" Flannel	"	489	1,356	489	1,356
" " Japanese	"	1	2	25	65	26	67
" Cretonne	"	66	224	66	224
Japanese Cotton Cloth	"	10	30	54	112	64	142
" " Crape	"	60	36	541	642	601	678
Mosquito Netting	"	105	265	105	265
Cotton Yarn, English	Piculs	34	1,176	34	1,176
" " Indian	"	516	12,900	12,748	318,702	13,264	331,602
" " Japanese	"	37,429	1,085,442	22,970	666,110	60,399	1,751,552
" Thread	"	4	551	4	551
WOOLLEN GOODS:—											
Camlets, English	Pieces	10	90	10	90
Lastings	"	311	3,732	311	3,732
Long Ells	"	49	343	49	343
Spanish Stripes	"	223	4,572	223	4,572
Cloth, Broad	"	3	173	16	920	19	1,093
" " Russian	"	13	272	13	272
Blankets	"	65	64	157	245	222	309

TABLE No. III.—TRADE IN FOREIGN GOODS.—Imports and Re-exports—Cont^d

DESCRIPTION OF GOODS.	Classifier of Quantity.	IMPORTS FROM FOREIGN COUNTRIES AND HONGKONG.		IMPORTS FROM CHINESE PORTS.		RE-EXPORTS TO FOREIGN COUNTRIES AND HONGKONG.		RE-EXPORTS TO CHINESE PORTS.		NET TOTAL IMPORTS.		
		Quantity.	Value.	Quantity.	Value.	Quantity.	Value.	Quantity.	Value.	Quantity.	Value.	
WOOLLEN GOODS, continued:—												
Union or Pancho Cloth.....	Pieces	...	Hk. Fa	137	Hk. Fa	2,672	137	Hk. Fa	2,672
Italian Cloth.....	"	13	...	130	13	...	130
Woolen Yarn.....	Piculs	2	...	169	2	...	169
MISCELLANEOUS PIECE GOODS:—												
Silk and Cotton Mixtures...	Pieces	82	1,174	158	1,379	240	2,553	
Woolen & Cotton Mixtures	"	8	120	1	3	9	123	
Plush.....	"	2	47	2	47	
METALS:—												
Iron, Nail-rod.....	Piculs	115	354	115	354	
" Bar.....	"	107	426	107	426	
" Hoop.....	"	99	178	99	178	
" Sheets.....	"	5	43	5	43	
" Wire.....	"	19	150	19	150	
Old Iron Cart Tires.....	"	51	102	51	102	
" " Horseshoes.....	"	2,740	5,442	2,074	3,298	29	57	4,785	8,683	
" " Hoops.....	"	98	74	98	74	
" " Scraps.....	"	318	441	318	441	
Iron Nails.....	"	62	361	62	361	
" Anchors.....	"	2	9	2	9	
Ironware, Unclassed.....	"	10	45	10	45	
Tin, in Slabs.....	"	6	392	6	392	
Lead, in Pigs.....	"	50	301	50	301	
" " Sheets.....	"	93	273	93	273	
Copper, Sheets.....	"	2	204	3	15	10	219	
" Old.....	"	13	168	13	168	
Yellow Metal, Sheets.....	"	18	400	18	400	
Brass Wire.....	"	2	48	2	48	
" Plates.....	"	188	6,761	188	6,761	
Steel Bars.....	"	191	1,171	191	1,171	
" Mild, Cuttings.....	"	70	155	70	155	
White Metal Wire.....	"	6	288	6	288	
German Silver.....	"	6	392	6	392	
Nickel.....	"	2	172	2	172	
Zinc, Sheets.....	"	68	180	68	180	
Wire Netting and Gauze.....	Value	8	8	
SUNDRIES:—												
Bags, Gunny.....	Pieces	10,950	792	1,500	180	9,450	612	
Betel-nuts.....	Piculs	102	863	102	863	
Building Materials.....	Value	...	601	...	2,185	2,786	
Buttons, Brass.....	Gross	26,317	7,886	8,455	2,426	34,772	10,312	
Candles.....	Piculs	6	94	35	593	41	687	
Cassia Lignea.....	"	99	1,791	99	1,791	
Cement.....	"	346	346	746	746	1,092	1,092	
Cigarettes.....	Value	...	270	...	15,576	15,846	
Cigars.....	"	795	795	
Clocks.....	Pieces	36	101	384	961	420	1,062	
Clothing.....	Value	556	556	
Coal.....	Tons	2,538	15,301	1,428	8,827	3,966	24,128	
Dyes and Colours:—												
Aniline.....	Value	22,365	22,365	
Indigo, Chemical.....	Piculs	258	12,900	412	20,600	670	33,500	
Logwood Extract.....	"	4	60	191	2,513	195	2,573	
Flour.....	"	1,125	3,938	5	17	1,130	3,955	

TABLE No. III.—TRADE IN FOREIGN GOODS.—Imports and Re-exports—Cont^d

DESCRIPTION OF GOODS.	Classifier of Quantity.	IMPORTS FROM FOREIGN COUNTRIES AND HONGKONG.		IMPORTS FROM CHINESE PORTS.		RE-EXPORTS TO FOREIGN COUNTRIES AND HONGKONG.		RE-EXPORTS TO CHINESE PORTS.		NET TOTAL IMPORTS.	
		Quantity.	Value.	Quantity.	Value.	Quantity.	Value.	Quantity.	Value.	Quantity.	Value.
SUNDRIES, continued:—											
Glass, Window.....	Boxes	606	2,649	443	1,850	1,049	4,499
Hardware.....	Value	1,034	1,034
Lamps.....	"	392	392
Lead, White.....	Piculs	119	1,006	120	1,118	239	2,124
Looking-glasses.....	Pieces	8,448	516	14,387	994	22,835	1,510
Matches, Wood, European.....	Gross	1,325	1,123	1,325	1,123
" " Japan.....	"	310,596	65,919	94,749	20,106	300	72	405,045	85,953
Medicines.....	Piculs	130	1,127	130	1,127
" " " "	Value	1,126	1,126
Milk, Condensed, in Tins.....	Dozens	3	5	523	785	526	790
Mining Materials.....	Value	...	109,761	109,761
Musical Instruments.....	"	571	571
Needles.....	Mille	2,000	340	36,145	7,697	38,145	8,037
Oil, Kerosene, American.....	Gall.	395,220	63,243	67,013	10,773	160	26	462,073	73,990
" " Sumatra.....	"	26,665	3,639	26,665	3,639
" Paper, 1st Quality.....	Piculs	78	1,165	78	1,165
Pepper, Black.....	"	91	2,280	91	2,280
Railway Plant and Materials.....	Value	...	2,198,159	2,198,159
Rattans.....	Piculs	11	57	222	1,108	233	1,165
Soap.....	Value	...	156	...	1,092	1,248
Soda.....	Piculs	82	415	274	995	356	1,410
Stores, Household.....	Value	...	81	...	52,095	52,176
Sugar, Brown.....	Piculs	3,412	13,400	3,448	13,761	6,860	27,161
" White.....	"	1,055	5,284	1,834	9,528	2,889	14,812
" Candy.....	"	535	3,993	301	2,239	836	6,142
Thread, Gold, Imitation.....	"	4	1,319	4	1,319
" Silver, ".....	"	3	801	3	801
Umbrellas, Cotton, Japanese.....	Pieces	360	120	1,947	581	2,307	701
Watches.....	"	508	934	508	934
Wine.....	Value	...	77	...	13,578	13,655
Sundries, Unenumerated.....	"	...	190	...	20,681	20,871
TOTAL.....	Hk. Ts	...	3,678,690	...	2,167,039	335	...	5,845,394

SUMMARY.

IMPORTS from Great Britain	<i>Hk. Tā</i>	4,363
" " Hongkong	"	33,889
" " United States of America	"	73,494
" " Continent of Europe, Russia excepted...	"	2,352,377
" " Japan	"	1,214,567
Total from Foreign Countries	<i>Hk. Tā</i>	3,678,690
Imports from Chinese Ports	"	2,167,039
TOTAL FOREIGN IMPORTS	<i>Hk. Tā</i>	5,845,729
RE-EXPORTS to North-eastern Shantung Ports (by } Junks).....	<i>Hk. Tā</i>	278
" " South-western Shantung Ports (by } Junks).....	"	57
Total to Chinese Ports	<i>Hk. Tā</i>	335
TOTAL FOREIGN RE-EXPORTS	<i>Hk. Tā</i>	335
NET TOTAL FOREIGN IMPORTS	<i>Hk. Tā</i>	5,845,394

TABLE No. IV.—TRADE IN NATIVE PRODUCE.—Imports and Re-exports.

DESCRIPTION OF GOODS.	Classifier of Quantity.	IMPORTS FROM CHINESE PORTS.		RE-EXPORTS TO CHINESE PORTS.		RE-EXPORTS TO FOREIGN COUNTRIES AND HONGKONG.		NET TOTAL IMPORTS.	
		Quantity.	Value.	Quantity.	Value.	Quantity.	Value.	Quantity.	Value.
			<i>Hk. Ta</i>		<i>Hk. Ta</i>		<i>Hk. Ta</i>		<i>Hk. Ta</i>
Alum, White.....	<i>Piculs</i>	2,680	5,359	13	26	2,667	5,333
Arsenic.....	"	452	4,522	452	4,522
Bags, Gunny.....	<i>Pieces</i>	29,085	2,093	29,085	2,093
Hemp.....	"	49,043	3,950	49,043	3,950
Bamboo Brooms.....	"	546,514	17,477	546,514	17,477
Canes.....	"	1,094,535	2,818	8,530	64	1,086,005	2,754
Poles.....	"	6,395	693	6,395	693
Split.....	<i>Piculs</i>	5,177	11,212	5,177	11,212
Bamboos, Large.....	<i>Pieces</i>	46,325	13,031	260	78	46,065	12,953
Bambooware.....	<i>Piculs</i>	92	697	92	697
Barley.....	"	265	796	265	796
Beancake.....	"	18,049	18,049	3,175	3,175	14,874	14,874
Beans, Black.....	"	2,985	6,865	120	276	2,865	6,589
Green.....	"	3,136	7,212	554	1,273	2,582	5,939
White and Yellow.....	"	34,486	79,318	1,104	2,539	33,382	76,779
Miscellaneous.....	"	2,640	6,073	396	911	2,244	5,162
Books, Printed.....	"	508	15,253	508	15,253
Chinaware, Coarse.....	"	14,752	95,893	13	86	14,739	95,807
Chopsticks.....	<i>Pairs</i>	513,120	2,067	513,120	2,067
Cloth, Native.....	<i>Piculs</i>	160	7,607	5	232	155	7,375
Clothing, Old.....	"	957	5,565	2	8	955	5,557
Coal.....	<i>Tons</i>	238	2,500	238	2,500
Cotton, Raw.....	<i>Piculs</i>	26,012	416,174	4	58	26,008	416,116
with Seed.....	"	4,050	44,045	4	47	4,046	44,004
Bed-quilts.....	"	6,866	9,269	6,866	9,269
Old, and Rags.....	"	2,251	16,842	6	23	2,245	16,819
Yarn, Shanghai *.....	"	4,265	115,154	4,265	115,154
Dates, Black.....	"	110	770	110	770
Red.....	"	144	863	144	863
Fans, Paper.....	<i>Pieces</i>	133,029	3,337	133,029	3,337
Firewood.....	<i>Piculs</i>	953	953	953	953
Fish, Salt.....	"	1,232	6,155	3	15	1,229	6,140
Furniture.....	<i>Value</i>	...	1,396	1,396
Garlic.....	<i>Piculs</i>	3,289	4,111	37	46	3,252	4,065
Ginger, Fresh.....	"	2,842	4,408	9	18	2,833	4,390
Grasscloth, Fine.....	"	25	5,592	25	5,592
Coarse.....	"	217	13,005	4	221	213	12,784
Ground-nuts.....	"	302	1,207	210	840	92	367
Hemp.....	"	808	5,659	38	263	770	5,396
Hides, Cow.....	"	199	2,997	199	2,997
Indigo, Liquid.....	"	177	887	177	887
Ink, China.....	"	43	1,719	43	1,719
Iron Pans.....	"	418	1,643	418	1,643
Isinglass.....	"	122	1,648	122	1,648
Jute.....	"	2,347	9,390	78	310	2,269	9,080
Lampblack.....	"	486	979	486	979
Lead, White.....	"	362	3,974	362	3,974
Yellow.....	"	43	518	43	518
Lime.....	"	836	419	7	4	829	415
Lung-ngan Pulp.....	"	42	628	42	628
Maize.....	"	392	784	64	128	328	656
Mats, Rush.....	<i>Pieces</i>	9,545	1,527	9,545	1,527
Matting.....	<i>Rolls</i>	82,321	1,938	430	8	81,891	1,930
Medicines.....	<i>Piculs</i>	3,052	20,694	4	10	3,048	20,684
Millet.....	"	702	1,405	702	1,405
Nutgalls.....	"	39	729	39	729
Oil, Ground-nut.....	"	180	1,260	1,208	8,456
Wood.....	"	1,770	9,736	18	97	1,752	9,639
Paper, 1st Quality.....	"	1,086	16,290	22	327	1,064	15,963

* Steam Factory product.

TABLE No. IV.—TRADE IN NATIVE PRODUCE.—Imports and Re-exports—Cont^d.

DESCRIPTION OF GOODS.	Classifier of Quantity.	IMPORTS FROM CHINESE PORTS.		RE-EXPORTS TO CHINESE PORTS.		RE-EXPORTS TO FOREIGN COUNTRIES AND HONGKONG.		NET TOTAL IMPORTS.	
		Quantity.	Value.	Quantity.	Value.	Quantity.	Value.	Quantity.	Value.
			<i>Hk. Ta.</i>		<i>Hk. Ta.</i>		<i>Hk. Ta.</i>		<i>Hk. Ta.</i>
Paper, 2nd Quality	<i>Piculs</i>	16,169	105,096	24	156	16,145	104,940
" Joss	"	57,291	916,666	86	1,384	57,205	915,282
Peel, Orange	"	106	1,170	106	1,170
Pipes, White Metal	<i>Pieces</i>	843	532	843	532
Pottery	<i>Piculs</i>	2,422	6,056	2	4	2,420	6,052
Prawns and Shrimps, Dried	"	3,978	5,106	3	63	3,975	5,043
Preserves	"	295	2,653	295	2,653
Reeds	"	798	798	798	798
Rice	"	3,033	6,825	42	95	2,991	6,730
Samshu	"	578	3,175	33	183	545	2,992
Seed, Sesamum	"	343	2,057	2	14	341	2,043
Shoes, Silk	<i>Pairs</i>	1,703	1,191	1,703	1,191
Shrimp Paste	<i>Piculs</i>	644	666	644	666
Silk Piece Goods	"	2	1,148	2	1,148
Soda	"	412	1,599	18	73	394	1,526
Straw	"	1,290	1,290	1,290	1,290
" Braid	"	143	5,364	81	3,041	62	2,323
Sugar, Brown	"	9,787	39,143	166	663	9,621	38,480
" White	"	2,901	14,507	4	21	2,897	14,486
" Candy	"	255	1,914	1	8	254	1,906
Tallow, Animal	"	145	1,160	145	1,160
Tea Dust	"	443	1,326	1	2	442	1,324
" Leaf	"	637	6,365	2	20	635	6,345
Timber, Beams, Soft-wood	<i>Pieces</i>	720	2,368	720	2,368
" Planks, "	"	7,238	8,163	330	330	6,908	7,833
Tobacco, Leaf	<i>Piculs</i>	207	2,064	207	2,064
" Prepared	"	73	1,423	1	15	72	1,408
Turmeric	"	276	1,104	276	1,104
Wheat	"	264	528	1,115	2,230
Wood, Poles	<i>Pieces</i>	26,941	60,705	30	69	26,911	60,636
" Coffin	"	547	1,506	547	1,506
" T'an-mu	<i>Piculs</i>	3,146	3,148	35	35	3,111	3,113
" Unclassed	"	427	785	427	785
Woodware	"	190	975	190	975
Sundries, Unenumerated	<i>Value</i>	...	15,373	...	986	14,387
TOTAL	<i>Hk. Ta.</i>		2,261,104		28,925		2,323		2,238,754
Excess of Re-export above Import of Ground-nut Oil and Wheat during the year..... <i>Hk. Ta.</i>									8,898
NET TOTAL..... <i>Hk. Ta.</i>									2,229,856

SUMMARY.

IMPORTS from Northern Ports (by Steamers).....	<i>Hk. Ts</i>	10,748
" " Central Ports (by Steamers).....	"	246,718
" " Southern Ports (by Steamers).....	"	330
" " North-eastern Shantung Ports (by } Junks).....	"	97,807
" " South-western Shantung Ports (by } Junks).....	"	14,358
" " Northern Kiangsu Ports (by Junks)....	"	246,330
" " Southern Kiangsu Ports (by Junks)....	"	446,817
" " Chehkiang Ports (by Junks).....	"	884,570
" " Fuhkien Ports (by Junks).....	"	313,426
Total from Chinese Ports	<i>Hk. Ts</i>	2,261,104
TOTAL NATIVE IMPORTS.....	<i>Hk. Ts</i>	2,261,104
RE-EXPORTS to Northern Ports (by Steamers).....	<i>Hk. Ts</i>	221
" " Central Ports (by Steamers).....	"	3,192
" " North-eastern Shantung Ports (by } Junks.....	"	6,195
" " South-western Shantung Ports (by } Junks).....	"	1,101
" " Northern Kiangsu Ports (by Junks)...	"	2,181
" " Southern Kiangsu Ports (by Junks)...	"	358
" " Chehkiang Ports (by Junks).....	"	2,188
" " Fuhkien Ports (by Junks).....	"	13,489
Total to Chinese Ports	<i>Hk. Ts</i>	28,925
RE-EXPORTS to Continent of Europe, Russia excepted	<i>Hk. Ts</i>	3,323
Total to Foreign Countries.....	<i>Hk. Ts</i>	2,323
TOTAL NATIVE RE-EXPORTS.....	<i>Hk. Ts</i>	31,248
NET TOTAL NATIVE IMPORTS.....	<i>Hk. Ts</i>	2,229,856

TABLE No. V.—TRADE IN NATIVE PRODUCE.—Exports and Re-exports.

DESCRIPTION OF GOODS.	Classifier of Quantity.	EXPORTS TO FOREIGN COUNTRIES.		EXPORTS TO HONGKONG.		EXPORTS TO CHINESE PORTS.		TOTAL RE-EXPORTS TO FOREIGN COUNTRIES, HONGKONG, AND CHINESE PORTS.		TOTAL EXPORTS (including Re-exports).	
		Quantity.	Value.	Quantity.	Value.	Quantity.	Value.	Quantity.	Value.	Quantity.	Value.
			Hk. Pts		Hk. Pts		Hk. Pts		Hk. Pts		Hk. Pts
Almonds.....	Piculs	57	1,707	290	8,700	347	10,407
Beancake.....	4,613	4,613	3,175	3,175	7,788	7,788
Beans, Black.....	120	276	120	276
" Green.....	971	2,234	4,805	9,699	554	1,273	6,330	13,206
" White and Yellow.....	7,436	17,103	1,104	2,539	8,540	19,642
" Miscellaneous.....	376	864	396	911	772	1,775
Bristles.....	...	75	3,467	2	152	445	21,401	532	25,020
Cabbages.....	Pieces	1,327,552	33,189	1,327,552	33,189
Caps, Felt.....	664,597	34,715	664,597	34,715
Cloth, Native.....	Piculs	5	232	5	232
Cuttle-fish.....	49	814	243	3,282	292	4,096
Dates, Black.....	124	868	124	868
" Red.....	1,497	8,981	1,497	8,981
Fish, Salt.....	73	366	179	893	3	15	255	1,274
Flour.....	2,565	7,182	2,565	7,182
Fruit, Fresh:—											
Apples.....	Piculs	2,847	2,849	2,847	2,849
Crab-apples.....	8	6	2,944	2,271	2,952	2,277
Grapes.....	24	29	236	284	260	313
Pears.....	154	62	144,467	57,708	144,621	57,770
Glassware.....	193	1,928	193	1,928
Grasscloth, Coarse.....	4	221	4	221
Ground-nut Cake.....	1,584	2,059	1,584	2,059
Ground-nuts.....	1,993	7,970	24,290	97,162	210	840	26,493	105,972
Hemp.....	104	728	38	263	142	991
Hides, Cow.....	1,585	23,765	1,585	23,765
Jute.....	78	310	78	310
Lard.....	77	770	77	770
Maize.....	64	128	64	128
Medicines.....	1,570	7,088	4	10	1,574	7,098
Millet.....	2,380	4,760	2,380	4,760
Mosquito Netting.....	Pieces	1,289	895	1,289	895
Oil, Bean.....	Piculs	55,827	390,790	55,827	390,790
" Ground-nut.....	3,228	22,596	68,291	478,041	1,208	8,456	72,727	509,093
Paper, 1st Quality.....	22	327	22	327
" 2nd.....	24	156	24	156
" Joss.....	86	1,384	86	1,384
Persimmons, Dried.....	2,061	4,120	2,061	4,120
Pigs, Salted.....	No.	13,689	54,756	13,689	54,756
Potatoes, Dried.....	Piculs	1,066	971	1,066	971
Samsu.....	271	1,491	33	183	304	1,674
Seeds, Melon.....	45	270	29,110	174,661	29,155	174,931
Silk, Yellow.....	169	95,220	169	95,220
" Waste.....	804	50,278	804	50,278
" Pongees, Shantung.....	3	939	107	31,938	110	32,877
Skin (Fur) Rugs, Dog.....	Pieces	1,010	2,125	1,010	2,125
Skins (Furs), Dog.....	2,606	5,362	2,606	5,362
" Goat.....	45,494	6,857	45,494	6,857
" Weasel.....	7,238	724	7,238	724
Straw Braid.....	Piculs	1,473	55,248	90	3,367	10,134	380,037	143	5,364	11,840	444,016
Sugar, Brown.....	166	663	166	663
Tallow, Animal.....	60	482	876	7,006	936	7,488
Timber, Planks, Soft-wood.....	Pieces	330	330	330	330
Tobacco, Leaf.....	Piculs	147	1,470	147	1,470
Vermicelli.....	223	1,785	6,172	49,375	6,395	51,160
Walnuts.....	33	100	14,678	44,032	14,711	44,132
Wax, White.....	11	742	11	742
Wheat.....	12,869	25,737	1,115	2,230	13,984	27,967

TABLE No. V.—TRADE IN NATIVE PRODUCE.—Exports and Re-exports—Cont^d.

DESCRIPTION OF GOODS.	Classifier of Quantity.	EXPORTS TO FOREIGN COUNTRIES.		EXPORTS TO HONGKONG.		EXPORTS TO CHINESE PORTS.		TOTAL RE-EXPORTS TO FOREIGN COUNTRIES, HONGKONG, AND CHINESE PORTS.		TOTAL EXPORTS (including Re-exports).	
		Quantity.	Value.	Quantity.	Value.	Quantity.	Value.	Quantity.	Value.	Quantity.	Value.
			<i>Hk. \$s</i>		<i>Hk. \$s</i>		<i>Hk. \$s</i>		<i>Hk. \$s</i>		<i>Hk. \$s</i>
Wood, Poles.....	<i>Pieces</i>	20,364	988	1,408	1,439	30	69	21,802	2,496
Wool, Sheep's.....	<i>Piculs</i>	157	1,100	157	1,100
Sundries, Unenumerated.....	<i>Value</i>	...	353	...	14	...	4,414	...	1,893	...	6,674
TOTAL.....	<i>Hk. \$s</i>		60,056		42,893		2,166,443		31,248		2,300,640

SUMMARY.

To—	EXPORTS.		RE-EXPORTS.		TOTAL EXPORTS AND RE-EXPORTS.	
	<i>Hk. \$s</i>	<i>Hk. \$s</i>	<i>Hk. \$s</i>	<i>Hk. \$s</i>	<i>Hk. \$s</i>	<i>Hk. \$s</i>
Great Britain.....	847	847	...
United States of America.....	652	652	...
Philippine Islands.....	3,280	3,280	...
Continent of Europe, Russia excepted	45,205	...	2,323	...	47,528	...
Japan.....	10,072	10,072	...
Hongkong.....	42,893	42,893	...
Total to Foreign Countries.....		102,949		2,323		105,272
Northern Ports (by Steamers).....	5,761	...	221	...	5,982	...
Central Ports (by Steamers).....	696,759	...	3,192	...	699,951	...
Southern Ports (by Steamers).....	33,612	33,612	...
North-eastern Shantung Ports (by } Junks).....	99,849	...	6,195	...	106,044	...
South-western Shantung Ports (by } Junks).....	3,223	...	1,101	...	4,324	...
Northern Kiangsu Ports (by Junks)	173,011	...	2,181	...	175,192	...
Southern Kiangsu Ports (by Junks)	304,892	...	358	...	305,250	...
Chehkiang Ports (by Junks).....	575,975	...	2,188	...	578,163	...
Fuhkien Ports (by Junks).....	273,361	...	13,489	...	286,850	...
Total to Chinese Ports.....		2,166,443		28,925		2,195,368
GRAND TOTAL.....		2,269,392		31,248		2,300,640

TABLE No. VI.—TRANSIT TRADE.

Nil.

TABLE No. VII.—DUTIES.

a.—Duties paid under each Flag, for the Year ended 31st December 1902.

FLAG.	IMPORT.	EXPORT.	COAST TRADE.	TONNAGE.	TRANSIT.	OPIUM LIKIN.	TOTAL.
	<i>Hk. T\$ m. c. c.</i>	<i>Hk. T\$ m. c. c.</i>	<i>Hk. T\$ m. c. c.</i>	<i>Hk. T\$ m. c. c.</i>	<i>Hk. T\$ m. c. c.</i>	<i>Hk. T\$ m. c. c.</i>	<i>Hk. T\$ m. c. c.</i>
British	1,952.2.6.4	138.5.5.2	2,090.8.1.6
American	1,276.1.9.9	1,276.1.9.9
German	78,844.9.4.1	19,546.0.0.4	1,531.7.4.1	99,922.6.8.6
French	101.7.1.4	101.7.1.4
Russian.....	348.4.6.0	348.4.6.0
Japanese	37,420.3.8.3	199.9.9.2	37,620.3.7.5
Corean.....	2,355.6.9.0	2,355.6.9.0
Chinese	26,844.0.8.3	22,348.8.9.0	9.3.7.7	49,202.3.5.0*
On Opium.....
TOTAL.....	149,143.7.3.4	42,233.4.3.8	1,541.1.1.8	192,918.2.9.0†

† No Drawbacks marked for cash payment during the year, to be deducted from this total*Hk. T\$ Nil.*

* Not including one-fifth of Junk Dues collected as Likin, *Hk. T\$ 10,091.3.0.6.*

b.—Comparative Table of Duties collected, for the Years 1899* to 1902.

YEARS.	IMPORT (exclusive of Opium).	EXPORT (exclusive of Opium).	COAST TRADE (exclusive of Opium).	OPIUM (Import, Export, and Coast Trade).	TONNAGE.	TRANSIT.	OPIUM LIKIN.	TOTAL.
	<i>Hk. T\$ m. c. c.</i>	<i>Hk. T\$ m. c. c.</i>	<i>Hk. T\$ m. c. c.</i>	<i>Hk. T\$ m. c. c.</i>	<i>Hk. T\$ m. c. c.</i>	<i>Hk. T\$ m. c. c.</i>	<i>Hk. T\$ m. c. c.</i>	<i>Hk. T\$ m. c. c.</i>
1899*.....	18,153.1.6.4	14,057.7.9.4	294.2.1.5	36.0.0.0	96.0.0.0	32,637.1.7.3
1900.....	37,035.1.0.7	21,213.8.8.3	1,214.5.0.2	5.1.0.0	13.6.0.0	59,482.1.9.2
1901.....	74,674.0.1.6	31,631.8.3.4	931.0.0.4	51.4.3.5	126.4.0.0	107,414.6.8.9
1902.....	149,143.7.3.4	42,233.4.3.8	1,541.1.1.8	192,918.2.9.0

* Six months ended 31st December.

B.—SPECIAL TABLES.

TABLE No. 1.—IMPORT TRADE.

Comparative Table of the principal Articles of Import, for the Years 1899* to 1902.

DESCRIPTION OF GOODS.	Classifier of Quantity.	1899.*	1900.	1901.	1902.
OPIMUM:—					
Malwa.....	<i>Piculs</i>	1.80	0.17	0.52	...
Patna.....	"	1.20	...	0.06	...
Boiled.....	"	0.06 ^{7/8}	...	0.06 ^{8/16}	...
COTTON GOODS:—					
Shirtings, Grey.....	<i>Pieces</i>	774	4,001	7,420	78,521
" White.....	"	2,714	1,285	5,840	12,208
T-Cloths, 32 inches.....	"	4,182	2,875	9,650	32,488
" Japanese, 32 inches.....	"	...	1,802	6,812	18,847
Drills, American.....	"	2,435	1,273	9,071	23,734
Sheetings, American.....	"	299	5,033	25,706	65,114
Cotton Lastings.....	"	...	218	2,139	13,384
" Italians.....	"	...	1,190	7,117	24,894
" Yarn, Indian.....	<i>Piculs</i>	807	875	7,255	13,264
" " Japanese.....	"	4,033	12,440	27,925	60,399
" " Shanghai †.....	"	...	1,771	7,338	4,265
SUNDRIES:—					
Coal.....	<i>Tons</i>	93	2,822	3,334	3,966
Dyes and Colours:—					
Aniline.....	<i>Val., Hk. Tn.</i>	1,394	2,490	10,524	22,365
Indigo, Chemical.....	<i>Piculs</i>	...	10	235	670
Matches, Wood, Japan.....	<i>Gross</i>	59,188	142,708	228,990	405,045
Oil, Kerosene, American.....	<i>Gallons</i>	218,822	664,880	578,585	462,073
" " Russian.....	"	12,602	35,880
" " Sumatra.....	"	...	180	27,485	26,665
Sugar, Brown.....	<i>Piculs</i>	...	1,617	3,286	6,860
" White.....	"	...	747	2,123	2,889

Six months ended 31st December.

† Steam Factory product.

TABLE No. 2.—EXPORT TRADE.

Comparative Table of the principal Articles of Export, for the Years 1899* to 1902.

DESCRIPTION OF GOODS.	Classifier of Quantity.	1899.*	1900.	1901.	1902.
Almonds.....	<i>Piculs</i>	332	212	409	347
Bristles.....	"	205	203	288	522
Cabbages.....	<i>Pieces</i>	755,566	774,609	1,350,981	1,327,552
Caps, Felt.....	"	1,850	321,337	620,576	664,597
Ground-nuts.....	<i>Piculs</i>	13,537	11,155	30,943	26,283
Hides, Cow.....	"	119	609	1,135	1,585
Medicines.....	<i>Val., Hk. Tn.</i>	14,375	7,580	8,818	7,088
Oil, Bean.....	<i>Piculs</i>	9,285	29,161	37,093	55,827
" Ground-nut.....	"	30,090	54,803	114,680	71,519
Pears, Fresh.....	"	...	77,093	54,162	144,621
Pigs, Salted.....	<i>No.</i>	36,970	13,555	7,250	13,689
Seeds, Melon.....	<i>Piculs</i>	19,937	20,814	44,136	29,155
Silk, Yellow.....	"	8	...	26	169
" Waste.....	"	...	138	26	804

* Six months ended 31st December.

Comparative Table of the principal Articles of Export—Cont^d.

DESCRIPTION OF GOODS.	Classifier of Quantity.	1899.*	1900.	1901.	1902.
Silk Pongees, Shantung.....	<i>Piculs</i>	24	46	20	110
Skin (Fur) Rugs, Dog.....	<i>Pieces</i>	533	1,010
Skins (Furs), Dog.....	"	2,900	1,284	679	2,606
" Goat.....	"	654	16,187	15,430	45,494
Straw Braid.....	<i>Piculs</i>	222	1,870	3,435	11,697
Tallow, Animal.....	"	874	467	644	936
Vermicelli.....	"	2,714	3,270	6,773	6,395
Walnuts.....	"	7,960	17,191	18,738	14,711
Wheat.....	"	...	1,262	893	12,869

* Six months ended 31st December.

TABLE NO. 3.—VALUE OF TRADE.

Comparative Table of the Value of the Trade, for the Years 1899* to 1902.

YEARS.	IMPORTS FROM		EXPORTS TO		TOTAL IMPORTS AND EXPORTS.	RE-EXPORTS.	TREASURE AND COPPER CASH.		TRANSIT TRADE.	
	Foreign Countries.	Native Ports.	Foreign Countries.	Native Ports.			Imported.	Exported.	Inwards.	Outwards.
1899*.....	<i>Hk. Tls.</i>	<i>Hk. Tls.</i>	<i>Hk. Tls.</i>	<i>Hk. Tls.</i>	<i>Hk. Tls.</i>	<i>Hk. Tls.</i>	<i>Hk. Tls.</i>	<i>Hk. Tls.</i>	<i>Hk. Tls.</i>	<i>Hk. Tls.</i>
1899*.....	...	1,329,929	...	882,577	2,212,506	2,342	341,793	173,655
1900.....	158,598	2,705,011	32,282	1,072,392	3,968,183	11,033	1,247,831	97,359
1901.....	2,527,609	3,466,903	18,370	2,743,500	8,756,382	25,462	643,328	53,898
1902.....	3,678,690	4,428,143	102,949	2,166,443	10,376,225	31,583	582,526	328,891

* Six months ended 31st December.

TABLE NO. 4.—SHIPPING.

Comparative Table of Shipping, for the Years 1899* to 1902.

a.—Under General Regulations.

YEARS.	ENTERED INWARDS.							CLEARED OUTWARDS.						
	STEAMERS.		SAILING VESSELS.		TOTAL.		JUNKS.	STEAMERS.		SAILING VESSELS.		TOTAL.		JUNKS.
	No.	Tons.	No.	Tons.	No.	Tons.		No.	Tons.	No.	Tons.	No.	Tons.	
1899*.....	1,237	1,185
1900.....	194	216,580	10	15,310	204	231,890	2,514	190	209,060	10	15,310	200	224,370	2,190
1901.....	219	229,715	5	7,765	224	237,480	3,062	221	233,212	4	6,311	225	239,523	3,356
1902.....	236	246,325	7	8,977	243	255,302	2,906	237	247,190	8	10,431	245	257,621	2,825

* No records were procurable for Steamers and Sailing Vessels for the six months ended 31st December.

b.—Under Inland Steam Navigation Rules.

Nil.

TABLE No. 5.—TREASURE.

Treasure Imported and Exported during the Year 1902.

COUNTRIES FROM WHICH IMPORTED AND TO WHICH EXPORTED.	IMPORTS.					EXPORTS.				
	GOLD.		SILVER.		COPPER CASH.	GOLD.		SILVER.		COPPER CASH.
	In Bars.	In Bars.	In Sycee.	In Dollars.		In Bars.	In Bars.	In Sycee.	In Dollars.	
	<i>Hk. Ts.</i>	<i>Hk. Ts.</i>	<i>Hk. Ts.</i>	<i>Hk. Ts.</i>	<i>Hk. Ts.</i>	<i>Hk. Ts.</i>	<i>Hk. Ts.</i>	<i>Hk. Ts.</i>	<i>Hk. Ts.</i>	
1. FOREIGN COUNTRIES:—										
Hongkong.....	1,333	167
TOTAL: 1. FOREIGN COUNTRIES	1,333	167
2. CHINA:—										
Shanghai.....	57,000	352,760	51,024	230,412
Chefoo.....	33,542	87,972	9,667	...
Tientsin.....	36,700	50,000	840	...
TOTAL: 2. CHINA.....	93,700	436,302	51,024	318,384	10,507	...
TOTAL: 1 and 2. FOREIGN COUNTRIES AND CHINA.....	93,700	437,635	51,191	318,384	10,507	...
GRAND TOTAL.....	531,335		51,191	*	328,891		...

TABLE No. 6.—PASSENGER TRAFFIC.

(No records obtainable.)

CHUNGKING TRADE REPORT,

FOR THE YEAR 1902.

1°. LOCAL.—In spite of the disturbances and unrest in the north-west of the province during the summer, the trade for the year under review—that is, that portion of it which passes the Chungking Customs—has proved to be, on the whole, second in value only to that of 1899, the best year on record. On looking back it will be seen that this trade, since the opening of the port, has been steadily growing in importance, and what was valued at *Hk.Ts.* 8,000,000 in 1893 has for the last four years amounted to over *Hk.Ts.* 24,000,000. The drought which prevailed in the province was severely felt in this prefecture: from early in March to the beginning of August there was but little rain, and the welcome showers came just in time to prevent a total loss of the Rice crop. As it was, the price in Chungking of this necessary article of food rose from 960 cash to 1,400 cash a *tou*, and much misery resulted, though not equal to the want in many other districts where the spring crops had failed. 1902, therefore, what with drought, inundations, and epidemics, was a sorry year indeed for Szechwan; and that the trade in Imports reported showed the result it did is significant of the fact that the real mass of the people do not indulge in Foreign goods, which are only purchased by the wealthier classes. The Japanese, who, if they continue energetic, will soon have most of the Foreign Szechwan trade in their hands, have started a Match factory, built on the Japanese Concession. The Matches manufactured are the cheap sulphur kind, which are mostly sent into the Kweichow province, I believe. In November the long talked-of Ch'êng-tu minted dollars and subsidiary small silver coins were put into circulation here, and a proclamation was issued at the same time by the Viceroy ordering that a dollar be changeable at 7 mace 1 candareen Chungking silver.

2°. REVENUE.—The total collection for the year was *Hk.Ts.* 364,639, a decrease of *Hk.Ts.* 150,310 below the amount collected in the previous year. As compared with the returns of 1901, Import Duty shows an increase of *Hk.Ts.* 10,661 (due to the raising of the Foreign Import Tariff to an effective 5 per cent. *ad valorem*), and Export Duty advanced by *Hk.Ts.* 34,342; both the Import and Export Duty collections were the highest on record since the opening of the port. Coast Trade Duty shows likewise a small increase; Transit declined by *Hk.Ts.* 2,897; while there is a heavy decrease of *Hk.Ts.* 193,160 in Opium Duties. It will be seen, therefore, that the falling off in Opium Duty was alone responsible for the collection of the year being below that of 1901.

3°. FOREIGN TRADE.—Chungking has no direct Foreign trade.

4°. COAST TRADE.—(a.) *Original Shipments Coastwise.*—The total value of Exports coastwise (not including Opium) was *Hk.Ts.* 5,880,730, against *Hk.Ts.* 4,878,746 for 1901, an increase of *Hk.Ts.* 1,001,984. In view of the disturbed condition of many parts of the province during the summer and autumn, and the difficulties merchants had to convey money up country for purchases, this result is as satisfactory as it was unexpected. It is an open question, however, whether or not the distress prevailing through the failure of the Rice crop did not help somewhat by obliging producers to sell their produce at reduced prices to dealers, in order to make up by purchase the shortage in their ordinary food supply. Anyway, there was a very brisk demand from Shanghai (probably brought about by the fall in silver) for most of our staples; and at one time the number of vessels available for transport was quite

inadequate, so that much of the cargo could only be got away late in the season in boats which came from down river when the water began to fall and upward travelling became easier and quicker. Bristles advanced by 1,078 piculs over the amount exported in the previous year. The cleansing and sorting of these has now become quite a department in the business of exporters, both Chinese and Foreign. The prices obtainable were good, and the demand remained brisk, but merchants complain that they cannot get the supply to meet it. Hemp has a substantial increase of 5,068 piculs; there was a good crop, and growers had no difficulty in disposing of stocks, which, on account of quicker transport, are being shipped more frequently than formerly by chartered junks through the Foreign Customs. It is fairly safe to prophesy a larger increase in the exportation of Hemp now that farmers know of the demand, which appears to be growing year by year from Foreign markets. Cow Hides advanced from 3,570 piculs in 1901 to 7,468 piculs in 1902; there was a very good market for these both at Hankow and Shanghai, and the year was a specially profitable one to exporters, although towards the close local prices ranged higher, reaching as much as Tta 23 per picul. Medicines show an increase of Hk. Tta 173,572 in value over the exportation of the previous year; this increase may be accounted for by the fact of many large contracts being made by Native dealers in Medicines at Shanghai in anticipation of the demand when the country had really settled down again. Their judgment proved correct, and the Medicine trade has been a most profitable one this year for those concerned in it. Musk shows an increase of 3,418 taels in weight; the quantity of this article brought from Thibet is reported to have been less than in 1901, but a rise in price locally tempted holders of old stock to sell. Nutgalls have been sent down in large quantities to Hankow, but the margin for profit was small after freight and Dues were paid; shipments show an increase of 3,976 piculs over those for 1901. Raw Yellow Silk has increased by 1,511 piculs; a good demand at high rates induced a brisk and profitable trade, while the absence of the usual great heat during the summer was most beneficial to the silkworms, and a very fair season resulted. Merchants reported that the unsafe state of the roads, on account of brigandage, made it difficult to send up money for purchases, and highway robberies were frequent; had this been otherwise, a larger trade would have been shown, and there is still plenty of Silk left up country. Wild Raw Silk and Refuse Silk have also advanced in the amount shipped; but neither kind appears to gain much attention from dealers. Goat Skins have an increase of 242,244 pieces as compared with the previous year's exportation, and the gain to dealers was, on the whole, satisfactory; a brisk demand from Shanghai was maintained throughout the year. Brown Sugar is being shipped mostly through Native channels, as the Likin and charges come to much less than the Duty and freight if sent down river by chartered junks; the year's shipment shows a decrease of 2,859 piculs under that of 1901. One would think that there was an opening at Chungking for a Sugar refinery; the consumption of Sugar in the province must be enormous, and the quality sold everywhere in the shops is of the poorest and, generally, adulterated into the bargain. White Wax shipment has declined by 685 piculs, and there has been a further decrease in value; within the last seven years a fall of Tta 40 per picul has taken place in this article, which is now valued at Tta 44.30. The Wax harvest is reported to have been good, and large quantities are said to be still up country, which farmers hold hoping for better prices to be forthcoming. Sheep's Wool shows an increase of 1,453 piculs over the amount exported during the preceding year. Local values remained the same, the average being Tta 12 per picul; and had better prices been offering at Shanghai, larger shipments would have been made, as there is still plenty of Wool both at Sung-p'an and Ta-chien-lu. As was mentioned in a previous Report, the cost of transport to Chungking is at present too high; but if a cleansing

and packing establishment were opened at Sung-p'an and Ta-chien-lu, this could be greatly lowered, while the quality of the Wool could be improved. The Wool trade passing through Chungking is almost all in the hands of Foreigners, and rumour says that it is not so profitable as it undoubtedly could be made to be if properly supervised.

(b.) *Reshipments Coastwise.*—No remarks.

(c.) *Coastwise Arrivals.*—The net value of Foreign Imports was *Hk.Tts.* 12,886,075, against *Hk.Tts.* 12,598,741 for 1901, an increase of *Hk.Tts.* 287,334. Amongst Cotton Goods there was a falling off in Grey Shirtings of 1,564 pieces; White Shirtings, 17,312 pieces; American Drills, 6,902 pieces; English Sheetings, 8,644 pieces; Cotton Lastings, 4,079 pieces; Cotton Italians, 39,328 pieces; while those items which increased were White Irishes, by 3,451 pieces; Chintzes, 1,812 pieces; Plain Cotton Prints, 3,181 pieces; and Turkey Reds, 1,537 pieces. Cotton Yarn, both Indian and Japanese, shows an increase, the former by 20,852 piculs and the latter by 2,064 piculs. The Native-made article has also an increase, of 21,209 piculs. Amongst Sundries may be noticed Brass Buttons, with a decrease of 52,650 gross; Aniline Dyes, to the value of *Hk.Tts.* 2,024; and American Kerosene Oil, 3,710 gallons. The principal items which have increased are Clocks, by 2,086 pieces; Needles, 24,925 mille; and Seaweed, 5,900 piculs. The present dearness of Shirtings, combined with the increasing frequency of inferior quality goods and the durability of the cheaper Native Cotton Cloth, is said to be the reason for the falling off during the last four years in this important article of Import. The fall in the value of silver has of course to do with the enhanced prices, but it seems a pity that Manchester manufacturers have been obliged in consequence to put an inferior article on the market. There is a large quantity of Cotton Yarn in stock, and dealers appear unanimous in the opinion that it will make an appreciable difference in the 1903 consignments.

5°. *INLAND TRANSIT.*—(a.) *Inwards.*—The total value of this trade was *Hk.Tts.* 3,029,501, as compared with *Hk.Tts.* 2,601,473 in 1901. The total number of Passes issued was 6,449, as against 5,248.

(b.) *Outwards.*—No remarks.

6°. *SHIPPING.*—Chartered junks inward show a decrease in number of 18, but an increase in tonnage of 1,664 tons. Outward junks decreased by 61, with an increase in carrying capacity of 1,441 tons. During the year the Japanese Osaka Shosen Kaisha and the German firm of MELCHERS & Co. opened shipping agencies for chartered junks.

7°. *PASSENGER TRAFFIC.*—The number of passengers by chartered junks reported as having passed our Tang-chia-t'o station during the year was: inwards, 202 Foreigners and 683 Chinese; outwards, 79 Foreigners and 1,010 Chinese.

8°. *TREASURE.*—No remarks.

9°. *OPIUM.*—The abnormally small quantity of Opium shipped down river was due to scarcity brought about by an extremely bad harvest. In 1901 the figures for Szechwan Opium exported were 12,266 piculs, and for Yunnan Opium, 3,761 piculs; while during 1902 they were 4,387 and 2,004 piculs respectively. Drought caused an almost complete failure of the poppy crop in the three departments of Ch'uan-pei, Ch'uan-hsi, and Yung-ning, and it was only in seven districts of the Ch'uan-tung department that so much as a 50 per cent. result was obtained. The price at the opening of the season in Fu-chou was *Tts.* 240 to *Tts.* 270 per picul for the new local product; but at the end of the year the price had reached *Tts.* 486. Holders of the previous year's Opium sold out at great profit, and of the shipments made, 85 per cent. may be said to have been from the stock remaining over from 1901.

10°. *MISCELLANEOUS.*—The prevailing topic during the summer and autumn of the year was Boxers—whether under the name of *I-ho-ch'uan*, *Ta-tao-hui*, or *Hung-t'eng-chiao*. It is

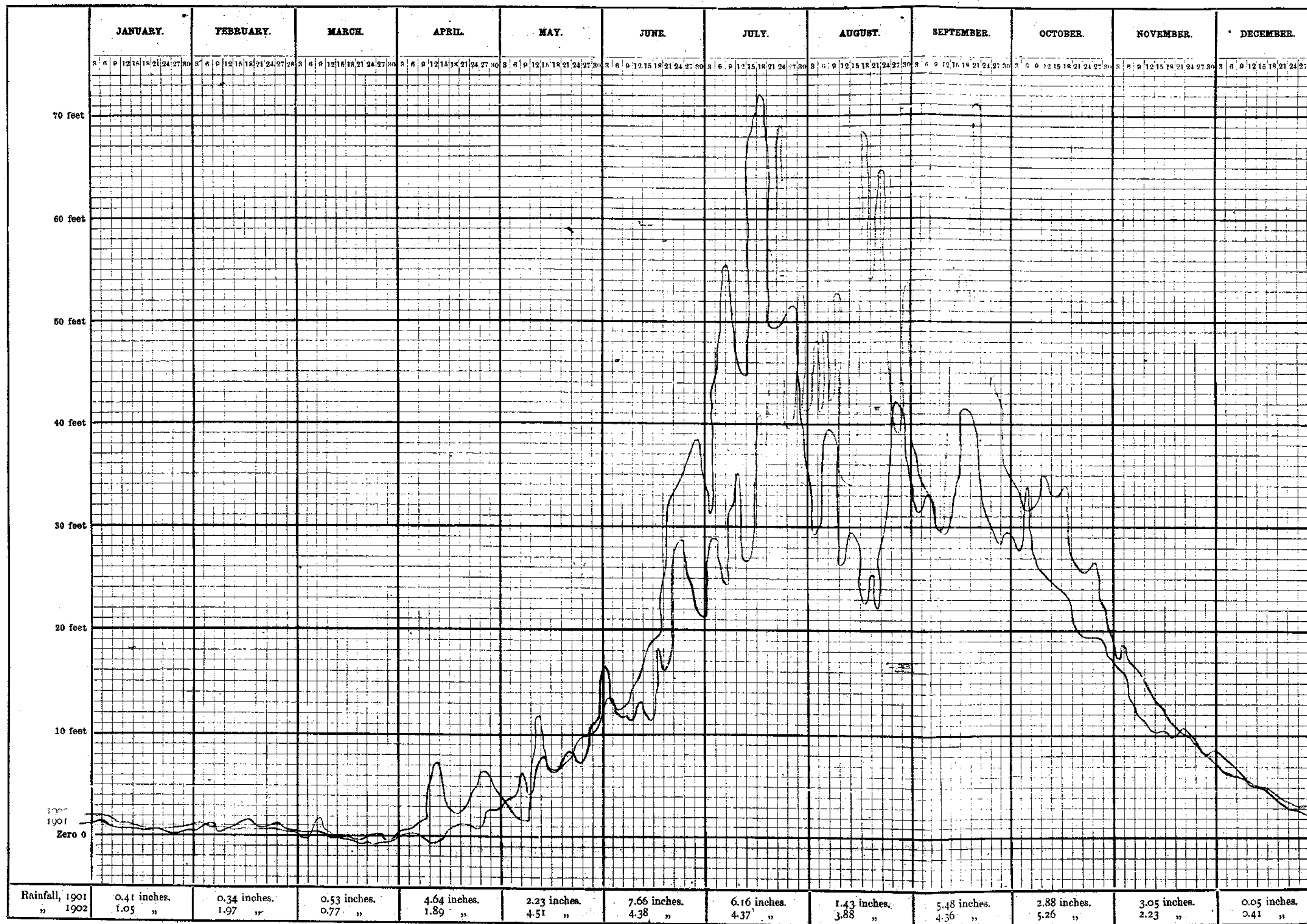
quite true that many people became proselytes of the few Boxer headmen, who have been busy holding well-attended meetings for instruction in this, to the superstitious and uneducated Chinaman, fascinating cult; but the surprising reports as to the real extent and importance of the movement have been misleading. The cause of the state of revolt into which the north-west of Szechwan was involved was the result of the drought followed by floods. This province is so densely inhabited by a population that has no other resource, but relies entirely for livelihood on the produce from small holdings, where the rich soil, helped by the usually favourable seasons, so seldom fails. When disaster in the shape of drought visits itself on these then helpless creatures, there is nothing left for the able-bodied but to migrate elsewhere; and this they did in bands, who assailed and plundered all the richer people they happened to fall in with. Here, then, was the opportunity for disbanded soldiers from Shansi and other places who had seen, and probably taken part in, the Boxer rites during the disastrous year of the great movement in the North. These men had ready listeners among the desperate starvelings, and found a means of gaining money and respect by spreading the Boxer propaganda and teaching its doctrines and exercises. They thus became the leaders of several bands of rioters, who had all to gain and nothing to lose; and although the crusade they professed was against Christians and Foreign institutions, it very soon became apparent by indiscriminate plundering that all was fish that came to their nets, and that the cloak of the patriotic Boxer was in reality the cover for murder and rapine. That the leaders and adherents of these so-called Boxers, without exception almost, were driven by want to their desperate undertaking is proved by the fact that the captures made by the officials included none but the most wretched; and further, that it was only in those districts of the province where drought had caused much misery that the movement received any support; the eastern portion of Szechwan, including the Chungking prefecture, has been free from disturbance. The Native officials have been unsparingly blamed for not showing sufficient energy in suppressing at the earlier stages the first sign of unruliness; and while this was perhaps the case in some few instances, the large majority have acted in conjunction with the better class inhabitants as promptly as the limited means at their disposal admitted of. Never during the year has there been a case recorded in the province of bodily harm being done to a Foreigner; and when one considers the number of missionaries, male and female, living in the interior, the fact alone speaks for itself. True, most, if not all, Foreigners dwell in walled cities, which helped to keep them unmolested; but it must be remembered that the officials had usually very few soldiers and no police to assist them in keeping order, and yet they were able to give protection, in spite of the hordes of fanatical Boxers, who were so continually being reported as thirsting for the blood of Europeans. That the dreaded name of Boxer, too, can cause the most inexplicable panic is fully demonstrated by what occurred at Ch'êng-tu when it was reported that that city was in a state of siege. What happened was the entrance one morning of 20 Boxers, who were promptly killed or secured. Yet it was actually said, and with all seriousness, that the provincial capital, with 400,000 inhabitants, including several thousand well-armed soldiers, was in danger of falling into the hands of the rioters—and this in spite of a Viceroy who had been able to maintain order in the really serious crisis of 1900.

W. C. HAINES WATSON,

Acting Commissioner of Customs.

CHUNGKING, 26th January 1903.

DIAGRAM SHOWING THE RISE AND FALL OF THE RIVER YANGTZE AT CHUNGKING, FOR THE YEARS 1901 AND 1902.



1901. Lowest mark, 0 foot 9 inches below zero; highest mark, 72 feet 0 inches.

1902. " " 1 " 0 " " " " " 71 " 2 "

CHUNGKING TRADE RETURNS,

FOR THE YEAR 1902.

A.—GENERAL TABLES.

TABLE No. I.—SHIPPING.

Number and Tonnage of Vessels Entered and Cleared under each Flag,
for the Year ended 31st December 1902.

a.—Under General Regulations.

FLAG.	SAILING VESSELS.													
	ENTERED INWARDS.						CLEARED OUTWARDS.						TOTAL ENTERED AND CLEARED.	
	With Cargo.		In Ballast.		TOTAL.		With Cargo.		In Ballast.		TOTAL.			
	No.	Tons.	No.	Tons.	No.	Tons.	No.	Tons.	No.	Tons.	No.	Tons.	No.	Tons.
British.....	1,151	42,081	1,151	42,081	508	14,060	508	14,060	1,659	56,141
German.....	82	3,445	82	3,445	40	1,488	40	1,488	122	4,933
French.....	1	12	1	12	1	12
Japanese.....	35	1,406	35	1,406	64	1,893	64	1,893	99	3,299
Chinese.....	197	5,274	197	5,274	263	8,890	263	8,890	460	14,164
Total Sailing Vessels	1,465	52,206	1,465	52,206	876	26,343	876	26,343	2,341	78,549

b.—Under Inland Steam Navigation Rules.

Nil.

TABLE No. II.—GROSS AND NET VALUES OF THE TRADE OF CHUNGKING
1900 TO 1902.

	1900.		1901.		1902.	
	NET VALUES.	GROSS VALUES.	NET VALUES.	GROSS VALUES.	NET VALUES.	GROSS VALUES.
	<i>Hk. Ta</i>	<i>Hk. Ta</i>	<i>Hk. Ta</i>	<i>Hk. Ta</i>	<i>Hk. Ta</i>	<i>Hk. Ta</i>
FOREIGN GOODS.						
Imported from Foreign Countries and Hongkong.....	
Imported from Chinese Ports.....	12,918,073		12,598,741		12,886,075	
Total Foreign Imports.....		12,918,073		12,598,741		12,886,075
Re-exported to Foreign Countries and Hongkong...	
Re-exported to Chinese Ports (chiefly to Ichang) ...	992		322		489	
Total Foreign Re-exports.....	992		322		489	
Net Total Foreign Imports.....	12,917,081		12,598,419		12,885,586	
NATIVE PRODUCE.						
Imported (chiefly from Ichang).....		4,541,948		2,555,333		3,156,137
Re-exported to Foreign Countries.....	
Re-exported to Chinese Ports.....		1,076	
Total Native Re-exports.....					1,076	
Net Total Native Imports.....	4,541,948		2,555,333		3,155,061	
Native Produce of local origin Exported to } Foreign Countries.....	
Native Produce of local origin Exported to } Chinese Ports.....	6,993,037		9,114,976		8,639,092	
Total Exports of local origin ...		6,993,037		9,114,976		8,639,092
Gross Value of the Trade of the Port.....		24,453,058		24,269,050		24,681,304
Net Value of the Trade of the Port, i.e., Foreign } and Native Imports less Re-exports, and Native } Exports of local origin.....	24,452,066		24,268,728		24,679,739	

TABLE No. III.—TRADE IN FOREIGN GOODS.—Imports and Re-exports.

DESCRIPTION OF GOODS.	Classifier of Quantity.	IMPORTS FROM FOREIGN COUNTRIES AND HONGKONG.		IMPORTS FROM CHINESE PORTS.		RE-EXPORTS TO FOREIGN COUNTRIES AND HONGKONG.		RE-EXPORTS TO CHINESE PORTS.		NET TOTAL IMPORTS.		
		Quantity.	Value.	Quantity.	Value.	Quantity.	Value.	Quantity.	Value.	Quantity.	Value.	
COTTON GOODS:—												
Shirtings, Grey, Plain.....	Pieces	...	Hk. Tls	320,955	Hk. Tls	1,283,820	...	Hk. Tls	...	320,955	Hk. Tls	1,283,820
" White, ".....	"	34,797	...	121,442	34,797	...	121,442
White Irishes.....	"	18,342	...	64,013	18,342	...	64,013
Shirtings, White, Figured, Brocaded, and Spotted.....	"	899	...	3,434	899	...	3,434
" Dyed, Plain.....	"	1,294	...	5,176	1,294	...	5,176
" Dyed, Figured, Brocaded, and Spotted.....	"	680	...	2,598	680	...	2,598
T-Cloths.....	"	4,633	...	9,729	4,633	...	9,729
Drills, English.....	"	480	...	1,958	480	...	1,958
" American.....	"	12,085	...	46,890	12,085	...	46,890
Jeans, English.....	"	840	...	3,192	840	...	3,192
" American.....	"	480	...	1,680	480	...	1,680
Sheetings, English.....	"	30,515	...	121,755	30,515	...	121,755
" American.....	"	7,920	...	29,938	7,920	...	29,938
Chintzes and Furnitures.....	"	3,927	...	10,249	3,927	...	10,249
Cotton Prints, Plain.....	"	15,344	...	40,048	15,344	...	40,048
Printed T-Cloths.....	"	1,070	...	2,093	1,070	...	2,093
" Cotton Twills.....	"	470	...	1,227	470	...	1,227
Turkey Red Cottons.....	"	12,885	...	34,274	12,885	...	34,274
Cotton Lastings, Plain and Figured.....	"	60,656	...	266,887	60,656	...	266,887
" Italians, Plain and Figured.....	"	66,012	...	264,048	66,012	...	264,048
" Crimps.....	"	3,451	...	8,045	3,451	...	8,045
Velvets.....	"	2,274	...	18,192	2,274	...	18,192
Velveteens.....	"	640	...	6,016	640	...	6,016
Lawns and Muslins.....	"	1,290	...	1,935	1,290	...	1,935
Handkerchiefs.....	Dozens	17,938	...	10,763	17,938	...	10,763
Towels.....	"	13,310	...	5,725	13,310	...	5,725
Blankets, Cotton.....	Pieces	1,616	...	1,675	1,616	...	1,675
Cotton Spanish Stripes.....	"	40	...	203	40	...	203
" Flannel.....	"	3,838	...	9,665	3,838	...	9,665
" Crape.....	"	4,060	...	4,872	4,060	...	4,872
Mosquito Netting.....	"	700	...	1,433	700	...	1,433
Cotton Goods, Unclassed.....	Value	4,693	4,693
" Yarn, English.....	Piculs	291	...	10,563	291	...	10,563
" " Indian.....	"	261,833	...	8,902,322	261,833	...	8,902,322
" " Japanese.....	"	4,550	...	141,045	4,550	...	141,045
WOOLLEN GOODS:—												
Camlets, English.....	Pieces	1,105	...	16,575	1,105	...	16,575
Lastings.....	"	1,469	...	15,131	1,469	...	15,131
Long Ells.....	"	5,754	...	48,909	5,754	...	48,909
Spanish Stripes.....	"	2,647	...	35,416	2,647	...	35,416
Cloth, Broad, Medium, and Habit.....	"	1,566	...	56,063	1,566	...	56,063
" Russian.....	"	632	...	22,436	632	...	22,436
Blankets.....	Pairs	77	...	386	77	...	386
Union or Poncho Cloth.....	Pieces	8	...	189	8	...	189
Italian Cloth, Plain and Figured.....	"	11,400	...	93,726	11,400	...	93,726
Woolen Goods, Unclassed.....	Value	418	418
" Yarn.....	Piculs	132	...	15,403	132	...	15,403
MISCELLANEOUS GOODS:—												
Plush.....	Pieces	528	...	10,402	528	...	10,402

TABLE No. III.—TRADE IN FOREIGN GOODS.—Imports and Re-exports—Cont^d

DESCRIPTION OF GOODS.	Classifier of Quantity.	IMPORTS FROM FOREIGN COUNTRIES AND HONGKONG.		IMPORTS FROM CHINESE PORTS.		RE-EXPORTS TO FOREIGN COUNTRIES AND HONGKONG.		RE-EXPORTS TO CHINESE PORTS.		NET TOTAL IMPORTS.	
		Quantity.	Value.	Quantity.	Value.	Quantity.	Value.	Quantity.	Value.	Quantity.	Value.
			<i>Hk. Ta</i>		<i>Hk. Ta</i>		<i>Hk. Ta</i>		<i>Hk. Ta</i>		<i>Hk. Ta</i>
METALS:—											
Iron Wire	<i>Piculs</i>	1,106	7,298	1,106	7,298
" Nails	"	399	1,704	399	1,704
Brass Wire	"	67	2,948	67	2,948
Brassware	"	18	752	18	752
Nickel	"	18	1,257	18	1,257
Metals, Unclassed	<i>Value</i>	517	517
SUNDRIES:—											
Aniseed, Star, Whole	<i>Piculs</i>	123	2,590	123	2,590
Awabi, Dried Clams, and } Shell-fish	"	48	1,320	48	1,320
Basins, Tin	<i>Gross</i>	151	3,122	151	3,122
Betel-nut Husk	<i>Piculs</i>	547	1,313	547	1,313
Betel-nuts	"	1,901	11,407	1,901	11,407
Bicho de Mar, Black	"	1,153	71,465	1,153	71,465
Birds Nests	<i>Catties</i>	441	8,012	441	8,012
Boxes, Fancy	<i>Gross</i>	2,472	4,212	2,472	4,212
Braid	<i>Value</i>	1,725	1,725
Buttons, Brass	<i>Gross</i>	87,138	40,083	87,138	40,083
" Fancy	"	33,200	11,015	33,200	11,015
Camphor	<i>Piculs</i>	31	1,480	31	1,480
Candles	<i>Value</i>	4,267	4,267
Cardamoms, Superior	<i>Piculs</i>	143	25,666	143	25,666
" Inferior	"	781	27,331	781	27,331
Cassia Lignea	"	774	23,211	774	23,211
" Twigs	"	1,745	6,386	1,745	6,386
Clocks and Watches	<i>Pieces</i>	9,693	14,374	9,693	14,374
Clothing	<i>Value</i>	3,632	3,632
Cloves	<i>Piculs</i>	209	3,721	209	3,721
Compo	"	108	5,009	108	5,009
Cuttle-fish	"	3,983	56,959	3,983	56,959
Dyes:—											
Aniline	<i>Value</i>	118,595	489	...	118,106
Picric Acid	<i>Piculs</i>	182	1,913	182	1,913
Fans, Palm-leaf, Fine	<i>Pieces</i>	474,782	5,379	474,782	5,379
" " Coarse	"	1,509,230	8,753	1,509,230	8,753
Fish Maws	<i>Piculs</i>	115	13,468	115	13,468
Galangal	"	400	1,678	400	1,678
Ginseng, Japan	"	198	16,942	198	16,942
" American, Clarified	"	133	1,594	133	1,594
Glassware	<i>Value</i>	8,072	8,072
Glue	<i>Piculs</i>	343	6,169	343	6,169
Gum Olibanum	"	381	4,041	381	4,041
Hardware	<i>Value</i>	2,628	2,628
Horns, Rhinoceros	<i>Piculs</i>	4	3,981	4	3,981
Isinglass	"	567	36,318	567	36,318
Lace	<i>Value</i>	12,991	12,991
Lamps and Burners	<i>Pieces</i>	61,385	10,745	61,385	10,745
Looking-glasses and Mirrors	"	35,367	4,201	35,367	4,201
Lung-ngan Pulp	<i>Piculs</i>	233	3,841	233	3,841
Lung-ngans, Dried	"	448	4,480	448	4,480
Machinery	<i>Value</i>	1,440	1,440
Match-making Materials:—											
Glass Powder	<i>Piculs</i>	833	1,477	833	1,477
Paper, Packing	"	234	2,124	234	2,124
Phosphorus	"	225	16,905	225	16,905
Unclassed	<i>Value</i>	2,062	2,062
Medicines	"	26,561	26,561
Milk, Condensed, in Tins	<i>Downs</i>	948	1,512	948	1,512

TABLE No. III.—TRADE IN FOREIGN GOODS.—Imports and Re-exports—Cont^d

DESCRIPTION OF GOODS.	Classifier of Quantity.	IMPORTS FROM FOREIGN COUNTRIES AND HONGKONG.		IMPORTS FROM CHINESE PORTS.		RE-EXPORTS TO FOREIGN COUNTRIES AND HONGKONG.		RE-EXPORTS TO CHINESE PORTS.		NET TOTAL IMPORTS.	
		Quantity.	Value.	Quantity.	Value.	Quantity.	Value.	Quantity.	Value.	Quantity.	Value.
SUNDRIES <i>continued</i> :—			<i>Hk. Ta</i>		<i>Hk. Ta</i>		<i>Hk. Ta</i>		<i>Hk. Ta</i>		<i>Hk. Ta</i>
Needles.....	<i>Mille</i>	186,075	33,134	186,075	33,134
Nutmegs.....	<i>Piculs</i>	40	1,593	40	1,593
Oil, Kerosene, American.....	<i>Galls.</i>	91,400	15,132	91,400	15,132
Pearls, False.....	<i>Piculs</i>	11	2,400	11	2,400
Peel, Orange.....	"	525	4,831	525	4,831
Pepper, Black.....	"	186	18,769	816	18,769
" White.....	"	67	2,866	67	2,866
Perfumery.....	<i>Value</i>	6,184	6,184
Photographic Materials.....	"	4,332	4,332
Prawns and Shrimps, Dried.....	<i>Piculs</i>	291	6,393	291	6,393
Printing Materials.....	<i>Value</i>	5,114	5,114
Putchuck.....	<i>Piculs</i>	326	5,548	326	5,548
Sandalwood.....	"	1,997	31,947	1,997	31,947
Seaweed and Agar-agar.....	"	27,190	81,570	27,190	81,570
Sharks Fins, Clarified.....	"	186	21,929	186	21,929
Silk and Cotton Ribbons.....	<i>Value</i>	39,774	39,774
Soap.....	"	13,445	13,445
Stationery.....	"	1,092	1,092
Stores, Household.....	"	14,521	14,521
Toilet Requisites.....	"	1,572	1,572
Toys.....	"	5,599	5,599
Umbrellas.....	<i>Pieces</i>	177,548	97,651	177,548	97,651
Wine.....	<i>Value</i>	6,993	6,993
Wood, Laka.....	<i>Piculs</i>	80	2,795	80	2,795
Worm Tablets, in Bottles.....	<i>Dozens</i>	1,820	1,266	1,820	1,266
Sundries, Unenumerated.....	<i>Value</i>	42,327	42,327
TOTAL.....	<i>Hk. Ta</i>	12,886,075	489	...	12,885,586

SUMMARY.

IMPORTS from Foreign Countries.....	<i>Hk. Ta</i>	<i>Nil.</i>
Imports from Chinese Ports.....	"	12,886,075
TOTAL FOREIGN IMPORTS.....	<i>Hk. Ta</i>	12,886,075
RE-EXPORTS to Yangtze Ports.....	<i>Hk. Ta</i>	489
Total to Chinese Ports.....	<i>Hk. Ta</i>	489
TOTAL FOREIGN RE-EXPORTS.....	<i>Hk. Ta</i>	489
NET TOTAL FOREIGN IMPORTS.....	<i>Hk. Ta</i>	12,885,586

TABLE No. IV.—TRADE IN NATIVE PRODUCE.—Imports and Re-exports.

DESCRIPTION OF GOODS.	Classifier of Quantity.	IMPORTS FROM CHINESE PORTS.		RE-EXPORTS TO CHINESE PORTS.		RE-EXPORTS TO FOREIGN COUNTRIES AND HONGKONG.		NET TOTAL IMPORTS.	
		Quantity.	Value.	Quantity.	Value.	Quantity.	Value.	Quantity.	Value.
			<i>Hk. Ta</i>		<i>Hk. Ta</i>		<i>Hk. Ta</i>		<i>Hk. Ta</i>
Alum, White.....	<i>Piculs</i>	1,704	3,409	1,704	3,409
Birds Nests.....	<i>Catties</i>	207	2,324	207	2,324
Books, Printed.....	<i>Piculs</i>	1,501	54,052	1,501	54,052
Brass-foil.....	"	95	3,606	95	3,606
Brassware.....	"	231	9,245	231	9,245
Buttons, Brass.....	"	176	10,573	176	10,573
Cassia Lignea.....	"	130	4,281	130	4,281
" Twigs.....	"	1,202	3,846	1,202	3,846
China-root.....	"	6,471	90,593	6,471	90,593
Chinaware, Fine.....	"	42	1,011	42	1,011
" Coarse.....	"	178	1,695	178	1,695
Cloth, Native (Nankeens).....	"	35	1,634	35	1,634
Cotton, Raw.....	"	2,390	43,027	2,390	43,027
" Ribbons.....	"	48	3,388	48	3,388
" Yarn, Chinese *.....	"	74,161	2,067,234	74,161	2,067,234
Cutlery.....	<i>Value</i>	...	1,854	1,854
Cuttle-fish.....	<i>Piculs</i>	617	8,637	617	8,637
Fan Handles.....	<i>Pieces</i>	507,178	3,897	507,178	3,897
Fans, Fancy.....	"	119,355	6,411	119,355	6,411
" Paper.....	"	1,141,101	41,079	1,141,101	41,079
" Silk.....	"	80,505	10,974	80,505	10,974
Fish, Dried and Salt.....	<i>Piculs</i>	947	9,376	947	9,376
" Glue.....	"	26	1,074	26	1,074
Flowers, Artificial.....	<i>Pairs</i>	31,217	1,859	31,217	1,859
Ginseng, Native.....	<i>Piculs</i>	16	1,077	16	1,077
Glass or Vitrified Ware.....	"	1,169	23,344	1,169	23,344
Gold Thread, Imitation.....	"	41	13,434	41	13,434
Ivoryware.....	<i>Catties</i>	272	1,985	272	1,985
Jadestoneware.....	<i>Pieces</i>	827	1,312	827	1,312
Joss Ornaments.....	<i>Pairs</i>	464,510	1,939	464,510	1,939
Leather Trunks.....	<i>Piculs</i>	33	1,404	33	1,404
Lung-ngans, Dried.....	"	292	3,206	292	3,206
Medicines.....	<i>Value</i>	...	122,036	122,036
Mirrors with Frames.....	<i>Pieces</i>	12,710	2,852	12,710	2,852
Mushrooms.....	<i>Piculs</i>	48	2,851	48	2,851
Musk.....	<i>Taels</i>	144	2,646	144	2,646
Opium Lamps.....	<i>Pieces</i>	74,829	17,659	74,829	17,659
" Pipes and Apparatus.....	"	21,762	2,538	21,762	2,538
Paper, 1st Quality.....	<i>Piculs</i>	653	23,502	653	23,502
" 2nd ".....	"	236	3,072	236	3,072
Pearls, False.....	"	55	12,274	55	12,274
Peel, Orange.....	"	158	1,424	158	1,424
Pipes, Brass.....	<i>Pieces</i>	2,937	1,327	2,937	1,327
" White Metal.....	"	13,735	10,597	13,735	10,597
Prawns and Shrimps, Dried.....	<i>Piculs</i>	755	25,683	755	25,683
Rattan Skin.....	"	128	2,489	128	2,489
Sea Blubber.....	"	2,258	11,064	2,258	11,064
Seed, Lily Flower, or Lotus-nuts.....	"	344	5,504	344	5,504
Silk Piece Goods.....	"	624	409,985	2	1,076	622	407,985
" Embroidery.....	"	2	1,229	2	1,229
" and Gold Embroidery.....	"	19	15,367	19	15,367
" Cotton Ribbons.....	<i>Value</i>	...	2,839	2,839
" Ribbons.....	<i>Piculs</i>	2	1,635	2	1,635
" " interwoven with Gold } Thread.....	"	1	1,000	1	1,000
Spectacles.....	<i>Pieces</i>	37,865	2,829	37,865	2,829
Tobacco, Prepared.....	<i>Piculs</i>	194	6,791	194	6,791
White Metalware.....	"	32	2,031	32	2,031

* Steam Factory product.

TABLE No. IV.—TRADE IN NATIVE PRODUCE.—Imports and Re-exports—Cont^d.

DESCRIPTION OF GOODS.	Classifier of Quantity.	IMPORTS FROM CHINESE PORTS.		RE-EXPORTS TO CHINESE PORTS.		RE-EXPORTS TO FOREIGN COUNTRIES AND HONGKONG.		NET TOTAL IMPORTS.	
		Quantity.	Value.	Quantity.	Value.	Quantity.	Value.	Quantity.	Value.
			<i>Hk. Ta</i>		<i>Hk. Ta</i>		<i>Hk. Ta</i>		<i>Hk. Ta</i>
Woodware	<i>Piculs</i>	66	1,769	66	1,769
Sundries, Unenumerated	<i>Value</i>	...	31,288	31,288
TOTAL	<i>Hk. Ta</i>		3,156,137		1,076				3,155,061

SUMMARY.

IMPORTS from Yangtze Ports.....*Hk. Ta* 3,156,137

Total from Chinese Ports.....*Hk. Ta* 3,156,137

TOTAL NATIVE IMPORTS.....*Hk. Ta* 3,156,137

RE-EXPORTS to Yangtze Ports.....*Hk. Ta* 1,076

Total to Chinese Ports.....*Hk. Ta* 1,076

TOTAL NATIVE RE-EXPORTS.....*Hk. Ta* 1,076

NET TOTAL NATIVE IMPORTS.....*Hk. Ta* 3,155,061

TABLE No. V.—TRADE IN NATIVE PRODUCE.—Exports and Re-exports.

DESCRIPTION OF GOODS.	Classifier of Quantity.	EXPORTS TO FOREIGN COUNTRIES.		EXPORTS TO HONGKONG.		EXPORTS TO CHINESE PORTS.		TOTAL RE-EXPORTS TO FOREIGN COUNTRIES, HONGKONG, AND CHINESE PORTS.		TOTAL EXPORTS (including Re-exports).	
		Quantity.	Value.	Quantity.	Value.	Quantity.	Value.	Quantity.	Value.	Quantity.	Value.
			Hk. Ta		Hk. Ta		Hk. Ta		Hk. Ta		Hk. Ta
Bones, Tiger	Piculs	146	10,233	146	10,233
Bristles	"	9,148	175,818	9,148	175,818
China-root	"	299	3,284	299	3,284
Coir	"	3,326	11,641	3,326	11,641
Feathers, Duck, Fowl, etc.	"	3,292	16,362	3,292	16,362
Fungus	"	1,600	39,994	1,600	39,994
" White	"	19	8,511	19	8,511
Grasscloth, Fine	"	29	1,221	29	1,221
Hams	"	191	2,486	191	2,486
Hemp	"	17,662	139,534	17,662	139,534
Hides, Cow and Buffalo	"	7,468	126,958	7,468	126,958
" Cuttings	"	1,772	5,319	1,772	5,319
Horns, Cow and Buffalo	"	2,049	11,882	2,049	11,882
Lead, in Pigs	"	4,178	26,321	4,178	26,321
" White	"	208	2,243	208	2,243
Leather	"	1,280	31,861	1,280	31,861
Lily Flowers, Dried	"	168	2,014	168	2,014
Medicines	Value	836,110	836,110
Musk	Tael	49,760	901,900	49,760	901,900
Nutgalls	Piculs	13,263	225,476	13,263	225,476
Opium, Native, Szechwan	"	4,387	1,798,604	4,387	1,798,604
" " Yunnan	"	2,004	959,758	2,004	959,758
" Dross	"	247	29,616	247	29,616
Peel, Orange	"	2,888	15,016	2,888	15,016
Rhubarb	"	8,950	152,142	8,950	152,142
" Parings	"	2,601	13,006	2,601	13,006
Safflower	"	597	29,034	597	29,034
Silk, Raw, White	"	32	7,963	32	7,963
" " Yellow	"	7,042	1,535,121	7,042	1,535,121
" " Wild	"	1,041	80,749	1,041	80,749
" Cocoons	"	47	2,120	47	2,120
" Refuse	"	1,205	24,947	1,205	24,947
" Cocoons, Refuse	"	11,420	285,726	11,420	285,726
" Piece Goods	"	20	10,721	20	10,721
" Pongees, Szechwan	"	179	45,116	179	45,116
Skins (Furs), Goat	Pieces	429,888	213,807	429,888	213,807
" " Sheep	"	27,623	5,525	27,623	5,525
Soot	Piculs	90	2,248	90	2,248
Spelter	"	504	2,913	504	2,913
Sugar, Brown	"	562	2,024	562	2,024
Tallow, Animal	"	2,403	17,544	2,403	17,544
" Vegetable	"	201	1,464	201	1,464
Tea, P'u-eh	"	46	2,223	46	2,223
Tin, Yunnan	"	271	8,408	271	8,408
Turmeric	"	17,473	70,767	17,473	70,767
Wax, White	"	9,851	472,830	9,851	472,830
" Yellow	"	68	1,982	68	1,982
Wool, Sheep's	"	18,295	256,134	18,295	256,134
Sundries, Unenumerated	Value	12,416	12,416
TOTAL	Hk. Ta	8,639,092	8,639,092

SUMMARY.

To—	EXPORTS.		RE-EXPORTS.		TOTAL EXPORTS AND RE-EXPORTS.	
	<i>Hk. Tls</i>	<i>Hk. Tls</i>	<i>Hk. Tls</i>	<i>Hk. Tls</i>	<i>Hk. Tls</i>	<i>Hk. Tls</i>
Yangtze Ports	8,639,092		...		8,639,092	
Total to Chinese Ports	8,639,092		...		8,639,092	
GRAND TOTAL	8,639,092		...		8,639,092	

TABLE No. VI.—TRANSIT TRADE.

a.—Table showing the Destinations of the various Goods forwarded under Transit Passes to the Interior during the Year 1902.

DESCRIPTION OF GOODS.	Classifier of Quantity.	SZECHWAN.		KWEICHOW.		YUNNAN.		TOTAL.	
		Quantity.	Value.	Quantity.	Value.	Quantity.	Value.	Quantity.	Value.
COTTON GOODS:—									
Shirtings, Grey, Plain.....	Pieces	56,094	Hk. Tls 224,376	...	Hk. Tls	Hk. Tls ...	56,094	224,376
" White, ".....	"	1,240	4,327	1,240	4,327
" White Irishes.....	"	50	175	50	175
T-Cloths.....	"	165	347	165	347
Drills, American.....	"	4,735	18,372	4,735	18,372
Jeanes, English.....	"	200	760	200	760
" American.....	"	1,180	4,130	1,180	4,130
Sheetings, English.....	"	2,230	8,898	2,230	8,898
" American.....	"	200	776	200	776
Cotton Prints.....	"	430	1,122	60	157	490	1,279
Turkey Red Cottons.....	"	175	466	175	466
Cotton Lastings.....	"	530	2,332	530	2,332
" Italians.....	"	820	3,280	550	2,200	1,370	5,480
Velvets.....	"	87	696	87	696
Handkerchiefs.....	Dozens	600	360	600	360
Towels.....	"	50	50	50	50
Cotton Flannel.....	Pieces	40	104	40	104
" Yarn, Indian.....	Piculs	21,328	725,169	135	4,590	111	3,774	21,575	733,533
" " Japanese.....	"	30	930	30	930
WOOLLEN GOODS:—									
Camlets, English.....	Pieces	10	150	10	150
Lastings.....	"	50	515	50	515
Long Ells.....	"	220	1,870	220	1,870
Cloth, Broad.....	"	80	2,864	6	215	86	3,079
Italian Cloth.....	"	150	1,160	150	1,160
Woolen Yarn.....	Piculs	3	351	3	351
METALS:—									
Iron Wire.....	Piculs	178	1,172	178	1,172
" Nails.....	"	15	69	15	69
Brass Wire.....	"	16	704	16	704
Nickel.....	"	7	494	7	494
SUNDRIES:—									
Bicho de Mar, Black.....	Piculs	1	62	1	62
Buttons, Fancy.....	Gross	400	111	400	111
Candles.....	Value	...	194	194
Clocks.....	Pieces	636	979	636	979
Cuttle-fish.....	Piculs	30	450	30	450
Dyes.....	Value	...	2,993	...	36	...	3,000	...	6,029
Glassware.....	Piculs	13	255	13	255
Machines, Sewing.....	Pieces	14	420	14	420
Oil, Kerosene, American.....	Gallons	44,880	6,442	300	36	45,180	6,478
Ribbons.....	Value	...	368	368
Sandalwood.....	Piculs	29	462	29	462
Sapanwood.....	"	72	286	72	286
Seaweed.....	"	91	272	29	87	120	359
Sosp.....	Value	...	726	726
Stores, Household.....	"	...	191	191
Umbrellas.....	Pieces	7,080	3,894	7,080	3,894
Wood, Laka.....	Piculs	3	94	3	94
Sundries, Unenumerated.....	Value	...	1,875	1,875
TOTAL.....	Hk. Tls	1,026,093	4,749	9,346	1,040,188
CHINESE COTTON GOODS* :—									
Cotton Yarn.....	Piculs	70,337	1,963,850	909	25,463	71,246	1,989,313
GRAND TOTAL.....	Hk. Tls	2,989,943	30,212	9,346	3,029,501

* Steam Factory products.

b.—Table showing the Provinces from which Native Goods were brought under Transit Passes during the Year 1902.

DESCRIPTION OF GOODS.	Classifier of Quantity.	SZECHWAN.	
		Quantity.	Value.
Musk.....	<i>Taels</i>	288	<i>Hk. Tls</i> 5,220
Wool, Sheep's.....	<i>Piculs</i>	150	2,097
TOTAL.....	<i>Hk. Tls</i>		7,317

c.—Table showing the Number of Passes issued for, and the Amount of Duties collected on, Foreign Goods forwarded to the Interior under Transit Passes, as divided between the various Nationalities, during the Year 1902.

QUARTER.	BRITISH.		GERMAN.		JAPANESE.		CHINESE.		TOTAL.	
	No. of Passes.	Transit Dues.	No. of Passes.	Transit Dues.	No. of Passes.	Transit Dues.	No. of Passes.	Transit Dues.	No. of Passes.	Transit Dues.
		<i>Hk. Tls m. c. c.</i>		<i>Hk. Tls m. c. c.</i>		<i>Hk. Tls m. c. c.</i>		<i>Hk. Tls m. c. c.</i>		<i>Hk. Tls m. c. c.</i>
1st quarter.....	441	3,223.7.6.5	9	24.4.5.0	20	152.0.6.4	470	3,400.2.7.9
2nd ".....	509	3,667.7.7.5	28	203.7.0.0	40	130.2.5.1	577	4,001.7.2.6
3rd ".....	110	563.8.6.4	4	47.2.5.0	15	56.3.3.9	129	667.4.5.3
4th ".....	239	2,444.4.3.4	1	0.9.0.0	36	257.2.5.0	29	127.1.2.6	305	2,829.7.1.0
TOTAL.....	1,299	9,899.8.3.8	42	276.3.0.0	36	257.2.5.0	104	465.7.8.0	1,481*	10,899.1.6.8

* Not including 4,968 Passes for Chinese Cotton Goods.

d.—Table showing the Number of Passes surrendered for, and the Amount of Duties collected on, Native Goods brought from the Interior under Transit Passes, as divided between the various Nationalities, during the Year 1902.

QUARTER.	BRITISH.		FRENCH.		TOTAL.	
	No. of Passes.	Transit Dues.	No. of Passes.	Transit Dues.	No. of Passes.	Transit Dues.
		<i>Hk. Tls m. c. c.</i>		<i>Hk. Tls m. c. c.</i>		<i>Hk. Tls m. c. c.</i>
1st quarter.....	1	2.7.0.0	1	2.7.0.0
2nd ".....	1	2.7.0.0	1	2.7.0.0
3rd ".....
4th ".....	1	26.2.0.8	1	2.7.0.0	2	28.9.0.8
TOTAL.....	1	26.2.0.8	3	8.1.0.0	4	34.3.0.8

TABLE No. VII.—DUTIES.

a.—Duties paid under each Flag, for the Year ended 31st December 1902.

FLAG.	IMPORT.	EXPORT.	COAST TRADE.	TONNAGE.	TRANSIT.	OPIUM LIKIN.	TOTAL.
	<i>Hk. Tls m.c.c.</i>	<i>Hk. Tls m.c.c.</i>	<i>Hk. Tls m.c.c.</i>	<i>Hk. Tls m.c.c.</i>	<i>Hk. Tls m.c.c.</i>	<i>Hk. Tls m.c.c.</i>	<i>Hk. Tls m.c.c.</i>
British.....	7,259.9.1.6	118,969.4.3.4	8,364.6.1.8	...	9,926.0.4.6	...	144,520.0.1.4
German.....	441.3.3.1	6,807.2.5.9	393.1.5.6	...	276.3.0.0	...	7,918.0.4.6
French.....	...	3.7.5.0	8.1.0.0	...	11.8.5.0
Japanese.....	336.9.9.2	11,669.7.8.0	301.3.7.4	...	257.2.5.0	...	12,565.3.9.6
Chinese.....	11,609.1.3.5	58,451.6.1.9	5,658.7.5.6	...	465.7.8.0	...	76,185.2.9.0
On Opium.....	...	123,439.1.7.3	123,439.1.7.3
TOTAL.....	19,647.3.7.4	319,341.0.1.5	14,717.9.0.4	...	10,933.4.7.6	...	364,639.7.6.9*

* No Drawbacks marked for cash payment during the year, to be deducted from this total.....*Hk. Tls Nil.*

b.—Comparative Table of Duties collected, for the Years 1893 to 1902.

YEARS.	IMPORT (exclusive of Opium).	EXPORT (exclusive of Opium).	COAST TRADE (exclusive of Opium).	OPIUM (Import, Export, and Coast Trade).	TONNAGE.	TRANSIT.	OPIUM LIKIN.	TOTAL.
	<i>Hk. Tls m.c.c.</i>	<i>Hk. Tls m.c.c.</i>	<i>Hk. Tls m.c.c.</i>	<i>Hk. Tls m.c.c.</i>	<i>Hk. Tls m.c.c.</i>	<i>Hk. Tls m.c.c.</i>	<i>Hk. Tls m.c.c.</i>	<i>Hk. Tls m.c.c.</i>
1893.....	2.6.8.0	116,885.8.5.0	12,056.6.2.6	52,073.6.6.3	276.6.0.0	181,295.4.1.9
1894.....	0.6.4.3	112,682.0.2.5	11,005.2.9.3	120,477.7.2.6	248.0.0.0	244,413.6.8.7
1895.....	14.6.9.1	115,486.0.4.6	5,603.3.6.8	235,576.9.0.0	356,681.0.0.5
1896.....	0.2.0.0	118,214.2.1.0	20,458.1.8.5	161,246.5.0.0	...	14,926.4.6.0	...	314,845.5.5.5
1897.....	2.7.5.4	139,403.3.3.4	22,830.4.4.5	213,732.6.0.0	...	7,761.4.9.2	...	383,730.6.2.5
1898.....	45.2.0.0	119,787.6.6.0	10,138.9.4.2	151,069.8.5.0	1.4.0.0	6,986.2.6.7	...	288,029.3.1.9
1899.....	4,436.0.4.6	159,059.6.9.4	5,405.8.0.8	313,343.1.5.0	2.1.0.0	13,093.1.6.3	...	495,339.9.6.1*
1900.....	9,810.9.6.3	119,650.7.4.1	12,707.4.8.9	218,372.3.5.1	...	16,358.2.6.8	...	376,899.8.1.2
1901.....	8,986.2.8.6	161,559.0.5.8	13,974.0.2.8	316,599.4.9.5	...	13,830.8.3.9	...	514,949.7.0.6
1902.....	19,647.3.7.4	195,901.8.4.2	14,717.9.0.4	123,439.1.7.3	...	10,933.4.7.6	...	364,639.7.6.9

* Gross receipts, the deficit in the Yangtze Coast Trade Deposit Account, amounting to *Hk. Tls 32,124.5.0.1*, not having been deducted.

B.—SPECIAL TABLES.

TABLE No. I.—IMPORT TRADE.

Comparative Table of the principal Articles of Import, for the Years 1893 to 1902.

DESCRIPTION OF GOODS.	Classifier of Quantity.	1893.	1894.	1895.	1896.	1897.	1898.	1899.	1900.	1901.	1902.
COTTON GOODS:—											
Shirtings, Grey, Plain.....	Pieces	433,732	373,050	511,455	374,542	459,394	399,346	525,012	498,060	322,519	320,955
" White, ".....	"	65,987	42,409	55,918	37,009	36,964	43,331	58,874	40,545	52,109	34,797
White Irishes.....	"										
Drills, American.....	"	2,290	2,085	5,115	6,105	10,651	12,721	8,714	3,497	18,987	12,085
Sheetings, English.....	"	10,030	4,860	14,510	18,968	24,550	19,593	49,094	44,105	39,159	30,515
Chintzes and Furnitures.....	"	3,702	1,604	1,573	3,103	2,201	3,120	4,279	1,776	2,115	3,927
Cotton Prints, Plain.....	"	29,915	19,146	26,663	33,632	26,011	6,800	14,737	13,515	12,163	15,344
Turkey Red Cottons.....	"	14,677	20,590	17,580	15,052	10,005	8,730	14,919	17,786	11,348	12,885
Cotton Lastings, Plain and Figured.....	"	22,961	17,760	33,761	33,580	24,973	36,324	59,451	93,717	64,735	60,656
" Italians, Plain and Figured.....	"	16,498	36,496	44,112	58,095	43,292	42,038	79,414	91,900	105,340	66,012
" Yarn.....	Piculs	77,702	125,118	115,254	166,676	197,352	170,034	325,192	285,902	243,467	266,674
WOOLLEN GOODS:—											
Camlets, English.....	Pieces	3,930	1,070	2,315	2,326	2,212	1,090	2,520	2,176	366	1,105
Lastings.....	"	15,711	7,459	9,881	3,231	3,630	4,928	2,730	2,391	2,835	1,469
Long Ells.....	"	7,695	6,514	9,945	6,600	5,200	5,144	8,412	7,864	7,630	5,754
Spanish Stripes.....	"	2,714	2,990	2,762	3,600	3,220	2,463	3,485	1,776	4,171	2,647
Cloth, Russian.....	"	2,201	770	1,296	1,735	1,073	646	550	790	524	632
Italian Cloth, Plain and Figured.....	"	5,812	9,507	8,884	10,096	12,602	8,986	11,543	5,002	10,655	11,400
METALS:—											
Iron Wire.....	Piculs	1,603	790	2,203	1,046	686	1,291	892	911	1,089	1,106
Quicksilver.....	"	426	33	179	228	6	70
SUNDRIES:—											
Bicho de Mar, Black.....	Piculs	847	1,063	811	1,278	1,025	834	1,015	1,091	875	1,153
Cuttle-fish.....	"	4,732	8,118	1,733	2,766	6,014	3,250	2,274	1,837	3,573	3,983
Dyes, Aniline.....	Value, Hk. Ta	77,111	67,445	86,105	89,569	67,206	99,515	145,294	172,374	120,619	118,595
Medicines.....											
Oil, Kerosene, American.....	Galls.	55,000	35,040	12,700	23,510	75,780	55,020	58,370	226,100	95,110	91,400
" Russian.....	"	4,700	35,795	...	1,000	...	17,500	2,000
Seaweed and Agar-agar.....	Piculs	15,570	26,948	25,382	15,537	23,294	34,210	9,688	16,263	21,290	27,190

TABLE No. 2.—EXPORT TRADE.

Comparative Table of the principal Articles of Export, for the Years 1893 to 1902.

DESCRIPTION OF GOODS.	Classifier of Quantity.	1893.	1894.	1895.	1896.	1897.	1898.	1899.	1900.	1901.	1902.
Bristles.....	Piculs	5,147	6,416	5,410	5,752	6,179	5,174	6,289	9,264	8,070	9,148
Feathers, Duck, Fowl, etc.....	"	2,908	2,649	3,037	2,756	3,171	3,268	3,908	5,249	3,740	3,292
Fungus.....	"	1,925	2,786	1,155	3,263	4,020	1,431	850	2,108	2,812	1,600
Hemp.....	"	9,775	8,574	9,760	12,946	13,549	9,967	9,824	3,038	12,594	17,662
Hides, Cow and Buffalo.....	"	42	80	482	3,644	2,137	2,093	3,464	5,245	3,570	7,468
Leather.....	"	1,443	1,200	1,110	1,658	1,563	1,088	1,205	1,287	918	1,280
Medicines.....	{ Value, Hk. Ta	451,919	458,156	505,091	507,900	600,056	582,467	668,453	477,078	662,538	836,110
Musk.....	Taels	52,766	51,265	49,716	53,490	52,597	46,677	42,127	31,866	46,342	49,760
Nutgalls.....	Piculs	13,592	10,972	17,317	4,745	13,549	7,806	12,700	9,381	9,287	13,263
Opium, Native, Szechwan.....	"	2,513	5,280	10,791	7,025	9,392	6,075	12,827	7,170	12,266	4,387
" " Yunnan.....	"	85	739	988	1,038	1,294	1,455	2,832	4,827	3,761	2,004
Rhubarb.....	"	6,284	6,279	5,192	4,505	6,673	9,839	8,090	6,514	5,760	8,950
Safflower.....	"	642	883	245	389	377	214	383	129	476	597
Silk, Raw, Yellow.....	"	4,560	2,989	3,522	3,271	4,566	3,149	5,976	4,144	5,531	7,042
" " Wild.....	"	398	744	639	568	931	499	530	212	695	1,041
" " Cocoons.....	"	281	303	34	278	34	5	47
" " Wild.....	"	165	448	361	308	76	67	28	63
" " Refuse.....	"	1,143	796	1,015	800	579	470	1,049	868	797	1,205
" " Cocoons, Refuse.....	"	9,832	8,416	6,193	7,748	5,280	6,644	7,068	8,545	11,346	11,420
Skins (Furs), Goat.....	Pieces	...	5,791	13,695	55,391	1,086	4,376	33,397	64,088	187,644	429,888
Sugar, Brown.....	Piculs	11,376	2,956	7,658	9,567	647	1,174	10,511	2,922	3,421	562
Wax, White.....	"	7,672	10,865	11,119	9,595	9,756	9,979	17,193	9,296	10,536	9,851
Wool, Sheep's.....	"	10,768	19,031	15,057	21,977	23,696	19,108	7,018	13,401	16,842	18,295

TABLE No. 3.—VALUE OF TRADE.

Comparative Table of the Value of the Trade, for the Years 1893 to 1902.

YEARS.	IMPORTS FROM		EXPORTS TO		TOTAL IMPORTS AND EXPORTS.	RE-EXPORTS.	TREASURE AND COPPER CASH.		TRANSIT TRADE.	
	Foreign Countries.	Native Ports.	Foreign Countries.	Native Ports.			Imported.	Exported.	Inwards.	Outwards.
	Hk. Ta	Hk. Ta	Hk. Ta	Hk. Ta	Hk. Ta	Hk. Ta	Hk. Ta	Hk. Ta	Hk. Ta	Hk. Ta
1893.....	...	5,073,998	...	3,667,235	8,741,233	337	...	207,900
1894.....	...	5,783,817	...	4,997,688	10,781,505	1,116	...	36,000
1895.....	...	6,857,133	...	6,396,743	13,253,876	104	...	4,800
1896.....	...	7,909,079	...	5,223,229	13,132,308	739	59,340	...	1,011,874	...
1897.....	...	11,220,549	...	6,751,258	17,971,807	431	...	152,300	810,117	261
1898.....	...	11,540,439	...	5,887,761	17,428,200	1,328	...	96,000	857,603	2,465
1899.....	...	16,959,902	...	8,832,775	25,792,677	24	...	84,852	1,663,674	1,656
1900.....	...	17,460,021	...	6,993,037	24,453,058	992	...	372,400	2,949,147	6,026
1901.....	...	15,154,074	...	9,114,976	24,269,050	322	...	271,800	2,601,473	...
1902.....	...	16,042,212	...	8,639,092	24,681,304	1,565	240,000	1,009,300	3,029,501	7,317

TABLE No. 4.—SHIPPING.

Comparative Table of Shipping, for the Years 1893 to 1902.

a.—Under General Regulations.

YEARS.	ENTERED INWARDS.						CLEARED OUTWARDS.					
	STEAMERS.		SAILING VESSELS.		TOTAL.		STEAMERS.		SAILING VESSELS.		TOTAL.	
	No.	Tons.	No.	Tons.	No.	Tons.	No.	Tons.	No.	Tons.	No.	Tons.
1893.....	1,034	27,922	1,034	27,922	727	11,895	727	11,895
1894.....	1,180	34,134	1,180	34,134	813	12,945	813	12,945
1895.....	1,200	36,881	1,200	36,881	917	17,237	917	17,237
1896.....	1,279	36,500	1,279	36,500	779	16,114	779	16,114
1897.....	1,444	49,036	1,444	49,036	767	19,408	767	19,408
1898.....	1	7	1,434	48,298	1,435	48,305	681	16,877	681	16,877
1899.....	1,894	76,009	1,894	76,009	1	7	1,014	24,878	1,015	24,885
1900.....	1	331	1,846	62,147	1,847	62,478	835	22,715	835	22,715
1901.....	1,483	50,542	1,483	50,542	937	24,902	937	24,902
1902.....	1,465	52,206	1,465	52,206	876	26,343	876	26,343

b.—Under Inland Steam Navigation Rules.

Nil

TABLE No. 5.—TREASURE.

Treasure Imported and Exported during the Year 1902.

COUNTRIES FROM WHICH IMPORTED AND TO WHICH EXPORTED.	IMPORTS.					EXPORTS.				
	GOLD.	SILVER.			COPPER CASH.	GOLD.	SILVER.			COPPER CASH.
		In Bars.	In Bars.	In Sycee.			In Dollars.	In Bars.	In Bars.	
	<i>Hk. Tls</i>	<i>Hk. Tls</i>	<i>Hk. Tls</i>	<i>Hk. Tls</i>	<i>Hk. Tls</i>	<i>Hk. Tls</i>	<i>Hk. Tls</i>	<i>Hk. Tls</i>	<i>Hk. Tls</i>	<i>Hk. Tls</i>
1. FOREIGN COUNTRIES.....
TOTAL: 1. FOREIGN COUNTRIES
2. CHINA:—										
Ichang.....	240,000	1,009,300
TOTAL: 2. CHINA.....	240,000	1,009,300
TOTAL: 1 and 2. FOREIGN COUNTRIES AND CHINA.....	240,000	1,009,300
GRAND TOTAL.....	240,000	1,009,300

TABLE No. 6.—PASSENGER TRAFFIC.

Passenger Traffic during the Year 1902.

PASSENGERS TO					PASSENGERS FROM			
STEAMERS.		SAILING VESSELS.			STEAMERS.		SAILING VESSELS.	
Foreigners.	Natives.	Foreigners.	Natives.		Foreigners.	Natives.	Foreigners.	Natives.
...	...	79	1,010		Ichang.....	202

ICHANG TRADE REPORT, FOR THE YEAR 1902.

1°. LOCAL.—Conditions were everywhere favourable, so far as the district itself is concerned. The Wheat, Bean, Cotton, Indian Corn, and Rice harvests were abundant, the last being what is known as a ten-tenths crop. There was some cholera in the city and neighbouring villages during the summer, but more of that obscure epidemic disease here known by the generic name of *wên-i* (瘟疫). The trade of the port, which depends on the Szechwan and Shanghai markets, was adversely affected by the failure of the Szechwan poppy crop and the fall in silver. Native Opium, taking no account of the quantities passed through the Native Customs, which show an advance, fell off as compared with the figures of the previous year by over 2 million taels. Nevertheless the value of Native produce which passed the port outwards shows a slight gain, the deficiency in Opium being redressed by increased shipments of Yellow Silk, Bristles, Hides and Horns, Musk, Wool, etc.—products which find their market in the West. Thanks to this increase, in itself a very encouraging sign, the gross value of the trade passing the port (*Hk.Tls.* 25,169,072) shows a slight improvement over the amount in the year 1901. Foreign goods imported (*Hk.Tls.* 11,703,000) remained nearly stationary, a result which under the circumstances referred to above can only be regarded as satisfactory. Exchange rates for copper cash advanced steadily during the year, being quoted at 1,282 per Haikwan tael in January and at 1,212 in December. The new copper coins of 5 and 10 cash issued by the Hupeh Mint have been eagerly taken up, the demand exceeding the supply. They are generally accepted by the taxing offices and are much appreciated at present by the people; but unless the issue of these coins, the face value of which greatly exceeds their intrinsic value, is regulated and their value as “tokens” brought into fixed legal relation with a standard coinage, they must in time depreciate and entail serious loss on the provincial treasury. The river level reached its highest (38 feet 6 inches) in September, and its lowest (11 inches below zero) in March. Junk traffic on the Upper Yangtze was carried on uninterruptedly throughout the year.

2°. REVENUE.—The Duties collected at Ichang on general cargo, which has for the most part acquitted its Dues either at Shanghai or Chungking, are insignificant, and the port depends for its Revenue entirely on Szechwan and Yunnan Opium. Of the total collection for the year—*Hk.Tls.* 430,854,—Opium Duties represented *Hk.Tls.* 402,665, as against *Hk.Tls.* 845,194 in 1901. This sudden and heavy decline is due, in a measure, to the failure of the poppy crop in Szechwan, but in a still larger degree to the increased taxation imposed on Native Opium at the close of the year 1901, the effect of which has been to drive the drug into Native channels once more.

3°. FOREIGN TRADE.—Ichang has no direct trade with Foreign countries. The Foreign goods which pass through the port to supply the Szechwan market and the small local demand are obtained at Shanghai or Hankow, and appear in our statistics first as “Coastwise Arrivals” and then as “Reshipments Coastwise” (*vide* Table No. III).

4°. COAST TRADE.—(a.) *Original Shipments Coastwise.*—These should represent the actual Exports of the district, as distinguished from the vast quantities of produce, principally

Szechwan, which pass through it and are treated in the tables as Imports and Re-exports. With the exception, however, of small quantities of Almonds, Bristles, Hemp, Charcoal, Goat Skins, Vegetable Tallow, and Varnish, which are of local origin, the goods found in the table (No. V) have reached us from Szechwan and rank as original shipments only because they found their way here through the Native Customs.

(b.) *Reshipments Coastwise.*—Under this heading are included Foreign and Native goods brought here by steamer and transhipped to chartered junks for Chungking. The Foreign goods (Table No. III) represent, therefore, Foreign Imports into Szechwan. Their aggregate value during the year amounted to *Hk.Ts.* 10,889,031, against *Hk.Ts.* 10,391,193 in 1901 and *Hk.Ts.* 10,479,156 in 1900; and this remarkable equality has been maintained apparently mainly by increased importations of Cotton Yarn at the expense of nearly every description of Piece Goods, among which only Sheetings and Italian Cloth show any progress. Shirtings, Drills, and Lastings fell off considerably. Cotton Yarn for some years past has far exceeded in value all other Imports put together, and represents *Hk.Ts.* 7,700,000 out of the total value as given above—*Hk.Ts.* 10,889,031. If we add the value of Native factory-made Cotton Yarn imported from Shanghai and Hankow, we get a total value of *Hk.Ts.* 10,000,000 for this product alone. Of this large quantity, the Indian mills supplied no less than 7½ million taels worth, and the Chinese mills, over 2 million taels; Japanese Yarn only counted for *Hk.Ts.* 267,000, but this figure shows a considerable gain on the previous year's importations. Among Sundries, Brass Buttons, Aniline Dyes, Ginseng, Japan Seaweed, and Umbrellas constitute the chief items, but the quantities are insignificant and call for no remark. Hongkong Sugar appears to be slowly and steadily finding a market in a province which was once a large producer of this commodity. Reshipments of Native goods include importations from Shanghai and the lower river ports—which must be regarded as Imports—and Szechwan Exports. Their total value for the year was *Hk.Ts.* 11,752,227, as against *Hk.Ts.* 11,656,095 in 1901 and *Hk.Ts.* 10,826,391 in 1900. Of this total, the Imports, including Native factory-made Yarn, do not contribute more than 2½ million taels, leaving the value of Szechwan Exports passed through the Foreign Customs during the year at 9½ million taels—about the same figure as in 1901. Seeing, however, that Native Opium fell off to the extent of over 2 million taels, there must have been some counterbalancing increase to produce this result. And on examining the tables (No. IV) for the past four years, we find that there was in the year 1902 a very general advance in the shipments of Szechwan products, most marked in Bristles, Hemp, Hides and Horns, Medicines, Musk, Nutgalls, Rhubarb, Yellow Silk, Wild Raw Silk, Goat Skins, and Sheep's Wool.

(c.) *Coastwise Arrivals.*—These have already been dealt with under "Reshipments Coastwise." The small differences in the quantities, allowing for goods in godown awaiting shipment, should represent the local consumption of Imports.

5°. *INLAND TRANSIT.*—The Foreign goods which find their way into the interior under Transit Pass from Ichang consist of a very few and unimportant Sundries sent to Wan-hsien, to supply the extreme eastern district of Szechwan. Native factory-made Cotton Yarn, however, which shares Foreign transit privileges, has of late been sent to Wan-hsien in considerable quantities.

6°. *SHIPPING.*—The total number of entries and clearances of steamers during the year was 366, representing a carrying capacity of 370,236 tons register, as against 348 vessels, of 305,674 tons, in 1901. Of these, 118 steamers (151,920 tons) were under the British flag, 116 steamers (133,650 tons) were under the Japanese flag, 108 steamers (60,642 tons) were under

the Chinese flag, and 24 steamers (24,024 tons) under the German flag. The total tonnage employed would have been considerably larger but for the unfortunate stranding of the Osaka Mercantile Steamship Company's steamer *Tachi Maru* in October. The vessel took the ground when the water was falling rapidly, and was only got off, at heavy expense, in January 1903. The China Merchants Steam Navigation Company's s.s. *Kweilee* was diverted from the line for a considerable period, for the conveyance of high officials, and the North-German Lloyd s.s. *Meiyu* found more profitable employment elsewhere for the greater part of the year. Still, the steamer tonnage available, in spite of all these defections, was greatly in excess of the requirements of the trade: it amounted, for vessels entered, to 185,118 tons. The tonnage of chartered junks, which carried on the goods brought by these steamers to Chungking, was 44,842 tons. The "pool" agreement between the Indo-China Steam Navigation Company, the China Navigation Company, and the China Merchants Steam Navigation Company was renewed for a further period on the Middle Yangtze under somewhat modified conditions, I understand. But co-operation in the matter of sailing dates appears to be as far off as ever, and the steamers of these companies continue to be uncertain in their movements and to arrive and depart in batches, to the great inconvenience of shippers.

7°. PASSENGER TRAFFIC.—The number of passengers travelling by steamers increased considerably, but is still not large. The figures, as shown in the special table (No. 6), are: Natives, 14,678; Foreigners, 658. The stream of missionaries bound westward showed no signs of diminution. The number of passengers that left for Chungking during the year in Native craft was 216. Only 44 returned from Szechwan.

8°. TREASURE.—The table shows that the export of Silver from Szechwan has been unusually heavy, some 2 million taels having been shipped by steamer to Hankow. The small quantities of Imports purchased by that province are paid for over and over again by its Exports, which, with the exception of Opium but including Salt, were unusually heavy during the year. One can only conclude that even this wealthy province is unable to meet the heavy obligations it shares with the rest of the Empire in the form of taxation and indemnity charges from its own resources.

9°. OPIUM.—(a.) *Foreign.*—*Nil.*

(b.) *Native.*—As anticipated in the Report for the year 1901, the extra taxation imposed on Native Opium at the close of that year has proved too heavy a burden for steamer-shipped drug, and the statistics for the year show a falling off of 9,155 piculs. The Native Customs, on the other hand, show a slight gain, in spite of a very heavy Prepared Opium tax imposed on the raw drug intended for local consumption, and which, though not levied on Opium in transit, yet subjected the latter to certain restrictions and formalities which might have been expected to deter traders and incline them to adopt the unfettered if more expensive Foreign Customs channel. The figures for the years 1901 and 1902 were as follows:—

	1901.	1902.
	Piculs.	Piculs.
Foreign Customs (steamer-shipped)	15,877	6,722
Native Customs (junk-shipped)	14,708	15,376

There is no doubt that this result was hastened by the failure of the Szechwan poppy crop in 1902. The price of the drug rose considerably, and dealers, finding themselves with little margin left for profit, were forced to adopt the cheapest route. It is equally certain, at the same time, that the tax on Szechwan Opium passed through the Foreign Customs

(Hk. Ta 84.75 per picul) is excessive and would in any case become prohibitive in no very long time. The Prepared Opium tax, though imposed only in April, produced no less than Ta 500,000 for the 10 months up to the close of the Chinese year. It amounts to about Ta 90 per picul, and is likely in the long run to act in favour of Indian Opium, which can be taxed to the same amount only, and therefore, on account of its better quality, proves far cheaper to the consumer. In the meantime it is said that many persons have given up the Opium habit, which must be a very expensive one under present conditions; this statement is not borne out, however, by the figures of the local tax office.

10°. MISCELLANEOUS.—The year was generally uneventful. No further attempt was made to test the possibilities of steam navigation on the Upper Yangtze. In January a buoy was placed to mark the south-western extremity of the I-tu Rocks, which form a difficulty for steamers between Ichang and Shasi. In September the Osaka Mercantile Steamship Company transferred its agency from the British firm of ARCHIBALD LITTLE (Chungking Trading Company) to its own representative. The offices of the company were nearly completed at the end of the year. In July the Roman Catholic Convent, with its orphanage, school, and hospital, was transferred to the spacious new buildings erected about a mile below the city. A German Consulate was opened at Ichang on the 14th July. A branch of the Imperial Post Office was opened at K'uei-chou-fu (夔州府) on the 29th December. Communication with Chungking by overland courier was regularly maintained throughout the year, with three departures weekly.

F. S. UNWIN,

Commissioner of Customs.

ICHANG, 2nd March 1903.

ICHANG TRADE RETURNS,

FOR THE YEAR 1902.

A.—GENERAL TABLES.

TABLE No. I.—SHIPPING.

Number and Tonnage of Vessels Entered and Cleared under each Flag,
for the Year ended 31st December 1902.

a.—Under General Regulations.

FLAG.	STEAMERS.													
	ENTERED INWARDS.						CLEARED OUTWARDS.						TOTAL ENTERED AND CLEARED.	
	With Cargo.		In Ballast.		TOTAL.		With Cargo.		In Ballast.		TOTAL.			
	No.	Tons.	No.	Tons.	No.	Tons.	No.	Tons.	No.	Tons.	No.	Tons.	No.	Tons.
British	59	75,960	59	75,960	59	75,960	59	75,960	118	151,920
German	12	12,012	12	12,012	12	12,012	12	12,012	24	24,024
Japanese	58	66,825	58	66,825	55	63,438	3	3,387	58	66,825	116	133,650
Chinese	52	30,183	2	138	54	30,321	52	30,183	2	138	54	30,321	108	60,642
Total Steamers.....	181	184,980	2	138	183	185,118	178	181,593	5	3,525	183	185,118	366	370,236
	SAILING VESSELS.													
Chinese	907	27,975	1,485	51,634	2,392	79,609	1,345	44,842	1,043	32,823	2,388	77,665	4,780	157,274
Total Sailing Vessels	907	27,975	1,485	51,634	2,392	79,609	1,345	44,842	1,043	32,823	2,388	77,665	4,780	157,274
GRAND TOTAL.....	1,088	212,955	1,487	51,772	2,575	264,727	1,523	226,435	1,048	36,348	2,571	262,783	5,146	527,510

b.—Under Inland Steam Navigation Rules.

Nil.

TABLE No. II.—GROSS AND NET VALUES OF THE TRADE OF ICHANG,
1900 TO 1902.

	1900.		1901.		1902.	
	NET VALUES.	GROSS VALUES.	NET VALUES.	GROSS VALUES.	NET VALUES.	GROSS VALUES.
	<i>Hk. Ts</i>	<i>Hk. Ts</i>	<i>Hk. Ts</i>	<i>Hk. Ts</i>	<i>Hk. Ts</i>	<i>Hk. Ts</i>
FOREIGN GOODS.						
Imported from Foreign Countries and Hongkong.....	
Imported from Chinese Ports.....	10,995,273		11,501,209		11,703,009	
Total Foreign Imports.....		10,995,273		11,501,209		11,703,009
Re-exported to Foreign Countries and Hongkong...	
Re-exported to Chinese Ports (chiefly to Chungking)	10,479,156		10,391,193		10,889,031	
Total Foreign Re-exports.....	10,479,156		10,391,193		10,889,031	
Net Total Foreign Imports.....	516,117		1,110,016		813,978	
NATIVE PRODUCE.						
Imported (chiefly from Chungking, Hankow, and } Shanghai).....		11,448,506		12,328,796		12,174,775
Re-exported to Foreign Countries.....	
Re-exported to Chinese Ports.....	10,826,391		11,656,095		11,752,227	
Total Native Re-exports.....	10,826,391		11,656,095		11,752,227	
Net Total Native Imports.....	822,115		672,701		422,548	
Native Produce of local origin Exported to } Foreign Countries.....	
Native Produce of local origin Exported to } Chinese Ports.....	699,838		856,238		1,291,288	
Total Exports of local origin.....		699,838		856,238		1,291,288
Gross Value of the Trade of the Port.....		23,143,617		24,686,243		25,169,072
Net Value of the Trade of the Port, i.e., Foreign } and Native Imports less Re-exports, and Native } Exports of local origin.....	1,838,070		2,638,955		2,527,814	

TABLE No. III.—TRADE IN FOREIGN GOODS.—Imports and Re-exports.

DESCRIPTION OF GOODS	Classifier of Quantity.	IMPORTS FROM FOREIGN COUNTRIES AND HONGKONG.		IMPORTS FROM CHINESE PORTS.		RE-EXPORTS TO FOREIGN COUNTRIES AND HONGKONG.		RE-EXPORTS TO CHINESE PORTS.		NET TOTAL IMPORTS.								
		Quantity.	Value.	Quantity.	Value.	Quantity.	Value.	Quantity.	Value.	Quantity.	Value.							
COTTON GOODS:—																		
Shirtings, Grey, Plain.....	Pieces	...	Hk. Ts	319,030	957,090	...	Hk. Ts	309,126	927,378	9,904	29,712							
" White, ".....	"	51,028	204,112	48,739	194,956	2,289	9,156							
" " Figured.....	"	624	1,872	624	1,872							
" Dyed, Plain.....	"	1,440	4,680	590	1,918	850	2,762							
" " Figured.....	"	1,248	3,744	1,168	3,504	80	240							
" American.....	"	2,460	7,380	2,550	7,650							
T-Cloths.....	"	2,430	6,075	2,420	6,050	10	25							
Drills, English and Indian ..	"	585	2,340	135	540	450	1,800							
" American.....	"	10,505	42,020	10,515	42,060							
Jeans, English.....	"	920	2,760	920	2,760							
" American.....	"	400	1,200	400	1,200							
Sheetings, English & Indian	"	39,721	119,163	39,149	117,447	572	1,716							
" American.....	"	6,860	20,580	5,320	15,960	1,540	4,620							
Chintzes and Furnitures.....	"	26,575	66,438	25,010	62,525	1,565	3,913							
Twills, Printed.....	"	570	1,995	360	1,260	210	735							
Turkey Red Cottons.....	"	11,364	51,138	10,623	47,704	741	3,434							
Cotton Lastings, Plain and	}	56,975	256,388	52,804	237,618	4,171	18,770							
" Figured.....		"				
" Italians, Plain and		"	61,485					338,168	60,526	332,893	959	5,275
" Figured.....	"	2,866	8,086	2,632	7,420	234	666							
" Crimps.....	"	2,015	16,120	1,862	14,896	153	1,224							
Velvets.....	"	225	1,800	223	1,784	2	16							
Velveteens.....	"	18,931	9,466	19,355	9,678							
Handkerchiefs.....	Dozens	13,120	7,872	12,757	7,654	363	218							
Towels.....	"	1,868	1,027	1,776	996	92	31							
Blankets, Cotton.....	Pieces	4,585	11,311	3,640	10,055	945	1,256							
Cotton Flannel.....	"	1,870	10,079	1,716	8,053	154	2,025							
" Goods, Unclassed.....	"	195	6,240	156	4,992	39	1,248							
" Yarn, English.....	Piculs	289,564	7,528,664	277,416	7,212,816	12,148	315,848							
" " Indian.....	"	9,921	267,867	8,469	228,663	1,452	39,204							
" " Japanese.....	"	200	53	200	53							
" Thread.....	Boxes							
WOOLLEN GOODS:—																		
Camlets, English.....	Pieces	1,500	24,000	1,120	17,920	380	6,080							
Lastings, Plain and Figured	"	1,957	19,570	1,906	19,060	51	510							
Long Ells.....	"	5,497	38,479	5,240	36,680	257	1,799							
Spanish Stripes.....	"	2,398	35,970	2,354	35,310	44	660							
Cloth, Broad, Medium, and	}	1,221	42,735	1,149	40,215	72	2,520							
" Habit.....		"				
" Russian.....		"	610					13,420	630	13,860
Blankets and Rugs.....	"	642	1,916	633	1,644	9	272							
Italian Cloth, Plain and	}	15,744	115,546	11,017	85,015	4,727	30,531							
" Figured.....		"				
Woollen Yarn.....	Piculs	119	14,875	121	15,125							
MISCELLANEOUS PIECE GOODS:—																		
Silk and Cotton Mixtures.....	Pieces	504	800	504	800							
" Seal.....	"	6	391	6	391							
Plush.....	"	578	10,423	474	9,043	104	1,380							
Satinet.....	"	56	878	56	878							
METALS:—																		
Iron, Nail-rod, Bar, and	}	477	1,908	13	42	464	1,866							
" Hoop.....		"				
" Wire.....		"	905					5,430	988	5,928
" Pig and Kentledge.....		"	336					840	336	840
" Nails.....	"	946	3,935	468	1,932	478	2,003							

TABLE No. III.—TRADE IN FOREIGN GOODS.—Imports and Re-exports—Cont^d

DESCRIPTION OF GOODS.	Classifier of Quantity.	IMPORTS FROM FOREIGN COUNTRIES AND HONGKONG.		IMPORTS FROM CHINESE PORTS.		RE-EXPORTS TO FOREIGN COUNTRIES AND HONGKONG.		RE-EXPORTS TO CHINESE PORTS.		NET TOTAL IMPORTS.	
		Quantity.	Value.	Quantity.	Value.	Quantity.	Value.	Quantity.	Value.	Quantity.	Value.
METALS, continued:—											
Tinplates.....	Piculs	...	Hk. <i>Tls</i>	101	1,010	...	Hk. <i>Tls</i>	10	100	91	910
Brass Wire.....	"	49	1,029	57	1,197
Steel.....	"	479	2,874	479	2,874
Nickel.....	"	34	2,320	30	2,060	4	260
SUNDRIES:—											
Aniseed, Star, Whole.....	Piculs	78	1,404	77	1,386	1	18
Awabi, Dried Clams, and } Shell-fish.....	"	64	1,759	44	1,338	20	421
Basins.....	Dozens	1,227	2,076	771	1,451	456	625
Betel-nut Husk.....	Piculs	633	1,899	547	1,641	86	258
Betel-nuts.....	"	2,256	15,792	2,012	14,084	244	1,708
Bicho de Mar, Black.....	"	1,086	65,160	933	28,980	153	36,180
Birds Nests, 1st Quality.....	Catties	148	4,736	98	3,136	50	1,600
" " 2nd ".....	"	302	6,040	224	4,480	78	1,560
" " 3rd ".....	"	187	1,122	58	348	129	774
Boxes, Fancy.....	Gross	2,107	3,444	1,825	3,421	282	23
Braid.....	Cartoons	18,429	5,068	14,000	2,940	4,429	2,128
Buttons, Brass.....	Gross	89,910	35,964	89,623	35,840	287	124
" Fancy.....	"	25,860	9,564	26,423	9,749
Camphor.....	Piculs	23	1,840	29	2,320
Candles.....	Value	4,042	4,172
Cardamoms, Superior.....	Piculs	101	28,280	113	31,640
" Inferior.....	"	645	16,125	641	16,025	4	100
Cassia Lignea.....	"	679	13,580	592	11,840	87	1,740
" Buds.....	"	22	396	31	558
" Twigs.....	"	1,663	8,315	1,668	8,340
Clocks and Watches.....	Pieces	9,449	15,602	9,509	16,117
Cloves.....	Piculs	342	6,156	226	4,068	116	2,088
Compoy.....	"	125	5,545	109	4,669	16	876
Cuttle-fish.....	"	2,947	47,152	3,129	50,064
Dyes, Aniline.....	Value	114,374	110,999	...	3,375
Fans, Palm-leaf, Trimmed.....	Pieces	373,316	2,986	513,449	4,108
" " Untrimmed.....	"	1,532,459	9,195	1,368,980	8,214	163,479	981
Fish Maws.....	Piculs	90	12,600	78	10,920	12	1,680
" Skins.....	"	50	1,100	55	1,210
Galangal.....	"	365	1,825	374	1,870
Ginseng, Corean.....	"	2	1,739	2	1,739
" Japan, Clarified.....	"	190	133,000	181	126,700	9	6,300
" " Broken.....	"	60	12,000	49	9,800	11	2,200
" American, Clarified.....	"	48	43,200	45	40,500	3	2,700
" " Broken.....	"	26	5,200	11	2,200	15	3,000
Glass, Window.....	Sq. feet	21,800	1,199	6,800	374	15,000	825
Glue.....	Piculs	70	700	62	620	8	80
" Cow.....	"	312	4,680	320	4,800
Gum Olibanum.....	"	374	4,114	420	5,020
Horns, Rhinoceros.....	"	3	10,500	3	10,500
Isinglass.....	"	555	30,525	511	28,105	44	2,420
Lamps and Burners.....	Pieces	104,747	9,847	109,062	10,917
Looking-glasses and Mirrors.....	"	70,552	3,639	71,805	3,982
Lung-ngan Pulp.....	Piculs	115	2,530	98	2,156	17	374
Lung-ngans, Dried.....	"	578	6,936	319	3,828	259	3,108
Machinery.....	Value	19,589	1,130	...	18,459
Mats, Tea and Straw.....	Pieces	490,626	29,437	490,626	29,437
Medicines.....	Value	20,589	18,256	...	3,333
Mushrooms.....	Piculs	11	550	11	550
Mussels, Dried.....	"	38	760	27	540	11	220
Needles.....	Mille	195,650	34,934	183,250	34,183	12,400	751
Nutmegs.....	Piculs	30	1,500	38	1,900

TABLE No. III.—TRADE IN FOREIGN GOODS.—Imports and Re-exports—Cont^d.

DESCRIPTION OF GOODS.	Classifier of Quantity.	IMPORTS FROM FOREIGN COUNTRIES AND HONGKONG.		IMPORTS FROM CHINESE PORTS.		RE-EXPORTS TO FOREIGN COUNTRIES AND HONGKONG.		RE-EXPORTS TO CHINESE PORTS.		NET TOTAL IMPORTS.		
		Quantity.	Value.	Quantity.	Value.	Quantity.	Value.	Quantity.	Value.	Quantity.	Value.	
<i>SUNDRIES, continued:—</i>												
Oil, Kerosene, American.....	Galls.	...	Hk. Ts	54,600	Hk. Ts	8,929	...	56,100	Hk. Ts	9,835	...	
" " Russian.....	"	4,800	...	690	...	2,000	...	299	2,800	
Paint, Green.....	Piculs	62	...	744	...	52	...	624	10	
Paper, 2nd Quality.....	"	549	...	4,392	...	442	...	3,536	107	
Peel, Orange.....	"	811	...	8,110	...	766	...	7,660	45	
Pepper, Black.....	"	1,116	...	24,552	...	791	...	17,402	325	
" White.....	"	57	...	2,166	...	54	...	2,052	3	
Phosphorus.....	"	256	...	19,165	...	256	...	19,165	...	
Prawns and Shrimps, Dried	"	222	...	4,440	...	179	...	3,580	43	
Putchuck.....	"	345	...	6,900	...	321	...	6,420	24	
Rattans, Split.....	"	800	...	7,200	800	
Sandalwood.....	"	2,127	...	31,905	...	1,926	...	28,890	201	
Sapanwood.....	"	95	...	475	...	211	...	1,055	...	
Seaweed and Agar-agar.....	"	28,869	...	101,042	...	20,866	...	73,031	8,003	
Sharks Fins, White.....	"	13	...	1,170	...	12	...	1,080	1	
" Clarified.....	"	170	...	34,000	...	165	...	33,000	5	
Silk and Cotton Ribbons.....	Value	76,370	53,310	...	
Soap.....	"	10,787	12,027	...	
Stores.....	"	11,984	8,331	...	
Sugar, White.....	Piculs	12,151	...	72,906	...	6	...	36	12,145	
" Candy.....	"	455	...	5,005	455	
Telegraphic Materials.....	Value	1,746	
Umbrellas.....	Pieces	73,566	...	36,783	...	76,931	...	38,466	...	
Wines and Spirits.....	Value	10,348	8,615	...	
Worm Tablets, in Bottles.....	Dozens	1,840	...	1,318	...	1,520	...	1,038	320	
Sundries, Unenumerated.....	Value	105,496	59,438	...	
TOTAL.....	Hk. Ts	11,703,009	10,889,031	...	
Excess of Re-export above Import of some articles during the year.....											Hk. Ts	18,172
NET TOTAL.....											Hk. Ts	813,978

SUMMARY.

IMPORTS from Foreign Countries.....	Hk. Ts	Nil.
Imports from Chinese Ports.....	"	11,703,009
TOTAL FOREIGN IMPORTS.....	Hk. Ts	11,703,009
RE-EXPORTS to Yangtze Ports.....	Hk. Ts	10,889,031
Total to Chinese Ports.....	Hk. Ts	10,889,031
TOTAL FOREIGN RE-EXPORTS.....	Hk. Ts	10,889,031
NET TOTAL FOREIGN IMPORTS.....	Hk. Ts	813,978

TABLE No. IV.—TRADE IN NATIVE PRODUCE.—Imports and Re-exports.

DESCRIPTION OF GOODS.	Classifier of Quantity.	IMPORTS FROM CHINESE PORTS.		RE-EXPORTS TO CHINESE PORTS.		RE-EXPORTS TO FOREIGN COUNTRIES AND HONGKONG.		NET TOTAL IMPORTS.	
		Quantity.	Value.	Quantity.	Value.	Quantity.	Value.	Quantity.	Value.
COTTON GOODS*:			<i>Hk. Tls</i>		<i>Hk. Tls</i>		<i>Hk. Tls</i>		<i>Hk. Tls</i>
Shirtings, Grey	<i>Pieces</i>	52	182	52	182
Cotton Yarn	<i>Piculs</i>	88,518	2,389,986	79,238	2,139,426	9,280	250,560
SUNDRIES:									
Almonds	<i>Piculs</i>	49	1,470	49	1,470
Alum, White	"	2,258	4,516	1,785	3,570	473	946
Bamboo Shoots, Dried	"	89	673	6	109	83	564
Bones, Tiger	"	150	4,800	147	4,704	3	96
Books, Printed	"	2,409	60,225	1,291	32,275	1,118	27,950
Brass-foil	"	58	1,914	65	2,145
Brassware	"	214	5,350	198	4,950	16	400
Bristles	"	9,092	175,132	9,141	175,816
Buttons, Brass	"	122	7,320	139	8,340
Camphor	"	17	1,360	9	720	8	640
Capoor Cutchery	"	75	600	74	592	1	8
Cassia Lignea	"	117	2,574	146	3,212
" Buds	"	45	945	16	336	29	609
" Twigs	"	1,694	11,858	1,327	7,962	367	3,896
China-root	"	6,247	99,952	6,290	100,640
Chinaware, Fine	"	45	1,125	43	1,075	2	50
" Coarse	"	211	2,110	221	2,210
Cigars	<i>Pieces</i>	149,652	744	149,652	744
Cloth, Native (Nankeens)	<i>Piculs</i>	252	10,080	33	1,320	219	8,760
Coal	<i>Tons</i>	186	793	38	163	148	630
Coir	<i>Piculs</i>	2,594	7,782	2,826	8,478
Cotton, Raw	"	2,538	43,146	2,671	45,407
" Ribbons	"	100	6,928	95	6,529	5	399
Cuttle-fish	"	937	16,866	687	12,366	250	4,500
Fans, Fancy and Silk	<i>Pieces</i>	395,280	21,278	313,359	19,602	81,921	1,676
" Paper	"	1,015,741	6,094	937,914	5,627	77,827	467
Feathers, Duck and Fowl	<i>Piculs</i>	3,123	15,606	3,066	15,008	57	598
Fish, Dried and Salt	"	995	10,945	799	8,789	196	2,156
" Roes	"	103	1,718	94	1,543	9	175
Fungus	"	1,665	36,630	1,650	36,300	15	330
" White	"	18	8,100	18	8,100
Ginseng, Native	"	3	5,325	3	5,325
" Beard, Refuse	"	26	1,601	23	1,415	3	186
Glass or Vitrified Ware	"	1,390	25,020	1,364	24,552	26	468
Gold Thread, Imitation	"	37	7,400	28	5,600	9	1,800
Grasscloth, Fine	"	38	3,040	28	2,240	10	800
Hair, Goat	"	27	540	27	540
Hams	"	216	4,320	177	3,540	39	780
Hemp	"	17,621	140,968	17,383	139,064	238	1,904
Hides, Cow and Buffalo	"	7,100	106,500	7,045	105,675	55	825
Horns, "	"	1,802	10,812	1,833	10,998
Iron Ore	"	1,680	2,000	1,680	2,000
Ironware	"	74	775	74	775
Ivoryware	<i>Catties</i>	282	2,256	204	1,632	78	624
Jadestoneware	<i>Pieces</i>	24,388	27,780	5,555	3,912	18,833	23,868
Joss Ornaments	<i>Pairs</i>	414,220	1,579	454,420	1,645
Lampblack	<i>Piculs</i>	89	2,276	88	2,232	1	44
Lamps and Burners	<i>Pieces</i>	3,326	681	563	140	2,763	541
Lead, Slabs, Yunnan	<i>Piculs</i>	2,520	20,160	2,184	17,472	336	2,688
" White	"	213	2,130	221	2,210
Leather	"	1,298	59,708	1,305	60,030
Leatherware	"	32	1,600	4	200	28	1,400
Lichees, Dried	"	144	1,728	94	1,128	50	600
Lily Flowers, Dried	"	312	2,496	264	2,112	48	384

* Steam Factory products.

TABLE No. IV.—TRADE IN NATIVE PRODUCE.—Imports and Re-exports—Cont^d.

DESCRIPTION OF GOODS.	Classifier of Quantity.	IMPORTS FROM CHINESE PORTS.		RE-EXPORTS TO CHINESE PORTS.		RE-EXPORTS TO FOREIGN COUNTRIES AND HONGKONG.		NET TOTAL IMPORTS.	
		Quantity.	Value.	Quantity.	Value.	Quantity.	Value.	Quantity.	Value.
SUNDRIES, continued:—									
Liquorice	Piculs	43	430	27	270	16	160
Lung-ngan Pulp.....	"	53	1,166	41	902	12	264
Lung-ngans, Dried.....	"	301	3,612	182	2,184	119	1,428
Mats, Tea and Straw.....	Pieces	238	143	238	143
Medicines.....	Value	...	929,362	...	935,481
Mirrors.....	Pieces	14,198	4,141	12,658	3,096	1,530	1,045
Mushrooms.....	Piculs	24	1,200	16	800	8	400
Musk.....	Tael	48,387	907,256	48,540	910,125
Nutgalls.....	Piculs	13,061	182,854	12,784	178,976	277	3,878
Opium, Native, Szechwan.....	"	4,625	1,387,435	4,556	1,366,820	69	20,615
" " Yunnan.....	"	2,096	943,096	2,100	944,808
" " Dross.....	"	246	39,147	251	39,312
" " Lamps.....	Pieces	71,757	17,122	76,625	17,908
Paints.....	Value	...	917	...	979
Paper, 1st Quality.....	Piculs	682	17,050	574	14,350	108	2,700
" 2nd ".....	"	290	2,320	256	2,048	34	272
Pearls, False.....	"	55	4,675	46	3,910	9	765
Peel, Orange.....	"	2,917	29,170	3,218	32,180
Pipes, Brass and White Metal.....	Pieces	19,419	14,216	16,070	11,555	3,349	2,661
Prawns and Shrimps, Dried.....	Piculs	667	13,340	620	12,400	47	940
Preserves and Sweetmeats.....	"	78	780	58	580	20	200
Rattan Skin.....	"	167	2,917	138	2,709	29	208
Rhubarb.....	"	8,957	218,925	8,417	210,425	540	8,500
" Broken or Refuse.....	"	2,468	12,454	2,184	10,909	264	1,545
Safflower.....	"	611	29,912	621	37,859
Samshu.....	"	164	492	60	180	104	312
Sea Blubber.....	"	2,655	12,440	2,287	10,797	368	1,643
Seed, Lily Flower, or Lotus-nuts.....	"	423	5,922	378	5,292	45	630
" Melon.....	"	218	1,308	58	348	160	960
Silk, Raw, White.....	"	22	7,480	25	8,500
" " Yellow.....	"	7,006	1,961,680	6,991	1,957,480	15	4,200
" " Wild.....	"	1,053	179,010	1,031	175,270	22	3,740
" Cocoons.....	"	8	560	5	350	3	210
" " Pierced.....	"	27	1,642	26	1,582	1	60
" Refuse.....	"	1,454	58,160	1,530	61,200
" Cocoons, Refuse.....	"	11,126	275,713	10,937	254,671	189	21,042
" Piece Goods.....	"	637	318,620	604	301,815	33	16,805
" Embroidery.....	"	204	1,224	163	978	41	246
" and Gold Embroidery.....	"	19	15,508	17	14,417	2	1,091
" Pongees, Szechwan.....	"	109	21,800	103	20,600	6	1,200
" Ribbons.....	"	1	500	1	500
" " interwoven with } Imitation Gold or } Silver Thread..... }	"	1	1,000	1	1,000
Skins (Furs), Fox, Otter, etc.....	Pieces	965	1,930	965	1,930
" " Goat.....	"	424,221	210,527	429,981	212,947
Spectacles.....	Pairs	24,375	2,456	22,532	2,072	1,843	384
Sugar, Brown.....	Piculs	588	2,352	290	1,160	298	1,192
Tallow, Animal.....	"	1,874	7,496	1,894	7,576
Tea, Green.....	"	44	1,320	37	1,110	7	210
Tin.....	"	217	7,378	272	9,248
Tin-foil.....	"	20	500	20	500
Tobacco, Leaf.....	"	63	630	11	110	52	520
" Prepared.....	"	201	3,015	153	2,295	48	720
Turmeric.....	"	15,687	47,061	16,755	50,265
Wax, White.....	"	9,540	572,400	9,538	572,280	2	120
" Yellow.....	"	125	3,750	110	3,300	15	450
White Metalware.....	"	21	1,696	17	1,439	4	257

TABLE No. IV.—TRADE IN NATIVE PRODUCE.—Imports and Re-exports—Cont^d

DESCRIPTION OF GOODS.	Classifier of Quantity.	IMPORTS FROM CHINESE PORTS.		RE-EXPORTS TO CHINESE PORTS.		RE-EXPORTS TO FOREIGN COUNTRIES AND HONGKONG.		NET TOTAL IMPORTS.	
		Quantity.	Value.	Quantity.	Value.	Quantity.	Value.	Quantity.	Value.
SUNDRIES, continued:—			<i>Hk. Ts</i>		<i>Hk. Ts</i>		<i>Hk. Ts</i>		<i>Hk. Ts</i>
Wood, Coffin.....	<i>Pieces</i>	54	1,340	54	1,340
Woodware.....	<i>Pieces</i>	34	850	34	850
Wool, Sheep's.....	<i>Value</i>	17,685	247,590	17,605	246,470	80	1,120
Sundries, Unenumerated.....	<i>Value</i>	...	55,288	...	44,904	10,384
TOTAL.....	<i>Hk. Ts</i>		12,174,775		11,752,227		...		463,824
Excess of Re-export above Import of some articles during the year.....								<i>Hk. Ts</i>	41,276
NET TOTAL.....								<i>Hk. Ts</i>	422,548

SUMMARY.

IMPORTS from Yangtze Ports.....	<i>Hk. Ts</i>	11,547,620
" " Central Ports.....	"	581,620
" " Southern Ports.....	"	45,535
Total from Chinese Ports.....	<i>Hk. Ts</i>	12,174,775
TOTAL NATIVE IMPORTS.....	<i>Hk. Ts</i>	12,174,775
RE-EXPORTS to Yangtze Ports.....	<i>Hk. Ts</i>	11,553,794
" " Central Ports.....	"	92,762
" " Southern Ports.....	"	105,671
Total to Chinese Ports.....	<i>Hk. Ts</i>	11,752,227
TOTAL NATIVE RE-EXPORTS.....	<i>Hk. Ts</i>	11,752,227
NET TOTAL NATIVE IMPORTS.....	<i>Hk. Ts</i>	422,548

TABLE No. V.—TRADE IN NATIVE PRODUCE.—Exports and Re-exports.

DESCRIPTION OF GOODS.	Classifier of Quantity.	EXPORTS TO FOREIGN COUNTRIES.		EXPORTS TO HONGKONG.		EXPORTS TO CHINESE PORTS.		TOTAL RE-EXPORTS TO FOREIGN COUNTRIES, HONGKONG, AND CHINESE PORTS.		TOTAL EXPORTS (including Re-exports).	
		Quantity.	Value.	Quantity.	Value.	Quantity.	Value.	Quantity.	Value.	Quantity.	Value.
			Hk. Fla.		Hk. Fla.		Hk. Fla.		Hk. Fla.		Hk. Fla.
Almonds.....	Piculs	49	1,470	49	1,470
Alum, White.....	"	1,785	3,570	1,785	3,570
Bamboo Shoots, Dried.....	"	6	109	6	109
Bones, Tiger.....	"	147	4,704	147	4,704
Books, Printed.....	"	9	225	1,291	32,275	1,300	32,500
Brass-foil.....	"	65	2,145	65	2,145
Brassware.....	"	198	4,950	198	4,950
Bristles.....	"	388	10,848	9,141	175,816	9,529	186,664
Buttons, Brass.....	"	139	8,340	139	8,340
Camphor.....	"	9	720	9	720
Capoor Cutchery.....	"	74	592	74	592
Cassia Lignea.....	"	146	3,212	146	3,212
" Buds.....	"	16	336	16	336
" Twigs.....	"	1,327	7,962	1,327	7,962
Charcoal.....	"	886	557	886	557
China-root.....	"	15	240	6,290	100,640	6,305	100,880
China-ware, Fine.....	"	2	20	43	1,075	45	1,095
" Coarse.....	"	221	2,210	221	2,210
Cigars.....	Pieces	149,652	744	149,652	744
Cloth, Native (Nankeens).....	Piculs	8	320	33	1,320	41	1,640
Coal.....	Tons	412	1,978	38	163	450	2,141
Coir.....	Piculs	1,225	3,675	2,826	8,478	4,051	12,153
Copper, Tribute.....	"	16,450	526,400	16,450	526,400
Cotton, Raw.....	"	2,245	38,165	2,671	45,407	4,916	83,572
" Ribbons.....	"	95	6,529	95	6,529
" Yarn *.....	"	79,238	2,139,426	79,238	2,139,426
Cuttle-fish.....	"	687	12,366	687	12,366
Fans, Fancy and Silk.....	Pieces	313,359	19,602	313,359	19,602
" Paper.....	"	1,115	6,690	937,914	5,627	939,029	12,317
Feathers, Duck and Fowl.....	Piculs	123	617	3,066	15,008	3,189	15,625
Fish, Dried and Salt.....	"	62	682	799	8,789	861	9,471
" Roes.....	"	94	1,543	94	1,543
Fungus.....	"	1,069	23,618	1,650	36,300	2,719	59,918
" White.....	"	146	18	8,100	18	8,246
Ginseng Beard, Refuse.....	"	23	1,415	23	1,415
Glass or Vitrified Ware.....	"	1,364	24,552	1,364	24,552
Gold Thread, Imitation.....	"	28	5,600	28	5,600
Grasscloth, Fine.....	"	28	2,240	28	2,240
Hair, Goat.....	"	27	540	27	540
Hams.....	"	4	80	177	3,540	181	3,620
Hemp.....	"	9,074	72,592	17,383	139,064	26,457	211,656
Hides, Cow and Buffalo.....	"	4,450	66,750	7,045	105,675	11,495	172,425
Horns, Deer, Old.....	"	2	60	2	60
" Cow and Buffalo.....	"	1,833	10,998	1,833	10,998
Ivoryware.....	Catties	204	1,632	204	1,632
Jadestoneware.....	Pieces	5,555	3,912	5,555	3,912
Joss Ornaments.....	Pairs	454,420	1,645	454,420	1,645
Lampblack.....	Piculs	498	11,439	88	2,232	586	13,671
Lamps and Burners.....	Pieces	563	140	563	140
Lead, Tribute.....	Piculs	6,000	48,000	6,000	48,000
" Slabs, Yunnan.....	"	2,184	17,472	2,184	17,472
" White.....	"	221	3,210	221	2,210
Leather.....	"	2	92	1,305	60,030	1,307	60,122
Leatherware.....	"	4	200	4	200
Lichees, Dried.....	"	94	1,128	94	1,128
Lily Flowers, Dried.....	"	264	2,112	264	2,112
Liquorice.....	"	27	270	27	270
Lung-ngan Pulp.....	"	41	902	41	902
Lung-ngans, Dried.....	"	182	2,184	182	2,184

* Steam Factory product.

TABLE No. V.—TRADE IN NATIVE PRODUCE.—Exports and Re-exports—Cont^d.

DESCRIPTION OF GOODS.	Classifier of Quantity.	EXPORTS TO FOREIGN COUNTRIES.		EXPORTS TO HONGKONG.		EXPORTS TO CHINESE PORTS.		TOTAL RE-EXPORTS TO FOREIGN COUNTRIES, HONGKONG, AND CHINESE PORTS.		TOTAL EXPORTS (including Re-exports).	
		Quantity.	Value.	Quantity.	Value.	Quantity.	Value.	Quantity.	Value.	Quantity.	Value.
			Hk. Tls		Hk. Tls		Hk. Tls		Hk. Tls		Hk. Tls
Mats, Tea and Straw.....	Pieces	800	48	800	48
Medicines.....	Value	36,156	...	935,481	...	971,637
Mirrors.....	Pieces	12,658	3,096	12,658	3,096
Mushrooms.....	Piculs	16	800	16	800
Musk.....	Taels	48,540	910,125	48,540	910,125
Nutgalls.....	Piculs	3,794	53,116	12,784	178,976	16,578	232,092
Opium, Native, Szechwan.....	"	68	4,556	1,366,820	4,556	1,366,888
" " Yunnan.....	"	201	2,100	944,808	2,100	945,009
" " Dross.....	"	251	30,312	251	30,312
" " Lamps.....	Pieces	76,625	17,908	76,625	17,908
Paints.....	Value	979	...	979
Paper, 1st Quality.....	Piculs	574	14,350	574	14,350
" 2nd.....	"	172	1,376	256	2,048	428	3,424
Pearls, False.....	"	46	3,910	46	3,910
Peel, Orange.....	"	3,218	32,180	3,218	32,180
Pipes, Brass and White Metal.....	Pieces	16,070	11,555	16,070	11,555
Prawns and Shrimps, Dried.....	Piculs	16	320	620	12,400	636	12,720
Preserves and Sweetmeats.....	"	58	580	58	580
Rattan Skin.....	"	138	2,709	138	2,709
Rhubarb.....	"	5	125	8,417	210,425	8,422	210,550
" Broken or Refuse.....	"	2,184	10,909	2,184	10,909
Rice, Duty Free.....	"	44,486	133,458	44,486	133,458
Safflower.....	"	621	37,859	621	37,859
Samsu.....	"	3	9	60	180	63	189
Sea Blubber.....	"	2,287	10,797	2,287	10,797
Seed, Lily Flower, or Lotus-nuts.....	"	378	5,292	378	5,292
" Melon.....	"	58	348	58	348
Silk, Raw, White.....	"	25	8,500	25	8,500
" " Yellow.....	"	5	1,400	6,991	1,957,480	6,996	1,958,880
" " Wild.....	"	1,031	175,270	1,031	175,270
" Cocoons.....	"	5	350	5	350
" " Pierced.....	"	26	1,582	26	1,582
" Refuse.....	"	31	1,240	1,530	61,200	1,561	62,440
" Cocoons, Refuse.....	"	128	3,211	10,937	254,671	11,065	257,882
" Piece Goods.....	"	1	490	604	301,815	605	302,305
" Embroidery.....	"	163	978	163	978
" and Gold Embroidery.....	"	17	14,417	17	14,417
" Pongees, Szechwan.....	"	103	20,600	103	20,600
" Ribbons.....	"	1	500	1	500
" Ribbons interwoven with Imitation Gold or Silver Thread.....	"	1	1,000	1	1,000
Skins (Furs), Fox, Otter, etc.....	Pieces	965	1,930	965	1,932
" " Goat.....	"	181,951	93,992	429,981	212,947	611,932	306,930
Spectacles.....	Pairs	22,532	2,072	22,532	2,079
Sugar, Brown.....	Piculs	1	4	290	1,160	291	1,162
Tallow, Animal.....	"	66	264	1,894	7,576	1,960	7,844
" Vegetable.....	"	10,375	72,625	10,375	72,620
Tea, Green.....	"	7	210	37	1,110	44	1,325
Tin.....	"	272	9,248	272	9,240
Tin-foil.....	"	20	500	20	508
Tobacco, Leaf.....	"	9	90	11	110	20	200
" Prepared.....	"	44	660	153	2,295	197	2,950
Turmeric.....	"	29	87	16,755	50,265	16,784	50,355
Varnish.....	"	2,886	72,150	2,886	72,150
Vermicelli.....	"	60	318	60	318
Wax, White.....	"	13	780	9,538	572,280	9,551	573,060
" Yellow.....	"	65	1,300	110	3,300	175	4,600
White Metalware.....	"	17	1,439	17	1,439

TABLE No. V.—TRADE IN NATIVE PRODUCE.—Exports and Re-exports—Cont^d.

DESCRIPTION OF GOODS.	Classifier of Quantity.	EXPORTS TO FOREIGN COUNTRIES.		EXPORTS TO HONGKONG.		EXPORTS TO CHINESE PORTS.		TOTAL RE-EXPORTS TO FOREIGN COUNTRIES, HONGKONG, AND CHINESE PORTS.		TOTAL EXPORTS (including Re-exports).	
		Quantity.	Value.	Quantity.	Value.	Quantity.	Value.	Quantity.	Value.	Quantity.	Value.
			<i>Hk. \$s</i>		<i>Hk. \$s</i>		<i>Hk. \$s</i>		<i>Hk. \$s</i>		<i>Hk. \$s</i>
Wood, Coffin.....	Pieces	98	798	54	1,340	152	2,138
Woodware.....	Piculs	34	850	34	850
Wool, Sheep's.....	"	17,605	246,470	17,605	246,470
Sundries, Unenumerated.....	Value	3,598	...	44,904	...	48,502
TOTAL.....	<i>Hk. \$s</i>	1,291,288	11,752,227	13,043,515

SUMMARY.

To—	EXPORTS.		RE-EXPORTS.		TOTAL EXPORTS AND RE-EXPORTS.	
	<i>Hk. \$s</i>	<i>Hk. \$s</i>	<i>Hk. \$s</i>	<i>Hk. \$s</i>	<i>Hk. \$s</i>	<i>Hk. \$s</i>
Yangtze Ports.....	1,245,992		11,553,794		12,799,786	
Central Ports.....	41,625		92,762		134,387	
Southern Ports.....	3,671		105,671		109,342	
Total to Chinese Ports.....	1,291,288	11,752,227	13,043,515
GRAND TOTAL.....	1,291,288	11,752,227	13,043,515

TABLE No. VI.—TRANSIT TRADE.

a.—Table showing the Destinations of the various Goods forwarded under Transit Passes to the Interior during the Year 1902.

DESCRIPTION OF GOODS.	Classifier of Quantity.	SZECHWAN.		DESCRIPTION OF GOODS.	Classifier of Quantity.	SZECHWAN.	
		Quantity.	Value.			Quantity.	Value.
COTTON GOODS:—			<i>Hk. Tls</i>	SUNDRIES, continued:—			<i>Hk. Tls</i>
Chintzes and Furnitures	<i>Pieces</i>	60	150	Medicines	<i>Value</i>	...	23
Cotton Italians, Plain and Figured ..	"	90	495	Seaweed	<i>Piculs</i>	188	658
" Yarn, Indian	<i>Piculs</i>	6	156	Sugar, White	"	13	78
WOOLLEN GOODS:—				Umbrellas	<i>Pieces</i>	300	150
Cloth, Broad, Medium, and Habit...	<i>Pieces</i>	6	210	Sundries, Unenumerated	<i>Value</i>	...	102
SUNDRIES:—				TOTAL	<i>Hk. Tls</i>	...	2,767
Bambooware	<i>Piculs</i>	1	25	CHINESE COTTON GOODS * :—			
Bicho de Mar, Black	"	6	360	Cotton Yarn	<i>Piculs</i>	5,932	160,164
Cassia Twigs	"	8	40	GRAND TOTAL	<i>Hk. Tls</i>	...	162,931
Clocks and Watches	<i>Pieces</i>	36	65				
Fans, Palm-leaf, Trimmed	"	25,487	255				

* Steam Factory products.

b.—Table showing the Provinces from which Native Goods were brought under Transit Passes during the Year 1902.

Nil.

c.—Table showing the Number of Passes issued for, and the Amount of Duties collected on, Foreign Goods forwarded to the Interior under Transit Passes, as divided between the various Nationalities, during the Year 1902.

QUARTER.	BRITISH.		GERMAN.		JAPANESE.		CHINESE.		TOTAL.	
	No. of Passes.	Transit Dues.	No. of Passes.	Transit Dues.	No. of Passes.	Transit Dues.	No. of Passes.	Transit Dues.	No. of Passes.	Transit Dues.
		<i>Hk. Tls. c.c.</i>		<i>Hk. Tls. c.c.</i>		<i>Hk. Tls. c.c.</i>		<i>Hk. Tls. c.c.</i>		<i>Hk. Tls. c.c.</i>
1st quarter	2	9.1.6.3	1	11.7.5.0	1	3.2.9.1	4	24.2.0.4
2nd "	1	1.6.7.5	1	1.6.7.5
3rd "	3	26.5.8.2	3	26.5.8.2
4th "	1	0.6.5.7	1	0.9.1.5	1	2.1.7.0	3	3.7.4.2
TOTAL	3	9.8.2.0	1	11.7.5.0	4	27.4.9.7	3	7.1.3.6	11	56.2.0.3

d.—Table showing the Number of Passes surrendered for, and the Amount of Duties collected on, Native Goods brought from the Interior under Transit Passes, as divided between the various Nationalities, during the Year 1902.

Nil.

TABLE No. VII.—DUTIES.

a.—Duties paid under each Flag, for the Year ended 31st December 1902.

FLAG.	IMPORT.	EXPORT.	COAST TRADE.	TONNAGE.	TRANSIT.	OPIUM LIKIN.	TOTAL.
	<i>Hk. Tam.c.c.</i>	<i>Hk. Tam.c.c.</i>	<i>Hk. Tam.c.c.</i>	<i>Hk. Tam.c.c.</i>	<i>Hk. Tam.c.c.</i>	<i>Hk. Tam.c.c.</i>	<i>Hk. Tam.c.c.</i>
British.....	1,085.1.6.0	10,604.8.2.0	536.4.8.1	...	9.8.2.0	...	12,236.2.8.1
German.....	7.0.9.0	4,024.6.1.9	35.8.9.4	...	11.7.5.0	...	4,079.3.5.3
Japanese.....	1,368.6.7.8	2,665.5.0.5	1,201.2.5.3	...	27.4.9.7	...	5,262.9.3.3
Chinese.....	154.8.2.7	5,214.6.1.0	1,227.5.7.8	6.9.0.0	7.1.3.6	...	6,611.0.5.1
On Opium.....	...	65.4.2.5	402,599.6.2.9	402,665.0.5.4
TOTAL.....	2,615.7.5.5	22,574.9.7.9	405,600.8.3.5	6.9.0.0	56.2.0.3	...	430,854.6.7.2 *

* No Drawbacks marked for cash payment during the year, to be deducted from this total *Hk. Tam. Nil.*

b.—Comparative Table of Duties collected, for the Years 1893 to 1902.

YEARS.	IMPORT (exclusive of Opium).	EXPORT (exclusive of Opium).	COAST TRADE (exclusive of Opium).	OPIUM (Import, Export, and Coast Trade).	TONNAGE.	TRANSIT.	OPIUM LIKIN.	TOTAL.
	<i>Hk. Tam.c.c.</i>	<i>Hk. Tam.c.c.</i>	<i>Hk. Tam.c.c.</i>	<i>Hk. Tam.c.c.</i>	<i>Hk. Tam.c.c.</i>	<i>Hk. Tam.c.c.</i>	<i>Hk. Tam.c.c.</i>	<i>Hk. Tam.c.c.</i>
1893.....	85.6.8.7	7,655.3.8.5	25.8.6.0	104,979.6.8.8	...	5,516.1.1.5	257.5.0.0	118,520.2.3.5
1894.....	15.6.4.9	8,528.7.2.6	11.4.6.0	227,530.3.5.0	...	7,860.8.8.9	...	243,947.0.7.4
1895.....	2.0.0.0	7,687.0.1.4	...	461,446.6.2.5	...	3,016.9.4.5	...	472,152.5.8.4
1896.....	23.3.4.0	8,211.9.2.0	20.2.2.2	331,560.3.7.5	...	388.6.9.8	192.0.0.0	340,396.5.5.5
1897.....	56.1.3.1	8,985.3.3.8	34.1.0.2	419,837.1.7.5	...	190.8.8.1	156.4.0.0	429,260.0.2.7
1898.....	8.5.0.0	12,871.7.5.8	9.0.6.2	311,658.1.5.0	...	84.2.1.9	...	324,631.6.8.9
1899.....	575.0.6.0	17,309.8.4.1	3,537.1.1.5	593,875.7.0.0	...	164.5.9.5	14.4.0.0	615,476.7.1.1 *
1900.....	1,342.5.2.6	16,412.0.4.0	3,479.2.8.7	578,488.8.9.4	278.4.0.0	375.7.6.3	...	600,376.9.1.0
1901.....	1,302.1.0.7	19,731.1.0.9	3,246.1.1.8	845,194.0.7.4	...	231.8.7.8	...	869,705.2.8.6
1902.....	2,615.7.5.5	22,509.5.5.4	3,001.2.0.6	402,665.0.5.4	6.9.0.0	56.2.0.3	...	430,854.6.7.2

* Gross receipts, the deficit in the Yangtze Coast Trade Deposit Account, amounting to *Hk. Tam.* 35,832.6.6.8, not having been deducted.

B.—SPECIAL TABLES.

TABLE No. I.—IMPORT TRADE.

Comparative Table of the principal Articles of Import, for the Years 1893 to 1902.

DESCRIPTION OF GOODS.	Classifier of Quantity.	1893.	1894.	1895.	1896.	1897.	1898.	1899.	1900.	1901.	1902.
COTTON GOODS:—											
Shirtings, Grey, Plain.....	Pieces	9,238	12,564	42,122	23,235	13,075	9,075	20,451	...	10,096	9,904
" White.....	"	5,158	3,335	...	3,458	5,391	4,872	11,689	3,289	...	2,289
" Dyed, Plain.....	"	674	602	498	1,460	120	...	336	556	37	850
" " Figured, etc.	"	529	430	450	731	274	554	...	80
T-Cloths.....	"	90	170	210	...	384	...	345	...	150	10
Drills, English.....	"	...	210	...	315	235	...	1,055	450
" American.....	"	533	9	500	512	...	690	662	...
Jeans, English.....	"	80	60	30	210
Sheetings, English.....	"	640	227	...	3,965	6,439	2,210	6,740	6,050	...	572
" American.....	"	600	...	40	720	360	20	1,540
Chintzes, Furnitures, etc.	"	2,408	1,591	2,877	1,317	1,596	1,396	1,782	...	404	1,565
Twills, Printed.....	"	40	...	80	3,460	...	60	180	662	358	210
Turkey Red Cottons.....	"	993	...	727	488	100	462	...	1,128	169	741
Cotton Lastings, Plain and } Figured.....	"	1,075	350	1,087	12,622	1,740	2,276	7,500	...	612	4,171
" Italians, Plain and } Figured.....	"	906	783	815	215	3,333	1,129	9,938	3,123	...	959
" Crimps.....	"	437	355	...	65	234
Velvets.....	"	345	555	286	179	192	120	324	126	868	153
Velveteens.....	"	120	150	90	48	176	30	140	2
Handkerchiefs.....	Dozens	2,049	...	556	1,278	...	525	3,405	...	1,224	...
Towels.....	"	280	...	1,846	1,618	542	425	4,505	...	2,210	363
Cotton Flannel.....	Pieces	360	254	252	340	541	1,374	945
Japanese Cotton Cloth.....	"	77	446	278	419	551	689	108	1,814	60	...
Cotton Yarn, English.....	Piculs	6	336	...	297	6	86	15	...	12	39
" " Indian.....	"	12,464	17,357	17,602	19,262	7,164	7,262	29,243	2,275	25,452	12,148
" " Japanese.....	"	...	114	...	273	2,717	1,706	6,742	6,607	1,903	1,452
CHINESE COTTON GOODS *:—											
Shirtings, Grey.....	Pieces	...	110	2,010	865	300	240	3,580	62	106	52
Cotton Yarn.....	Piculs	555	321	1,438	4,322	5,030	3,936	45,505	12,987	10,435	9,280
WOOLLEN GOODS:—											
Camlets, English.....	Pieces	302	370	520	70	322	330	331	404	491	380
Lastings, Plain and Figured...	"	388	404	48	340	...	250	611	189	333	51
Long Ells.....	"	450	120	400	40	181	480	323	305	200	257
Spanish Stripes.....	"	12	60	50	528	88	147	41	90	1,361	44
Cloth, Broad, Medium, and } Habit.....	"	76	...	142	119	38	39	98	...	309	72
" Russian.....	"	305	...	58	...	220	98	20	10	10	...
Italian Cloth, Plain and Figured	"	763	324	2,305	2,028	937	448	1,620	...	361	4,727
METALS:—											
Iron Wire.....	Piculs	386	300	332	338	462	654	218	28	1,178	...
SUNDRIES:—											
Betel-nuts.....	Piculs	73	126	861	...	189	23	...	185	...	244
Bicho de-Mar, Black.....	"	141	142	167	252	81	74	267	140	157	153
Buttons, Brass.....	Gross	2,855	3,858	12,120	4,740	3,402	8,535	5,900	...	2,007	287
Cardamoms, Inferior.....	Piculs	12	46	54	...	27	27	26	139	...	4
Cassia Lignea.....	"	22	32	91	163	5	43	27	8	31	87
Clocks and Watches.....	Pieces	504	364	320	624	909	749	1,139	1,497	3,773	...
Cuttle-fish.....	Piculs	1,451	190	716	964	...	225	6,413	...	1,009	...
Dyes, Aniline.....	{ Value, Hk. Tn }	...	5,232	7,306	15,094	4,488	9,805	21,588	3,375

* Steam Factory products.

Comparative Table of the principal Articles of Import—*Contd.*

DESCRIPTION OF GOODS.	Classifier of Quantity.	1893.	1894.	1895.	1896.	1897.	1898.	1899.	1900.	1901.	1902.
<i>SUNDRIES, continued:—</i>											
Ginseng, American, Clarified.....	<i>Piculs</i>	59	66	180	123	66	66	33	55	61	3
Glassware.....	"	5	76	12	32	...	29	...	13	44	...
Isinglass.....	"	103	226	105	120	9	8	186	5	4	44
Oil, Kerosene, American.....	<i>Galls.</i>	27,004	8,570	5,400	600	1,298	300	6,650	87,640	69,180	...
Russian.....	"	1,000	3,000	9,300	930	2,800
Peel, Orange.....	<i>Piculs</i>	52	...	126	117	178	14	108	45
Pepper, Black.....	"	138	669	484	773	120	5	500	291	248	325
Prawns and Shrimps, Dried...	"	161	1	54	39	125	...	72	43	105	43
Sandalwood.....	"	440	225	196	390	117	53	160	252	236	201
Seaweed and Agar-agar.....	"	8,001	13,868	7,762	7,899	6,377	6,442	5,494	7,632	15,109	8,003
Sharks Fins, White and Clarified	"	10	61	25	14	12	3	23	16	16	6
Worm Tablets, in Bottles.....	<i>Dozens</i>	57	10	318	139	...	20	...	320

TABLE No. 2.—EXPORT TRADE.

Comparative Table of the principal Articles of Export, for the Years 1893 to 1902.

DESCRIPTION OF GOODS.	Classifier of Quantity.	1893.	1894.	1895.	1896.	1897.	1898.	1899.	1900.	1901.	1902.
Almonds.....	<i>Piculs</i>	4	11	52	...
Arsenic.....	"	207	50	...
Bristles.....	"	295	841	1,082	621	348	436	85	581	187	388
Charcoal.....	"	697	601	...	580	1,019	902	1,098	886
Cloth, Native (Nankeens).....	"	3	6	5	9	15	...	12	25	1	8
Coir.....	"	2,590	1,733	833	193	104	66	1,225
Copper, <i>Tribute</i>	"	10,300	5,150	15,033	15,450	10,300	10,300	5,150	5,150	10,300	16,450
Cotton, Raw.....	"	36	68	35	81	22	124	194	1,153	2,654	2,245
Feathers, Duck, Fowl, etc.....	"	133	160	173	172	121	114	197	89	118	123
Fish, Dried and Salt.....	"	83	54	...	35	16	32	62
Fungus.....	"	127	126	123	185	283	400	346	276	1,244	1,069
Hams.....	"	...	3	3	...	12	...	6	1	4	4
Hemp.....	"	7,701	7,963	7,223	7,215	6,809	6,282	7,087	5,076	9,466	9,074
Hides, Cow and Buffalo.....	"	...	4	49	1,168	2,126	6,158	7,831	6,233	3,798	4,450
Lampblack and Soot.....	"	63	18	58	18	46	198	291	338	292	498
Leather.....	"	11	...	21	3	...	2
Medicines.....	<i>Value, Hk. Ts</i>	...	2,837	6,693	7,888	14,176	21,166	27,150	15,193	17,448	36,156
Nutgalls.....	<i>Piculs</i>	370	60	190	103	686	2,246	3,303	7,037	3,480	3,794
Rice, <i>Duty Free</i>	"	5,190	60,796	45,901	44,486
Silk, Raw, Yellow.....	"	121	100	147	...	72	28	155	11	69	5
Cocoons, Refuse.....	"	...	1	12	24	68	169	128
Skins (Furs), Goat.....	<i>Pieces</i>	2,200	2,842	17,964	34,748	70,405	84,670	112,705	181,951
Tallow, Vegetable.....	<i>Piculs</i>	4,883	4,264	4,366	3,137	1,520	3,711	8,825	6,640	10,747	10,375
Tea, Black.....	"	10	172	4	361	261	2
Tobacco, Leaf.....	"	1	4	2	1	9
Prepared.....	"	12	8	...	7	9	5	44
Varnish.....	"	1,150	1,177	1,486	1,325	1,488	1,525	2,082	1,804	2,382	2,886
Wax, White.....	"	2	20	5	14	...	66	57	33	9	13
Wood, Coffin.....	<i>Pieces</i>	36	78	37	34	138	154	78	93	30	98

TABLE No. 3.—VALUE OF TRADE.

Comparative Table of the Value of the Trade, for the Years 1893 to 1902.

YEARS.	IMPORTS FROM		EXPORTS TO		TOTAL IMPORTS AND EXPORTS.	RE- EXPORTS.	TREASURE AND COPPER CASH.		TRANSIT TRADE.	
	Foreign Countries.	Native Ports.	Foreign Countries.	Native Ports.			Imported.	Exported.	Inwards.	Outwards.
	Hk. Tn	Hk. Tn	Hk. Tn	Hk. Tn			Hk. Tn	Hk. Tn	Hk. Tn	Hk. Tn
1893.....	...	7,901,422	...	397,612	8,299,034	6,997,935	278,958	706,513	435,190	...
1894.....	...	10,373,903	...	317,641	10,690,544	9,427,920	1,049,105	247,232	440,833	...
1895.....	...	12,895,078	...	478,734	13,373,812	11,877,781	123,086	162,355	175,299	...
1896.....	...	14,623,634	...	465,970	15,089,604	12,879,303	690,689	196,040	24,180	...
1897.....	...	18,326,483	...	423,950	18,750,433	16,956,053	217,390	297,664	10,271	...
1898.....	...	15,568,626	...	520,432	16,089,058	14,793,329	203,552	442,520	4,487	...
1899.....	...	30,532,516	...	633,810	31,166,326	27,460,075	150,566	179,662	16,887	...
1900.....	...	22,443,779	...	699,838	23,143,617	21,305,547	576,661	550,537	18,858	...
1901.....	...	23,830,005	...	856,238	24,686,243	22,047,288	138,178	99,400	18,543	...
1902.....	...	23,877,784	...	1,291,288	25,169,072	22,641,258	1,581,300	2,180,726	2,767	...

TABLE No. 4.—SHIPPING.

Comparative Table of Shipping, for the Years 1893 to 1902.

a.—Under General Regulations.

YEARS.	ENTERED INWARDS.						CLEARED OUTWARDS.					
	STEAMERS.		SAILING VESSELS.		TOTAL.		STEAMERS.		SAILING VESSELS.		TOTAL.	
	No.	Tons.	No.	Tons.	No.	Tons.	No.	Tons.	No.	Tons.	No.	Tons.
1893.....	148	76,317	1,708	42,618	1,856	118,935	148	76,317	1,715	42,662	1,863	118,979
1894.....	120	69,747	1,991	51,792	2,111	121,539	120	69,747	1,981	51,680	2,101	121,427
1895.....	103	61,095	2,184	56,092	2,287	117,187	103	61,095	2,202	56,437	2,305	117,532
1896.....	89	60,268	2,092	54,889	2,181	115,157	89	60,268	2,071	54,269	2,160	114,532
1897.....	126	83,648	2,311	72,073	2,437	155,721	125	82,837	2,261	70,449	2,386	153,286
1898.....	123	83,458	2,058	63,383	2,181	146,841	124	84,269	2,109	65,176	2,233	149,445
1899.....	161	114,831	3,161	113,570	3,322	228,401	161	114,831	3,112	111,579	3,273	226,410
1900.....	157	115,500	2,557	80,674	2,714	196,174	157	115,500	2,582	82,646	2,739	198,146
1901.....	174	152,837	2,461	77,886	2,635	230,723	174	152,837	2,477	78,724	2,651	231,561
1902.....	183	185,118	2,392	79,609	2,575	264,727	183	185,118	2,388	77,665	2,571	262,783

b.—Under Inland Steam Navigation Rules.

Nil.

TABLE No. 5.—TREASURE.

Treasure Imported and Exported during the Year 1902.

COUNTRIES FROM WHICH IMPORTED AND TO WHICH EXPORTED.	IMPORTS.					EXPORTS.				
	GOLD.	SILVER.			COPPER CASH.	GOLD.	SILVER.			COPPER CASH.
	In Bars.	In Bars.	In Sycee.	In Dollars.		In Bars.	In Bars.	In Sycee.	In Dollars.	
	Hk. Ta.	Hk. Ta.	Hk. Ta.	Hk. Ta.	Hk. Ta.	Hk. Ta.	Hk. Ta.	Hk. Ta.	Hk. Ta.	Hk. Ta.
1. FOREIGN COUNTRIES
TOTAL: 1. FOREIGN COUNTRIES
2. CHINA:—										
Chungking.....	1,300,100	200,000
Shasi.....	6,417
Yochow.....	6,716
Hankow.....	41,460	185,807	40,800	1,916,409	800	...
Shanghai.....	63,517
TOTAL: 2. CHINA.....	1,354,693	185,807	40,800	1,979,926	200,800	...
TOTAL: 1 and 2. FOREIGN COUNTRIES AND CHINA.....	1,354,693	185,807	40,800	1,979,926	200,800	...
GRAND TOTAL.....	1,540,500	...	40,800	2,180,726

TABLE No. 6.—PASSENGER TRAFFIC.

Passenger Traffic during the Year 1902.

PASSENGERS TO				Hankow and Chungking	PASSENGERS FROM			
STEAMERS.		SAILING VESSELS.			STEAMERS.		SAILING VESSELS.	
Foreigners.	Natives.	Foreigners.	Natives.		Foreigners.	Natives.	Foreigners.	Natives.
207	6,318	216	983		451	8,360	44	850

SHASI TRADE REPORT, FOR THE YEAR 1902.

1°. LOCAL.—An exceptionally good crop of most of the articles of Native produce resulted in trade being very satisfactory during the latter part of the year. Nevertheless the share of the traffic falling to steamers remained comparatively insignificant. This, as has been repeatedly pointed out in previous Reports, is, to a great extent, due to the existence of a canal, called the Pien-ho (便河), leading from here to Hankow, which offers a strong inducement to shippers to send their goods by junks plying between the two places. On referring to the statistics accompanying this Report, it will be seen that the total value of the trade coming under the direct supervision of this office amounted to *Hk.Ts.* 1,510,011, against *Hk.Ts.* 1,113,375 in 1901 and *Hk.Ts.* 551,089 in 1900. Of the increase for the period under review, Imports contributed the greater part, though none of the main staples arrived in much larger quantities than during the previous years. The advance is mainly accounted for by the figures against Cotton Yarn, Sugar, Sandalwood, and a large quantity of Mining Requisites for the Anglo-French Company in Kweichow. It is highly satisfactory to note that nearly all items of local Exports have been passed through this office in steadily increasing quantities during the last years. As a large proportion of these goods is either Foreign owned or intended for sale to Foreigners, the employment of steamers in this branch of the trade is easily accounted for. Moreover, goods of the aforesaid kind, by being shipped by steamers at Shasi, escape the various Likin charges levied between here and Hankow, to which they would be subject if sent to the latter port by junk to be reshipped by Foreign vessels for other places. There is thus a clear saving of Likin Dues, which, in most cases, amply compensates for some of the inconveniences connected with the shipping of goods at this port. The undesirable conditions in this respect are partly due to the position Shasi occupies as an intermediate port on the Hankow-Ichang line, which makes the arrival of steamers more or less uncertain, taking place at all times of day or night, and frequently resulting, so to speak, in a hurried visit on the part of these vessels. Moreover, they often arrive with full cargo from Ichang, which prevents them from taking anything at Shasi, or at least there is only room for a part of the goods ready for shipment at this port. This of course creates a great deal of inconvenience to the merchant concerned, who sometimes may have to wait a week, or even longer, before being able to ship his cargo. On the other hand, it has to be admitted that companies have done their utmost in the way of lowering freightage, which, for most of the goods, has reached figures below which it is impossible to make any further concessions: in fact, after deducting the various charges, such as return commission to shippers, compradors fees, boat and coolie hire here and at Hankow, very little is left for freight; so that if the companies, by taking the goods, did not make sure of their further transport to lower-river ports—Shanghai, etc.—or even Foreign countries at more remunerative rates, it would hardly pay to take any cargo at Shasi under the present circumstances. It is, however, to be assumed that things in this respect will gradually find their proper level, and that a further development of the Export trade, which, for reasons given above, seems within comparatively easy reach, will take place in the next few years. There are many items of Native products in this part of China which bid fair to find a much wider circulation if once

introduced in some of the more remote markets beyond the limits of this province. As an example of a successful experiment in this line, I may mention the exportation of Raw Cotton, Nutgalls, Wood Oil, Sesamum Seed, and Vegetable Tallow, of which large quantities have found a ready sale in down-river ports and Foreign countries during recent years. It is for this reason that I cannot altogether endorse the pessimistic views held by some people as to the future prospects of this port; and I still entertain the belief that Shasi, as far as Foreign interests are concerned, will in time to come realise some of the expectations that were entertained at the opening of the place.

2°. REVENUE.—The collection amounted to *Hk.Tts* 19,813, showing an increase of *Hk.Tts* 7,030 over that of 1901, the best year on record at that time. As most of the goods of Foreign origin arrived under Exemption Certificates, the raising of the Duty to an effective 5 per cent. has but slightly affected the Revenue of this port; the gain derived from charging post-Protocol rates instead of those of the old Tariff amounting to *Hk.Tts* 359.

3°. FOREIGN TRADE.—There is no direct Foreign trade at this port. The remarks on Foreign goods imported will be found under "(c.) Coastwise Arrivals."

4°. COAST TRADE.—(a.) *Original Shipments Coastwise*.—The total value of these amounted to *Hk.Tts* 486,290, being an increase of *Hk.Tts* 154,342 over the figures of the year before. As stated above, there has been a very good crop of most of our local products. This, together with the heavy decline in the value of silver, which acted as a stimulus to the trade to Foreign countries, resulted in much larger shipments of Native produce in 1902 than during any of the previous years. The export of Beans amounted to 4,343 piculs, against 78 piculs during the preceding year. Of Native Cloth, 785 piculs left the port, showing an advance of 260 piculs over the shipments in 1901. 1,455 piculs of Raw Cotton were exported, most of it destined for mills in Japan, from where, in turn, Cotton Yarn was imported. I am told that the Cotton grown in this part of China, although excellent in colour, is of too short a staple, making it unsuitable for spinning unless mixed with material derived from other sources. How far this defect could be remedied by importation of seed from Foreign countries and the adoption of a different method of cultivation, I am not in a position to judge. The successful results obtained in some parts of China in improving, for instance, the quality of Ground-nuts go to show that much may be expected from agricultural experiments of the sort alluded to. The export of Nutgalls amounted to 805 piculs, against 1,248 piculs in 1901. Large quantities of this commodity have left for Hankow by Native craft *via* the Pien-ho during the year. Of Wood Oil, 3,268 piculs were exported, showing an advance of 3,083 piculs over the figures of the previous year. 42 piculs of Cinnabar and 149 piculs of Quicksilver were brought here from mines in the province of Kweichow and shipped for Hankow; most of it was the property of the Anglo-French Mining Company. Shipments of Rice reached 14,300 piculs, against none during the preceding years; it all went to Hankow for reshipment to southern provinces of China, where the failure of the crops demanded a large supply from other parts of the Empire. Of Sesamum Seed, which in 1901 figured with 1,333 piculs for the first time in our Returns, 23,841 piculs left the port, most of it, I understand, for re-exportation to Foreign countries, notably France. It is maintained that the article obtained in this part of Hupeh is superior to that of the Hsiang-yang prefecture (襄陽府), in the north of the province, which hitherto largely supplied the Hankow market. Only 351 piculs of Raw Yellow Silk left the port, against 680 piculs during 1901; the discrepancy is due to the cold weather in April having been detrimental to the rearing of the worms in the Ho-jung (河澆) district, whence the chief part of the Silk exported here

is derived. The shipments of Vegetable Tallow amounted to 5,457 piculs, against 7,006 piculs in 1901. Of White Wax, 536 piculs left the port, showing an increase of 415 piculs over the export of the year before.

(b.) *Reshipments Coastwise*.—These were too small to call for special comment.

(c.) *Coastwise Arrivals*.—The total value of Foreign goods imported was *Hk.Ts* 916,907, showing an increase of *Hk.Ts* 259,080 over that of 1901. 111,939 pieces of Cotton Piece Goods reached the port, being 5,232 pieces more than arrived during the previous year. Of Cotton Yarn, 7,680 piculs, most of it being of Japanese origin, were imported, against 5,613 piculs in 1901. 2,350 pieces of Woollen Piece Goods arrived, showing a slight decrease when compared with the figures of the year before, when 2,749 pieces passed through this office. The value of Aniline Dyes was *Hk.Ts* 4,924, against *Hk.Ts* 5,542 in 1901. A great falling off took place in American Kerosene Oil, only 8,220 gallons having arrived, whilst 40,800 gallons reached the port in 1901. No Russian Kerosene Oil was imported, against 3,120 gallons during the previous year; this discrepancy is mainly caused by the present cheapness of Sesamum Seed Oil, which is largely used for lamps in this part of China. A great increase is noticeable in Hongkong Refined Sugar, of which 18,952 piculs were imported, or about three times the quantity brought here the year before. The total value of Native goods imported amounted to *Hk.Ts* 106,814, exhibiting a decrease of *Hk.Ts* 16,786 when compared with the year before. The only important item of this branch of the trade is Silk Piece Goods, of which 84 piculs arrived, against 95 piculs in 1901.

5°. INLAND TRANSIT.—(a.) *Inwards*.—The value of goods forwarded under Transit Passes to the interior amounted to *Hk.Ts* 28,313, showing an increase of *Hk.Ts* 12,049 when compared with the value in 1901. The chief articles in this branch of the trade were Cotton Yarn, Seaweed, and Sugar.

(b.) *Outwards*.—*Nil*.

6°. SHIPPING.—365 steamers, aggregating 370,167 tons, entered, and the same number, with an equal amount of tonnage, cleared, during the year, against 350 steamers, aggregating 305,836 tons, entered, and 349 steamers, aggregating 305,835 tons, cleared, during the previous year. As there are no hulks at this port, communication with the shipping is occasionally extremely difficult. The cargo-boats used for the purpose are troublesome to manage, and, if ill luck have it and the men miscalculate the strength of the current, which sometimes in summer runs at the rate of 5 to 6 knots and even more an hour, the boats will shoot past the steamer, and it may take hours to bring them up again. Steamers in consequence are either obliged to spend time unprofitably in waiting for their cargo or, which is often the case, will leave without it, much to the disappointment of the Native shipper. The mooring of a couple of suitable hulks along the embankment of the river would therefore greatly assist in developing the trade of the port as far as steamers are concerned. But Foreign companies seem, at least for the present, not much inclined to go to the expense of supplying the want. Neither is there, I believe, any prospect of the China Merchants Steam Navigation Company repeating the experiment of providing a suitable vessel for the purpose in question after their disastrous experience in 1898, when a riotous mob set fire to their hulk and subsequently sank her in the river. There is now, I hear, a movement on foot on the part of the 13 local guilds (十三幫) for collecting by subscription a sufficient sum for the purchase of two hulks for public use, where passengers and goods could be landed and shipped against paying a small fee. I have, however, my doubts whether the plan will succeed. It would

certainly meet with the hearty co-operation of the official authorities, who have always advocated a safer and more convenient method of communication with the shipping than exists at present; but there are so many conflicting interests to be conciliated in the matter that it seems difficult to arrive at a satisfactory issue. Another factor in generally improving the status of the port would be the running of steam-launches under Inland Waters Regulations to some of the neighbouring marts of this district. Local conditions are particularly favourable for such a step. Shasi is surrounded on all sides by a network of canals and rivers, which make communication easy and entitle the port to become the distributing and receiving centre of a much larger area than is at present the case. Some of these waterways are navigable for light-draught craft nearly all the year round; others could be greatly improved by dredging the shallower parts, which in most cases are at the entrances and of no great length. In this way some of the chief marts in the Cotton and Silk producing districts, as well as those furnishing Coal and other Native products, could be brought into closer touch with this port.

7°. PASSENGER TRAFFIC.—72 Foreigners and 7,146 Natives arrived at, and 69 Foreigners and 7,864 Natives departed from, this port in steamers; these figures show a considerable increase over those of previous years.

8°. TREASURE.—*Hk.Ts* 154,984 were exported, and *Hk.Ts* 58,792 imported, during the year.

9°. OPIUM.—(a.) *Foreign*.—The importation of Foreign Opium is a new feature of the trade of this port, 9 piculs of Malwa and 14 piculs of Patna having been brought here from Hankow, most of it destined for the west of Hunan.

(b.) *Native*.—Only a small quantity of Szechwan Opium, viz., 3 piculs, reached the port, none having passed through this office in former years.

10°. MISCELLANEOUS.—Control of the work of the Ch'ao Kuan (鈔關)—a collectorate of a tax on Native craft, of which four offices at Shasi and its neighbourhood, styled the East, West, Central, and North Stations respectively, were handed over to the Imperial Maritime Customs, in conformity with the stipulations of the Peace Protocol—has gone on without a single hitch during the year. The Revenue collected, though small, is now considerably larger than it used to be, having been double that of former years for some of the months. There is no doubt that, with the gradual introduction of Foreign methods of supervision, a still further increase of receipts will take place during the years to come.

C. C. STUHMANN,

Commissioner of Customs.

SHASI, 5th February 1903.

SHASI TRADE RETURNS, FOR THE YEAR 1902.

A.—GENERAL TABLES.

TABLE No. I.—SHIPPING.

Number and Tonnage of Vessels Entered and Cleared under each Flag,
for the Year ended 31st December 1902.

a.—Under General Regulations.

FLAG.	STEAMERS.													
	ENTERED INWARDS.						CLEARED OUTWARDS.						TOTAL ENTERED AND CLEARED.	
	With Cargo.		In Ballast.		TOTAL.		With Cargo.		In Ballast.		TOTAL.			
	No.	Tons.	No.	Tons.	No.	Tons.	No.	Tons.	No.	Tons.	No.	Tons.	No.	Tons.
British	41	52,246	77	99,674	118	151,920	37	46,712	81	105,208	118	151,920	236	303,840
German	5	5,005	19	19,019	24	24,024	6	6,006	18	18,018	24	24,024	48	48,048
Japanese	61	70,212	55	63,438	116	133,650	51	59,001	65	74,649	116	133,650	232	267,300
Chinese	53	31,402	54	29,171	107	60,573	51	30,454	56	30,119	107	60,573	214	121,146
Total Steamers	160	158,865	205	211,302	365	370,167	145	142,173	220	227,994	365	370,167	730	740,334
SAILING VESSELS.														
Chinese	1	15	1	15	1	15	1	15	2	30
Total Sailing Vessels	1	15	1	15	1	15	1	15	2	30
GRAND TOTAL	161	158,880	205	211,302	366	370,182	145	142,173	221	228,009	366	370,182	732	740,364

b.—Under Inland Steam Navigation Rules.

FLAG.	ENTERED INWARDS.						CLEARED OUTWARDS.						TOTAL ENTERED AND CLEARED.	
	With Cargo.		In Ballast.		TOTAL.		With Cargo.		In Ballast.		TOTAL.			
	No.	Tons.	No.	Tons.	No.	Tons.	No.	Tons.	No.	Tons.	No.	Tons.	No.	Tons.
Chinese	2	2	2	2	3	3	3	3	5	5

TABLE No. II.—GROSS AND NET VALUES OF THE TRADE OF SHASI,
1900 TO 1902.

	1900.		1901.		1902.	
	NET VALUES.	GROSS VALUES.	NET VALUES.	GROSS VALUES.	NET VALUES.	GROSS VALUES.
	<i>Hk. Tls</i>	<i>Hk. Tls</i>	<i>Hk. Tls</i>	<i>Hk. Tls</i>	<i>Hk. Tls</i>	<i>Hk. Tls</i>
FOREIGN GOODS.						
Imported from Foreign Countries and Hongkong.....	
Imported from Chinese Ports	335,169		657,827		916,907	
Total Foreign Imports		335,169		657,827		916,907
Re-exported to Foreign Countries and Hongkong..	
Re-exported to Chinese Ports (chiefly to Hankow)	330		574		1,343	
Total Foreign Re-exports	330		574		1,343	
Net Total Foreign Imports	334,839		657,253		915,564	
NATIVE PRODUCE						
Imported (chiefly from Hankow)		54,127		123,600		106,814
Re-exported to Foreign Countries.....	
Re-exported to Chinese Ports.....	...		192		489	
Total Native Re-exports		192		489	
Net Total Native Imports	54,127		123,408		106,325	
Native Produce of local origin Exported to Foreign Countries	
Native Produce of local origin Exported to Chinese Ports	161,793		331,948		486,290	
Total Exports of local origin ...		161,793		331,948		486,290
Gross Value of the Trade of the Port		551,089		1,113,375		1,510,011
Net Value of the Trade of the Port, i.e., Foreign and Native Imports less Re-exports, and Native Exports of local origin.....	550,759		1,112,609		1,508,179	

TABLE No. III.—TRADE IN FOREIGN GOODS.—Imports and Re-exports.

DESCRIPTION OF GOODS.	Classifier of Quantity.	IMPORTS FROM FOREIGN COUNTRIES AND HONGKONG.		IMPORTS FROM CHINESE PORTS.		RE-EXPORTS TO FOREIGN COUNTRIES AND HONGKONG.		RE-EXPORTS TO CHINESE PORTS.		NET TOTAL IMPORTS.	
		Quantity.	Value.	Quantity.	Value.	Quantity.	Value.	Quantity.	Value.	Quantity.	Value.
OPIUM.											
Malwa.....	<i>Piculs</i>	...	<i>Hk. Tls</i>	9.50	<i>Hk. Tls</i>	6,650	9.50	6,650
Patna.....	"	14.40	...	10,512	14.40	10,512
COTTON GOODS.											
Shirtings, Grey, Plain:—											
7 lb. and under, American...	<i>Pieces</i>	4,420	...	12,155	4,420	12,155
English.....	"	17,685	...	48,634	17,685	48,634
Over 7 lb. and not over 9 lb.,											
American.....	"	1,840	...	5,520	1,840	5,520
Over 7 lb. and not over 9 lb.,											
English.....	"	9,210	...	27,630	9,210	27,630
Over 9 lb. and not over 11 lb.,											
American.....	"	2,205	...	9,371	2,205	9,371
Over 9 lb. and not over 11 lb.,											
English.....	"	8,850	...	37,612	8,850	37,612
Sheetings, Grey, Plain:—											
Over 9 lb. and not over 11 lb.,	<i>Pieces</i>	932	...	3,495	932	3,495
Over 9 lb. and not over 11 lb.,											
English.....	"	1,170	...	4,212	1,170	4,212
Over 11 lb., American.....	"	400	...	1,600	400	1,600
English.....	"	390	...	1,560	390	1,560
Shirtings, White, Plain, American.....	"	7,722	...	22,780	7,722	22,780
White, Plain, English.....	"	23,240	...	68,558	23,240	68,558
White Irishes.....	"	500	...	1,650	500	1,650
Drills, 12½ lb. and under,											
American.....	"	1,650	...	5,610	1,650	5,610
English.....	"	600	...	1,890	600	1,890
Jeans, 30 yards, English.....	"	740	...	2,072	740	2,072
T-Cloths, 32 inches by 24											
yards, English.....	"	560	...	1,176	560	1,176
Printed Cottons:—											
Printed Chintzes, Plain Cotton Prints, and Printed Shirtings, not exceeding 30 yards.....	<i>Pieces</i>	5,672	...	13,764	5,672	13,764
Printed Drills, Furnitures, and Twills, not exceeding 30 yards.....	"	1,220	...	5,004	1,220	5,004
Printed T-Cloths, not exceeding 30 yards.....	"	1,140	...	2,166	1,140	2,166
Dyed Cottons:—											
Cotton Italians, Plain, Fast Black.....	<i>Pieces</i>	3,200	...	19,200	3,200	19,200
Italians, Plain, Coloured.....	"	1,657	...	9,942	...	30	180	1,627	9,762
Lastings, Plain.....	"	1,840	...	7,728	1,840	7,728
Italians, Figured.....	"	5,440	...	32,211	5,440	32,211
Lastings, ".....	"	3,700	...	15,540	3,700	15,540
Shirtings, Figured, Brocaded, and Spotted.....	"	554	...	1,939	554	1,939
Dyed Cambrics, Lawns, and Muslins, 12 yards.....	"	21	...	40	21	40

TABLE No. III.—TRADE IN FOREIGN GOODS.—Imports and Re-exports—Cont^d

DESCRIPTION OF GOODS.	Classifier of Quantity.	IMPORTS FROM FOREIGN COUNTRIES AND HONGKONG.		IMPORTS FROM CHINESE PORTS.		RE-EXPORTS TO FOREIGN COUNTRIES AND HONGKONG.		RE-EXPORTS TO CHINESE PORTS.		NET TOTAL IMPORTS.	
		Quantity.	Value. <i>Hk. Pk.</i>	Quantity.	Value. <i>Hk. Pk.</i>	Quantity.	Value. <i>Hk. Pk.</i>	Quantity.	Value. <i>Hk. Pk.</i>	Quantity.	Value. <i>Hk. Pk.</i>
Dyed Cottons, continued:—											
Dyed Turkey Red Cambrics, 25 yards.....	<i>Pieces</i>	1,975	5,530	1,975	5,530
„ Turkey Red Shirtings, 25 yards.....	„	420	1,260	420	1,260
Cotton Flannel, Plain, Dyed, and Printed, American, 30 yards.....	„	990	2,552	990	2,552
„ Flannel, Plain, Dyed, and Printed, Japanese, 30 yards.....	„	440	1,142	440	1,142
Crimp Cloth.....	<i>Yards</i>	600	145	600	145
Japanese Cotton Cloth.....	„	16,820	507	16,820	507
Velvets and Velveteens, Plain, 22 inches.....	„	11,970	2,565	11,970	2,565
Velvet Cords and Corduroys, Dyed.....	„	1,292	394	1,292	394
Cotton Blankets.....	<i>Pieces</i>	202	67	202	67
Handkerchiefs, Plain, Dyed, and Printed, Japanese.....	<i>Dozens</i>	973	486	973	486
Towels, Honeycomb and Huckaback, 18 inches by 40 inches, Japanese.....	„	1,151	530	1,151	530
Cotton Yarn, Grey & Bleached, English.....	<i>Piculs</i>	33	990	33	990
„ „ Grey & Bleached, Indian.....	„	738	21,033	738	21,033
„ „ Grey & Bleached, Japanese.....	„	6,909	200,361	6,909	200,361
WOOLLEN AND COTTON MIXTURES.											
Union Italian Cloth, Plain and Figured.....	<i>Pieces</i>	392	2,871	392	2,871
WOOLLEN GOODS.											
Camlets, English.....	<i>Pieces</i>	730	9,271	730	9,271
Cloth, Broad, Medium, and Habit.....	<i>Yards</i>	1,620	1,836	1,620	1,836
„ Russian.....	„	1,120	1,008	1,120	1,008
Lastings, Plain, Figured, and Créped.....	<i>Pieces</i>	540	6,750	540	6,750
Long Hills.....	„	940	6,674	940	6,674
Spanish Stripes.....	<i>Yards</i>	720	474	720	474
Berlin Wool.....	<i>Piculs</i>	7	890	7	890
MISCELLANEOUS PIECE GOODS.											
Plushes and Velvets:— Silk Seal (with Cotton back)	<i>Catties</i>	217	808	217	808
METALS.											
Brass and Yellow Metal:— Wire.....	<i>Piculs</i>	15	440	15	440
Copper:— Ingots and Slabs, Japanese.....	<i>Piculs</i>	52	1,077	2	41	50	1,036

TABLE No. III.—TRADE IN FOREIGN GOODS.—Imports and Re-exports—Cont^d

DESCRIPTION OF GOODS.	Classifier of Quantity.	IMPORTS FROM FOREIGN COUNTRIES AND HONGKONG.		IMPORTS FROM CHINESE PORTS.		RE-EXPORTS TO FOREIGN COUNTRIES AND HONGKONG.		RE-EXPORTS TO CHINESE PORTS.		NET TOTAL IMPORTS.	
		Quantity.	Value.	Quantity.	Value.	Quantity.	Value.	Quantity.	Value.	Quantity.	Value.
			<i>Hk. Ts</i>		<i>Hk. Ts</i>		<i>Hk. Ts</i>		<i>Hk. Ts</i>		<i>Hk. Ts</i>
Mushrooms.....	<i>Piculs</i>	9	554	9	554
Needles.....	<i>Milts</i>	4,170	1,140	4,170	1,140
Oil, Kerosene, American.....	<i>Galls</i>	8,220	1,147	8,220	1,147
Paper, 1st Quality.....	<i>Piculs</i>	20	262	20	262
" Printing.....	<i>Reams</i>	60	111	60	111
" Wall.....	<i>Value</i>	238	238
Pepper, Black.....	<i>Piculs</i>	312	6,258	312	6,258
Perfumery.....	<i>Value</i>	74	74
Photographic Materials.....	"	107	107
Prawns and Shrimps, Dried.....	<i>Piculs</i>	43	914	43	914
Preserves.....	<i>Tins</i>	576	62	576	62
Railway Materials.....	<i>Value</i>	1,970	1,970
Sandalwood.....	<i>Piculs</i>	1,498	20,986	1,498	20,986
Sapanwood.....	"	25	63	25	63
Seaweed.....	"	3,349	10,655	47	119	3,302	10,536
Sharks Fins, White.....	"	8	590	8	590
" Prepared.....	"	8	1,645	8	1,645
Silk and Cotton Ribbons.....	<i>Catties</i>	352	2,813	352	2,813
Singlets.....	<i>Dozens</i>	9	84	9	84
Soap.....	<i>Value</i>	1,045	1,045
Soda Ash.....	<i>Piculs</i>	40	112	40	112
Stores, Household.....	<i>Value</i>	3,070	3,070
Sugar, Brown.....	<i>Piculs</i>	101	406	101	406
" White.....	"	1,078	5,390	1,078	5,390
" Refined.....	"	18,952	94,760	18,952	94,760
" Candy.....	"	929	6,506	929	6,506
Tea, Ceylon.....	"	1	40	1	40
Telegraphic Materials.....	<i>Value</i>	810	810
Ultramarine.....	<i>Piculs</i>	4	44	4	44
Umbrellas, Cotton.....	<i>Pieces</i>	7,140	2,856	7,140	2,856
Vermilion.....	<i>Piculs</i>	7	676	7	676
Wood, Laka.....	"	22	72	22	72
Worm Tablets, in Bottles.....	<i>Dozens</i>	441	217	441	217
Sundries, Unenumerated.....	<i>Value</i>	2,355	610	...	1,745
TOTAL.....	<i>Hk. Ts</i>	916,907	1,343	...	915,564

SUMMARY.

IMPORTS from Foreign Countries.....	<i>Hk. Ts</i>	<i>Nil.</i>
Imports from Chinese Ports.....	"	916,907
TOTAL FOREIGN IMPORTS.....	<i>Hk. Ts</i>	916,907
RE-EXPORTS to Yangtze Ports.....	<i>Hk. Ts</i>	1,343
Total to Chinese Ports.....	<i>Hk. Ts</i>	1,343
TOTAL FOREIGN RE-EXPORTS.....	<i>Hk. Ts</i>	1,343
NET TOTAL FOREIGN IMPORTS.....	<i>Hk. Ts</i>	915,564

TABLE No. IV.—TRADE IN NATIVE PRODUCE.—Imports and Re-exports.

DESCRIPTION OF GOODS.	Classifier of Quantity.	IMPORTS FROM CHINESE PORTS.		RE-EXPORTS TO CHINESE PORTS.		RE-EXPORTS TO FOREIGN COUNTRIES AND HONGKONG.		NET TOTAL IMPORTS.	
		Quantity.	Value.	Quantity.	Value.	Quantity.	Value.	Quantity.	Value.
Almonds, Sweet.....	<i>Piculs</i>	1	<i>Hk. Tls.</i> 36	1	36
Bags, Gunny and Hemp.....	<i>Pieces</i>	13,800	894	13,800	894
Bambooware.....	<i>Piculs</i>	2	57	2	57
Books, Printed.....	"	167	10,032	2	174	165	9,858
Brassware.....	"	1	74	1	74
China-root.....	"	3	42	3	42
Cinnabar.....	"	2	167	2	167
Cloth, Native (Nankeens).....	"	3	180	1	60	2	120
Coal.....	<i>Tons</i>	20	140	20	140
Cotton Yarn, Hankow *.....	<i>Piculs</i>	59	1,398	59	1,398
Cuttle-fish.....	"	13	230	13	230
Dates, Red.....	"	39	214	39	214
Dressing-cases.....	<i>Pieces</i>	32	44	32	44
Fan Papers.....	"	35,830	229	35,830	229
Fans, Fancy and Gauze.....	"	13,079	944	13,079	944
" Paper.....	"	275,720	16,543	2,770	166	272,950	16,377
Flour, Potato.....	<i>Piculs</i>	47	92	47	92
Ginseng, Native.....	"	1	672	1	672
Glass or Vitrified Ware.....	"	5	80	5	80
Grasscloth, Fine.....	"	10	1,342	10	1,342
" Coarse.....	"	10	652	10	652
Hams.....	"	85	1,192	85	1,192
Hemp.....	"	8	125	8	125
Jadestoneware.....	<i>Pieces</i>	2,208	1,659	2,208	1,659
Joss Ornaments.....	"	3,000	75	3,000	75
Lichees, Dried.....	<i>Piculs</i>	19	186	19	186
Lily Flowers, Dried.....	"	16	109	16	109
Lung-ngan Pulp.....	"	10	152	10	152
Lung-ngans, Dried.....	"	113	1,247	113	1,247
Mats, Straw.....	<i>Pieces</i>	3,748	150	1,000	40	2,748	110
Medicines.....	<i>Piculs</i>	171	2,250	171	2,250
Mushrooms.....	"	6	354	6	354
Opium, Native, Szechwan.....	"	3	1,120	3	1,120
" Lamps.....	<i>Pieces</i>	94	28	94	28
" Pipes and Apparatus.....	<i>Value</i>	...	98	98
Paper, 1st Quality.....	<i>Piculs</i>	11	273	11	273
" 2nd ".....	"	65	650	65	650
" Joss.....	"	55	1,391	55	1,391
Pottery, Earthenware.....	"	49	893	49	893
Preserves.....	"	10	149	10	149
Samsu.....	"	84	428	84	428
Scissors.....	<i>Pairs</i>	4,870	239	4,870	239
Sea Blubber.....	<i>Piculs</i>	405	1,965	6	30	399	1,935
Seed, Flower.....	"	8	69	8	69
Shoes and Boots, Silk and Cotton.....	<i>Pairs</i>	697	627	697	627
Silk Piece Goods.....	<i>Piculs</i>	84	47,286	84	47,286
" Pongees, Shantung.....	"	3	888	3	888
" Products, Unclassed.....	<i>Value</i>	...	1,010	1,010
Skin (Fur) Clothing.....	<i>Pieces</i>	111	603	111	603
Skins (Furs), Various.....	<i>Value</i>	...	50	50
Sugar, White.....	<i>Piculs</i>	238	1,336	238	1,336
Tallow, Vegetable.....	"	15	120	15	120
Tea, Green.....	"	25	646	25	646
Tobacco, Leaf.....	"	44	580	44	580
" Prepared.....	"	71	1,438	71	1,438
Vermilion.....	"	5	488	5	488
White Metalware.....	"	2	104	2	104
Woodware.....	"	9	196	9	196
Sundries, Unenumerated.....	<i>Value</i>	...	2,578	...	19	2,559
TOTAL.....	<i>Hk. Tls.</i>	...	106,814	...	489	106,325

* Steam Factory product.

SUMMARY.

IMPORTS from Yangtze Ports.....	<i>Hk. Ts</i>	84,417
" " Central Ports	"	22,397
Total from Chinese Ports	<i>Hk. Ts</i>	106,814
TOTAL NATIVE IMPORTS.....	<i>Hk. Ts</i>	106,814
RE-EXPORTS to Yangtze Ports.....	<i>Hk. Ts</i>	489
Total to Chinese Ports.....	<i>Hk. Ts</i>	489
TOTAL NATIVE RE-EXPORTS.....	<i>Hk. Ts</i>	489
NET TOTAL NATIVE IMPORTS.....	<i>Hk. Ts</i>	106,325

TABLE No. V.—TRADE IN NATIVE PRODUCE.—Exports and Re-exports.

DESCRIPTION OF GOODS.	Classifier of Quantity.	EXPORTS TO FOREIGN COUNTRIES.		EXPORTS TO HONGKONG.		EXPORTS TO CHINESE PORTS.		TOTAL RE-EXPORTS TO FOREIGN COUNTRIES, HONGKONG, AND CHINESE PORTS.		TOTAL EXPORTS (including Re-exports).	
		Quantity.	Value.	Quantity.	Value.	Quantity.	Value.	Quantity.	Value.	Quantity.	Value.
			Hk. Ts.		Hk. Ts.		Hk. Ts.		Hk. Ts.		Hk. Ts.
Beans, Black.....	Piculs	599	1,079	599	1,079
" Green.....	"	360	630	360	630
" Yellow.....	"	3,384	5,076	3,384	5,076
Bones, Tiger.....	"	10	616	10	616
Books, Printed.....	"	2	174	2	174
Charcoal.....	"	97	59	97	59
Chowchow.....	"	62	1,253	62	1,253
Cinnabar.....	"	42	2,613	42	2,613
Cloth, Native (Nankeens).....	"	785	51,040	1	60	786	51,100
Cotton, Raw.....	"	1,455	19,207	1,455	19,207
Dye-stuff.....	"	192	213	192	213
Eggs, Fresh.....	Pieces	586,100	1,566	586,100	1,566
Fans, Paper.....	"	2,770	166	2,770	166
Fish, Salt.....	Piculs	48	168	48	168
Fungus.....	"	771	18,129	771	18,129
Glue, Cow.....	"	39	497	39	497
Ground-nuts.....	"	80	162	80	162
Hair, Pig.....	"	40	121	40	121
Hides, Cow and Buffalo.....	"	180	1,982	180	1,982
Mats, Straw.....	Pieces	1,000	40	1,000	40
Medicines.....	Piculs	928	4,331	928	4,331
Millet.....	"	57	46	57	46
Nutgalls.....	"	805	16,914	805	16,914
Nuts, White.....	"	18	36	18	36
Oil, Wood.....	"	3,268	19,609	3,268	19,609
Prawns and Shrimps, Dried.....	"	27	540	27	540
Quicksilver.....	"	149	14,925	149	14,925
Rice.....	"	14,300	26,523	14,300	26,523
" Paddy.....	"	295	295	295	295
Sea Blubber.....	"	6	30	6	30
Seed, Lily Flower, or Lotus-nuts.....	"	194	3,497	194	3,497
" Melon.....	"	144	864	144	864
" Sesamum.....	"	23,841	95,367	23,841	95,367
Silk, Raw, White.....	"	1	360	1	360
" " Yellow.....	"	351	112,563	351	112,563
" Cocoons, Refuse.....	"	195	2,934	195	2,934
" Piece Goods.....	"	1	486	1	486
Skins (Furs), Goat.....	Pieces	1,986	798	1,986	798
Tallow, Animal.....	Piculs	67	323	67	323
" Vegetable.....	"	5,457	43,658	5,457	43,658
Varnish.....	"	40	3,032	40	3,032
Walnuts.....	"	500	3,009	500	3,009
Wax, White.....	"	536	29,525	536	29,525
" Yellow.....	"	68	1,653	68	1,653
Sundries, Unenumerated.....	Value	591	...	19	...	610
TOTAL.....	Hk. Ts.	486,290	...	489	...	486,779

SUMMARY.

To—	EXPORTS.		RE-EXPORTS.		TOTAL EXPORTS AND RE-EXPORTS.	
	<i>Hk. Tls</i>	<i>Hk. Tls</i>	<i>Hk. Tls</i>	<i>Hk. Tls</i>	<i>Hk. Tls</i>	<i>Hk. Tls</i>
Yangtze Ports.....	449,923		489		450,412	
Central Ports.....	36,367		...		36,367	
Total to Chinese Ports.....	<u>486,290</u>		<u>489</u>		<u>486,779</u>	
GRAND TOTAL.....	<u>486,290</u>		<u>489</u>		<u>486,779</u>	

TABLE No. VI.—TRANSIT TRADE.

a.—Table showing the Destinations of the various Goods forwarded under Transit Passes to the Interior during the Year 1902.

DESCRIPTION OF GOODS.	Classifier of Quantity.	HUPEH.		HUNAN.		SZECHWAN.		TOTAL.	
		Quantity.	Value.	Quantity.	Value.	Quantity.	Value.	Quantity.	Value.
COTTON GOODS.			<i>Hk. Tls</i>		<i>Hk. Tls</i>		<i>Hk. Tls</i>		<i>Hk. Tls</i>
Cotton Yarn, Grey and Bleached, Indian...	<i>Piculs</i>	15	427	225	6,413	240	6,840
" " " " Japanese	"	122	3,538	265	7,686	387	11,224
SUNDRIES.									
Cotton Gins	<i>Pieces</i>	23	345	23	345
Cuttle-fish	<i>Piculs</i>	28	476	28	476
Oil, Kerosene, American	<i>Gallons</i>	2,000	330	1,760	307	3,760	637
Pepper, Black	<i>Piculs</i>	36	730	36	730
Sandalwood	"	99	1,386	52	728	151	2,114
Sapanwood	"	96	266	96	266
Seaweed	"	736	2,392	710	1,936	1,446	4,328
Sugar, Refined	"	253	1,266	253	1,266
Sundries, Unenumerated	<i>Value</i>	87	...	87
TOTAL	<i>Hk. Tls</i>	...	5,374	...	4,310	...	18,629	...	28,313

b.—Table showing the Provinces from which Native Goods were brought under Transit Passes during the Year 1902.

Nil.

c.—Table showing the Number of Passes issued for, and the Amount of Duties collected on, Foreign Goods forwarded to the Interior under Transit Passes, as divided between the various Nationalities, during the Year 1902.

QUARTER.	BRITISH.		JAPANESE.		CHINESE.		TOTAL.	
	No. of Passes.	Transit Dues.	No. of Passes.	Transit Dues.	No. of Passes.	Transit Dues.	No. of Passes.	Transit Dues.
		<i>Hk. Tls. c.c.</i>		<i>Hk. Tls. c.c.</i>		<i>Hk. Tls. c.c.</i>		<i>Hk. Tls. c.c.</i>
1st quarter	2	6.2.0.8	20	34.6.3.0	1	5.2.5.0	23	46.0.8.8
2nd "	4	5.7.8.0	26	132.4.7.1	2	0.6.3.0	32	138.8.8.1
3rd "	10	7.8.4.6	16	27.7.4.9	1	1.9.2.4	27	37.5.1.9
4th "	27	60.2.2.2	58	195.5.7.1	1	14.8.6.8	86	270.6.6.1
TOTAL	43	80.0.5.6	120	390.4.2.1	5	22.6.7.2	168	493.1.4.9

d.—Table showing the Number of Passes surrendered for, and the Amount of Duties collected on, Native Goods brought from the Interior under Transit Passes, as divided between the various Nationalities, during the Year 1902.

Nil.

TABLE No. VII.—DUTIES.

a.—Duties paid under each Flag, for the Year ended 31st December 1902.

FLAG.	IMPORT.	EXPORT.	COAST TRADE.	TONNAGE.	TRANSIT.	OPIUM LIKIN.	TOTAL.
	<i>Hk. Ts. m. c. c.</i>	<i>Hk. Ts. m. c. c.</i>	<i>Hk. Ts. m. c. c.</i>	<i>Hk. Ts. m. c. c.</i>	<i>Hk. Ts. m. c. c.</i>	<i>Hk. Ts. m. c. c.</i>	<i>Hk. Ts. m. c. c.</i>
British.....	787.3.6.4	5,916.4.1.9	234.4.2.0	...	80.0.5.6	...	7,018.2.5.9
German.....	118.7.7.6	428.4.5.8	10.1.0.8	557.3.4.2
Japanese.....	1,798.7.2.5	4,267.5.1.1	486.0.9.9	...	390.4.2.1	...	6,942.7.5.6
Chinese.....	313.4.1.8	4,494.9.5.2	463.5.1.8	0.2.0.0	22.6.7.2	...	5,294.7.6.0
On Opium.....
TOTAL.....	3,018.2.8.3	15,107.3.4.0	1,194.1.4.5	0.2.0.0	493.1.4.9	...	19,813.1.1.7*

* No Drawbacks marked for cash payment during the year, to be deducted from this total.....*Hk. Ts. Nil.*

b.—Comparative Table of Duties collected, for the Years 1896* to 1902.

YEARS.	IMPORT (exclusive of Opium).	EXPORT (exclusive of Opium).	COAST TRADE (exclusive of Opium).	OPIUM (Import, Export, and Coast Trade).	TONNAGE.	TRANSIT.	OPIUM LIKIN.	TOTAL.
	<i>Hk. Ts. m. c. c.</i>	<i>Hk. Ts. m. c. c.</i>	<i>Hk. Ts. m. c. c.</i>	<i>Hk. Ts. m. c. c.</i>	<i>Hk. Ts. m. c. c.</i>	<i>Hk. Ts. m. c. c.</i>	<i>Hk. Ts. m. c. c.</i>	<i>Hk. Ts. m. c. c.</i>
1896*.....	...	1,184.3.2.3	592.1.6.2	1,776.4.8.5
1897.....	...	5,809.6.6.8	2,556.2.5.2	275.0.5.3	...	8,640.9.7.3
1898.....	...	2,757.0.6.7	1,226.5.7.2	56.4.4.8	...	4,040.0.8.7
1899.....	17.3.2.3	4,841.0.1.9	383.5.1.4	42.8.5.0	...	5,284.7.0.6
1900.....	88.4.8.7	5,713.4.7.6	656.0.1.0	163.0.0.1	...	6,620.9.7.4
1901.....	718.0.9.9	10,243.2.6.7	1,396.0.3.1	...	0.2.0.0	425.6.0.8	...	12,783.2.0.5
1902.....	3,018.2.8.3	15,107.3.4.0	1,194.1.4.5	...	0.2.0.0	493.1.4.9	...	19,813.1.1.7

* Three months ended 31st December.

B.—SPECIAL TABLES.

TABLE No. 1.—IMPORT TRADE.

Comparative Table of the principal Articles of Import, for the Years 1896* to 1902.

DESCRIPTION OF GOODS.	Classifier of Quantity.	1896.*	1897.	1898.	1899.	1900.	1901.	1902.
OPIUM.								
Malwa	<i>Piculs</i>	10
Patna	"	14
COTTON GOODS.								
Shirtings, Grey, Plain	<i>Pieces</i>	60	1,660	50	2,713	7,280	50,997	44,210
Sheetings, Grey, Plain, American	"	200	860	1,332
" " " English	"	80	420	1,980	1,560
Shirtings, White, Plain	"	...	180	40	1,330	7,478	26,260	30,962
Drills, American	"	650	1,180	1,650
T-Cloths	"	105	1,030	560
Printed Cottons	"	934	6,668	8,032
Dyed Cottons	"	5,714	12,431	18,777
Cotton Flannel	"	...	40	...	100	1,020	1,196	1,430
Handkerchiefs	<i>Dozens</i>	460	2,065	973
Cotton Yarn, Grey & Bleached, Japanese ..	<i>Piculs</i>	...	249	267	1,589	6,812	5,456	6,909
WOOLLEN GOODS.								
Camlets, English	<i>Pieces</i>	10	220	550	730
Lastings	"	60	...	320	400	540
Long Ells	"	390	970	940
METALS.								
Iron and Mild Steel, New :—								
Nails, Wire	<i>Piculs</i>	107	338	319
Wire	"	178	633	652
SUNDRIES.								
Cotton Gins	<i>Pieces</i>	...	152	211	435	664
Dyes, Aniline	<i>Val., Hk. Pcs.</i>	442	1,630	5,542	4,884
Machinery	"	4,800	568
Oil, Kerosene, American	<i>Gallons</i>	...	3,000	...	1,180	41,560	40,800	8,220
" " Russian	"	...	16,500	...	2,000	18,500	3,120	...
Pepper, Black	<i>Piculs</i>	...	31	47	82	163	303	312
Sandalwood	"	...	209	136	165	429	492	1,498
Seaweed	"	89	2,208	999	952	2,200	6,225	3,302

* Three months ended 31st December.

Comparative Table of the principal Articles of Import—Cont^d.

DESCRIPTION OF GOODS.	Classifier of Quantity.	1896.*	1897.	1898.	1899.	1900.	1901.	1902.
Sugar, Refined.....	<i>Piculs</i>	...	453	96	734	1,905	6,692	18,952
„ Candy.....	„	...	482	323	139	364	570	929
Telegraphic Materials.....	<i>Val., Hk. Pa.</i>	520	1,373	902	3,106	3,953	1,395	810
Umbrellas, Cotton.....	<i>Pieces</i>	840	8,613	7,140

Three months ended 31st December.

TABLE No. 2.—EXPORT TRADE.

Comparative Table of the principal Articles of Export, for the Years 1896* to 1902.

DESCRIPTION OF GOODS.	Classifier of Quantity.	1896.*	1897.	1898.	1899.	1900.	1901.	1902.
Beans, Black.....	<i>Piculs</i>	677	78	599
„ Green.....	„	360
„ Yellow.....	„	3,384
Cinnabar.....	„	3	17	42
Cloth, Native (Nankeens).....	„	12	21	1	30	424	525	785
Cotton, Raw.....	„	1,915	1,455
Fans, Paper.....	<i>Pieces</i>	29,079
Fungus.....	<i>Piculs</i>	...	30	60	13	39	618	771
Glue, Cow.....	„	15	251	85	100	39
Hides, Cow and Buffalo.....	„	7	...	93	101	180
Medicines.....	„	7	145	512	78	44	230	928
Nutgalls.....	„	387	3,174	1,244	494	965	1,248	805
Oil, Wood.....	„	36	...	185	3,268
Quicksilver.....	„	14	149
Rice.....	„	14,300
Seed, Lily Flower, or Lotus-nuts.....	„	...	4	...	22	112	36	194
„ Sesamum.....	„	1,333	23,841
Silk, Raw, Yellow.....	„	109	430	172	405	515	680	351
Tallow, Vegetable.....	„	579	316	466	2,851	2,387	7,006	5,457
Tea.....	„	...	278
Varnish.....	„	33	30	114	113	71	15	40
Walnuts.....	„	...	30	...	103	1,003	2,105	500
Wax, White.....	„	...	55	303	385	89	121	536
„ Yellow.....	„	...	66	39	13	...	52	68

* Three months ended 31st December.

TABLE No. 3.—VALUE OF TRADE.

Comparative Table of the Value of the Trade, for the Years 1896* to 1902.

YEARS.	IMPORTS FROM		EXPORTS TO		TOTAL IMPORTS AND EXPORTS.	RE-EXPORTS.	TREASURE AND COPPER CASH.		TRANSIT TRADE.	
	Foreign Countries.	Native Ports.	Foreign Countries.	Native Ports.			Imported.	Exported.	Inwards.	Outwards.
	Hk. <i>₹</i> ₹	Hk. <i>₹</i> ₹	Hk. <i>₹</i> ₹	Hk. <i>₹</i> ₹	Hk. <i>₹</i> ₹	Hk. <i>₹</i> ₹	Hk. <i>₹</i> ₹	Hk. <i>₹</i> ₹	Hk. <i>₹</i> ₹	Hk. <i>₹</i> ₹
1896*	6,091	...	36,023	42,114	...	1,380	8,370
1897.....	...	135,505	...	181,220	316,725	213	62,397	31,178	12,811	...
1898.....	...	79,315	...	91,878	171,193	83	33,786	43,366	2,031	...
1899.....	...	114,696	...	135,966	250,662	3,235	32,846	64,282	1,766	...
1900.....	...	389,296	...	161,793	551,089	330	49,320	30,783	6,276	...
1901.....	...	781,427	...	331,948	1,113,375	766	137,256	193,161	16,264	...
1902.....	...	1,023,721	...	486,290	1,510,011	1,832	58,792	154,984	28,313	...

* Three months ended 31st December.

TABLE No. 4.—SHIPPING.

Comparative Table of Shipping, for the Years 1896* to 1902.

a.—Under General Regulations.

YEARS.	ENTERED INWARDS.						CLEARED OUTWARDS.					
	STEAMERS.		SAILING VESSELS.		TOTAL.		STEAMERS.		SAILING VESSELS.		TOTAL.	
	No.	Tons.	No.	Tons.	No.	Tons.	No.	Tons.	No.	Tons.	No.	Tons.
1896*	23	15,998	23	15,998	23	15,998	23	15,998
1897.....	249	167,976	2	125	251	168,101	249	167,976	2	125	251	168,101
1898.....	246	168,200	246	168,200	246	168,200	246	168,200
1899.....	320	229,256	320	229,256	320	229,256	320	229,256
1900.....	303	226,909	303	226,909	303	226,909	303	226,909
1901.....	350	305,836	350	305,836	349	305,835	349	305,835
1902.....	365	370,167	1	15	366	370,182	365	370,167	1	15	366	370,182

* Three months ended 31st December.

b.—Under Inland Steam Navigation Rules.

YEARS.	ENTERED INWARDS.		CLEARED OUTWARDS.		TOTAL ENTERED AND CLEARED.	
	No.	Tons.	No.	Tons.	No.	Tons.
1896-1900.....
1901.....	7	7	7	7	14	14
1902.....	2	2	3	3	5	5

TABLE No. 5.—TREASURE.

Treasure Imported and Exported during the Year 1902.

COUNTRIES FROM WHICH IMPORTED AND TO WHICH EXPORTED.	IMPORTS.					EXPORTS.				
	GOLD.		SILVER.		COPPER CASH.	GOLD.		SILVER.		COPPER CASH.
	In Bars.	In Bars.	In Sycee.	In Dollars.		In Bars.	In Bars.	In Sycee.	In Dollars.	
	Hk. Ts.	Hk. Ts.	Hk. Ts.	Hk. Ts.	Hk. Ts.	Hk. Ts.	Hk. Ts.	Hk. Ts.	Hk. Ts.	
1. FOREIGN COUNTRIES.....
TOTAL: 1. FOREIGN COUNTRIES
2. CHINA:—										
Hankow.....	14,080	148,567
Yochow.....	44,712
Ichang.....	6,417
TOTAL: 2. CHINA.....	58,792	154,984
TOTAL: 1 and 2. FOREIGN COUNTRIES AND CHINA.....	58,792	154,984
GRAND TOTAL.....	58,792	154,984

TABLE No. 6.—PASSENGER TRAFFIC.

Passenger Traffic during the Year 1902.

PASSENGERS TO					PASSENGERS FROM			
STEAMERS.		SAILING VESSELS.			STEAMERS.		SAILING VESSELS.	
Foreigners.	Natives.	Foreigners.	Natives.		Foreigners.	Natives.	Foreigners.	Natives.
28	4,779		Hankow.....	42	5,316	...
41	3,085	Ichang.....	30	1,830
69	7,864	TOTAL.....	72	7,146

YOCHOW TRADE REPORT, FOR THE YEAR 1902.

1°. LOCAL.—The usefulness of Yochow as an open port for international trade has yet to be demonstrated. But it may be hoped, as a result of the past year's working and the liberal treatment accorded to vessels, that we shall speedily justify our existence. Although the figures for the port's trade for the year under review, the third since its opening, show considerable advance, yet the criticism passed on the absence of "Foreign enterprise" in the 1901 Report (qualified though it is to a limited extent, as will appear) is still pertinent and deserves attention. The total value of the trade coming under our supervision was *Hk.Ts* 1,230,215, against *Hk.Ts* 401,000 in the previous year. The increase is well divided between the three heads—Imports, Foreign and Native, and Exports, with a balance in favour of Exports. The grain crop in the Yangtze Valley was a remarkable one, and it would be interesting to know how it compares with that of Burma, whence, it is said, over 2,000,000 tons are available for export. In Hunan "thirteen-tenths" was spoken of to describe the harvest. The new Rice was placed on the market at 2,000 cash a picul. The South China crops being deficient, a brisk and profitable trade in consequence arose, profitable alike to Government and people. Regarding the, to us, all-important question of steam communication and trade between Hankow—the ocean steamer terminus and business metropolis of the Yangtze—and the interior of Hunan, it was pointed out in the preceding year's Report that through traffic, in which only Chinese steam-launches were engaged, and which had been interrupted by the opening of this port, had been resumed. In the year under review, thanks to the enterprise of Messrs. JARDINE, MATHESON, & Co.'s Hankow representative, the British s.s. *Changwo* was experimentally placed on this new run. The provincial authorities welcomed the advent of the Foreign flag; most liberal treatment was accorded the vessel, and the result has, it is certain, been satisfactory to all concerned. It may be of service to place on record the facilities accorded the *Changwo*. On arrival at Yochow the River Pass is surrendered and an Inland Certificate issued; Import Duties and inward Likin charges are assessed at the Custom House, and under the Customs Guarantee system the vessel is not detained till these Dues have been paid. The next and only stop is at Yochow city, to discharge and receive passengers and for *visé* of the Inland Pass Book. At Changsha, as at Hsiang-t'an, there are no Dues to be met by the ship, and cargo can be freely landed and Export cargo shipped. On the return voyage the first compulsory stop is at Yochow city, where all cargo, junk or steamer borne and unaccompanied by Likin-paid receipts, is taxed. This may involve the delay of an hour. On arrival at Yochow Custom House, the Inland Certificate is surrendered, Export Duties settled, and the vessel proceeds under the River Pass to Hankow. So far as Transit privileges are concerned, the amended Inland Regulations of the new British Treaty will add nothing to present methods. The Hunanese merchant has had the advantages of quick transit brought home, and he begins to understand the meaning and efficacy of "through rates." Further, whereas during the previous year no cargo was landed at Yochow from the river steamers of the Yangtze lines, now many vessels bring a small consignment.

2°. REVENUE.—The collection of the year amounts to *Hk.Ts* 27,886, against *Hk.Ts* 4,000 collected in 1901; to this amount the Export Duty contributed *Hk.Ts* 18,500.

3°. FOREIGN TRADE.—*See infra*, 4° (c).

4°. COAST TRADE.—(a.) *Original Shipments Coastwise*.—Native produce to the value of *Hk.Tls.* 330,856 was exported, all to Hankow in the first instance. Although this amount represents an advance of *Hk.Tls.* 307,700 over the figures for 1901, yet the gentle sarcasm of that year's review applies to the present, viz., that "the Export table is only conspicuous by the absence in it of goods from this province of which large quantities are known to be exported," e.g., Coal, Hemp, Oils, Seeds, Teas, etc. Of minerals, in which the province is rich, our Returns record a small quantity of Antimony (Ore and Matte), Arsenic, Lead, and Zinc. Under a recent arrangement of the Hunan Bureau of Mines, Ores shipped by junk or steamer are in future to pay Export Duty at this port, and accompanied by special certificates will be exempt from further Duty payments (unless retained for local use). The new procedure came into force one month before the end of the year, and 31 junks, loaded with 15,405 piculs of Antimony, Lead, and Zinc, had reported before its close. These metals had been heretofore carried Likin free to Hankow and there exported abroad in the usual way. The new arrangement will benefit shippers, and the procedure being applicable to steamer-borne cargo, a new article for direct freight is obtained. It is said, however, that freight being very cheap, the carriage of this cargo (as of Rice) does not pay; by this, I presume, is meant that more valuable cargo is preferred. 100,759 piculs of Rice passed out under the Foreign flag, a quantity bearing no measurable proportion to what must have left by Native junks. This Rice was all destined for Kwangtung, and it has been estimated that a profit of not less than \$2 to \$3 per picul accrued to the Rice merchants. A small shipment of Silk appears in our tables, a produce of the experiment made in the Changsha district about 10 years ago by the provincial authorities; Silk is not an indigenous product in Hunan. Of Grasscloth, 119 piculs of Fine and 62 piculs of Coarse, in place of 63 piculs and 30 piculs respectively the previous year, were exported through this office. The producing centre is Liu-yang (瀏陽), due east of Changsha; the material is inferior, I am informed, to that of the southern article, though somewhat stronger. 82 piculs of a coarse Paper, largely produced about I-yang (益陽), passed outwards, and our Import table shows that 725 piculs of other varieties entered. A collection of Chinese Papers properly labelled—locality, price, material, use, etc.—would form a most interesting and instructive exhibition.

(b.) *Reshipments Coastwise*.—No remarks.

(c.) *Coastwise Arrivals*.—Foreign goods to the value of *Hk.Tls.* 499,000 (Opium, *Hk.Tls.* 143,500) were imported, as against *Hk.Tls.* 203,500 worth (Opium, *Hk.Tls.* 87,000) arrived in 1901. Cotton Goods—with the exception of Italians (9,600 pieces, against 2,000 pieces) and a small increase in Drills and Yarn (an advance of 2,049 piculs)—have but slightly varied from the previous year's figures. The consumption of Yarn in this neighbourhood is estimated to have been 1,254 bales, chiefly Japanese, against 1,029 bales in 1901. The above figure is some 200 bales in excess of steamer importations. It will, however, be borne in mind that the junk trade with Hunan, as evidenced even by the Transit tables of the Hankow Customs, is great, and steamer enterprise here may be said not to have as yet affected it in the least. Although our Returns show that Indian Yarn advanced by 1,548 piculs, while Japanese only gained 413 piculs, yet I am assured that the latter article is greatly in favour and that the Japanese agents are most enterprising. The Foreign "Sundries" list has increased by 16 items: as new we may notice Sugars (which find a ready sale), Black and White Pepper, and Cassia. Of Native Imports, 36 items figure, in place of 27 in the previous year: Silk Piece Goods from Nanking, worth *Hk.Tls.* 145,800; Medicines, valued at *Hk.Tls.* 16,000; Paper, valued at *Hk.Tls.* 17,000; Prepared Swatow Tobacco, declared at *Hk.Tls.* 123,700; and Sugars (in which the Szechwan Brown

competes with the southern article), to the extent of *Hk.Ta* 26,400 worth, are the principal items,—all largely in advance of the figures of 1901. All Sundries were imported by the s.s. *Changwo*, and for the improvements noted above we are chiefly indebted to that vessel.

5°. INLAND TRANSIT.—(a.) *Inwards*.—With the exception of Cotton Yarn and a few Piece Goods, most of the Foreign Imports were sent, so long as steamers were able to run, under cover of Transit Pass to the interior.

(b.) *Outwards*.—*Nil*. A few Passes for Hides, Nutgalls, and Tea have been issued from Hankow, but to date not surrendered here. It is probable that the produce has found its way to Shasi by one of the many smaller waterways of this province which give into the Yangtze.

6°. SHIPPING.—(a.) *Under General Regulations*.—The tonnage under this heading is chiefly that of the Hankow-Ichang line steamers calling at this port *en route*.

(b.) *Under Inland Steam Navigation Rules*.—The total number of entries and clearances is slightly in advance of the previous year's total. The British s.s. *Changwo*, with 34 reports and 23,664 tons, is the new item in this table (see "Local" paragraph). The number of Chinese launches has slightly increased, but with a reduced tonnage. These launches carry little cargo, for which they have no suitable accommodation whatever; and although the number of passengers is considerable, the comfort, as we understand the word, of the Native is not studied. As a consequence, with the advent of the colder weather, passengers have forsaken these launches and travel either by the Yangtze steamers or Native junks. Towards the end of the year only one out of four regular launches remained on the run. It is said that the transport of 100 passengers per trip is required to make launch traffic profitable. The fare from Hankow to Yochow is \$2, and to Changsha, \$3.40; down fares are a trifle less. The Hunanese have not shown themselves enterprising in the shipping line, neither do they seem inclined to trust their capital to Natives of other provinces. It may be that the wealthy classes think mining developments are more important and less risky than steamship companies, for they are vigorously turning their energies in that direction. Between 4th April and 21st October vessels drawing 5 feet of water had no difficulty in reaching Changsha. Prior to April and subsequent to October the localities reached varied from time to time; at the end of the year a rise of water enabled a launch drawing 4 feet 8 inches to run to Changsha. The highest water registered at the Custom House has been 37 feet 5 inches, or 10 feet 5 inches less than in 1901.

7°. PASSENGER TRAFFIC.—Slightly on the increase. Of passengers carried between inland towns, we have no statistics. Four launches during the summer season remained inland plying between Changsha and Hsiang-t'an for the most part, with an occasional trip to Ch'ang-tê.

8°. TREASURE.—A small quantity of Sycee was shipped to Shasi and Ichang, on account of local Opium hong.

9°. OPIUM.—(a.) *Foreign*.—No remarks.

(b.) *Native*.—Three varieties are on sale locally: the Yunnan, at 380 cash per ounce; the Szechwan, at 230 cash; and a cheaper kind, at 220 cash. The drug enters the district by various inland routes.

10°. MISCELLANEOUS.—The port and inland waters have been visited by H.B.M.S. *Snipe* and H.I.G.M.S. *Vorwärts*. Messrs. RUSSELL and GILES, of the British Consular Service, paid visits to the Governor at Changsha. The riot at Ch'ên-chou (辰州) on the 15th August, with the sad death of two British missionaries, necessitated a Consular visit to that city, and a full inquiry was held before Mr. GILES and a Changsha official acting as the Governor's deputy. H.B.M.'s Minister insisted on exemplary measures being taken with the delinquent officials, and Mr. RUSSELL was conveyed to Changsha in the *Snipe* to witness the execution of one, a

military official, in obedience to an Imperial Edict. Cholera has been severe throughout the province. Popular ignorance and, perhaps, directed prejudice connected the Foreigner with the scourge, and brought about the above outrage. Rumours of an unpleasant nature have been rife in many parts of Hunan. An abortive attempt to arouse popular passion at Pao-ch'ing-fu (寶慶) in September led to the arrest and decapitation of the ringleader, a minor military official. The Imperial Post Office has extended its operations throughout the province, and at the close of the year was at work in more than a dozen centres. New schools are being rapidly opened in Hunan in accordance with Imperial commands. Middle-class schools (中學堂) have been opened in five of the required centres, leaving nine still to be provided for; while of the lower, or junior, schools (小學堂), 46 centres have been provided for, leaving 26 unsupplied. In one department, it is said, over 400 subsidiary junior schools have been opened throughout the country side. The funds needed are provided by each district—in some cases, by the closing or reconstruction of existing or effete institutions, in others, from a small increase of taxation on local products. The railway intended for the carriage of Coke from the Ping-hsiang mines (萍鄉), in Kiangsi, to the Hsiang River has made considerable progress and is practically complete to Li-ling (醴陵), whence there is water communication with the Hsiang; the line may be continued to the river. Railway plant to the value of *Hk.Tts.* 26,000 has been imported through this office; but no cognizance is taken of the tugs and lighters, loaded with Machinery, Coke, etc., that pass freely during the high-water season between the Hanyang Works and Li-ling. Mining and prospecting are being vigorously prosecuted in Hunan. Two parties of Japanese experts are on tour, and the Government's Mining Adviser, WALLACE BROAD, Esquire, has made a visit of several weeks duration to the interior. All mining rights are under the control of two semi-official companies, and with whom would-be *concessionnaires* must deal; these divide the province, and one of them has the monopoly of refining works. The two companies are subject to the control of the official Bureau of Mines. It is freely rumoured that smelting and refining works are to be shortly erected at Yochow, and that the Ping-hsiang Mining Company will open a *depôt* here. The Japanese Hunan Steamship Company will open operations very shortly with three specially designed boats, and it is said that wharfage accommodation has been secured at both Changsha and Hsiang-t'an. It is expected that another firm will introduce a Thorneycroft vessel into these waters and give a thorough trial to its profit-making possibilities. With our through navigation rules and with wharf and godown facilities in inland centres, there is no present need for an "open port" up the Hsiang Valley. The Government may, however, for other than commercial reasons, be led to "open" Changsha in the near future. But this is not the place to enter into the discussion of the "open-port" question for Hunan, interesting as it is. Messrs. BUTTERFIELD & SWIRE have acquired land in the Yochow Settlement. Cash exchange ruled high throughout the year: the Likin office quotation is 760 large cash to \$1; in the open market 780 cash can be obtained, and with small cash 810, for \$1 (Mexican or Hupeh). The Hunan Mint has issued a supply of the 10-cash bronze coin, but difficulties with the exchange shops have delayed circulation. The summer was long, dry, and rather trying.

ALFRED H. HARRIS,

Acting Commissioner of Customs.

Yochow, 26th January 1903.

YOCHOW TRADE RETURNS,

FOR THE YEAR 1902.

A.—GENERAL TABLES.

TABLE No. I.—SHIPPING.

Number and Tonnage of Vessels Entered and Cleared under each Flag,
for the Year ended 31st December 1902.

a.—Under General Regulations.

FLAG.	STEAMERS.													
	ENTERED INWARDS.						CLEARED OUTWARDS.						TOTAL ENTERED AND CLEARED.	
	With Cargo.		In Ballast.		TOTAL.		With Cargo.		In Ballast.		TOTAL.			
	No.	Tons.	No.	Tons.	No.	Tons.	No.	Tons.	No.	Tons.	No.	Tons.	No.	Tons.
British.....	33	31,280	102	131,724	135	163,004	30	26,920	105	136,084	135	163,004	270	326,008
German.....	29	29,317	29	29,317	29	29,317	29	29,317	58	58,634
Japanese.....	1	1,050	114	180,950	115	182,000	7	7,350	108	174,650	115	182,000	230	364,000
Chinese.....	79	5,285	184	66,780	263	72,065	26	1,879	240	70,266	266	72,145	529	144,210
Total Steamers	113	37,615	429	408,771	542	446,386	63	36,149	482	410,317	545	446,466	1,087	892,852
SAILING VESSELS.—Nil.														

b.—Under Inland Steam Navigation Rules.

FLAG.	ENTERED INWARDS.						CLEARED OUTWARDS.						TOTAL ENTERED AND CLEARED.	
	With Cargo.		In Ballast.		TOTAL.		With Cargo.		In Ballast.		TOTAL.			
	No.	Tons.	No.	Tons.	No.	Tons.	No.	Tons.	No.	Tons.	No.	Tons.	No.	Tons.
British.....	16	11,136	1	696	17	11,832	17	11,832	17	11,832	34	23,664
Chinese f.....	51	3,677	115	7,550	166	11,227	74	5,213	89	5,934	163	11,147	329	22,374
TOTAL.....	67	14,813	116	8,246	183	23,059	91	17,045	89	5,934	180	22,979	363	46,038

TABLE No. II.—GROSS AND NET VALUES OF THE TRADE OF YOCHOW,
1900 TO 1902.

	1900.		1901.		1902.	
	NET VALUES.	GROSS VALUES.	NET VALUES.	GROSS VALUES.	NET VALUES.	GROSS VALUES.
	<i>Hk. Ts</i>	<i>Hk. Ts</i>	<i>Hk. Ts</i>	<i>Hk. Ts</i>	<i>Hk. Ts</i>	<i>Hk. Ts</i>
FOREIGN GOODS.						
Imported from Foreign Countries and Hongkong.....	
Imported from Chinese Ports	78,927		203,478		499,244	
Total Foreign Imports.....		78,927		203,478		499,244
Re-exported to Foreign Countries and Hongkong	
Re-exported to Chinese Ports (chiefly to Hankow)		475		203	
Total Foreign Re-exports.....			475		203	
Net Total Foreign Imports	78,927		203,003		499,041	
NATIVE PRODUCE.						
Imported (chiefly from Hankow, Shasi, and Ichang) ..		57,777		174,373		400,890
Re-exported to Foreign Countries.....	
Re-exported to Chinese Ports.....		572	
Total Native Re-exports					572	
Net Total Native Imports.....	57,777		174,373		400,318	
Native Produce of local origin Exported to } Foreign Countries	
Native Produce of local origin Exported to } Chinese Ports.....	7,123		23,133		330,856	
Total Exports of local origin....		7,123		23,133		330,856
Gross Value of the Trade of the Port.....		143,827		400,984		1,230,990
Net Value of the Trade of the Port, i.e., Foreign and Native Imports less Re-exports, and Native Exports of local origin.....	143,827		400,509		1,230,215	

TABLE No. III.—TRADE IN FOREIGN GOODS.—Imports and Re-exports.

DESCRIPTION OF GOODS.	Classifier of Quantity.	IMPORTS FROM FOREIGN COUNTRIES AND HONGKONG.		IMPORTS FROM CHINESE PORTS.		RE-EXPORTS TO FOREIGN COUNTRIES AND HONGKONG.		RE-EXPORTS TO CHINESE PORTS.		NET TOTAL IMPORTS.	
		Quantity.	Value.	Quantity.	Value.	Quantity.	Value.	Quantity.	Value.	Quantity.	Value.
OPIUM:—			<i>Hk. Ta</i>		<i>Hk. Ta</i>		<i>Hk. Ta</i>		<i>Hk. Ta</i>		<i>Hk. Ta</i>
Malwa.....	<i>Piculs</i>	25.50	18,250	25.50	18,250
Patna.....	"	209.35	124,554	209.35	124,554
Benares.....	"	1.20	696	1.20	696
COTTON GOODS:—											
Shirtings, Grey, Plain.....	<i>Pieces</i>	7,390	19,020	7,390	19,020
" White, ".....	"	6,811	28,336	6,811	28,336
" Dyed, Figured, Brocaded, and Spotted.....	"	390	1,256	390	1,256
Drills, English.....	"	390	1,170	390	1,170
" Dutch.....	"	100	342	100	342
" American.....	"	345	1,149	345	1,149
Sheetings, Grey, Plain, English.....	"	600	1,950	600	1,950
Chintzes and Furnitures.....	"	1,310	3,673	1,310	3,673
Turkey Red Cottons.....	"	723	3,144	723	3,144
Cotton Lastings, Plain and Figured.....	"	1,670	6,070	1,670	6,070
" Italians, Plain and Figured.....	"	9,604	49,681	9,604	49,681
Velvets.....	"	164	1,079	164	1,079
Cotton Spanish Stripes.....	"	192	1,030	192	1,030
" Flannel.....	"	630	1,885	630	1,885
" Goods, Unclassed.....	<i>Value</i>	926	926
" Yarn, Indian.....	<i>Piculs</i>	2,277	70,513	2,277	70,513
" " Japanese.....	"	891	24,819	891	24,819
WOOLLEN GOODS:—											
Camlets, English.....	<i>Pieces</i>	30	438	30	438
Long Ells.....	"	85	498	85	498
Spanish Stripes.....	"	24	356	24	356
Cloth, Broad, Medium, and Russian.....	"	118	4,033	118	4,033
Union Italian Cloth, Plain and Figured.....	"	90	550	90	550
Woollen Goods, Unclassed.....	<i>Value</i>	558	558
MISCELLANEOUS PIECE GOODS:—											
Silk and Cotton Mixtures, Plain.....	<i>Pieces</i>	150	280	150	280
METALS:—											
Iron, Hoop.....	<i>Piculs</i>	262	961	262	961
" Old.....	"	10	20	10	20
" Nails.....	"	38	156	38	156
Tin, in Slabs.....	"	56	2,502	56	2,502
SUNDRIES:—											
Bags, Gunny.....	<i>Pieces</i>	108,600	8,500	108,600	8,500
Betel-nut Husk.....	<i>Piculs</i>	155	430	155	430
Bicho de Mar, Black.....	"	36	1,287	36	1,287
" " White.....	"	40	897	40	897
Birds Nests, 1st Quality.....	<i>Catties</i>	46	1,587	46	1,587
" " 2nd ".....	"	74	1,406	74	1,406
Cassia Lignea.....	<i>Piculs</i>	17	405	17	405
" Twigs.....	"	34	118	34	118
Clams, Dried.....	"	73	1,319	73	1,319

TABLE No. III.—TRADE IN FOREIGN GOODS.—Imports and Re-exports—Cont^d.

DESCRIPTION OF GOODS.	Classifier of Quantity.	IMPORTS FROM FOREIGN COUNTRIES AND HONGKONG.		IMPORTS FROM CHINESE PORTS.		RE-EXPORTS TO FOREIGN COUNTRIES AND HONGKONG.		RE-EXPORTS TO CHINESE PORTS.		NET TOTAL IMPORTS.	
		Quantity.	Value.	Quantity.	Value.	Quantity.	Value.	Quantity.	Value.	Quantity.	Value.
<i>SUNDRIES, continued:—</i>			<i>Hk. Ts.</i>		<i>Hk. Ts.</i>		<i>Hk. Ts.</i>		<i>Hk. Ts.</i>		<i>Hk. Ts.</i>
Coal.....	<i>Tons</i>	375	4,313	375	4,313
Compooy.....	<i>Piculs</i>	7	317	7	317
Cuttle-fish.....	"	106	1,589	106	1,589
Fans, Palm-leaf.....	<i>Pieces</i>	26,749	221	26,749	221
Ginseng, Corean.....	<i>Catties</i>	100	1,329	100	1,329
" American, Clarified.....	"	200	1,970	200	1,970
Isinglass.....	<i>Piculs</i>	3	113	3	113
Lichees, Dried.....	"	53	344	53	344
Medicines.....	<i>Value</i>	1,112	1,112
Mushrooms.....	<i>Piculs</i>	19	967	19	967
Pepper, Black.....	"	74	1,439	74	1,439
" White.....	"	12	451	12	451
Prawns and Shrimps, Dried.....	"	7	151	7	151
Railway Plant and Materials.....	<i>Value</i>	26,351	26,351
Raisins.....	<i>Piculs</i>	11	134	11	134
Sandalwood.....	"	78	1,051	78	1,051
Seaweed, Japan.....	"	232	686	232	686
Silk and Cotton Ribbons.....	<i>Value</i>	637	637
Stores, Household.....	"	157	157
Sugar, Brown.....	<i>Piculs</i>	1,951	7,811	1,951	7,811
" White.....	"	3,376	16,704	3,376	16,704
" Refined.....	"	5,458	27,986	5,458	27,986
" Candy.....	"	1,679	11,281	1,679	11,281
Telegraphic Materials.....	<i>Value</i>	3,798	3,798
Sundries, Unenumerated.....	"	2,488	203	...	2,285
TOTAL.....	<i>Hk. Ts.</i>	499,244	203	499,041

SUMMARY.

IMPORTS from Foreign Countries.....	<i>Hk. Ts.</i>	<i>Nil.</i>
Imports from Chinese Ports.....	"	499,244
TOTAL FOREIGN IMPORTS.....	<i>Hk. Ts.</i>	499,244
RE-EXPORTS to Yangtze Ports.....	<i>Hk. Ts.</i>	203
Total to Chinese Ports.....	<i>Hk. Ts.</i>	203
TOTAL FOREIGN RE-EXPORTS.....	<i>Hk. Ts.</i>	203
NET TOTAL FOREIGN IMPORTS.....	<i>Hk. Ts.</i>	499,041

TABLE No. IV.—TRADE IN NATIVE PRODUCE.—Imports and Re-exports.

DESCRIPTION OF GOODS.	Classifier of Quantity.	IMPORTS FROM CHINESE PORTS.		— RE-EXPORTS TO CHINESE PORTS.		RE-EXPORTS TO FOREIGN COUNTRIES AND HONGKONG.		NET TOTAL IMPORTS.	
		Quantity.	Value.	Quantity.	Value.	Quantity.	Value.	Quantity.	Value.
			<i>Hk. Tls</i>		<i>Hk. Tls</i>		<i>Hk. Tls</i>		<i>Hk. Tls</i>
Bags, Gunny and Hemp.....	<i>Pieces</i>	12,800	794	12,800	794
Bamboo Shoots.....	<i>Piculs</i>	475	2,804	475	2,804
Bambooware.....	"	51	844	51	844
Betel-nuts.....	"	1,314	5,912	1,314	5,912
Books, Chinese.....	"	183	8,234	13	566	170	7,668
China-root.....	"	63	190	63	190
Clams, Dried.....	"	56	1,090	56	1,090
Cotton Yarn *.....	"	35	1,086	35	1,086
Cuttle-fish.....	"	1,087	18,478	1,087	18,478
Dates, Black.....	"	23	276	23	276
Fans, Fancy.....	<i>Pieces</i>	25,498	258	25,498	258
" Paper.....	"	459,338	9,187	459,338	9,187
Ginseng, Native.....	<i>Piculs</i>	5	622	5	622
Horns, Deer, Young.....	<i>Pairs</i>	22	1,210	22	1,210
" " Old.....	<i>Piculs</i>	6	1,094	6	1,094
Lacquerware.....	"	17	616	17	616
Lead, White.....	"	27	230	27	230
Lichees, Dried.....	"	157	1,566	157	1,566
Liquorice.....	"	138	2,137	138	2,137
Lung-ngans, Dried.....	"	583	8,155	1	6	582	8,149
Medicines.....	<i>Value</i>	...	16,030	16,030
Mushrooms.....	<i>Piculs</i>	4	213	4	213
Paper, 1st Quality.....	"	709	17,011	709	17,011
" 2nd.....	"	16	110	16	110
Peel, Orange.....	"	85	2,030	85	2,030
Preserves.....	"	16	126	16	126
Sea Blubber.....	"	49	241	49	241
Silk Piece Goods.....	"	249	145,536	249	145,536
" Pongees.....	"	1	285	1	285
" and Cotton Ribbons.....	"	3	955	3	955
" Ribbons.....	"	1	599	1	599
Sugar, Brown.....	"	1,602	6,408	1,602	6,408
" White.....	"	4,011	20,053	4,011	20,053
" Candy.....	"	38	251	38	251
Tobacco, Prepared.....	"	4,124	123,709	4,124	123,709
" Knives.....	"	19	251	19	251
Sundries, Unenumerated.....	<i>Value</i>	...	2,299	2,299
TOTAL.....	<i>Hk. Tls</i>		400,890		572				400,318

* Steam Factory product.

SUMMARY.			
IMPORTS from Yangtze Ports.....	<i>Hk. Tls</i>	400,890	
Total from Chinese Ports.....	<i>Hk. Tls</i>	400,890	
TOTAL NATIVE IMPORTS.....	<i>Hk. Tls</i>	400,890	
RE-EXPORTS to Yangtze Ports.....	<i>Hk. Tls</i>	572	
Total to Chinese Ports.....	<i>Hk. Tls</i>	572	
TOTAL NATIVE RE-EXPORTS.....	<i>Hk. Tls</i>	572	
NET TOTAL NATIVE IMPORTS.....	<i>Hk. Tls</i>	400,318	

TABLE No. V.—TRADE IN NATIVE PRODUCE.—Exports and Re-exports.

DESCRIPTION OF GOODS.	Classifier of Quantity.	EXPORTS TO FOREIGN COUNTRIES.		EXPORTS TO HONGKONG.		EXPORTS TO CHINESE PORTS.		TOTAL RE-EXPORTS TO FOREIGN COUNTRIES, HONGKONG, AND CHINESE PORTS.		TOTAL EXPORTS (including Re-exports).	
		Quantity.	Value.	Quantity.	Value.	Quantity.	Value.	Quantity.	Value.	Quantity.	Value.
Antimony Ore.....	Piculs	...	Hk. <i>Tls</i>	...	Hk. <i>Tls</i>	3,360	6,000	...	Hk. <i>Tls</i>	3,360	6,000
" Refined, Sulphide of	"	30,156	90,469	30,156	90,469
Arsenic.....	"	863	4,834	863	4,834
Bamboo Shoots.....	"	90	2,018	90	2,018
Books, Chinese.....	"	57	2,557	13	566	70	3,123
Cake-stuff.....	"	637	9,656	637	9,656
Coal.....	Tons	24	108	24	108
Fire-crackers and Fireworks.....	Piculs	2,475	16,088	2,475	16,088
Grasscloth, Fine.....	"	119	5,489	119	5,489
" Coarse.....	"	62	1,333	62	1,333
Hides, Cow and Buffalo.....	"	40	873	40	873
Lead Ore.....	"	504	600	504	600
Medicines.....	Value	1,732	1,732
Nankeens.....	Piculs	58	1,160	58	1,160
Paper, 1st Quality.....	"	82	1,483	82	1,483
Peppermint Leaf.....	"	94	376	94	376
Rice.....	"	100,759	161,215	100,759	161,215
Seed, Lily Flower, or Lotus-nuts.....	"	654	9,150	654	9,150
Silk, Raw, Yellow.....	"	12	2,815	12	2,815
Steel.....	"	612	2,847	612	2,847
Tallow, Animal.....	"	70	661	70	661
Tobacco, Leaf.....	"	42	375	42	375
Varnish.....	"	132	7,279	132	7,279
Wax, Yellow.....	"	24	714	24	714
Zinc Ore.....	"	252	150	252	150
Sundries, Unenumerated.....	Value	874	...	6	...	880
TOTAL.....	Hk. <i>Tls</i>	330,856	...	572	...	331,428

SUMMARY.

To—	EXPORTS.		RE-EXPORTS.		TOTAL EXPORTS AND RE-EXPORTS.	
	Hk. <i>Tls</i>	Hk. <i>Tls</i>	Hk. <i>Tls</i>	Hk. <i>Tls</i>	Hk. <i>Tls</i>	Hk. <i>Tls</i>
Yangtze Ports.....	278,802		572		279,374	
Central Ports.....	7,279		...		7,279	
Southern Ports.....	44,775		...		44,775	
Total to Chinese Ports.....		330,856		572		331,428
GRAND TOTAL.....		330,856		572		331,428

TABLE No. VI.—TRANSIT TRADE.

a.—Table showing the Destinations of the various Goods forwarded under Transit Passes to the Interior during the Year 1902.

DESCRIPTION OF GOODS.	Classifier of Quantity.	HUNAN.		DESCRIPTION OF GOODS.	Classifier of Quantity.	HUNAN.	
		Quantity.	Value.			Quantity.	Value.
COTTON GOODS :—			<i>Hk. Ta</i>	SUNDRIES, continued :—			<i>Hk. Ta</i>
Shirtings, Grey, Plain.....	<i>Pieces</i>	6,170	15,955	Bicho de Mar, Black.....	<i>Piculs</i>	36	1,287
" White, ".....	"	5,331	22,609	" White.....	"	40	897
" Dyed, Figured and Bro- caded.....	"	360	1,063	Birds Nests, 1st Quality.....	<i>Catties</i>	46	1,587
Drills, English.....	"	392	1,170	" 2nd ".....	"	74	1,406
" American.....	"	120	360	Cassia Lignea.....	<i>Piculs</i>	17	405
Sheetings, English.....	"	380	1,220	" Twigs.....	"	34	118
Chintzes and Furnitures.....	"	740	1,735	Clams, Dried.....	"	73	1,319
Turkey Red Cottons.....	"	570	2,516	Compoy.....	"	7	317
Cotton Lastings, Plain and Figured	"	1,440	4,834	Cuttle-fish.....	"	106	1,589
" Italians, ".....	"	8,345	43,280	Fans, Palm-leaf.....	<i>Pieces</i>	26,749	221
Velvets.....	"	134	924	Ginseng, Corean.....	<i>Catties</i>	100	1,329
Cotton Spanish Stripes.....	"	144	672	" American, Clarified.....	"	200	1,970
" Flannel.....	"	490	1,427	Glass Beads, Satin.....	<i>Pieces</i>	1,490	241
" Goods, Unclassed.....	<i>Value</i>	...	660	Isinglass.....	<i>Piculs</i>	3	113
" Yarn, Indian.....	<i>Piculs</i>	168	5,208	Lichees, Dried.....	"	53	344
" " Japanese.....	"	263	7,052	Medicines.....	<i>Value</i>	...	1,112
WOOLLEN GOODS :—				Mushrooms.....	<i>Piculs</i>	21	1,056
Camlets, English.....	<i>Pieces</i>	30	438	Pepper, Black.....	"	74	1,439
Long Ells.....	"	85	498	" White.....	"	12	451
Spanish Stripes.....	"	24	356	Prawns and Shrimps, Dried.....	"	7	151
Cloth, Broad, Medium, and Habit...	"	118	4,016	Raisins.....	"	11	134
Italian Cloth.....	"	90	550	Sandalwood.....	"	78	1,051
Woollen Goods, Unclassed.....	<i>Value</i>	...	558	Seaweed, Japan.....	"	232	686
MISCELLANEOUS PIECE GOODS :—				Silk Ribbons.....	<i>Value</i>	...	620
Silk and Cotton Mixtures.....	<i>Pieces</i>	150	280	Sugar, Brown.....	<i>Piculs</i>	1,837	7,355
METALS :—				" White.....	"	3,376	16,704
Iron, Hoop.....	<i>Piculs</i>	262	961	" Refined.....	"	4,589	23,645
" Old.....	"	10	20	" Candy.....	"	1,668	11,207
" Nails.....	"	38	156	Sundries, Unenumerated.....	<i>Value</i>	...	2,012
Tin, in Slabs.....	"	56	2,502				
SUNDRIES :—				CHINESE COTTON GOODS * :—			
Bags, Gunny.....	<i>Pieces</i>	90,500	7,142	Cotton Yarn.....	<i>Piculs</i>	22	546
Betel-nut Husk.....	<i>Piculs</i>	170	504				
				GRAND TOTAL.....	<i>Hk. Ta</i>		209,978

* Steam Factory products.

b.—Table showing the Provinces from which Native Goods were brought under Transit Passes during the Year 1902.

Nil.

c.—Table showing the Number of Passes issued for, and the Amount of Duties collected on, Foreign Goods forwarded to the Interior under Transit Passes, as divided between the various Nationalities, during the Year 1902.

QUARTER.	BRITISH.		CHINESE.		TOTAL.	
	No. of Passes.	Transit Dues.	No. of Passes.	Transit Dues.	No. of Passes.	Transit Dues.
		<i>Hk. Tam.c.c.</i>		<i>Hk. Tam.c.c.</i>		<i>Hk. Tam.c.c.</i>
1st quarter.....	15	218.6.6.5	15	218.6.6.5
2nd "	57	517.3.7.3	16	293.3.6.8	73	810.7.4.1
3rd "	362	2,385.9.8.6	9	143.2.6.6	371	2,529.2.5.2
4th "	131	1,118.0.1.2	51	322.8.7.5	182	1,440.8.8.7
TOTAL.....	550	4,021.3.7.1	91	978.1.7.4	641*	4,999.5.4.5

* Not including 2 Passes for Chinese Cotton Goods (Steam Factory products).

d.—Table showing the Number of Passes surrendered for, and the Amount of Duties collected on, Native Goods brought from the Interior under Transit Passes, as divided between the various Nationalities, during the Year 1902.

Nil.

TABLE No. VII.—DUTIES.

a.—Duties paid under each Flag, for the Year ended 31st December 1902.

FLAG.	IMPORT.	EXPORT.	COAST TRADE	TONNAGE.	TRANSIT.	OPIMUM LIKIN.	TOTAL.
	<i>Hk. Ts m.c.c.</i>	<i>Hk. Ts m.c.c.</i>	<i>Hk. Ts m.c.c.</i>	<i>Hk. Ts m.c.c.</i>	<i>Hk. Ts m.c.c.</i>	<i>Hk. Ts m.c.c.</i>	<i>Hk. Ts m.c.c.</i>
British.....	31.3.3.9	13,952.8.3.3	2,580.0.7.6	...	4,021.3.7.1	...	20,585.6.1.9
Japanese.....	...	1,843.6.7.6	0.4.7.3	1,844.1.4.9
Chinese.....	7.1.6.6	2,743.8.9.4	1,669.0.2.5	58.0.0.0	978.1.7.4	...	5,456.2.5.9
On Opium.....
TOTAL.....	38.5.0.5	18,540.4.0.3	4,249.5.7.4	58.0.0.0	4,999.5.4.5	...	27,886.0.2.7 *

* No Drawbacks marked for cash payment during the year, to be deducted from this total.....*Hk. Ts Nil.*

b.—Comparative Table of Duties collected, for the Years 1899* to 1902.

YEARS.	IMPORT (exclusive of Opium).	EXPORT (exclusive of Opium).	COAST TRADE (exclusive of Opium).	OPIMUM (Import, Export, and Coast Trade).	TONNAGE.	TRANSIT.	OPIMUM LIKIN.	TOTAL.
	<i>Hk. Ts m.c.c.</i>	<i>Hk. Ts m.c.c.</i>	<i>Hk. Ts m.c.c.</i>	<i>Hk. Ts m.c.c.</i>	<i>Hk. Ts m.c.c.</i>	<i>Hk. Ts m.c.c.</i>	<i>Hk. Ts m.c.c.</i>	<i>Hk. Ts m.c.c.</i>
1899 *.....
1900.....	...	240.5.8.9	424.1.9.7	...	68.1.0.0	57.4.3.1	...	790.3.1.7
1901.....	10.1.5.5	704.2.4.1	1,642.6.8.9	24.9.6.0	56.9.0.0	1,495.1.4.3	...	3,934.0.8.8
1902.....	38.5.0.5	18,540.4.0.3	4,249.5.7.4	...	58.0.0.0	4,999.5.4.5	...	27,886.0.2.7

* Two months ended 31st December.

B.—SPECIAL TABLES.

TABLE No. 1.—IMPORT TRADE.

Comparative Table of the principal Articles of Import, for the Years 1899* to 1902.

DESCRIPTION OF GOODS.	Classifier of Quantity.	1899.*	1900.	1901.	1902.
OPIUM:—					
Malwa.....	<i>Piculs</i>	...	14	14	26
Patna.....	"	...	81	128	209
Benares.....	"	...	2	7	1
COTTON GOODS:—					
Shirtings, Grey, Plain.....	<i>Pieces</i>	7,990	7,390
" White, ".....	"	...	100	7,700	6,811
Drills.....	"	255	835
Sheetings.....	"	490	600
Chintzes and Furnitures.....	"	3,241	1,310
Cotton Lastings, Plain and Figured.....	"	410	1,670
" Italians, " ".....	"	2,080	9,604
" Yarn.....	<i>Piculs</i>	...	573	1,119	3,168
WOOLLEN GOODS:—					
Camlets, English.....	<i>Pieces</i>	90	30
Long Ells.....	"	25	85
Spanish Stripes.....	"	24	24
Cloth, Broad, Medium, Habit, and Russian.....	"	30	118
Italian Cloth.....	"	70	90
METALS:—					
Tin, in Slabs.....	<i>Piculs</i>	...	30	60	56
Lead, in Pigs.....	"	24	...
SUNDRIES:—					
Birds Nests.....	<i>Catties</i>	88	120
Ginseng, American, Clarified.....	"	30	200

* Two months ended 31st December.

TABLE No. 2.—EXPORT TRADE.

Comparative Table of the principal Articles of Export, for the Years 1899* to 1902.

DESCRIPTION OF GOODS.	Classifier of Quantity.	1899.*	1900.	1901.	1902.
Antimony Ore.....	<i>Piculs</i>	11	3,360
" Refined, Sulphide of.....	"	30,156
Arsenic.....	"	863
Cake-stuff.....	"	...	173	252	637
Fans, Paper.....	<i>Pieces</i>	...	132,000	158,400	...
Grasscloth, Fine.....	<i>Piculs</i>	63	119
" Coarse.....	"	30	62
Hemp.....	"	67	...
Hides, Cow and Buffalo.....	"	36	40
Lead Ore.....	"	172	504
Seed, Lily Flower, or Lotus-nuts.....	"	185	654
Varnish.....	"	...	40	63	132
Zinc Ore.....	"	252

* Two months ended 31st December.

TABLE No. 3.—VALUE OF TRADE.

Comparative Table of the Value of the Trade, for the Years 1899* to 1902.

YEARS.	IMPORTS FROM		EXPORTS TO		TOTAL IMPORTS AND EXPORTS.	RE- EXPORTS.	TREASURE AND COPPER CASH.		TRANSIT TRADE.	
	Foreign Countries.	Native Ports.	Foreign Countries.	Native Ports.			Imported.	Exported.	Inwards.	Outwards.
	Hk. ₤s.	Hk. ₤s.	Hk. ₤s.	Hk. ₤s.			Hk. ₤s.	Hk. ₤s.	Hk. ₤s.	Hk. ₤s.
1899*.....
1900.....	...	136,704	...	7,123	143,827	...	18,400	...	4,149	...
1901.....	...	377,851	...	23,133	400,984	475	39,530	81,420	85,698	...
1902.....	...	900,134	...	330,856	1,230,990	775	145,485	90,131	209,432	...

* Two months ended 31st December.

TABLE No. 4.—SHIPPING.

Comparative Table of Shipping, for the Years 1899* to 1902.

a.—Under General Regulations.

YEARS.	ENTERED INWARDS.						CLEARED OUTWARDS.					
	STEAMERS.		SAILING VESSELS.		TOTAL.		STEAMERS.		SAILING VESSELS.		TOTAL.	
	No.	Tons.	No.	Tons.	No.	Tons.	No.	Tons.	No.	Tons.	No.	Tons.
1899*.....	10	6,377	10	6,377	10	6,377	10	6,377
1900.....	325	149,981	325	149,981	325	149,981	325	149,981
1901.....	514	312,654	514	312,654	513	312,587	513	312,587
1902.....	542	446,386	542	446,386	545	446,466	545	446,466

* Two months ended 31st December.

b.—Under Inland Steam Navigation Rules.

YEARS.	ENTERED INWARDS.		CLEARED OUTWARDS.		TOTAL ENTERED AND CLEARED.	
	No.	Tons.	No.	Tons.	No.	Tons.
1899*.....
1900.....	140	10,479	140	10,479	280	20,958
1901.....	159	12,460	161	12,532	320	24,992
1902.....	183	23,059	180	22,979	363	46,038

* Two months ended 31st December.

TABLE No. 5.—TREASURE.

Treasure Imported and Exported during the Year 1902.

COUNTRIES FROM WHICH IMPORTED AND TO WHICH EXPORTED.	IMPORTS.					EXPORTS.					
	GOLD.		SILVER.			COPPER CASH.	GOLD.		SILVER.		COPPER CASH.
	In Bars.	In Bars.	In Sycee.	In Dollars.	In Bars.		In Bars.	In Sycee.	In Dollars.		
	Hk. Ta.	Hk. Ta.	Hk. Ta.	Hk. Ta.	Hk. Ta.	Hk. Ta.	Hk. Ta.	Hk. Ta.	Hk. Ta.	Hk. Ta.	
1. FOREIGN COUNTRIES.....	
TOTAL: 1. FOREIGN COUNTRIES	
2. CHINA:--											
Hankow.....	133,860	11,625	38,703	
Shasi.....	44,712	
Ichang.....	6,716	
TOTAL: 2. CHINA.....	133,860	11,625	90,131	
TOTAL: 1 and 2. FOREIGN COUNTRIES AND CHINA.....	133,860	11,625	90,131	
GRAND TOTAL.....	145,485	90,131	

TABLE No. 6.—PASSENGER TRAFFIC.

Passenger Traffic during the Year 1902.

PASSENGERS TO					PASSENGERS FROM			
STEAMERS.		SAILING VESSELS.			STEAMERS.		SAILING VESSELS.	
Foreigners.	Natives.	Foreigners.	Natives.		Foreigners.	Natives.	Foreigners.	Natives.
69	12,342	Hankow.....	80	15,029
2	906	Ichang.....	...	1,278
85	12,835	Inland Waters places.....	61	10,588
156	26,083	TOTAL.....	141	26,895

HANKOW TRADE REPORT, FOR THE YEAR 1902.

1°. LOCAL.—A most prosperous year has, from a Customs standpoint, to be recorded. The gross value of the trade of the port is a record value, being *Hk. Ta* 100,321,823, or nearly 10 million taels higher than the value reported in 1899, up to now the highest figure reached, and over 13 million taels higher than the value of the 1901 trade. The floods of 1901, disastrous as they were at the time, left the soil of the plains of this district in a most fertile state, and, there being no floods in the year just ended, abundant crops resulted. Added to this came the cry for foodstuff from the famine-stricken districts in Central and Southern China, which caused an enormous quantity of Rice and other cereals to be sent away, and the abnormally low exchange and other causes, which stimulated the Export trade of the port generally. As a natural result of this, an increase in the value of the Import and Inward Transit trade is shown. Formerly on the result of the Tea trade of the year depended the prosperity or the reverse of the port from a Revenue point of view. But things have changed; and whilst we have nothing to boast of in what used to be known as Hankow's staple, we can yet, as has been shown above, point to a record. Other items are now prominent in the Export table of the "Returns of Trade," and business has become more general; as the vast resources of this and neighbouring provinces are opened up, and as the means of bringing same to the port are made day by day easier, so will the prosperity of this district increase by leaps and bounds. The Government Ironworks and Arsenal at Hanyang have done good work during the year, the former sending away Pig and Unmanufactured Iron and the latter turning out rifles and field-guns daily. At present there is one blast furnace in the Iron and Steel Works, which is in full operation night and day and which produces 75 tons of Pig Iron daily, using in a year some 50,000 tons of Iron Ore and Limestone from the mines at Ta-yeh (大冶), some 60 miles down river, and about 100,000 tons of Coke and Coal, the greater part of which comes from the Ping-hsiang mines, in Hunan. In a short time it is intended to add one more blast furnace, when the output will be doubled. 500 tons of Steel Ingots are produced per month from the Siemens-Martin furnace, and the Bessemer furnace produces 2,500 tons of Steel Ingots a month, which are turned into rails, some 300 being rolled daily. The Arsenal only works by day, and manufactures some 30 rifles of the Mauser pattern and six field-guns daily. Some distance up the River Han is a smokeless Powder factory, working in connexion with the Arsenal and turning out about 500 lb. of Powder daily. The Wuchang Cotton mill has done a good business during the year; it, with the Hemp mill and Silk filature, has been leased to a syndicate of Cantonese merchants for a term of 20 years, and great activity is now being shown and the venture is confidently expected to pay handsomely. Over 48,000 tons of Iron Ore were shipped direct by ocean steamers, chiefly Japanese, from the Ta-yeh mines, for the Japanese Government foundry at Moji. The Oil tanks of the Shell Transport and Trading Company and of the Royal Dutch Petroleum Company, the latter beginning work in May, have received some 5,000,000 gallons of bulk Oil, and the same has been almost immediately tinned on the premises and retailed locally or sent away under Transit Pass to places in the interior. It is contemplated to run tanks with this Oil on the Pei-Han Railway, to feed places touched

at along the line. The Match factory has done a thriving business. Messrs. VRARD & Co.'s Antimony crushing works did, from various causes, but little work during the year. These works will probably ere long change hands. The Government Mint at Wuchang has coined dollars and 20-cent, 10-cent, and 5-cent pieces, and has issued for the first time during the year copper 10-cash pieces, about the size of an English halfpenny; the coin is freely used. Dollar notes of neat design, manufactured in Japan, have also been issued from the Mint. Considerable quantities of Antimony now reach Hankow from Yochow, covered by certificates issued by the Hunan Mining Bureau; practically the whole of what is thus imported is sent to Shanghai, for reshipment to Foreign countries. The highest water mark recorded during the year was 37 feet 11 inches, in September, and the lowest was 1 foot 11 inches below zero, in March. There were the usual freshets from the Han River, which, though not nearly so severe as those experienced in former years, caused much loss of life and property. Annually now during the winter months the port experiences much inconvenience from sand-banks, which form opposite and below the German and Japanese Concessions. At time of writing steamers drawing more than 8 feet of water are unable to cross these banks and come up to their usual anchorages. The year cannot be classed as a healthy one, much sickness having occurred amongst Foreigners and Natives. In the summer a cholera epidemic set in, and, as this dread disease was undoubtedly imported, precautions were taken against the possibility of vessels landing cases, and sanitary regulations were drawn up. The heat of the summer, though for a few days at a time very great, did not last long or late. The rainfall was below the average.

2°. REVENUE.—The total collection—*Hk.Tls.* 2,123,043—shows an increase over that of 1901 of *Hk.Tls.* 35,375. The voluntary reduction on the part of the Chinese Government of the Export Duty on Tea caused a serious loss to the Revenue, which, put at a low figure, amounted to some *Hk.Tls.* 400,000; and it is therefore very satisfactory, and a proof of greatly increased general Export trade, to note only a slight falling off—*Hk.Tls.* 45,892—in the Export Duties, as compared with what was collected under that heading in 1901. The increase in Import Duties amounted to *Hk.Tls.* 61,490, caused not only by an increased trade, but by the effective 5 per cent. and the revised Import Tariffs in force during the year, which accounted for nearly *Hk.Tls.* 57,000 of the increased collection. The other headings—"Coast Trade," "Opium," "Tonnage Dues," "Transit," and "Opium Likin"—all show increases.

3°. FOREIGN TRADE.—(a.) Imports.—The value of goods treated in our Returns as direct arrivals from Foreign countries, nearly all of which, however, have passed through Shanghai but not entered in that port's statistics, amounted to *Hk.Tls.* 5,000,160, or an increase of nearly 3 million taels over the 1901 figures. The principal contributors to this healthy trade were: Indian Yarn, 3,189 piculs, valued at *Hk.Tls.* 92,800; Copper Ingots, 5,370 piculs, valued at *Hk.Tls.* 135,324; Gunny and other Bags, valued at *Hk.Tls.* 75,955; Coal, chiefly Japan, 59,401 tons, worth *Hk.Tls.* 475,208; bulk Oil from Sumatra, 5,297,078 gallons, valued at *Hk.Tls.* 491,820; Sugar of all kinds, with a total value of *Hk.Tls.* 1,363,248; and Locomotives and Railway Materials, valued at *Hk.Tls.* 609,020. 23,056 piculs of Tea Dust were imported from Ceylon; practically the whole of this importation left the port, mixed with China Dust, in the form of Brick and Tablet Tea. The Returns treatment of this Dust, which shows it as being re-exported in its original state to both Foreign countries and Chinese ports, is misleading—the quantities thus shown as Re-exports should be added to the quantities of Brick and Tablet Tea exported (*vide* Table No. V). The actual increase of Imports is not, probably, as large as it appears, as undoubtedly many items which are now shown as direct Imports were in previous years included in Imports from Shanghai; still, the direct trade is increasing.

(b.) *Exports.*—Native produce of local origin was sent abroad to the value of *Hk.Tts.* 2,884,908, and Native produce received from other Chinese ports was reshipped to Foreign countries to the value of *Hk.Tts.* 981,032, making a total of *Hk.Tts.* 3,865,940, against *Hk.Tts.* 3,464,194 in 1901, which is apparently a satisfactory result; but when compared with the value for 1900 (*Hk.Tts.* 6,158,857) and with the values which were recorded 15 and 20 years ago, the result is by no means satisfactory. The cause is not difficult to trace: the trade in the port's valuable staple—Tea—has steadily declined; and whereas in 1882 it was valued at *Hk.Tts.* 6,000,000, and in 1892 at *Hk.Tts.* 5,000,000 (Kiukiang and other Tea imported and reshipped abroad not included), during the year under review it amounted to only *Hk.Tts.* 3,746,901. Tea musters arrived on the 3rd May, and the market was opened on the 6th. Ningchows realised *Tts.* 31 to *Tts.* 60 per picul, and Keemuns, *Tts.* 38 to *Tts.* 63. The quality of these Teas showed a slight improvement over the 1901 arrivals, but they have both sadly deteriorated in style and liquor from what they were even a few years ago. The Hankow districts Oanfa, Cheongsowkai, etc., produced fair average and useful Teas, and were also a little better in quality than those in 1901; but unless the Native growers take immediate steps to improve the Teas they produce, the trade will go over entirely to India and Ceylon. A friend in the Tea trade, who has kindly given me some most useful information about the trade, remarks: "It is a great pity that no attempt has ever been made by the Natives to improve their Teas; but, on the contrary, year by year nearly every district falls off in quality, and during the last 20 to 25 years the difference is amazing. I have no hesitation in saying that all districts, except Ichang, have fallen 50 per cent. in quality. The Russians are now, and have been for some time, paying more attention to Indian and Ceylon growths; and as they are the chief buyers, if nothing is done by the Natives to improve the quality of the Tea, there is no doubt in my mind that a general and gradual shrinkage will take place." These remarks are from the pen of one who has had many years in the trade and whose experience is varied. The trade with Great Britain is no longer worth noticing; it has gone, to a very great extent, through the stupidity and pigheadedness of the Native growers, who have turned a deaf ear to all advice and who even now refuse to entertain any suggestions for improved cultivation. The trouble is the Chinese finds he can turn his land to, in his mind, better account and get quicker returns by growing Rice, Sesamum Seed, and such-like articles. During the year now reviewed a large trade was done with the United States, chiefly owing to the Duty in that country being taken off, which caused many to speculate in Tea shipments; the trade to this country cannot be looked upon as a certainty. The only chance for China Tea is that Russia still calls for it in great quantity; and now that the Export Duty has been reduced by one-half at this end, if the Russian Government could only be induced to take a similar step, and lower the present high rate of taxation to the sum charged per pound in England, it would be difficult to find enough Tea on the Hankow market to meet the demands of the Russian people. Both countries would undoubtedly benefit very largely if this concession were made by the Russian Revenue authorities. From Messrs. EVANS, PUGH, & Co.'s annual Tea circular I am kindly allowed to extract the following: "A very noticeable feature of the season was the reduction of the Export Duty on Tea, which up to this year had been *Hk.Tts.* 2.50 per picul. A 5 per cent. *ad valorem* scale was first introduced; but the majority of shippers considering this a somewhat inconvenient system, it was at their request eventually altered to a specific rate of *Hk.Tts.* 1.25 per picul—by no means a very satisfactory settlement of the matter, as low price Teas are still unduly taxed. Special mention must also be made of the Siberian Railway route, used for Tea this year for the first time and which can hardly fail to work considerable change in the conduct

of the trade in Russia, enabling as it does supplies to be placed on the consuming markets at a much earlier date than before. During the season some 3 million pounds were forwarded by this means, which in former years would have been sent *via* Odessa. One effect of this more rapid transit may be to put the onus of holding the Tea crop more on the Native sellers than has hitherto been the case when steamers, with special charters for the Odessa voyage, had to be filled and despatched in a very limited time. The season's business was conducted quietly and steadily, there being at no time any special haste to buy, but by the end of May the greater portion of the first crop had been settled. At Kiukiang there were again no settlements reported, and as a buying market the days of this port seem to have passed. The average cost of first-crop Tea laid down in London was $7\frac{1}{2}d.$ per pound, against $9d.$ per pound in 1901, $9\frac{1}{8}d.$ per pound in 1900, $8\frac{3}{4}d.$ per pound in 1899, and $9d.$ per pound in 1898." The s.s. *Glengyle*, which arrived in May with Railway Materials, left on the 28th of that month for London *via* Foochow, taking a fair cargo of new season's Tea. No other British steamer loaded Tea. Several vessels of the Russian Volunteer Fleet left, and the East Asiatic Company established an agency during the year and sent steamers away with Leaf and Brick Tea. In Brick and Tablet Tea a good business was done. The Russian merchants who have factories here are asking for a reduction in the Export Duty on these Teas, asserting that the present rates are out of proportion to the recently reduced Duty on Leaf Tea. The trade is an important one, and nothing should be left undone to keep a firm hold on it. The only other item to be noticed in this direct trade is Iron Ore, of which a considerable quantity was sent to Japan. Other articles of local origin, which eventually find their way to Foreign countries, were all shipped from here by river steamer to Shanghai, and will be referred to in § 4 of this Report.

(c.) *Re-exports*.—The value of the goods of Foreign origin reshipped to Foreign countries amounted to *Hk.Ts.* 115,640. 4,608 piculs of Tinplates, valued at *Hk.Ts.* 29,030, were sent to Hongkong; and 8,661 piculs of Ceylon Tea Dust went to Siberia and Russian Manchuria in the form of Brick and Tablet Tea, being mixed with Native Dust.

4°. COAST TRADE.—(a.) *Original Shipments Coastwise*.—The value of produce of local origin shipped to Shanghai and other Chinese ports reached the unprecedentedly high figure of *Hk.Ts.* 38,341,391, an increase over the value for 1901 of more than 11 million taels. Low exchange, abundant crops, and the failure of crops in other parts—such as the Rice crops in the south and centre of China and the crops of oil seeds in India and other countries,—all stimulated this trade. The benefit accrued from the state of exchange was, to a very great extent, counter-balanced by the high prices demanded by the Chinese for what they produced. A few remarks on the principal articles of Export for the year may be of interest. A considerable quantity (113,000 piculs) of Antimony—crushed, refined, and in its raw state—has been sent to Shanghai for reshipment to the Continent of Europe. There is a good future for this trade, and the Hunan authorities, recognising this, are facilitating its export by steamers and junks from the port of Yochow; considerable quantities are arriving, and are promptly re-exported down river for abroad. The 113,000 piculs referred to above arrived before the new regulations came into force, and thus appear as an original shipment, not having passed through the Yochow Customs. Some 7,000 piculs of Bristles went away, an increase over the previous year's figures; but the high prices demanded stopped the trade, and very little business was done after July. This article is sold chiefly on the London market, for making brushes. The failure of the Cotton crops in Japan and in many parts of China gave an impetus to the trade in this article, and over 133,000 piculs were exported, or 100,000 piculs more than went away in any one year during

the past 10 years. Cow and Buffalo Hides, for the manufacture of leather, have been sent in considerable quantity to Shanghai for reshipment to Europe and America. In consequence of good prices and active demand in Europe the export was large, and prices went up from *Tts.* 25.50 per picul at the beginning of the season to *Tts.* 29.50. Owing to these high prices, the Natives in the interior were anxious to send as many Hides as possible to this market, and left a lot of flesh on the Skins, which, naturally, did not dry as well as the Skin, and consequently a large proportion of the arrivals consisted of Hides that were rotten in the places where the flesh was left. Buyers therefore had great difficulty in inspecting and selecting, and the result was that dealers could in many instances not complete their contracts for first quality. The quantity was there, but most of the Hides could only be used as "seconds," or even rejections, which caused a material loss to the dealers and great trouble to the Foreign buyers, who could not complete shipments. It seems that dealers have taken a lesson from this disastrous result, as the Hides, on the whole, arrived towards the end of the year in a better condition, although still far from being satisfactory in quality. Over 406,000 piculs of Wood Oil were exported, valued at just under *Hk.Tts.* 3,000,000. There are two kinds of this Oil pressed from the seeds—the red and the light yellow; the red Oil is used by the Chinese to preserve the wood of furniture and junks, and the yellow is sent abroad and used as an ingredient of soapmaking. This trade is steadily increasing, but is somewhat hampered by the absence of locally-made tubs in which to export it. At present the staves for such tubs have to be imported—the better kinds from Europe, and other kinds from Japan. 670,000 piculs of Sesamum Seed left the port and subsequently found a market in Italy, France, and Germany, and some considerable quantity went to Egypt; Japan was also a customer. The Seed is used in making oil and oilcake. The trade is a flourishing one, but buyers complain bitterly of the filthy state in which the Seed arrives, often mixed with sand, stone, and sticks. It has been found necessary to introduce cleaning machinery, driven by motors, and these are found on the premises of the principal Foreign shippers; but the Chinese farmers should take more care in sorting the colours, and the quality might be made reasonably good by improved methods of threshing. A large quantity of Goat Skins was exported, the greater part to the United States. As in the case of Hides, the Chinese must in this important article take more care in the curing. In Vegetable Tallow a good trade was done, but the want of rain towards the end of the summer damaged the plants. Both in this form of Tallow and in Animal Tallow it has been discovered that the Chinese mix all kinds of ingredients, and thus the article does not find the favour it should on the Foreign markets. Beans were exported, chiefly to Swatow, in very large quantity. Rice, owing to the failure of the crops in other parts of China, was in very great demand up to November; but later it was not called for in the quantities expected, and those who had speculated in it are said to have lost a good part of what they had gained in the early autumn. From the above remarks it will be seen that the Export trade has flourished; streams of coolies swarming all over the Concessions like ants, every available godown space crammed to overflowing, and steamers leaving daily with full cargoes furnished further proof of this prosperity.

(b.) *Reshipments Coastwise.*—The value of Native produce re-exported to Treaty ports amounted to *Hk.Tts.* 14,700,599, or nearly 1½ million taels in excess of the value for 1901. Over 80 per cent. of the Shanghai Cotton Yarn imported was reshipped to upper-river ports, chiefly Ichang, and no doubt a great deal of it found its way eventually to Chungking. Native Cloth and Hemp were also reshipped in large quantities.

(c.) *Coastwise Arrivals.*—This includes Native produce and goods of Foreign origin arriving from Treaty ports (Shanghai, Kiukiang, Swatow, Ichang, etc.), and a total value of

Hk.Ts 54,095,364 is shown, a falling off of $1\frac{1}{2}$ million taels when compared with the 1901 value. The arrivals of Piece Goods (Cotton and Woollen) show little or no fluctuation. Kerosene Oil shows a falling off, but, on the whole, the result of the year's working was satisfactory.

5°. INLAND TRANSIT.—(a.) *Inwards*.—The total value of the articles sent inland under Transit Pass amounted to *Hk.Ts* 7,596,818, or nearly a million taels higher than the 1901 value. Piece Goods, Metals (Lead, Iron and Brass Wire, Steel, etc.), Brass Buttons, Llama Braid, Dyes, American Ginseng, Window Glass, Matches, Sumatra Kerosene Oil, Black Pepper, Sandalwood, Sapanwood, Sugar, and Cotton Umbrellas were the principal articles called for, and they found their way to the neighbouring provinces of Honan and Hunan and to the far distant provinces of Szechwan, Shensi, Kweichow, and Kwangsi.

(b.) *Outwards*.—Sesamum Seed and Leaf Tobacco were brought down from places in Hupeh, under Transit Passes, to the value of *Hk.Ts* 29,248; there are signs that this trade may increase.

6°. SHIPPING.—2,691 steamers, with a tonnage of 2,809,155 tons, entered and cleared during the year, an increase of 153 steamers (310,418 tons) over the 1901 figures; of these, 1,033 (1,226,719 tons) were British, 454 (514,392 tons) German, 362 (496,059 tons) Japanese, 50 (59,326 tons) Russian, 28 (26,910 tons) Norwegian, 28 (12,908 tons) American, and 725 (459,387 tons) Chinese. 1,380 junks and lorchas, with a tonnage of 190,038 tons, entered and cleared. 1,248 launches entered and cleared under Inland Waters Steam Navigation Passes. The only serious accident to shipping was the grounding of the new Japanese steamer *Tachi Maru* at Lung-k'ou, above Hankow, on her way down from Ichang, in December. This vessel, owing to the water in the river falling, was soon left high and dry, and it was expected she would remain where she was until the water rose in the late spring; but the Osaka Shosen Kaisha set to work with untiring energy, and this, assisted by skilled advice, made the attempt to launch the vessel possible. At time of writing the good news comes that the *Tachi Maru* is once more afloat, having been moved 950 feet by cutting out the mud and sand under her; the work is one to be proud of, and shows what Eastern perseverance can accomplish. The s.s. *Changwo*, one of the upper-river vessels of the Indo-China Steam Navigation Company, made several successful trips from Hankow to Changsha *via* Yochow during the year.

7°. PASSENGER TRAFFIC.—2,108 Foreigners arrived and 1,459 left during the year, and 139,215 Natives arrived and 122,948 departed; of these, 50,493 arrived from inland places in steam-launches, and 47,161 left for these places by same means.

8°. TREASURE.—During the year Sycee valued at *Hk.Ts* 8,136,535 is shown as having been imported at the Custom House; nearly two-thirds of this came from Shanghai. The increase over the 1901 arrival amounts to nearly *Hk.Ts* 1,200,000, and is of course accounted for by the increase in the Export business. Dollars to the value of *Hk.Ts* 155,990 arrived. *Hk.Ts* 2,021,245 worth of Sycee and *Hk.Ts* 1,402,193 of Dollars were exported, including *Hk.Ts* 855,216 worth of small Silver Coins made at the Wuchang Mint. The new Copper Coins (10-cash pieces) coined at the Mint were sent away to the value of *Hk.Ts* 800. No Copper Cash was exported; this article was very scarce, and rose to the value of 800 cash for \$1.

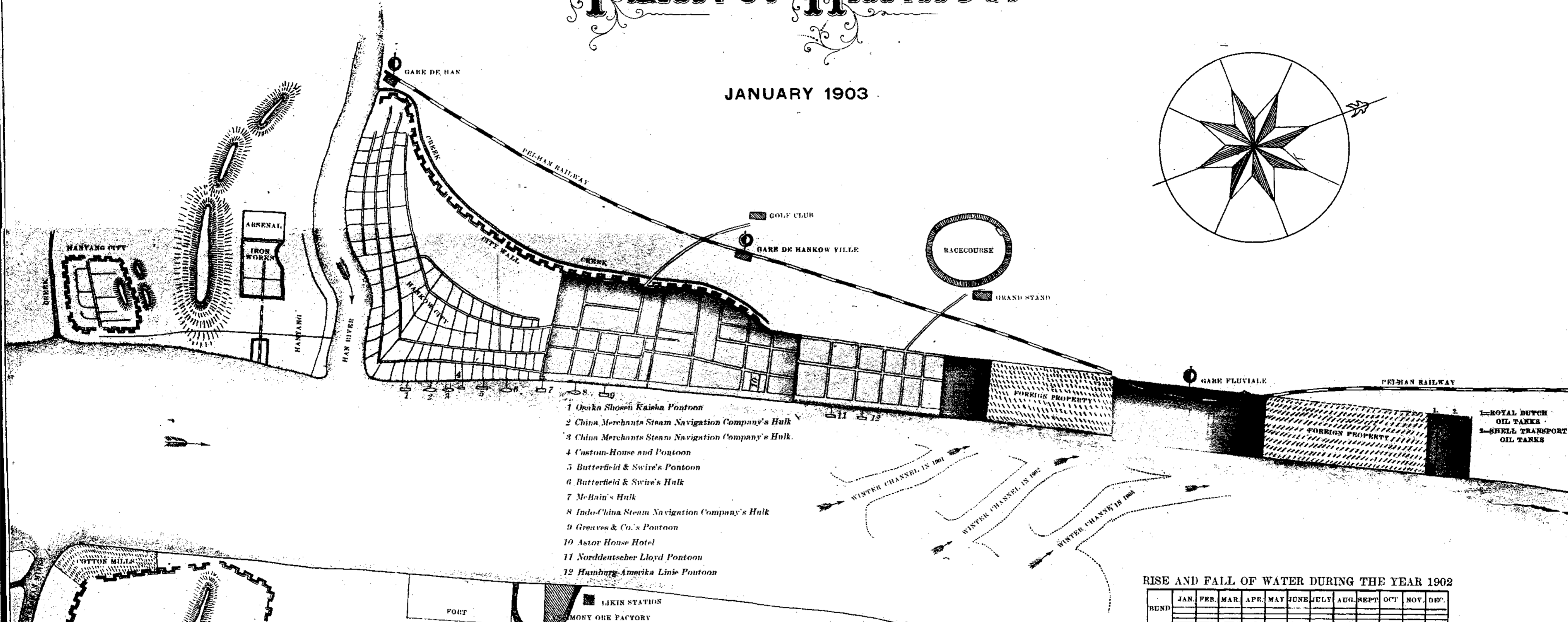
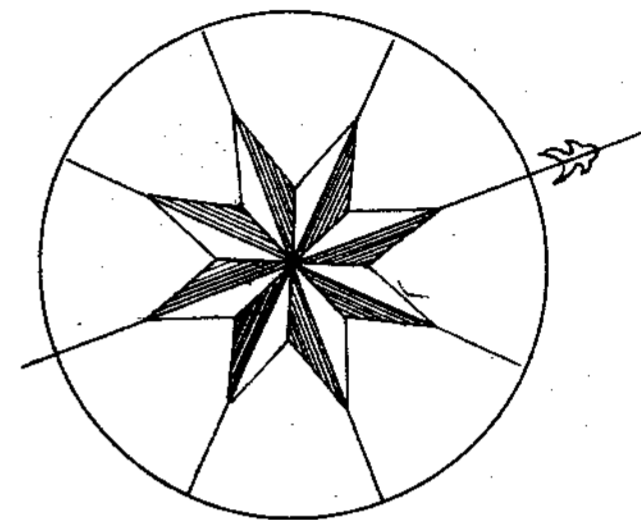
9°. OPIUM.—(a.) *Foreign*.—195 piculs were imported, against 276 piculs in 1901, 329 piculs in 1900, and 413 piculs in 1899.

(b.) *Native*.—A great falling off in the quantity imported from Ichang is shown, only 6,938 piculs arriving, against 16,900 piculs in 1901. All that came was re-exported to Shanghai, the local consumption being provided for by junk-borne drug.

10°. MISCELLANEOUS.—Work on the three new Concessions—Russian, French, and German—and on the British Concession Extension has gone on apace: large gangs of workmen have been daily employed in filling in newly acquired ground, building operations have been on an extensive scale, and fine broad roads have been laid out. Amongst the numerous new buildings recently erected are the imposing structures of the Banque de l'Indo-Chine on the French Concession Bund and of the Chartered Bank of India, Australia, and China in the British Concession. The engineering department of the Pei-Han (Hankow-Peking) Railway Administration was kept busy during the early part of the year repairing the great damage caused by the floods of 1901, which was chiefly noticeable in the section between the "Gare Fluviale" (kilomètre 9) and the Hankow city station (kilomètre 5). The embankment in this section, which had been practically washed away, has been repaired and faced with granite. The main line is now open as far as Hsin-yang (信陽), in Honan, 218 kilomètres, or 135 miles, from the Han River; and trains run daily from the Hankow city station, the section between that station and the Han River, though in course of construction, not being as yet completed. By thus completing the line as far as Hsin-yang one of the greatest engineering difficulties has been conquered, viz., the boring and building of the tunnel which is reached just after leaving Kuang-shui (廣水), 98 miles from Hankow. The embankment is now finished as far as Yen-ch'êng (燕城), 385 kilomètres, or 239 miles, from Hankow, and the rails are laid as far as Ch'io-shan (雒山), which is 297 kilomètres, or 184 miles, distant. The engineering, or construction, department has been removed from Hankow to Hsin-yang, so as to be nearer the scene of its labours. The line was inspected on two different occasions during the year by Their Excellencies CHANG CHIH-TUNG and TUAN FANG, Viceroy and Acting Viceroy respectively of Hupeh and Hunan, both of whom proceeded as far as Hsin-yang. Traffic—passenger and goods—has been fairly extensive and remunerative; but as time is no great object to a Chinese, he does not rapidly abandon his old water and road routes in favour of the route traversed by the iron horse. The "Gare Fluviale," 9 kilomètres, or 5½ miles, from the Han River, is the terminus of the main line; on the section between this station and the Han River there is at present the Hankow city station, at the back of the French Concession, 3 miles from the Han, and as soon as the branch line is completed, a station will be opened at the Han River end. Merchandise carried by rail must either be covered by Transit Passes or pay Likin charges at a rate which has been fixed at 2½ per cent. *ad valorem*, or one-half the Imperial Maritime Customs Tariff rate. For convenience sake and to avoid delay, it has been arranged that Likin charges shall be paid at this—the Hankow—end. The port was visited during the year by the Belgian and Netherlands Ministers and by the Admirals of several nationalities. His Excellency YÜAN SHIH-KAI, Viceroy of Chihli, also passed through in November on his way back North after a visit to Honan. In July Sir JAMES MACKAY and the members of the British Treaty Revision Commission arrived in company with, and as the guests of, Their Excellencies SHÊNG and LÜ, the Chinese Treaty Revision Commissioners, on board the *ss. Heinyu*. The combined Commissions had several and frequent meetings with His Excellency CHANG CHIH-TUNG, Viceroy of Hupeh and Hunan and Minister of Commerce, which resulted in the drawing up of the Treaty signed later on at Shanghai. In November His Excellency CHANG CHIH-TUNG left Wuchang, the seat of viceregal government, for Nanking, to take up the duties of Acting Viceroy of the Two Kiang provinces, *vice* His Excellency LIU KUN-I, whose death, so much deplored by all, occurred in October. It is almost superfluous to remark that the departure, even if only for a time, of such a man as CHANG CHIH-TUNG from the scene of his labours of so many years was regretted by Foreigners and Chinese. Foreigners in this district may, without exaggeration, say they owe their very lives to his determination and


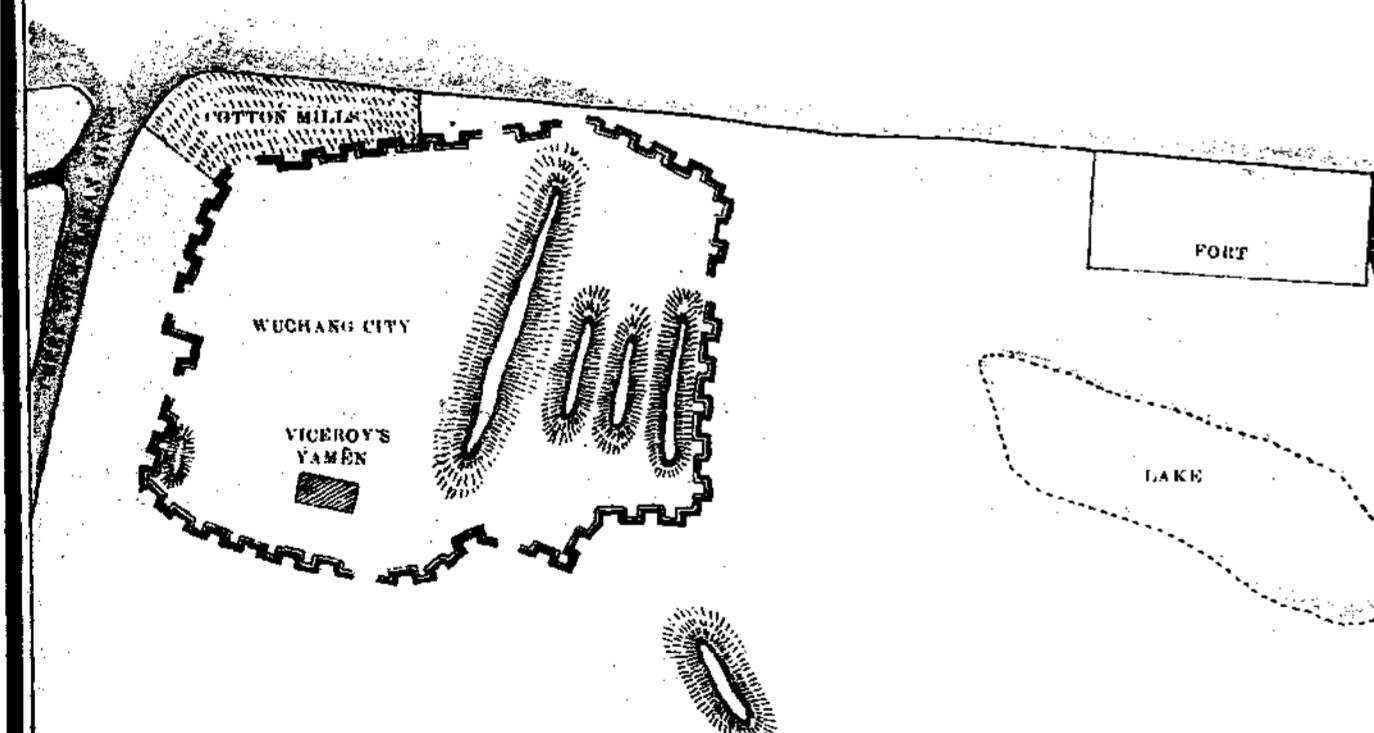
PLAN OF HANKOW

JANUARY 1903



- 1 Onaka Showa Kaisha Pontoon
- 2 China Merchants Steam Navigation Company's Hulk
- 3 China Merchants Steam Navigation Company's Hulk
- 4 Custom-House and Pontoon
- 5 Butterfield & Swire's Pontoon
- 6 Butterfield & Swire's Hulk
- 7 Mc-Bain's Hulk
- 8 Indo-China Steam Navigation Company's Hulk
- 9 Greaves & Co.'s Pontoon
- 10 Astor House Hotel
- 11 Norddeutscher Lloyd Pontoon
- 12 Hamburg-Amerika Linie Pontoon

- 1-ROYAL DUTCH OIL TANKS
- 2-SHELL TRANSPORT OIL TANKS

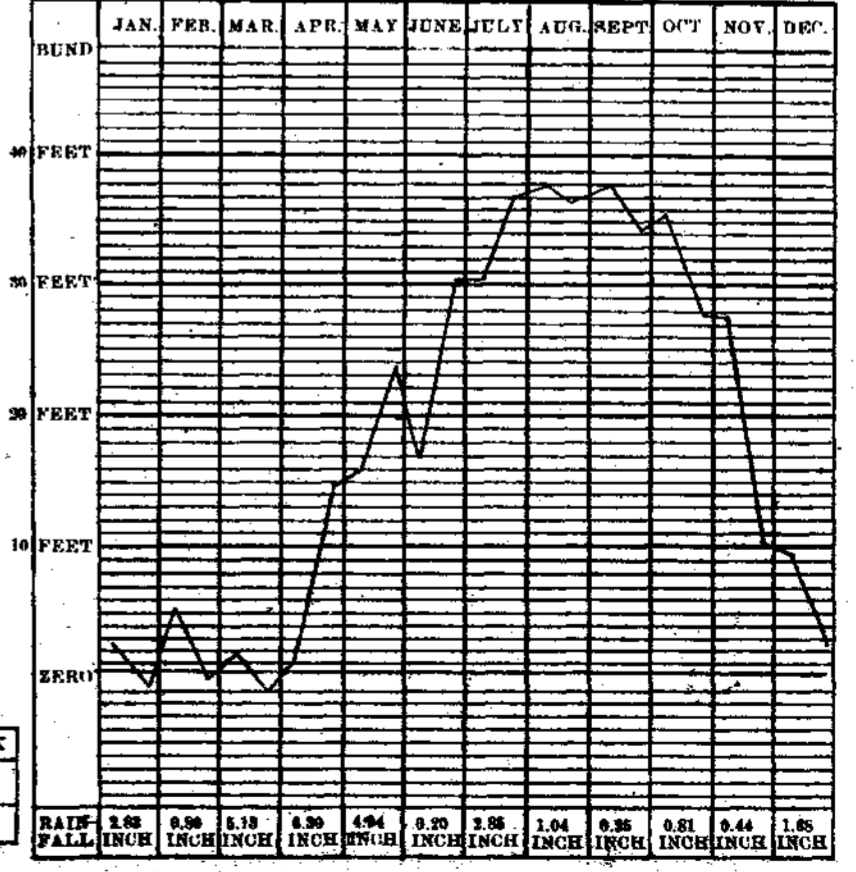


- British Concession
- Russian Concession
- French Concession
- German Concession
- Japanese Concession
- Pei-Han Railway Concession

DURING THE YEAR 1902

BAROMETER	DATE	THERMOMETER	DATE	WATER	DATE	ERROR MARK
HIGH	29.550	MAX.	101°	18 SEPT.	37° 41"	5 SEPT. ABOVE
LOW	29.220	MIN.	24°	3 FEB.	1' 1"	21 MAR. BELOW

RISE AND FALL OF WATER DURING THE YEAR 1902



firmness; and his own countrymen may well regard with pride the man who, with his colleague at Nanking, did so much to save the breakup of China in 1900. His Excellency TUAN FANG, Governor of Hupeh, took over seals of office as Acting Viceroy on CHANG Kung-pao's departure. A Chinese newspaper, styled the "Hankow Jih Pao" (漢口日報), or "Hankow Daily News," made its first appearance in September. The Imperial Post Office has opened many branch offices during the year, and the Hankow district now extends to Hsi-an-fu (in Shensi), which place is also connected with Chungking (in Szechwan), Tai-yüan (in Shansi), and K'ai-fêng (in Honan). The Hankow to K'ai-fêng line, which was established early in the year, makes use of the Pei-Han Railway, couriers in uniform travelling on the trains, by permission of the Imperial Railway Administration, as far as Hsin-yang, and from there a regular courier service is kept up. A map showing the extent of the Foreign Concessions, the line of railway, etc., and giving highest and lowest water mark for the year is appended to this Report.

ERSKINE T. PYM,

Acting Commissioner of Customs.

HANKOW, 5th February 1903.

HANKOW TRADE RETURNS, FOR THE YEAR 1902.

A.—GENERAL TABLES.

TABLE No. I.—SHIPPING.

Number and Tonnage of Vessels Entered and Cleared under each Flag,
for the Year ended 31st December 1902.

a.—Under General Regulations.

FLAG.	STEAMERS.													
	ENTERED INWARDS.						CLEARED OUTWARDS.						TOTAL ENTERED AND CLEARED.	
	With Cargo.		In Ballast.		TOTAL.		With Cargo.		In Ballast.		TOTAL.		TOTAL ENTERED AND CLEARED.	
	No.	Tons.	No.	Tons.	No.	Tons.	No.	Tons.	No.	Tons.	No.	Tons.	No.	Tons.
British.....	509	607,611	6	4,448	515	612,059	509	604,176	9	10,484	518	614,660	1,033	1,226,719
American.....	14	6,454	14	6,454	12	5,532	2	922	14	6,454	28	12,908
German.....	222	250,939	5	6,713	227	257,652	226	256,731	1	9	227	256,740	454	514,392
French.....	1	12	1	12	1	12	1	12	2	24
Dutch.....	1	1,070	1	1,070	2	1,078	2	1,078	3	2,148
Danish.....	3	5,641	3	5,641	2	4,483	1	1,158	3	5,641	6	11,282
Norwegian.....	14	13,455	14	13,455	3	2,972	11	10,483	14	13,455	28	26,910
Russian.....	10	13,005	15	16,658	25	29,663	17	28,734	8	929	25	29,663	50	59,326
Japanese.....	176	241,647	4	5,162	180	246,809	180	247,973	2	1,277	182	249,250	362	496,059
Chinese.....	220	219,926	142	9,833	362	229,759	278	224,793	85	4,835	363	229,628	725	459,387
Total Steamers.....	1,169	1,359,748	173	42,826	1,342	1,402,574	1,227	1,375,394	122	31,187	1,349	1,406,581	2,691	2,809,155
	SAILING VESSELS.													
	With Cargo.		In Ballast.		TOTAL.		With Cargo.		In Ballast.		TOTAL.		TOTAL ENTERED AND CLEARED.	
	No.	Tons.	No.	Tons.	No.	Tons.	No.	Tons.	No.	Tons.	No.	Tons.	No.	Tons.
	British.....	1	1,334	1	1,334	1	1,334	1	1,334	2
German.....	1	451	1	451	1	451	1	451	2	902
Chinese.....	215	51,050	2	593	217	51,643	1,156	134,387	3	438	1,159	134,825	1,376	186,468
Total Sailing Vessels	215	51,050	4	2,378	219	53,428	1,156	134,387	5	2,223	1,161	136,610	1,380	190,038
GRAND TOTAL.....	1,384	1,410,798	177	45,204	1,561	1,456,002	2,383	1,509,781	127	33,410	2,510	1,543,191	4,071	2,999,193

b.—Under Inland Steam Navigation Rules.

FLAG.	ENTERED INWARDS.						CLEARED OUTWARDS.						TOTAL ENTERED AND CLEARED.	
	With Cargo.		In Ballast.		TOTAL.		With Cargo.		In Ballast.		TOTAL.		TOTAL ENTERED AND CLEARED.	
	No.	Tons.	No.	Tons.	No.	Tons.	No.	Tons.	No.	Tons.	No.	Tons.	No.	Tons.
	Chinese.....	624	9,860	624	9,860	624	9,860	624	9,860	1,248

TABLE No. II.—GROSS AND NET VALUES OF THE TRADE OF HANKOW,
1900 TO 1902.

	1900.		1901.		1902.	
	NET VALUES.	GROSS VALUES.	NET VALUES.	GROSS VALUES.	NET VALUES.	GROSS VALUES.
	<i>Hk. ₵s.</i>	<i>Hk. ₵s.</i>	<i>Hk. ₵s.</i>	<i>Hk. ₵s.</i>	<i>Hk. ₵s.</i>	<i>Hk. ₵s.</i>
FOREIGN GOODS.						
Imported from Foreign Countries and Hongkong.....	802,168		2,141,491		5,000,160	
Imported from Chinese Ports	26,413,626		33,904,369		32,700,461	
Total Foreign Imports.....		27,215,794		36,045,860		37,700,621
Re-exported to Foreign Countries and Hongkong...	5,240		37,120		115,640	
Re-exported to Chinese Ports (chiefly to Ichang).....	7,467,178		10,322,786		10,713,374	
Total Foreign Re-exports.....	7,472,418		10,359,906		10,829,014	
Net Total Foreign Imports.....	19,743,376		25,685,954		26,871,607	
NATIVE PRODUCE.						
Imported (chiefly from Ichang, Kiukiang, Shang- hai, and Swatow).....	...	19,167,667		21,569,423		21,394,903
Re-exported to Foreign Countries	1,366,250		1,127,909		981,032	
Re-exported to Chinese Ports.....	12,601,115		13,280,412		14,700,599	
Total Native Re-exports.....	13,967,365		14,408,321		15,681,631	
Net Total Native Imports.....	5,200,302		7,161,102		5,713,272	
Native Produce of local origin Exported to Foreign Countries.....	4,792,607		2,336,285		2,884,908	
Native Produce of local origin Exported to Chinese Ports.....	27,314,354		27,036,357		38,341,391	
Total Exports of local origin		32,106,961		29,372,642		41,226,299
Gross Value of the Trade of the Port.....		78,490,422		86,987,925		100,321,823
Net Value of the Trade of the Port, i.e., Foreign and Native Imports less Re-exports, and Native Exports of local origin.....	57,050,639		62,219,698		73,811,178	

TABLE No. III.—TRADE IN FOREIGN GOODS.—Imports and Re-exports.

DESCRIPTION OF GOODS.	Classifier of Quantity.	IMPORTS FROM FOREIGN COUNTRIES AND HONGKONG.		IMPORTS FROM CHINESE PORTS.		RE-EXPORTS TO FOREIGN COUNTRIES AND HONGKONG.		RE-EXPORTS TO CHINESE PORTS.		NET TOTAL IMPORTS.	
		Quantity.	Value.	Quantity.	Value.	Quantity.	Value.	Quantity.	Value.	Quantity.	Value.
OPIUM:—											
Malwa.....	Piculs	...	Hk. <i>Rs.</i>	139.00	Hk. <i>Rs.</i>	...	Hk. <i>Rs.</i>	35.00	Hk. <i>Rs.</i>	104.00	Hk. <i>Rs.</i>
Patna.....	"	318.00	228.60	...	89.40	...
Benares.....	"	3.60	1.20	...	2.40	...
COTTON GOODS:—											
Shirtings, Grey, Plain.....	Pieces	1,223,891	331,188	...	892,703	...
" White, ".....	"	589,389	87,023	...	502,366	...
" Dyed, ".....	"	11,926	2,238	...	9,688	...
" Dyed, Figured, Brocaded, and Spotted.....	"	598	3,534	20,239	2,886	...	17,951	...
Dyed Cotton Metz Cords.....	"	3,128	880	...	2,248	...
T-Cloths, 32 inches.....	"	127,873	1,490	...	126,383	...
" 36 ".....	"	1,650	810	...	840	...
Drills, English.....	"	29,614	1,515	...	28,099	...
" Dutch.....	"	300	300	...
" American.....	"	251,010	10,380	...	240,630	...
Jeans, English.....	"	24,875	840	...	24,035	...
" Dutch.....	"	1,900	1,900	...
" American.....	"	4,035	180	...	3,855	...
Sheetings, English.....	"	132,136	32,033	...	100,103	...
" Dutch.....	"	2,220	1,680	...	540	...
" American.....	"	51,040	6,120	...	44,920	...
Chintzes and Furnitures.....	"	312	749	183,450	30,808	...	152,954	...
Printed T-Cloths.....	"	20,280	1,915	...	18,365	...
Turkey Red Cottons.....	"	49,201	13,946	...	35,255	...
Cotton Lastings, Plain and Figured.....	"	183,401	59,381	...	124,020	...
" Italians, Plain and Figured.....	"	217,122	75,808	...	141,314	...
" Crimps.....	"	6,381	3,187	...	3,194	...
Velvets.....	"	7,510	2,055	...	5,455	...
Velveteens.....	"	2,158	122	...	2,036	...
Lawns.....	"	4,300	300	...	4,000	...
Muslins.....	"	6,801	800	...	6,001	...
Handkerchiefs.....	Dozens	61,595	3,290	...	58,305	...
Towels.....	"	1,779	794	36,003	3,935	...	33,847	...
Taffachellas.....	Pieces	400	400	...
Blankets, Cotton.....	"	100	45	11,289	479	...	10,910	...
Cotton Spanish Stripes.....	"	20	60	3,136	120	...	3,036	...
" Flannel.....	"	35,313	6,326	...	28,987	...
Oxford Checks.....	"	6,426	790	...	5,636	...
Velvet Cords.....	"	740	150	...	590	...
Cotton Cretoune.....	"	9,175	588	...	8,587	...
Japanese Cotton Cloth.....	"	2,870	1,282	150	600	...	2,420	...
" Crape.....	"	1,960	60	...	1,900	...
Mosquito Netting.....	"	3,505	600	...	1,905	...
Cotton Goods, Unclassed.....	Value	...	395
" Yarn, English.....	Piculs	8,442	102	...	8,340	...
" " Indian.....	"	3,189	92,800	287,929	215,406	...	75,712	...
" " Japanese.....	"	198,359	17,229	...	181,130	...
" Thread.....	"	1	54	71	72	...
WOOLLEN GOODS:—											
Camlets, English.....	Pieces	15,790	2,130	...	13,660	...
Lastings, Plain.....	"	8,078	1,299	...	6,779	...
" Figured.....	"	230	150	...	80	...

TABLE No. III.—TRADE IN FOREIGN GOODS.—Imports and Re-exports—Cont^d

DESCRIPTION OF GOODS.	Classifier of Quantity.	IMPORTS FROM FOREIGN COUNTRIES AND HONGKONG.		IMPORTS FROM CHINESE PORTS.		RE-EXPORTS TO FOREIGN COUNTRIES AND HONGKONG.		RE-EXPORTS TO CHINESE PORTS.		NET TOTAL IMPORTS.	
		Quantity.	Value.	Quantity.	Value.	Quantity.	Value.	Quantity.	Value.	Quantity.	Value.
WOOLLEN GOODS, continued:—			<i>Hk. Tls</i>		<i>Hk. Tls</i>		<i>Hk. Tls</i>		<i>Hk. Tls</i>		<i>Hk. Tls</i>
Long Ells	Pieces	25,364	197,839	5,800	45,240	19,564	152,599
Spanish Stripes	"	6,224	76,555	2,194	26,986	4,030	49,569
Cloth, Broad, Medium, and Habit	"	4,347	141,712	1,276	41,598	3,071	100,114
" Russian	"	2,030	66,787	590	19,411	1,440	47,376
Blankets	Pairs	286	1,030	286	1,030
Flannel	Pieces	180	2,574	180	2,574
Italian Cloth, Plain and Figured	"	336	2,005	18,762	136,963	10,968	80,066	8,130	58,902
Woolen Goods, Unclassed	Value	509	509
" Yarn	Piculs	674	72,792	54	5,832	620	66,960
MISCELLANEOUS PIECE GOODS:—											
Silk and Cotton Mixtures, Japanese	Piculs	15	2,280	15	2,280
Gunny Cloth	Pieces	882	637	2,984	2,246	654	1,080	3,212	1,803
Hessian "	Yards	16,000	640	100,000	3,600	7,000	266	109,000	3,974
Plush	"	55,000	3,126	55,000	3,126
Sealskin, Imitation	Pieces	1,494	30,162	628	12,098	866	18,064
	"	351	9,392	10	695	341	8,697
METALS:—											
Iron, Nail-rod	Piculs	8,148	22,814	13	36	8,135	22,778
" Bar	"	26	74	4,227	12,005	9	26	4,244	12,053
" Hoop	"	1,267	3,294	102	265	1,165	3,029
" Sheets and Plates	"	6,446	23,850	17	63	6,429	23,787
" Wire	"	14,221	78,216	851	4,681	13,370	73,535
" Old	"	1,205	1,902	16,673	29,529	1,405	1,595	16,473	29,836
" Nails	"	30	166	16,275	70,078	940	4,090	15,365	66,154
" Unmanufactured	"	30,239	34,600	30,239	34,600
Ironware, Unclassed	Value	...	20,034	...	16,122	36,156
Tin, in Slabs	Piculs	1,895	65,946	110	3,828	1,785	62,118
Tinplates	"	1,945	12,254	4,227	26,630	4,608	29,030	49	309	1,515	9,545
Lead, in Pigs	"	841	4,878	23,669	137,280	359	2,082	24,151	140,076
Copper, Sheets and Plates	"	39	928	345	8,211	35	833	349	8,306
" Ingots	"	5,370	135,324	4,663	117,508	10,033	252,832
" Slabs, Japan	"	1,412	38,124	709	19,143	193	5,211	1,928	52,056
Yellow Metal, Rod	"	236	5,239	71	1,576	307	6,815
" " Sheets	"	16	413	539	13,906	4	103	551	14,216
Brass Wire	"	357	14,209	650	25,870	16	637	991	39,442
Brassware	"	9	356	56	2,212	6	237	59	2,331
Steel	"	3,910	17,595	2,329	10,481	353	1,589	5,886	26,487
" Mild, Angles, Hoops, and Plates	"	1,958	6,476	144	317	1,814	6,159
Spelter	"	224	1,725	224	1,725
White Metal, German Silver, and Nickel	"	26	2,000	881	56,609	46	3,108	861	55,501
Zinc	"	399	3,591	5	45	394	3,546
SUNDRIES:—											
Aniseed, Star	Piculs	912	15,686	464	7,981	57	980	1,319	22,687
" Awabi	"	9	502	72	2,129	23	486	58	2,145
Bags, Gunny and Hemp	Pieces	978,124	75,955	2,736,547	227,628	43,986	3,748	3,670,685	299,835
Basins, Tin	Gross	2,033	11,789	119	690	1,914	11,099
Bed Hangings	Dozens	6,600	6,983	300	268	6,300	6,715
Bolting Machine	Value	...	1,163	...	10,544	11,577
Betel-nut Husk	Piculs	784	1,850	1,125	2,655	733	1,730	1,176	2,775

TABLE No. III.—TRADE IN FOREIGN GOODS.—Imports and Re-exports—Cont^d.

DESCRIPTION OF GOODS.	Classifier of Quantity.	IMPORTS FROM FOREIGN COUNTRIES AND HONGKONG.		IMPORTS FROM CHINESE PORTS.		RE-EXPORTS TO FOREIGN COUNTRIES AND HONGKONG.		RE-EXPORTS TO CHINESE PORTS.		NET TOTAL IMPORTS.	
		Quantity.	Value.	Quantity.	Value.	Quantity.	Value.	Quantity.	Value.	Quantity.	Value.
SUNDRIES, continued :—											
Betel-nuts.....	Piculs	5,142	26,738	3,651	18,985	3,143	16,344	5,650	29,379
Bicho de Mar, Black.....	"	631	32,875	1,653	86,122	909	47,359	1,375	71,638
" " White.....	"	306	5,233	33	564	273	4,669
Birds Nests, 1st Quality.....	Catties	205	6,950	1,597	54,138	169	5,729	1,633	55,359
" " 2nd ".....	"	1,417	17,571	1,189	14,744	502	6,225	2,104	26,090
" " 3rd ".....	"	1,576	7,722	397	1,945	331	1,622	1,642	8,045
Books.....	Value	...	1,131	...	1,991	3,122
Borax.....	Piculs	145	2,563	315	3,672	13	197	447	6,038
Boxes, Fancy.....	Gross	16,475	20,590	2,713	3,343	13,762	17,247
Braid, Llama.....	"	170,368	39,248	12,100	2,999	158,268	36,249
Bricks.....	Value	...	1,656	...	6,997	1,762	...	6,891
Building Materials.....	"	...	2,000	2,000
Buttons, Brass.....	Gross	36,770	14,708	202,545	81,018	31,370	12,548	207,945	83,178
" " Fancy.....	"	2,700	485	64,630	19,337	11,381	3,731	55,949	16,091
Camphor.....	Piculs	62	2,840	63	2,885	39	1,786	86	3,939
" " Baroos, Clean.....	Catties	77	5,113	31	2,058	22	1,461	86	5,710
" " Refuse.....	"	53	2,014	23	874	31	1,178	45	1,710
Candles.....	Piculs	21	420	989	18,191	45	802	965	17,809
Cardamoms, Superior.....	"	178	26,344	31	4,588	101	14,948	108	15,984
" " Inferior.....	"	1,698	38,714	104	2,371	575	13,110	1,227	27,975
Carriages.....	Value	...	157	...	3,171	316	...	3,012
Casks, Empty.....	"	...	39,957	...	12,789	20	...	52,726
Cassia Ligna.....	Piculs	1,393	38,725	55	1,529	701	19,488	747	20,766
" " Buds.....	"	85	2,491	2	59	29	850	58	1,700
" " Twigs.....	"	6,849	21,917	171	547	1,719	5,501	5,301	16,965
Cement.....	"	8,999	9,008	37,047	38,235	300	330	45,746	46,913
Chemical Products.....	Value	...	5,893	...	13,251	8,063	...	11,081
Cigarettes.....	"	...	3,047	...	31,166	840	...	33,373
Cigars.....	"	...	368	...	5,051	216	...	5,205
Cinnabar.....	Piculs	29	2,451	1	85	27	2,282	3	254
Cinnamon.....	"	25	2,538	2	203	27	2,741
Clams, Dried.....	"	1,234	22,160	106	1,996	1,128	20,164
Clocks and Watches.....	Pieces	556	1,114	12,808	27,402	3,926	8,096	9,438	20,420
Clothing.....	Value	...	272	...	13,724	1,236	...	12,760
Cloves.....	Piculs	478	7,697	52	837	192	3,091	338	5,443
Coal.....	Tons	59,401	475,208	26,443	211,544	400	3,200	85,444	683,552
Compo.....	Piculs	16	694	369	16,223	104	4,378	281	12,539
Confectionery, in Bottles.....	Value	...	1,565	...	2,021	16	...	3,570
Cotton Gins.....	Pieces	70	1,050	1,979	28,664	387	4,399	1,662	25,315
" " Parts of.....	Value	...	1,470	...	22,864	2,289	...	22,045
Cow Bezoar, Indian.....	Taels	96	3,792	48	1,896	144	5,688
Cuttle-fish.....	Piculs	28	353	5,905	74,403	1,978	24,923	3,955	49,833
Dyes, Aniline.....	Value	...	330	...	385,198	47,960	...	337,568
Dynamite.....	"	8,100	8,100
Electric Materials.....	"	...	1,055	...	1,116	2,171
Fans, Palm-leaf, Fine.....	Pieces	797,470	8,373	96	1	413,394	4,341	384,172	4,033
" " Coarse.....	"	9,772,630	51,795	232,250	1,231	1,658,195	8,788	8,346,685	44,238
Files.....	Value	2,543	2,543
Fireclay.....	Piculs	1,242	2,841	69	137	1,173	2,704
Fish Maws.....	"	178	18,743	12	1,264	74	7,792	116	12,215
Flour.....	"	305	1,268	7,170	29,125	449	2,052	7,026	28,341
Furniture.....	Value	...	6,006	...	5,511	10	...	11,507
Fuses.....	"	6,400	900	...	5,500
Galangal.....	Piculs	1,971	7,293	893	3,304	333	1,232	2,531	9,365
Gambier.....	"	252	1,890	14	105	21	158	245	1,837
Ginseng, Japan, 2nd Quality.....	"	60	11,778	58	11,385	99	19,434	19	3,720
" " 3rd ".....	"	16	1,776	63	6,993	62	6,882	17	1,887
" " American, Clarified.....	"	39	45,533	46	53,705	71	82,893	14	16,345

TABLE No. III.—TRADE IN FOREIGN GOODS.—Imports and Re-exports—Contd.

DESCRIPTION OF GOODS.	Classifier of Quantity.	IMPORTS FROM FOREIGN COUNTRIES AND HONGKONG.		IMPORTS FROM CHINESE PORTS.		RE-EXPORTS TO FOREIGN COUNTRIES AND HONGKONG.		RE-EXPORTS TO CHINESE PORTS.		NET TOTAL IMPORTS.	
		Quantity.	Value.	Quantity.	Value.	Quantity.	Value.	Quantity.	Value.	Quantity.	Value.
SUNDRIES, continued:—											
Glass, Window	Boxes	18,807	95,916	46	235	18,761	95,681
Glassware	Piculs	31	568	236	4,319	14	256	253	4,631
	Value	...	694	...	31,627	3,329	...	28,992
Glue	Piculs	917	14,764	856	13,782	175	2,818	1,598	25,728
Gum, Dragon's Blood	"	56	1,562	3	84	10	279	49	1,367
" Olibanum	"	963	9,052	32	301	335	3,149	660	6,204
Haberdashery	Value	...	663	...	25,783	26,446
Hide Specific	Piculs	75	3,276	24	1,607	99	4,883
Horns, Rhinoceros	Catties	200	5,000	200	5,000
India-rubber Goods	Value	2,288	9	...	2,279
Indigo, Liquid	Piculs	13	64	392	1,921	3	15	402	1,970
Isinglass	"	14	811	1,180	68,322	479	27,734	715	41,399
Labels	Value	...	3,449	...	20,422	522	...	23,349
Lace	10,461	2,199	...	8,262
Lacquerware	Piculs	62	2,499	17	685	45	1,814
Lamps and Lampware	Value	...	4,051	...	32,985	3,995	...	33,041
Lead, White	Piculs	555	6,494	327	3,826	6	70	876	10,250
" Yellow	"	326	2,412	115	851	441	3,263
Locomotives	Value	...	106,105	106,105
Lung-ngan Pulp	Piculs	145	1,958	2,083	28,121	142	1,917	2,086	28,162
Lung-ngans, Dried	"	181	1,701	343	3,224	353	3,318	171	1,607
Machinery	Value	...	51,088	...	52,839	3,957	...	99,960
Manganese	Piculs	5,939	20,725	5,939	20,725
Matches, European	Gross	26,860	6,617	600	144	26,260	6,473
" Japan	"	2,750	740	19,910	4,771	22,660	5,511
Match-making Materials:—											
Glass and Emery Powder	Piculs	4,085	5,839	45	118	4,040	5,721
Phosphorus	"	288	21,471	30	2,122	258	19,349
Wood Boxes	"	9,017	19,283	9,017	19,283
" Splints	"	38,723	68,781	178	312	38,545	68,469
Mats	Pieces	458,125	26,571	621,961	36,074	360,962	20,936	719,124	41,709
Medicines	Piculs	6,185	74,147	6,185	74,147
	Value	...	5,071	...	9,311	682	...	13,700
Milk, Condensed, in Tins	Dozens	2,303	5,181	75	169	2,228	5,012
Morphia	Ounces	242	467	5,018	9,685	5,260	10,152
Mushrooms	Piculs	13	675	954	49,513	41	2,128	926	48,060
Musical Instruments, Un- classified	Value	...	2,408	...	4,692	352	...	6,748
Musk	Taels	176	2,771	176	2,771
Mussels, Dried	Piculs	190	3,154	39	647	151	2,507
Needles	Mille	8,500	2,629	669,225	141,322	50,650	10,322	627,075	133,629
Nutmegs	Piculs	114	4,252	2	75	30	1,119	86	3,208
Oil, Kerosene, American	Galls.	3,934,000	551,574	26,490	4,174	3,907,510	547,400
" " Russian	"	2,647,170	327,156	6,550	940	2,640,620	326,216
" " Sumatra	"	2,405,000	209,588	15,000	1,440	2,390,000	208,148
" " Sumatra, in bulk	"	5,297,078	491,820	50,000	4,750	5,247,078	487,070
" Bean	Piculs	476	2,856	476	2,856
" Castor	"	433	5,975	433	5,975
" Engine	Value	...	450	...	19,749	297	...	19,902
Paint, Green	Piculs	2	26	261	3,367	135	1,742	128	1,651
Paper, 1st Quality	"	294	8,644	557	16,376	100	2,940	751	22,080
" 2nd	"	89	668	1,983	14,873	293	2,198	1,779	13,343
" Printing	Reams	1,821	4,191	3,003	6,500	100	191	4,724	10,500
Peel, Orange	Piculs	1,139	10,821	164	1,558	509	4,836	794	7,543
Pepper, Black	"	2,978	61,942	5,410	112,528	1,068	22,214	7,320	152,256
" White	"	59	2,336	144	5,702	68	2,693	135	5,345
Perfumery	Value	...	806	...	7,265	1,644	...	6,427
Photographic Materials	"	...	145	...	5,875	214	...	5,806

TABLE No. III.—TRADE IN FOREIGN GOODS.—Imports and Re-exports—Contd.

DESCRIPTION OF GOODS.	Classifier of Quantity.	IMPORTS FROM FOREIGN COUNTRIES AND HONGKONG.		IMPORTS FROM CHINESE PORTS.		RE-EXPORTS TO FOREIGN COUNTRIES AND HONGKONG.		RE-EXPORTS TO CHINESE PORTS.		NET TOTAL IMPORTS.	
		Quantity.	Value.	Quantity.	Value.	Quantity.	Value.	Quantity.	Value.	Quantity.	Value.
SUNDRIES, continued:—											
Pimento	Piculs	42	301	410	3,537	452	3,838
Potash, Chlorate of	Value	...	3,670	3,670
Prawns and Shrimps, Dried	Piculs	56	1,142	456	9,302	186	3,794	326	6,650
Preserves	"	198	2,237	2	23	196	2,214
Printing Materials	Value	...	2,638	...	8,984	4,977	...	6,645
Putchuck	Piculs	986	16,072	74	1,206	318	5,183	742	12,095
Railway Plant and Materials	Value	...	137,967	...	7,082	1,430	...	143,619
Wood Sleepers	Pieces	326,247	364,948	23,545	47,998	17,300	13,310	332,492	399,636
Raisins	Piculs	4	46	448	5,466	16	228	436	5,284
Rattans, Whole	"	181	1,267	13	91	168	1,176
" Split	"	271	2,276	588	4,939	624	5,242	235	1,973
Rope, Hemp	"	340	5,270	161	2,496	501	7,766
Rugs and Druggets	Value	5,755	460	...	5,295
Sandalwood	Piculs	21,089	312,117	5,048	74,710	3,812	56,418	22,325	330,409
Sapanwood	"	6,555	25,565	1,622	6,326	83	324	8,094	31,567
Seaweed, Japan	"	604	1,480	143,333	351,166	13,481	33,028	130,456	319,618
Seed, Lucraban	"	233	1,351	15	87	50	290	198	1,148
" Separators	Value	...	2,843	2,843
Sharks Fins, White	Piculs	14	1,943	335	46,498	39	5,413	310	43,028
" Prepared	"	224	25,141	63	8,914	162	18,724	125	15,331
Silk Ribbons	Value	...	11,105	11,105
" and Cotton Ribbons	"	52,634	24,937
Soap	Piculs	293	1,276	7,345	43,334	659	3,967	6,979	40,643
Soda	"	438	1,381	52	124	386	1,257
Stores, Household	Value	...	16,448	...	50,639	9,420	...	57,667
Sugar, Brown	Piculs	159,606	675,514	12,288	51,978	2,427	10,266	169,557	717,226
" White	"	29,870	177,727	8,040	47,838	4,265	25,377	33,645	200,188
" Refined	"	82,271	427,809	49,255	256,126	22,152	115,190	109,374	568,745
" Candy	"	11,260	82,198	4,418	32,251	2,548	18,600	13,130	95,849
Sulphur	"	6,886	16,140	16,140
Sulphuric Acid	"	3,480	14,686	4,991	19,683	45	180	8,426	34,189
Tea Dust, Ceylon	"	23,056	230,560	8,661	86,610	12,171	121,710	2,224	22,240
Telegraphic Materials	Value	...	3,633	...	22,990	6,549	...	20,074
Timber, Planks, Hard-wood	Cub. ft.	6,711	3,020	6,711	3,020
" Soft-wood	Sq. feet	932,354	18,647	932,354	18,647
" Oregon Pine	Pieces	6,861	30,000	1,180	5,094	8,041	35,094
Tin-foil	Piculs	133	4,602	3	105	136	4,707
Ultramarine	"	4	48	175	1,796	17	187	162	1,657
Umbrellas, Cotton, Japanese	Pieces	37,500	18,750	179,148	89,574	35,748	17,874	180,900	90,450
Vermilion	Piculs	235	18,918	147	11,834	9	725	373	30,027
Waggons, Railway	Value	...	7,130	7,130
Waters, Aerated and Mineral	"	...	960	...	14,742	42	...	15,660
Wine and Beer	"	...	14,700	...	59,748	4,855	...	69,593
Wood, Garoo	Piculs	5	1,167	1	233	4	934
" Gun-stock	Pieces	4,750	1,720	4,750	1,720
" Laka	Piculs	130	403	822	2,548	93	288	859	2,663
Worm Tablets, in Bottles	Dozens	5,370	4,213	1,272	946	4,098	3,267
Sundries, Unenumerated	Value	...	28,029	...	108,362	13,042	...	123,349
TOTAL	Hk. Tls.	...	5,000,160	...	32,700,461	...	115,640	...	10,713,374	...	26,871,607

SUMMARY.

IMPORTS from Great Britain.....	<i>Hk. Ts</i>	80,457
" " Hongkong.....	"	2,889,611
" " India.....	"	209,750
" " United States of America.....	"	14,098
" " South America.....	"	30,000
" " Continent of Europe, Russia excepted...	"	488,190
" " Russia <i>via</i> Odessa.....	"	2,361
" " Russian Manchuria.....	"	300
" " Japan.....	"	996,834
" " Sumatra.....	"	286,857
" " Turkey in Asia, Persia, Egypt, and Aden	"	1,702
Total from Foreign Countries.....	<i>Hk. Ts</i>	5,000,160
Imports from Chinese Ports.....	"	32,700,461
TOTAL FOREIGN IMPORTS.....	<i>Hk. Ts</i>	37,700,621
RE-EXPORTS to Hongkong.....	<i>Hk. Ts</i>	29,030
" " Russia and Siberia <i>via</i> Kiakhta.....	"	11,550
" " Russian Manchuria.....	"	75,060
Total to Foreign Countries.....	<i>Hk. Ts</i>	115,640
RE-EXPORTS to Northern Ports.....	<i>Hk. Ts</i>	58,010
" " Yangtze Ports.....	"	10,530,764
" " Central Ports.....	"	124,489
" " Southern Ports.....	"	111
Total to Chinese Ports.....	<i>Hk. Ts</i>	10,713,374
TOTAL FOREIGN RE-EXPORTS.....	<i>Hk. Ts</i>	10,829,014
NET TOTAL FOREIGN IMPORTS.....	<i>Hk. Ts</i>	26,871,607

TABLE No. IV.—TRADE IN NATIVE PRODUCE.—Imports and Re-exports.

DESCRIPTION OF GOODS.	Classifier of Quantity.	IMPORTS FROM CHINESE PORTS.		RE-EXPORTS TO CHINESE PORTS.		RE-EXPORTS TO FOREIGN COUNTRIES AND HONGKONG.		NET TOTAL IMPORTS.	
		Quantity.	Value.	Quantity.	Value.	Quantity.	Value.	Quantity.	Value.
COTTON GOODS * :—									
Shirtings, Grey, Shanghai.....	Pieces	720	2,736	720	2,736
Sheetings, Shanghai.....	"	11,120	35,584	11,120	35,584
Cotton Yarn, Shanghai.....	Piculs	63,973	1,615,318	55,506	1,401,527	8,467	213,791
SUNDRIES :—									
Almonds, Sweet.....	Piculs	242	6,365	41	1,078	201	5,287
Alum, White.....	"	8,405	14,709	1,322	2,314	7,083	12,395
Amber, Beads and Ware.....	"	3	1,388	3	1,388
Antimony Ore.....	"	18,957	55,917	18,957	55,917
Arsenic.....	"	890	5,874	808	5,333	82	541
Bags, Gunny and Hemp.....	Pieces	784,140	42,808	132,130	10,002	652,010	32,806
" Grass and Straw.....	"	129,810	6,361	36,400	1,784	93,410	4,577
Bamboo Shoots.....	Piculs	39,604	232,751	606	4,549	38,998	228,202
Bambooware.....	"	101	1,894	52	975	49	919
Beancurd.....	"	457	1,372	457	1,372
Beans, Black.....	"	1,147	2,386	1,147	2,386
" Yellow.....	"	2,644	4,891	1,907	3,528	737	1,363
Bones, Tiger.....	"	151	12,140	146	11,738	5	402
Brass-foil.....	"	197	6,600	49	1,642	148	4,958
Brassware.....	"	482	17,593	114	4,161	368	13,432
Bristles.....	"	9,133	173,749	8,741	164,680	392	9,069
Buttons, Brass.....	"	1,055	57,498	75	4,088	980	53,410
Cake-stuff.....	"	628	9,491	628	9,491
Camphor.....	"	43	2,657	43	2,657
Capoor Cutchery.....	"	482	2,314	38	182	444	2,132
Cassia Lignea.....	"	265	8,030	21	636	244	7,394
" Buds.....	"	89	2,572	39	1,127	50	1,445
" Twigs.....	"	1,657	4,971	1,399	4,197	258	774
China-root.....	"	552	5,299	217	2,083	335	3,216
Chinaware, Coarse.....	"	168	1,478	153	1,346	15	132
Cinnabar.....	"	23	2,146	14	1,306	9	840
Clams, Dried.....	"	769	15,080	62	1,198	707	13,882
Cloth, Native (Nankeens).....	"	1,024	41,984	924	37,884	100	4,100
Clothing, Theatrical.....	Value	...	4,088	4,088
Coal, Katping.....	Tons	3,860	31,536	3,860	31,536
Coir.....	Piculs	4,062	15,029	3,927	14,530	135	499
Copper, Yunnan, Tribute.....	"	15,450	302,820	15,450	302,820
Cotton, Raw.....	"	792	13,013	774	12,717	18	296
Cuttle-fish.....	"	10,278	129,811	2,027	25,601	8,251	104,210
Dates, Black.....	"	486	2,333	32	154	454	2,179
Dressing-cases.....	Pieces	5,881	4,998	588	710	5,293	4,288
Fan Handles.....	"	660,328	3,117	326,020	2,415	334,308	702
Fans, Fancy.....	"	306,967	6,598	165,696	5,652	141,271	946
" Paper.....	"	3,754,097	131,393	1,319,920	46,197	2,434,177	85,196
" Silk.....	"	72,367	7,319	23,224	3,058	49,143	4,261
Feathers, Duck, Fowl, etc.....	Piculs	3,228	17,407	3,414	17,956
Fire-crackers and Fireworks.....	"	2,827	18,941	2,479	16,609	348	2,332
Fish, Dried and Salt.....	"	864	7,690	117	1,041	747	6,649
" Maws.....	"	146	16,060	16	1,760	130	14,300
" Roes.....	"	105	1,751	99	1,654	6	97
" Glue.....	"	83	3,237	5	195	78	3,042
Flour, Shanghai and Wuhu Mills.....	"	7,782	31,906	7,782	31,906
" Potato.....	"	1,183	2,983	14	33	1,169	2,950
Flowers, Artificial and Decorated.....	Pieces	41,644	1,115	24,215	733	17,429	382
Fungus.....	Piculs	3,043	84,595	2,859	79,480	184	5,115
" White.....	"	16	6,818	15	6,635	1	18

* Steam Factory products.

TABLE No. IV.—TRADE IN NATIVE PRODUCE.—Imports and Re-exports—Cont^d.

DESCRIPTION OF GOODS.	Classifier of Quantity.	IMPORTS FROM CHINESE PORTS.		RE-EXPORTS TO CHINESE PORTS.		RE-EXPORTS TO FOREIGN COUNTRIES AND HONGKONG.		NET TOTAL IMPORTS.	
		Quantity.	Value.	Quantity.	Value.	Quantity.	Value.	Quantity.	Value.
SUNDRIES, continued:—			Hk. Ts		Hk. Ts		Hk. Ts		Hk. Ts
Furniture.....	Value		21,254						21,254
Ginseng, Native.....	Piculs	235	21,731	34	2,501			201	19,230
" Corean, 1st Quality.....	Catties	3,041	55,020	1,376	25,305			1,665	29,715
Glass or Vitrified Ware.....	Piculs	1,473	11,048	917	6,878			556	4,170
Glue, Cow.....	"	333	4,762	124	1,773			209	2,989
Gold Thread, Imitation.....	"	103	30,900	31	9,300			72	21,600
Grasscloth, Fine.....	"	610	54,900	165	14,850			445	40,050
" Coarse.....	"	207	7,949	64	2,458			143	5,491
Hair, Goat.....	"	201	3,739	18	335			183	3,404
Hams.....	"	1,618	20,387	168	2,117			1,450	18,270
Hemp.....	"	26,996	248,363	23,424	215,501			3,572	32,862
" Sacking.....	Pieces	52,550	3,880	575	92			51,975	3,788
Hides, Cow.....	Piculs	18,445	461,125	13,882	347,050			4,563	114,075
" Cuttings.....	"	1,627	4,879	596	1,789			1,031	3,090
" Buffalo.....	"	953	17,154	805	14,490			148	2,664
Honey.....	"	192	1,830					192	1,830
Horns, Deer, Young.....	Pairs	134	10,787	28	2,254			106	8,533
" Old.....	Piculs	54	1,912	23	814			31	1,098
" Cow and Buffalo.....	"	1,892	11,617	1,546	9,492			346	2,125
Indigo, Liquid.....	"	313	1,440	253	1,164			60	276
Ironware.....	"	1,827	22,780	91	1,300			1,736	21,480
Ivoryware.....	"	10	6,550	2	1,310			8	5,240
Jadestoneware.....	Pieces	14,868	15,891	10,667	10,932			4,201	4,959
Joss Ornaments.....	"	908,440	4,210	221,960	869			686,480	3,341
Lampblack.....	Piculs	385	4,798	130	3,244			255	1,554
Lamps.....	Pieces	130,244	25,109	57,298	13,904			72,946	11,205
Lampwick.....	Piculs	271	4,092					271	4,092
Lead, in Pigs, Yunnan.....	"	2,716	20,723	1,206	9,202			1,510	11,521
" Tribute.....	"	10,600	80,560	10,600	80,560				
" White.....	"	1,485	17,375	37	433			1,448	16,942
" Yellow.....	"	773	5,720	9	67			764	5,653
Leather.....	"	1,267	38,010	1,235	37,050			32	960
Leatherware.....	"	66	2,548	31	1,197			35	1,351
Lichees, Dried.....	"	2,011	16,490	299	2,452			1,712	14,038
Lily Flowers, Dried.....	"	985	10,244	142	1,477			843	8,767
Liquorice.....	"	505	4,343	14	120			491	4,223
Lung-ngan Pulp.....	"	208	2,808	55	743			153	2,065
Lung-ngans, Dried.....	"	4,022	37,807	694	6,524			3,328	31,283
Mats.....	Pieces	254,214	14,617	25,125	1,445			229,089	13,172
Medicines.....	Piculs	123,093	1,139,059	71,023	728,495			52,070	410,564
Mirrors.....	Pieces	146,492	16,627	14,323	3,325			132,169	13,302
Mushrooms.....	Piculs	238	12,257	25	1,288			213	10,969
Musk.....	Catties	3,033	968,285	2,731	871,872			302	96,413
Nutgalls.....	Piculs	17,221	339,254	17,153	337,914			68	1,340
Oil, Castor.....	"	1,500	20,100					1,500	20,100
" Wood.....	"	2,837	20,426	1,951	14,048	185	1,332	701	5,046
" Peppermint.....	"	2	1,150	1	247			1	903
Olives.....	"	561	3,029	36	194			525	2,835
Opium, Native, Szechwan.....	"	4,794	2,179,287	5,580	2,536,922				
" Yunnan.....	"	2,144	1,141,142	2,077	1,105,410			67	35,732
" Dross.....	"	270	32,172	266	31,943			4	229
" Boiled.....	Catties	41	290	41	290				
Oranges, Dried.....	Piculs	1,845	2,948					1,845	2,948
Paper, 1st Quality.....	"	6,097	198,762	2,279	74,295			3,818	124,467
" 2nd.....	"	2,070	23,805	1,302	14,973			768	8,832
" Joss.....	"	6,914	168,746	73	1,809			6,841	166,937
" Shanghai Mill.....	"	1,054	8,432	33	264			1,021	8,168
Pearls, False.....	"	30	6,084	30	6,084				

TABLE No. IV.—TRADE IN NATIVE PRODUCE.—Imports and Re-exports—Cont^d.

DESCRIPTION OF GOODS.	Classifier of Quantity.	IMPORTS FROM CHINESE PORTS.		RE-EXPORTS TO CHINESE PORTS.		RE-EXPORTS TO FOREIGN COUNTRIES AND HONGKONG.		NET TOTAL IMPORTS.	
		Quantity.	Value.	Quantity.	Value.	Quantity.	Value.	Quantity.	Value.
<i>SUNDRIES, continued:—</i>									
			<i>Hk. Ta</i>		<i>Hk. Ta</i>		<i>Hk. Ta</i>		<i>Hk. Ta</i>
Peel, Orange	<i>Piculs</i>	3,594	34,143	2,238	21,261	1,356	12,882
" Pumelo, 1st Quality	"	144	3,960	9	248	135	3,712
Pottery, Earthenware	"	988	3,952	40	160	948	3,792
Prawns and Shrimps, Dried	"	647	17,080	576	15,206	71	1,874
Preserves	"	1,245	14,069	37	418	1,208	13,651
Quicksilver	"	60	6,300	60	6,300
Rattan Skin	"	771	17,743	113	2,163	658	15,580
Rattans, Split	"	316	2,560	149	1,207	167	1,353
Rhubarb, Szechwan	"	8,644	169,422	8,053	157,839	591	11,583
Rice	"	70,137	185,863	65,102	172,520	5,035	13,343
" Red	"	1,082	11,241	1,082	11,241
Safflower	"	627	29,887	586	28,213	41	1,674
Samshu	"	1,910	12,988	1,910	12,988
" Medicated	"	209	2,928	2	20	207	2,908
Sea Blubber	"	4,712	19,356	2,339	10,663	2,373	8,693
Seed, Date	"	100	1,358	6	96	94	1,262
" Flower	"	557	4,846	175	653	382	4,193
" Lily Flower, or Lotus-nuts	"	1,246	15,575	908	11,350	338	4,225
" Melon	"	394	2,285	48	278	346	2,007
" Sesamum	"	22,985	85,045	20,904	77,345	2,081	7,700
Shoes and Boots, Silk and Cotton	<i>Pairs</i>	5,775	3,817	85	56	5,690	3,761
Silk, Raw, White	<i>Piculs</i>	29	8,193	8	2,260	21	5,933
" Yellow	"	7,139	1,824,015	7,016	1,792,588	123	31,427
" Wild	"	1,069	91,720	1,035	88,803	34	2,917
" Cocoons	"	48	1,277	48	1,277
" Refuse	"	1,417	33,725	1,232	29,322	185	4,403
" Cocoons, Refuse	"	11,356	282,788	11,354	282,738	2	50
" Piece Goods	"	3,398	2,033,703	940	562,590	2,458	1,471,113
" Embroidery	"	34	24,225	22	15,675	12	8,550
" Pongees	"	135	38,610	102	29,172	33	9,438
" and Cotton Mixtures	"	77	23,100	1	53	76	23,047
" Ribbons	"	444	135,109	2	609	442	134,500
" Embroidered	"	87	52,374	87	52,374
" Products, Unclassed	<i>Value</i>	62	38,849	3	1,880	59	36,969
Skins (Furs), Goat	<i>Pieces</i>	...	1,710	1,710
" Sheep	"	546,550	273,275	477,310	238,655	69,240	34,620
" Various	<i>Value</i>	23,524	4,705	23,380	4,676	144	29
Spectacles	<i>Pairs</i>	...	1,589	...	58	1,531
Steel	<i>Piculs</i>	24,021	2,513	14,805	1,943	9,216	570
Sugar, Brown	"	570	2,508	378	1,663	192	845
" White	"	187,487	768,697	1,348	5,527	186,139	763,170
" Candy	"	138,728	804,622	4,259	24,702	134,469	779,920
Tallow, Animal	"	881	6,519	58	429	823	6,090
" Vegetable	"	1,886	15,842	1,040	8,736	846	7,106
Tea, Black	"	19,586	160,605	16,478	135,120	3,108	25,485
" Green	"	101,594	2,031,880	52,276	1,045,520	48,985	979,700	333	6,660
" Dust	"	2,013	77,098	1,992	76,294	21	804
Tin-foil	"	2,906	19,180	1,688	11,141	1,218	8,039
Tobacco, Leaf	"	86	3,002	14	489	72	2,513
" Prepared	"	230	1,679	136	993	94	686
Turmeric	"	5,057	89,509	4,559	80,694	498	8,815
Umbrellas, Cotton	<i>Pieces</i>	16,379	72,068	12,110	53,284	4,269	18,784
Varnish	<i>Piculs</i>	4,251	1,356	320	102	3,931	1,254
Vegetables, Dried and Salted	"	1,563	60,644	1,344	52,147	219	8,497
Vermilion	"	226	1,957	47	245	179	1,712
Walnuts	"	88	7,638	2	174	86	7,464
Wax, White	"	557	3,649	519	3,144	38	505
		10,427	557,845	10,329	552,602	98	5,243

TABLE No. IV.—TRADE IN NATIVE PRODUCE.—Imports and Re-exports—Cont^d

DESCRIPTION OF GOODS.	Classifier of Quantity.	IMPORTS FROM CHINESE PORTS.		RE-EXPORTS TO CHINESE PORTS.		RE-EXPORTS TO FOREIGN COUNTRIES AND HONGKONG.		NET TOTAL IMPORTS.	
		Quantity.	Value.	Quantity.	Value.	Quantity.	Value.	Quantity.	Value.
SUNDRIES, continued:—			<i>Hk. Tls</i>		<i>Hk. Tls</i>		<i>Hk. Tls</i>		<i>Hk. Tls</i>
Wax, Yellow	<i>Piculs</i>	411	13,810	310	10,416	101	3,394
Wood, Coffin	<i>Pieces</i>	504	1,580	324	1,330	180	250
Woodware	<i>Piculs</i>	445	9,034	29	589	416	8,445
Wool, Sheep's	"	16,512	217,958	16,437	216,968	75	990
Sundries, Unenumerated	<i>Value</i>	...	100,604	...	30,828	69,776
TOTAL	<i>Hk. Tls</i>		21,394,903		14,700,599		981,032		6,071,456
Excess of Re-export above Import of some articles during the year..... <i>Hk. Tls</i>									358,184
NET TOTAL..... <i>Hk. Tls</i>									5,713,272

SUMMARY.

IMPORTS from Northern Ports	<i>Hk. Tls</i>	166,740
" " Yangtze Ports	"	14,582,671
" " Central Ports	"	4,129,371
" " Southern Ports	"	2,516,121
Total from Chinese Ports	<i>Hk. Tls</i>	21,394,903
TOTAL NATIVE IMPORTS	<i>Hk. Tls</i>	21,394,903
RE-EXPORTS to Northern Ports	<i>Hk. Tls</i>	117,173
" " Yangtze Ports	"	2,701,513
" " Central Ports	"	11,866,199
" " Southern Ports	"	15,714
Total to Chinese Ports	<i>Hk. Tls</i>	14,700,599
RE-EXPORTS to Great Britain	<i>Hk. Tls</i>	128,660
" " Continent of Europe, Russia excepted..	"	1,332
" " Russia <i>via</i> Odessa	"	707,280
" " Russia and Siberia <i>via</i> Kiakhta	"	22,160
" " Russian Manchuria	"	120,780
" " Turkey in Asia, Persia, Egypt, and Aden	"	820
Total to Foreign Countries	<i>Hk. Tls</i>	981,032
TOTAL NATIVE RE-EXPORTS	<i>Hk. Tls</i>	15,681,631
NET TOTAL NATIVE IMPORTS	<i>Hk. Tls</i>	5,713,272

TABLE No. V.—TRADE IN NATIVE PRODUCE.—Exports and Re-exports.

DESCRIPTION OF GOODS.	Classifier of Quantity.	EXPORTS TO FOREIGN COUNTRIES.		EXPORTS TO HONGKONG.		EXPORTS TO CHINESE PORTS.		TOTAL RE-EXPORTS TO FOREIGN COUNTRIES, HONGKONG, AND CHINESE PORTS.		TOTAL EXPORTS (including Re-exports).	
		Quantity.	Value.	Quantity.	Value.	Quantity.	Value.	Quantity.	Value.	Quantity.	Value.
COTTON GOODS *:—											
Shirtings, Hankow.....	Pieces	...	Hk. Tls	...	Hk. Tls	1,723	5,686	1,723	5,686
Cotton Yarn, Hankow.....	Piculs	14,154	350,312	14,154	350,312
" " Shanghai.....	"	55,506	1,401,527	55,506	1,401,527
SUNDRIES:—											
Albumen.....	Piculs	20	600	2,490	52,471	2,510	53,071
Almonds, Sweet.....	"	776	5,300	41	1,078	817	6,378
Alum, White.....	"	933	1,614	1,322	2,314	2,255	3,928
" Green.....	"	11,039	3,312	11,039	3,312
Antimony.....	"	113,220	293,979	113,220	293,979
" Ore.....	"	41,923	89,907	18,957	55,917	60,880	145,824
Arsenic.....	"	7,467	48,909	808	5,333	8,275	54,242
Bags, Gunny and Hemp.....	Pieces	45,230	6,090	132,130	10,002	177,360	16,092
" Grass and Straw.....	"	36,400	1,784	36,400	1,784
Bamboo Shoots.....	Piculs	468	9,383	606	4,549	1,074	13,932
Bark, Oak.....	"	2,521	3,777	2,521	3,777
Beancake.....	"	308,634	308,634	308,634	308,634
Beans, Black.....	"	50,389	104,809	1,147	2,386	51,536	107,195
" Green.....	"	300,202	669,450	292	651	300,494	670,101
" White and Yellow.....	"	1,144,159	2,118,601	1,907	3,528	1,146,066	2,122,129
" Miscellaneous.....	"	30,324	54,583	30,324	54,583
Bones, Tiger.....	"	65	5,184	146	11,738	211	16,922
" Refuse.....	"	43,104	26,291	43,104	26,291
Boots, Leather.....	Pairs	1,380	1,380	1,380	1,380
Boxes, Empty.....	Pieces	6,580	2,364	6,580	2,364
Bran.....	Piculs	3,838	3,078	3,838	3,078
Brass-foil.....	"	49	1,642	49	1,642
Brassware.....	"	893	26,790	114	4,161	1,007	30,951
Bristles.....	"	25	1,000	7,009	274,467	8,741	164,680	15,775	440,147
Buttons, Brass.....	"	75	4,088	75	4,088
Cake-stuff.....	"	1,525	18,516	628	9,491	2,153	28,007
Cantharides.....	"	106	4,307	106	4,307
Cassia Buds.....	"	39	1,127	39	1,127
" Twigs.....	"	1,399	4,197	1,399	4,197
Charcoal.....	"	19,355	11,543	101	66	19,456	11,609
Chestnuts.....	"	9,706	23,586	9,706	23,586
China-root.....	"	29,983	322,317	217	2,083	30,200	324,400
Chinaware, Fine.....	"	48	1,068	20	450	68	1,518
" Coarse.....	"	176	1,426	153	1,346	329	2,772
Chopsticks.....	"	2,281	2,882	2,281	2,882
Chowchow.....	"	314	10,998	314	10,998
Cinnabar.....	"	324	30,213	14	1,306	338	31,519
Clams, Dried.....	"	62	1,198	62	1,198
Cloth, Native (Nankeens).....	"	9,873	375,174	924	37,884	10,797	413,058
Clothing, Old.....	"	2,561	14,587	2,561	14,587
Coal.....	Tons	68,440	453,757	68,440	453,757
Coir.....	Piculs	9,821	38,597	3,927	14,530	13,748	53,137
Coke.....	Tons	3,349	24,783	3,349	24,783
Copper, Yunnan, Tribute.....	Piculs	15,450	302,820	15,450	302,820
Cotton, Raw.....	"	133,361	2,133,776	774	12,717	134,135	2,146,493
" Ribbons.....	"	647	45,218	647	45,218
Cuttle-fish.....	"	2,027	25,601	2,027	25,601
Dates, Red.....	"	5,337	20,281	2	7	5,339	20,288
Dye-stuff.....	"	41,044	44,803	41,044	44,803
Earth, Red.....	"	6,688	6,028	6,688	6,028
Egg Yolk.....	"	176	792	13,247	59,611	13,423	60,403

* Steam Factory products.

TABLE No. V.—TRADE IN NATIVE PRODUCE.—Exports and Re-exports—Contd.

DESCRIPTION OF GOODS.	Classifier of Quantity.	EXPORTS TO FOREIGN COUNTRIES.		EXPORTS TO HONGKONG.		EXPORTS TO CHINESE PORTS.		TOTAL RE-EXPORTS TO FOREIGN COUNTRIES, HONGKONG, AND CHINESE PORTS.		TOTAL EXPORTS (including Re-exports).	
		Quantity.	Value.	Quantity.	Value.	Quantity.	Value.	Quantity.	Value.	Quantity.	Value.
SUNDRIES, continued:—											
			<i>Hk. Tls.</i>		<i>Hk. Tls.</i>		<i>Hk. Tls.</i>		<i>Hk. Tls.</i>		<i>Hk. Tls.</i>
Eggs, Fresh.....	Pieces	21,117,653	67,502	21,117,653	67,502
" Preserved.....	"	147,900	1,010	147,900	1,010
Exhibits.....	Pkgs.	22	1,000	22	1,000
Fan Handles.....	Pieces	326,020	2,415	326,020	2,415
Fans, Fancy.....	"	165,696	5,652	165,696	5,652
" Paper.....	"	194,950	3,957	1,319,920	46,197	1,514,870	50,154
" Silk.....	"	23,224	3,058	23,224	3,058
Feathers, Duck, Fowl, etc.	Piculs	2,842	23,041	3,414	17,956	6,256	40,997
" Eagle.....	"	22	8,401	22	8,401
" Egret.....	Catties	117	14,020	117	14,020
" Pheasant.....	Piculs	15	3,255	15	3,255
" Various.....	Value	8,426	8,426
Felt.....	Pieces	20,270	2,311	20,270	2,311
Fire-crackers and Fireworks	Piculs	15,611	104,594	2,479	16,609	18,090	121,203
Fish, Dried and Salt.....	"	540	2,889	117	1,041	657	3,930
" Maws.....	"	16	1,760	16	1,760
" Roes.....	"	99	1,654	99	1,654
Fruit, Fresh.....	"	1,302	3,013	48	231	1,350	3,244
Fungus.....	"	23,325	648,435	2,859	79,480	26,184	727,915
" White.....	"	3	1,899	15	6,635	18	8,534
Garlic.....	"	4,850	14,550	4,850	14,550
Ginseng, Native.....	"	34	2,501	34	2,501
" Corean, 1st Quality	Catties	1,376	25,305	1,376	25,305
Glass or Vitrified Ware.....	Piculs	917	6,878	917	6,878
Glue, Cow.....	"	32	382	124	1,773	156	2,155
Gold Thread, Imitation.....	"	31	9,300	31	9,300
Grasscloth, Fine.....	"	896	40,992	165	14,850	1,061	55,842
" Coarse.....	"	801	17,021	64	2,458	865	19,479
Ground-nuts.....	"	28,287	58,837	28,287	58,837
Gypsum.....	"	292,647	99,500	292,647	99,500
Hair, Goat.....	"	46	837	18	335	64	1,172
" Pig.....	"	7,555	6,894	7,555	6,894
Hams.....	"	7	86	168	2,117	175	2,203
Hats, Straw.....	Pieces	33,315	2,444	33,315	2,444
Hemp.....	Piculs	117,427	1,068,587	23,424	215,501	140,851	1,284,088
" Twine and Thread.....	"	1,914	12,416	1,914	12,416
Hides, Cow.....	"	121,091	2,712,438	13,882	347,050	134,973	3,059,488
" Cuttings.....	"	198	722	596	1,789	794	2,511
" Buffalo.....	"	15,685	274,488	805	14,490	16,490	288,978
" Ass.....	"	1,358	46,334	1,358	46,334
Horns, Deer, Young.....	Pairs	28	2,254	28	2,254
" Old.....	Piculs	44	1,320	23	814	67	2,134
" Cow and Buffalo.....	"	50	315	3,044	19,177	1,546	9,492	4,640	28,984
Indigo, Liquid.....	"	442	2,011	253	1,164	695	3,175
Iron, Unmanufactured *.....	"	31,230	38,200	31,230	38,200
" Old.....	"	9,636	12,094	9,636	12,094
" Ore.....	"	809,240	96,338	1,680	2,000	810,920	98,338
" Pig *.....	"	3,024	4,000	3,024	4,000
Ironware.....	"	63,645	190,057	91	1,300	63,736	191,357
Ivoryware.....	"	2	1,310	2	1,310
Jadestoneware.....	Pieces	10,667	10,932	10,667	10,932
Lampblack.....	Piculs	1,074	26,422	130	3,244	1,204	29,666
Lamps.....	Pieces	57,298	13,904	57,298	13,904
Lead, in Pigs, Yunnan.....	Piculs	8	56	1,206	9,202	1,214	9,258
" Tribute.....	"	10,600	80,560	10,600	80,560
" Ore.....	"	26,376	31,400	26,376	31,400
" Yellow.....	"	126	1,008	9	67	135	1,075
Leather.....	"	23	650	1,235	37,050	1,258	37,700

* Manufactured by Hupeh Iron and Steel Works.

TABLE No. V.—TRADE IN NATIVE PRODUCE.—Exports and Re-exports—Contd.

DESCRIPTION OF GOODS.	Classifier of Quantity.	EXPORTS TO FOREIGN COUNTRIES.		EXPORTS TO HONGKONG.		EXPORTS TO CHINESE PORTS.		TOTAL RE-EXPORTS TO FOREIGN COUNTRIES, HONGKONG, AND CHINESE PORTS.		TOTAL EXPORTS (including Re-exports).	
		Quantity.	Value.	Quantity.	Value.	Quantity.	Value.	Quantity.	Value.	Quantity.	Value.
SUNDRIES, continued:—											
Leather, Gilt, and Parchment	Pieces	...	Hk. Ta	...	Hk. Ta	504,000	6,840	...	Hk. Ta	504,000	6,840
Leatherware	Piculs	31	1,197	31	1,197
Lichees, Dried	"	299	2,452	299	2,452
Lily Flowers, Dried	"	1,006	9,255	142	1,477	1,148	10,732
Liquorice	"	2,051	17,700	14	120	2,065	17,820
Lung-ngans, Dried	"	694	6,524	694	6,524
Manure-cake	"	13,918	11,830	13,918	11,830
Mats	Pieces	15,477	805	25,125	1,445	40,602	2,250
Medicines	Piculs	116,883	819,897	71,023	728,495	187,906	1,548,392
Mirrors	Pieces	14,323	3,325	14,323	3,325
Moss	Piculs	275	7,630	275	7,630
Mushrooms	"	25	1,288	25	1,288
Musk	Toels	2,832	56,906	43,696	871,872	46,528	928,778
Nutgalls	Piculs	31,436	601,371	17,153	337,914	48,589	939,285
Nuts, White	"	1,311	3,259	1,311	3,259
Oil, Bean	"	4	26	1,989	13,028	1,993	13,054
Ground-nut	"	7,062	45,550	7,062	45,550
Sesamum Seed	"	4	29	10,784	79,047	10,788	79,076
Tea	"	12	96	12,487	99,896	12,499	99,992
Wood	"	154	1,109	406,304	2,925,389	2,136	15,380	408,594	2,941,878
Opium, Native, Szechwan	"	5,580	2,536,922	5,580	2,536,922
" Yunnan	"	7	3,545	2,077	1,105,410	2,084	1,108,955
Dross	"	9	1,786	266	31,943	275	33,729
Boiled	Catties	132	938	41	290	173	1,228
Paper, 1st Quality	Piculs	2,599	62,536	2,279	74,295	4,878	136,931
" 2nd	"	58,980	367,445	1,302	14,973	60,282	382,418
Joas	"	73	1,809	73	1,809
Pearls, False	"	30	6,084	30	6,084
Peel, Orange	"	896	4,704	2,238	21,261	3,134	25,965
Peppermint Leaf	"	1,147	4,852	48	192	1,195	5,044
Persimmons, Dried	"	10,125	37,622	10,125	37,622
Pewter	"	339	2,371	339	2,371
Pipes, Brass	Pieces	157,483	62,732	157,483	62,732
Potash	Piculs	3,651	10,075	3,651	10,075
Pottery and Earthenware	"	402	1,206	40	160	442	1,366
Prawns and Shrimps, Dried	"	576	15,206	576	15,206
Preserves	"	83	938	37	418	120	1,356
Quicksilver	"	484	45,738	484	45,738
Rags	"	9,481	18,014	9,481	18,014
Railway Materials	Value	14,625	14,625
Rattan Skin	Piculs	113	2,163	113	2,163
Rattans, Split	"	149	1,207	149	1,207
Resin	"	716	1,854	716	1,854
Rhubarb, Szechwan	"	1,699	29,562	8,053	157,839	9,752	187,401
Rice	"	940,651	2,445,693	65,102	172,520	1,005,753	2,618,213
Duty Free	"	21,126	44,998	21,126	44,998
Paddy	"	70,683	70,683	70,683	70,683
Safflower	"	586	28,213	586	28,213
Samshu	"	13,454	92,833	13,454	92,833
Sea Blubber	"	2,339	10,663	2,339	10,663
Seed, Cotton	"	83,924	58,952	83,924	58,952
Lily Flower, or Lotus-nuts	"	13,318	166,475	908	11,350	14,226	177,825
Melon	"	13,577	83,227	48	278	13,625	83,505
Rape or Vegetable	"	4,654	9,851	4,654	9,851
Sesamum	"	10	37	669,906	2,498,749	20,904	77,345	690,820	2,576,131
Soap	"	681	1,131	681	1,131
Wood Oil	"	1,108	2,743	1,108	2,743

TABLE No. V.—TRADE IN NATIVE PRODUCE.—Exports and Re-exports—Contd.

DESCRIPTION OF GOODS.	Classifier of Quantity.	EXPORTS TO FOREIGN COUNTRIES.		EXPORTS TO HONGKONG.		EXPORTS TO CHINESE PORTS.		TOTAL RE-EXPORTS TO FOREIGN COUNTRIES, HONGKONG, AND CHINESE PORTS.		TOTAL EXPORTS (including Re-exports).	
		Quantity.	Value.	Quantity.	Value.	Quantity.	Value.	Quantity.	Value.	Quantity.	Value.
<i>SUNDRIES, continued:—</i>											
Silk, Raw, White.....	Piculs	...	Hk. \$s	...	Hk. \$s	199	57,107	8	2,260	207	59,367
" " Yellow.....	"	16	4,100	3,996	7,023,975	7,016	1,792,588	11,028	2,820,663
" " Wild.....	"	1,035	88,803	1,035	88,803
" Cocoons, Wild.....	"	88	5,342	48	1,277	136	6,619
" Refuse.....	"	7,374	171,446	1,232	29,322	8,606	200,768
" Cocoons, Refuse.....	"	596	14,575	11,354	282,738	11,950	297,313
" Piece Goods.....	"	42	21,770	940	562,590	982	584,360
" Embroidery.....	"	22	15,675	22	15,675
" Pongees.....	"	349	97,546	102	29,172	451	126,718
" Thread.....	"	118	42,256	118	42,256
" Ribbons.....	"	171	92,383	171	92,383
" " Embroidered.....	"	3	1,880	3	1,880
" Head-bands.....	"	73	9,852	73	9,852
Sinews.....	"	144	2,664	144	2,664
Skin (Fur) Clothing.....	Pieces	52,751	208,450	52,751	208,450
Skins (Furs), Cat.....	"	30,397	2,174	30,397	2,174
" " Doe.....	"	15,478	3,405	15,478	3,405
" " Fox.....	"	4,760	8,092	4,760	8,092
" " Goat.....	"	916,895	368,847	477,310	238,655	1,394,205	607,502
" " Sheep.....	"	112,144	127,342	23,380	4,676	135,524	132,018
" " Hare and Rabbit.....	"	63,850	2,554	63,850	2,554
" " Land-otter.....	"	13,785	11,028	13,785	11,028
" " Leopard.....	"	2,274	22,740	2,274	22,740
" " Raccoon.....	"	63,062	18,919	63,062	18,919
" " Tiger.....	"	181	3,783	181	3,783
" " Weasel, and " " Tails.....	"	201,694	18,701	201,694	18,701
" " Various.....	Value	2,391	...	58	...	2,449
Spectacles.....	Pairs	14,805	1,943	14,805	1,943
Steel.....	Piculs	4,922	19,934	378	1,663	5,300	21,597
" " Plates *.....	"	23,976	100,765	23,976	100,765
" " Rails *.....	"	127,886	380,612	127,886	380,612
Steelware *.....	"	507	2,170	507	2,170
Sugar, Brown.....	"	1,348	5,527	1,348	5,527
" " White.....	"	4,259	24,702	4,259	24,702
Tallow, Animal.....	"	29,542	258,493	1,040	8,736	30,582	267,229
" " Vegetable.....	"	1,678	13,088	184,732	1,440,910	16,478	135,120	202,888	1,589,118
Tea, Black.....	"	126,965	1,714,027	163,774	2,210,949	101,261	2,025,220	392,000	5,950,196
" " Green.....	"	1,169	19,230	1,992	76,294	3,161	95,524
" " Dust.....	"	1,688	11,141	1,688	11,141
" " Stalk.....	"	2,022	6,145	2,022	6,145
" " Brick, Black.....	"	119,342	781,690	117,532	769,834	236,874	1,551,524
" " " Green.....	"	32,015	256,120	208,365	1,666,920	240,380	1,923,040
" " Tablet.....	"	1,336	15,364	2,928	33,672	4,264	49,036
" " Log.....	"	11,628	66,861	11,628	66,861
Timber, Planks, Soft-wood.....	Pieces	117,168	19,870	117,168	19,870
" " " Hard-wood.....	"	5,166	6,478	5,166	6,478
" " Spars, Beams, etc.....	"	1,520	11,980	1,520	11,980
Tin.....	Piculs	345	11,816	345	11,816
Tobacco, Leaf.....	"	103,650	720,368	136	993	103,786	721,361
" " Prepared.....	"	78,786	1,181,790	4,559	80,694	83,345	1,262,484
Turmeric.....	"	2,844	12,514	12,110	53,284	14,954	65,798
Umbrellas, Paper (Kittysols).....	Pieces	402,879	24,374	402,879	24,374
Varnish.....	Piculs	11,210	428,783	1,344	52,147	12,554	480,930
Vegetables, Dried and Salted.....	"	150	1,650	47	245	197	1,895
Vermicelli.....	"	34,970	162,611	34,970	162,611
Walnuts.....	"	6,021	35,900	519	3,144	6,540	39,044

* Manufactured by Hupeh Iron and Steel Works.

TABLE No. V.—TRADE IN NATIVE PRODUCE.—Exports and Re-exports—Cont^d.

DESCRIPTION OF GOODS.	Classifier of Quantity.	EXPORTS TO FOREIGN COUNTRIES.		EXPORTS TO HONGKONG.		EXPORTS TO CHINESE PORTS.		TOTAL RE-EXPORTS TO FOREIGN COUNTRIES, HONGKONG, AND CHINESE PORTS.		TOTAL EXPORTS (including Re-exports).	
		Quantity.	Value.	Quantity.	Value.	Quantity.	Value.	Quantity.	Value.	Quantity.	Value.
SUNDRIES, continued:—			<i>Hk. Ts.</i>		<i>Hk. Ts.</i>		<i>Hk. Ts.</i>		<i>Hk. Ts.</i>		<i>Hk. Ts.</i>
Wax, White.....	<i>Piculs</i>	1	54	790	42,265	10,329	552,602	11,120	594,921
„ Yellow.....	„	1	32	1,621	51,872	310	10,416	1,932	62,320
Wheat.....	„	219,738	395,528	219,738	395,528
Wood, Poles.....	<i>Pieces</i>	706,219	1,080,515	706,219	1,080,515
„ Coffin.....	„	483,958	210,741	324	1,330	484,282	212,071
„ Cypress.....	<i>Piculs</i>	1,917	1,917	1,917	1,917
„ Unclassed.....	<i>Value</i>	20,468	20,468
Wool, Sheep's.....	<i>Piculs</i>	172	1,514	16,437	216,968	16,609	218,482
Zinc Ore.....	„	61,488	36,600	61,488	36,600
Sundries, Unenumerated.....	<i>Value</i>	...	91	35,101	...	40,209	...	75,401
TOTAL.....	<i>Hk. Ts.</i>	...	2,884,908	38,341,391	...	15,681,631	...	56,907,930

SUMMARY.

To—	EXPORTS.		RE-EXPORTS.		TOTAL EXPORTS AND RE-EXPORTS.	
	Hk. <i>Tls.</i>	Hk. <i>Tls.</i>	Hk. <i>Tls.</i>	Hk. <i>Tls.</i>	Hk. <i>Tls.</i>	Hk. <i>Tls.</i>
Great Britain	56,425		128,660		185,085	
Continent of Europe, Russia ex- cepted	15,981		1,332		17,313	
Russia <i>via</i> Odessa.....	1,300,753		707,280		2,008,033	
Russia and Siberia <i>via</i> Kiakhta.....	213,700		22,160		235,860	
Russian Manchuria	1,200,941		120,780		1,321,721	
Japan	96,338		...		96,338	
Turkey in Asia, Persia, Egypt, } and Aden.....	770		820		1,590	
Total to Foreign Countries.....	2,884,908		981,032		3,865,940	
Northern Ports.....	2,997,939		117,173		3,115,112	
Yangtze Ports	4,809,741		2,701,513		7,511,254	
Central Ports.....	29,468,514		11,866,199		41,334,713	
Southern Ports	1,065,197		15,714		1,080,911	
Total to Chinese Ports	38,341,391		14,700,599		53,041,990	
GRAND TOTAL	41,226,299		15,681,631		56,907,930	

TABLE No. VI.—

a.—Table showing the Destinations of the various Goods forwarded

DESCRIPTION OF GOODS.	Classifier of Quantity.	HUPEH.		HUNAN.		HONAN.		SZECHWAN.	
		Quantity.	Value.	Quantity.	Value.	Quantity.	Value.	Quantity.	Value.
COTTON GOODS:—									
Shirtings, Grey, Plain.....	<i>Pieces</i>	25,789	<i>Hk. Ts</i> 90,262	226,209	791,731	41,478	145,173	2,315	8,103
" White, ".....	"	9,611	30,755	127,027	406,486	7,140	22,848	550	1,760
" Dyed, ".....	"	192	799	919	4,237	4	14
" " Figured, etc.	"	240	840	2,225	7,788	50	175
Dyed Cotton Metz Cords.....	"	50	153
T-Cloths, 32 inches.....	"	3,006	5,711	4,899	9,308	9,240	17,556
" 36 ".....	"	200	660
Drills, English.....	"	216	799	525	1,943	455	1,684
" Dutch.....	"	225	799	75	266
" American.....	"	2,891	10,408	6,125	22,050	8,579	30,884	15	54
Jeans, English.....	"	318	1,132	550	1,958	170	605
" Dutch.....	"	60	198
" American.....	"	79	269	200	680	20	68
Sheetings, English.....	"	190	703	724	2,679	135	499
" Dutch.....	"	20	63	100	315
" American.....	"	91	319	480	1,680	60	210
Chintzes and Furnitures.....	"	6,062	14,549	25,500	61,200	2,094	5,025	180	432
Printed T-Cloths.....	"	1,152	2,880	4,215	10,538	316	790
Turkey Red Cottons.....	"	607	1,518	5,765	14,412	47	118
Cotton Lastings, Plain and Figured.....	"	4,263	17,478	33,391	136,903	1,293	5,301	366	1,501
" Italians, ".....	"	3,998	14,633	42,770	156,538	650	2,379	80	293
" Crimps.....	"	50	143
Velvets.....	"	126	920	1,281	9,351	86	628
Velveteens.....	"	9	77	99	852	7	60
Lawns.....	"	70	100
Muslins.....	"	450	630
Handkerchiefs, Cotton.....	<i>Dozens</i>	100	54	3,219	1,738
Towels.....	"	4,589	1,754	260	154
Taffachellas.....	<i>Pieces</i>
Blankets, Cotton.....	"	200	82	4,400	1,870
Cotton Flannel.....	"	883	2,249	9,780	24,749	268	662	100	252
Oxford Checks.....	"	137	229	60	83
Cotton Cretonne.....	"	10	60	60	360	10	60
" Goods, Unclassed.....	<i>Value</i>	...	277	...	4,602	...	76
" Yarn, English.....	<i>Piculs</i>	264	8,738	450	14,895	70	2,317	108	3,575
" " Indian.....	"	5,890	171,399	7,920	230,472	562	16,354	1,032	30,031
" " Japanese.....	"	4,464	128,117	16,480	472,976	267	7,663	2,980	85,526
" Thread.....	"	9	489
WOOLLEN GOODS:—									
Camlets, English.....	<i>Pieces</i>	238	3,165	2,636	35,059	88	1,170	10	133
Lastings, Plain.....	"	44	427	50	485
Long Ells.....	"	500	3,900	1,116	8,705	97	757	5	39
Spanish Stripes.....	"	383	4,711
Cloth, Broad, Medium, and Habit.....	"	20	652	671	21,875
" Russian.....	"	11	362	286	9,409	2	66
Italian Cloth, Plain and Figured.....	"	55	402	60	438
Woolen Yarn.....	<i>Piculs</i>	3	324	87	9,396	1	108
MISCELLANEOUS PIECE GOODS:—									
Silk and Cotton Mixtures, Japanese..	<i>Piculs</i>
Plush.....	<i>Pieces</i>	40	785
Sealskin, Imitation.....	"	14	675

a.—Table showing the Destinations of the various Goods forwarded

DESCRIPTION OF GOODS.	Classifier of Quantity.	HUPEH.		HUNAN.		HONAN.		SZECHWAN.	
		Quantity.	Value.	Quantity.	Value.	Quantity.	Value.	Quantity.	Value.
METALS:—									
Iron, Nail-rod.....	<i>Piculs</i>	362	1,014	21	59	509	1,425
" Hoop.....	"	3	8	42	109
" Sheets and Plates.....	"	28	104	13	48	46	170
" Wire.....	"	556	3,058	486	2,673	221	1,216	377	2,074
" Old.....	"	1,365	2,196	77	141	133	230
" Nails.....	"	263	1,099	1,305	5,378	33	141	12	47
Tinplates.....	"	16	101	3	19	25	158
Lead, in Pigs.....	"	1,177	6,827	7,268	42,154	1,687	9,785	64	371
Copper, Slabs, Japan.....	"	2	54	16	432
Yellow Metal, Sheets.....	"	4	103	34	877	116	2,993
Brass Wire.....	"	46	1,831	17	677	229	9,114
Brassware.....	"	1	40	1	39
Steel.....	"	106	477	178	801	267	1,202
White Metal.....	"	2	119
SCANDRIES:—									
Aniseed, Star.....	<i>Piculs</i>	37	636	65	1,118	114	1,961	10	172
Asafetida.....	"	3	65
Awabi.....	"	5	248
Bags, Gunny.....	<i>Pieces</i>	17,500	2,080	3,400	316
Basins, Tin.....	<i>Gross</i>	48	27	1,108	1,229	202	132
Bed Hangings.....	<i>Dozens</i>	240	204
Betel-nut Husk.....	<i>Piculs</i>	566	1,336	21	49	93	219
Betel-nuts.....	"	15	78	555	2,886	844	4,389	507	2,636
Bicho de Mar, Black.....	"	39	2,032	118	6,148	14	729	7	365
" " White.....	"	1	17	173	2,959	3	51
Birds Nests, 1st Quality.....	<i>Catties</i>	65	2,204
" " 2nd ".....	"	204	2,530	4	50
" " 3rd ".....	"	67	329
Borax.....	<i>Piculs</i>	101	1,509	57	750
Boxes, Fancy.....	<i>Gross</i>	147	184	5,908	6,786	50	59
Braid, Llana.....	"	2,500	461	39,530	7,433	1,500	379	200	30
Brass-foil.....	<i>Piculs</i>
Buttons, Brass.....	<i>Gross</i>	500	200	28,653	11,461	300	120	600	240
" Fancy.....	"	2,150	569	48,575	9,964	100	55	300	68
Camphor.....	<i>Piculs</i>	27	1,237	5	229	1	46
" Baroos, Clean.....	<i>Catties</i>	16	1,063	1	66
" " Refuse.....	"	6	228	1	38
Candles.....	<i>Piculs</i>	4	67	34	516
Capoor Cutchery.....	"	12	57	36	171
Cardamoms, Superior.....	"	1	148	9	1,332	3	444
" Inferior.....	"	2	46	353	8,048	176	4,013	59	1,345
Cassia Lignea.....	"	226	6,283	149	4,142	37	1,028
" Buds.....	"	74	2,168	2	59
" Twigs.....	"	34	109	2,180	6,976	132	422	702	2,246
Cigarettes.....	<i>Value</i>	97
Cinnabar.....	<i>Piculs</i>	1	85
Cinnamon.....	"	8	812
Clams, Dried.....	"	129	2,326
Clocks and Watches.....	<i>Pieces</i>	102	197	1,583	2,666	6	8
Cloves.....	<i>Piculs</i>	91	1,465	45	725	6	97
Compy.....	"	5	256	15	698	3	128
Cotton Gins, Japanese.....	<i>Sets</i>
Cuttle-fish.....	<i>Piculs</i>	33	416	159	2,003	16	202	68	857
Dyes, Aniline.....	<i>Value</i>	...	9,439	...	35,603	...	15,339	...	186
Fans, Palm-leaf, Trimmed.....	<i>Pieces</i>	2,360	25	26,730	281	24,228	254
" " Untrimmed.....	"	347,387	1,841	176,442	936	1,284,802	6,809
" Paper.....	"	2,815	99
Fish Maws.....	<i>Piculs</i>	3	316	5	527	2	211

under Transit Passes to the Interior during the Year 1902—Continued.

KWEICHOW.		SHENSI.		KWANGSI.		SHANSI.		KIANGSI.		YUNNAN.		TOTAL.	
Quantity.	Value.	Quantity.	Value.	Quantity.	Value.	Quantity.	Value.	Quantity.	Value.	Quantity.	Value.	Quantity.	Value.
	<i>Hk. Tls</i>		<i>Hk. Tls</i>		<i>Hk. Tls</i>		<i>Hk. Tls</i>		<i>Hk. Tls</i>		<i>Hk. Tls</i>		<i>Hk. Tls</i>
...	...	13	36	905	2,534
...	45	117
2	8	26	96	115	426
117	643	167	918	1,924	10,582
...	...	160	299	1,735	2,866
75	318	11	53	1,699	7,036
15	94	623	3,925	682	4,297
...	10,196	59,137
...	18	486
...	...	57	1,471	211	5,444
...	292	11,622
...	...	6	237	8	316
...	10	45	561	2,525
...	2	119
...	...	421	7,241	647	11,128
...	...	3	56	6	121
...	...	6	260	11	508
...	20,900	2,396
312	323	984	539	10	18	2,664	2,268
...	240	204
...	...	64	152	744	1,756
36	187	380	1,976	2,337	12,152
32	1,667	51	2,657	9	469	270	14,007
20	342	197	3,369
...	65	2,204
...	...	32	396	240	2,976
...	...	108	529	175	858
...	158	2,259
2,086	2,439	125	152	50	64	8,366	9,684
14,600	2,549	100	27	200	40	58,630	10,819
...	...	18	602	18	602
14,150	5,660	700	280	44,903	17,961
18,200	4,306	200	48	3,250	865	72,775	15,875
...	...	19	870	52	2,382
...	17	1,129
7	152	51	878	7	266
...	96	1,613
...	...	46	6,808	48	228
...	...	317	7,228	59	8,732
2	56	400	11,120	907	20,680
...	...	3	88	814	22,629
18	58	597	1,911	79	2,315
...	3,663	11,722
...	...	4	338	187
...	5	423
...	...	21	376	8	812
120	222	126	175	150	2,702
...	...	74	1,191	1,937	3,268
6	271	45	1,995	216	3,478
...	...	58	870	74	3,348
96	1,209	451	5,683	78	983	58	870
...	14,939	...	25,733	...	197	...	30	...	179	901	11,353
...	...	191	2	101,645
...	...	215,300	1,141	53,509	562
...	...	11,010	385	2,023,931	10,727
2	210	77	8,108	13,825	484
...	89	2,372

a.—Table showing the Destinations of the various Goods forwarded

DESCRIPTION OF GOODS.	Classifier of Quantity.	HUPEH.		HUNAN.		HONAN.		SZECHWAN.	
		Quantity.	Value.	Quantity.	Value.	Quantity.	Value.	Quantity.	Value.
SUNDRIES, continued:—									
Flour.....	Piculs	...	Hk. Tls	49	244	...	Hk. Tls	...	Hk. Tls
Galangal.....	"	21	78	105	389	231	854	26	96
Gambier.....	"	79	593	4	30	2	15
Gamboge.....	"	2	130
Ginseng, Japan.....	"	5	1,665
" American, Clarified.....	Catties	2,366	27,623
Glass, Window.....	Boxes	192	979	3,074	15,677	30	102
Glassware.....	Piculs	4	73	137	2,507	6	110
	Value	...	158	...	2,342	...	7
Glue, Cow.....	Piculs	34	547	117	1,884	2	32
Gum, Dragon's Blood.....	"	1	28	11	307
" Myrrh.....	"	2	21	11	114
" Olibanum.....	"	173	1,626	43	404	27	254
Indigo, Dried.....	"	13	286
Isinglass.....	"	29	1,679	44	2,548	34	1,969	30	1,737
Lace.....	Value	...	76	...	1,424
Lamps.....	Pieces	793	97	53,632	4,658	100	5
Lead, White.....	Piculs	470	5,499	17	199
" Yellow.....	"	29	215	167	1,236
Lichees, Dried.....	"	3	24	10	82
Lung-ngan Pulp.....	"	3	41	22	297	10	135
Lung-ngans, Dried.....	"	9	85	20	188	4	37	70	658
Matches.....	Gross Pieces	5,612	1,345	310	71	30,125	7,738
Mats.....	Pieces	1,850	106
Medicines.....	Value	...	203	...	14,883	...	5,943	...	827
Milk, Condensed, in Tins.....	"	...	26	...	220
Mirrors.....	Pieces	180	12	19,530	1,524
Mushrooms.....	Piculs	2	104	21	1,090
Needles.....	Mille	16,050	2,606	111,000	16,426	25,060	4,061	350	64
Nutmegs.....	Piculs	9	336	8	298
Oil, Kerosene, American.....	Gallons	14,040	1,275	26,840	2,365	6,520	578	41,500	3,545
" " Russian.....	"	18,810	1,537	39,060	3,395	500	38	109,920	10,519
" " Sumatra.....	"	65,640	5,625	297,690	25,238	9,150	781	649,860	55,710
Paint, Green.....	Piculs	1	13	7	90
Paper, 1st Quality.....	"	5	147
Peel, Orange.....	"	4	38	426	4,047	5	47	12	114
" Pumelo, 1st Quality.....	"	6	165	10	275
Pepper, Black.....	"	113	2,351	367	7,634	150	3,120	39	811
" White.....	"	21	831	2	79
Perfumery.....	Value	576
Phosphorus.....	Piculs
Prawns and Shrimps, Dried.....	"	23	469
Preserves.....	"	143	1,616
Putchuck.....	"	2	33	183	2,983	119	1,940	25	407
Raisins.....	"	47	577
Rattans, Whole.....	"
Sandalwood.....	"	445	6,586	1,467	21,712	690	10,212
Sapanwood.....	"	509	1,985	284	1,108	2,113	8,241	52	203
Seaweed and Agar-agar.....	"	650	1,593	10,685	26,178	1,702	4,170	13,993	34,283
Seed, Lucern.....	"	54	313	21	122	13	75
Sharks Fins, Black.....	"
" " White.....	"	2	325	1	55
" Clarified.....	"	1	103	10	1,251
Silk and Cotton Ribbons.....	Value	1,001
Soap.....	Piculs	50	295	317	1,857
Soda.....	"	51	140
Stores.....	Value	...	39	...	1,084
Sugar, Brown.....	Piculs	4,528	19,154	2,532	10,710	15,775	66,728	41	173
" White.....	"	2,125	12,644	2,591	15,416	4,732	28,154	7	42
" Refined.....	"	3,654	19,001	5,172	26,894	13,682	71,146	35	182

under Transit Passes to the Interior during the Year 1902—Continued.

KWEICHOW.		SHENSI.		KWANGSI.		SHANSI.		KIANGSI.		YUNNAN.		TOTAL.	
Quantity.	Value.	Quantity.	Value.	Quantity.	Value.	Quantity.	Value.	Quantity.	Value.	Quantity.	Value.	Quantity.	Value.
	Hk. Ts.		Hk. Ts.		Hk. Ts.		Hk. Ts.		Hk. Ts.		Hk. Ts.		Hk. Ts.
...	49	244
...	...	517	1,913	900	3,330
...	...	8	60	93	698
...	...	8	520	10	650
...	5	1,665
...	...	12	140	2,378	27,763
406	2,071	185	944	88	449	3,965	20,222
13	238	19	347	2	37	181	3,312
...	278	...	47	19	2,851
...	...	2	33	155	2,406
...	...	1	28	13	363
...	...	5	52	18	187
...	...	108	1,015	351	3,299
...	13	286
16	926	153	8,858	306	17,717
...	238	1,738
2,453	370	924	58	170	29	58,072	5,517
...	487	5,698
...	...	233	1,724	429	3,175
...	...	39	318	52	424
2	27	265	3,577	302	4,077
...	...	480	4,512	583	5,480
1,125	276	76,778	18,966	720	178	114,670	28,574
...	...	115	7	1,965	113
...	133	...	8,667	30,656
...	96	342
600	35	20,310	1,571
1	52	24	1,246
23,800	3,665	48,200	6,293	1,050	192	225,510	33,307
...	...	26	970	43	1,604
1,800	153	2,200	201	10,300	890	103,200	9,007
11,200	1,159	1,700	135	370	46	12,000	923	193,560	17,752
169,430	14,635	18,830	1,573	500	44	42,650	3,785	1,253,750	107,391
1	13	20	258	29	374
...	...	15	441	20	588
...	...	59	561	506	4,807
...	...	13	358	29	798
79	1,643	464	9,651	39	811	1,251	26,021
...	...	1	40	24	950
...	9	585
8	563	8	563
16	326	7	143	6	123	52	1,061
2	23	8	90	153	1,729
...	...	134	2,184	463	7,547
...	2	17	49	594
...	...	122	854	122	854
94	1,391	1,396	20,661	25	370	4,117	60,932
...	...	2,807	10,947	36	140	5,801	22,624
1,556	3,812	2,487	6,093	4,687	11,483	35,760	87,612
...	...	9	53	97	563
...	...	6	410	6	410
6	769	8	1,220	17	2,369
1	110	68	7,376	80	8,840
...	1,001
43	250	15	76	423	2,478
...	51	140
...	21	...	105	43	1,292
...	...	20,838	88,145	75	317	43,789	185,227
81	482	8,239	49,022	37	221	584	3,475	18,396	109,456
110	572	15,338	79,758	438	2,278	38,429	199,831

a.—Table showing the Destinations of the various Goods forwarded

DESCRIPTION OF GOODS.	Classifier of Quantity.	HUPEH.		HUNAN.		HONAN.		SZECHWAN.	
		Quantity.	Value.	Quantity.	Value.	Quantity.	Value.	Quantity.	Value.
SUNDRIES, continued:—			<i>Hk. Ts.</i>		<i>Hk. Ts.</i>		<i>Hk. Ts.</i>		<i>Hk. Ts.</i>
Sugar Candy	<i>Piculs</i>	303	2,212	1,077	7,862	1,185	8,650	3	22
Sulphuric Acid	"	123	429	18	64	51	179	15	53
Tin-foil	"	8	276
Ultramarine	"	1	11	46	501	4	44	4	44
Umbrellas, Cotton	<i>Pieces</i>	4,080	2,040	51,168	25,584
Vermilion	<i>Piculs</i>	3	242	65	5,232	12	966
Wood, Laka	"	38	118	48	149
Worm Tablets, in Bottles	<i>Dozens</i>	150	121	560	448	20	16
Sundries, Unenumerated	<i>Value</i>	...	75	...	7,488	...	1,000	...	61
TOTAL	<i>Hk. Ts.</i>		636,684		2,981,806		559,284		261,441
CHINESE COTTON GOODS* :—									
Shirtings, Grey, Plain, Hankow	<i>Pieces</i>	140	462	40	132	360	1,188
" Shanghai	"	40	152	140	532	280	1,064
Sheetings, "	"	260	832	1,110	3,552	320	1,024
Cotton Yarn, Hankow	<i>Piculs</i>	30	743	3,870	95,782
" " Shanghai	"	4,533	114,458	1,047	26,437	306	7,726	406	10,252
TOTAL	<i>Hk. Ts.</i>		115,904		31,396		11,002		106,034
GRAND TOTAL	<i>Hk. Ts.</i>		752,588		3,013,202		570,286		367,475

* Steam Factory products.

under Transit Passes to the Interior during the Year 1902—Continued.

KWEICHOW.		SHENSI.		KWANGSI.		SHANSI.		KIANGSI.		YUNNAN.		TOTAL.	
Quantity.	Value.	Quantity.	Value.	Quantity.	Value.	Quantity.	Value.	Quantity.	Value.	Quantity.	Value.	Quantity.	Value.
	<i>Hk. Tls.</i>		<i>Hk. Tls.</i>		<i>Hk. Tls.</i>		<i>Hk. Tls.</i>		<i>Hk. Tls.</i>		<i>Hk. Tls.</i>		<i>Hk. Tls.</i>
76	555	1,447	10,563	7	51	4,098	29,915
...	207	725
...	...	6	208	14	484
9	99	22	243	86	942
11,004	5,502	216	108	420	210	420	210	67,308	33,654
14	1,127	76	6,118	170	13,685
...	...	3	9	89	276
650	512	40	30	1,420	1,127
...	366	...	1,321	100	10,411
1,118,918		1,586,331		71,825		251		35,296		...		7,251,836	
...	...	210	693	40	132	140	462	930	3,069
...	20	76	40	152	530	1,976
20	64	576	1,843	2,286	7,315
90	2,228	1,155	28,586	5,145	127,339
1,697	42,849	141	3,561	8,130	205,283
45,141		6,097		208		...		29,200		...		344,982	
1,164,059		1,592,428		72,033		251		64,496		...		7,596,818	

b.—Table showing the Provinces from which Native Goods were brought under Transit Passes during the Year 1902.

DESCRIPTION OF GOODS.	Classifier of Quantity.	HUPEH.	
		Quantity.	Value.
Seed, Sesamum.....	<i>Piculs</i>	2,775	<i>Hk. Ts</i> 10,268
Tobacco, Leaf.....	"	2,600	18,980
TOTAL.....	<i>Hk. Ts</i>		29,248

c.—Table showing the Number of Passes issued for, and the Amount of Duties collected on, Foreign Goods forwarded to the Interior under Transit Passes, as divided between the various Nationalities, during the Year 1902.

QUARTER.	BRITISH.		AMERICAN.		GERMAN.		FRENCH.		AUSTRIAN.		CHINESE.		TOTAL.	
	No. of Passes.	Transit Dues.	No. of Passes.	Transit Dues.	No. of Passes.	Transit Dues.	No. of Passes.	Transit Dues.	No. of Passes.	Transit Dues.	No. of Passes.	Transit Dues.	No. of Passes.	Transit Dues.
		<i>Hk. Ts m.c.c.</i>		<i>Hk. Ts m.c.c.</i>		<i>Hk. Ts m.c.c.</i>		<i>Hk. Ts m.c.c.</i>		<i>Hk. Ts m.c.c.</i>		<i>Hk. Ts m.c.c.</i>		<i>Hk. Ts m.c.c.</i>
1st quarter.....	561	1,826.3.5.5	1,955	6,222.6.2.8	5	39.6.2.9	477	691.4.5.2	2,823	5,950.4.7.0	3,031	8,737.0.9.6	3,852	23,467.8.3.0
2nd	615	1,908.1.4.3	1,740	5,200.2.0.9	4	20.7.4.8	585	1,243.3.6.5	3,087	6,851.7.4.2	6,107	16,624.7.2.2	12,138	31,849.1.2.9
3rd	381	970.4.6.8	1,301	3,400.7.3.1	201	462.7.6.0	2,991	6,554.0.0.0	6,153	16,219.2.7.6	11,027	27,607.2.3.1
4th	575	1,415.1.3.8	1,250	3,412.8.1.0	379	741.3.5.6	3,439	7,217.9.2.4	7,075	17,359.3.1.2	12,658	30,146.5.4.0
TOTAL.....	2,132	6,120.3.0.4	6,246	18,236.3.7.8	9	60.3.7.7	1,642	3,139.1.3.3	12,340	26,574.1.3.6	22,306	58,940.4.0.6	44,675	113,070.7.3.4

d.—Table showing the Number of Passes surrendered for, and the Amount of Duties collected on, Native Goods brought from the Interior under Transit Passes, as divided between the various Nationalities, during the Year 1902.

QUARTER.	BRITISH.		FRENCH.		TOTAL.	
	No. of Passes.	Transit Dues.	No. of Passes.	Transit Dues.	No. of Passes.	Transit Dues.
		<i>Hk. Ts m.c.c.</i>		<i>Hk. Ts m.c.c.</i>		<i>Hk. Ts m.c.c.</i>
1st quarter.....
2nd
3rd
4th	9	195.0.0.0	4	187.3.0.4	13	382.3.0.4
TOTAL.....	9	195.0.0.0	4	187.3.0.4	13	382.3.0.4

TABLE No. VII.—DUTIES.

a.—Duties paid under each Flag, for the Year ended 31st December 1902.

FLAG.	IMPORT.	EXPORT.	COAST TRADE.	TONNAGE.	TRANSIT.	OPIUM LIKIN.	TOTAL.
	<i>Hk. Tls m.c.c.</i>	<i>Hk. Tls m.c.c.</i>	<i>Hk. Tls m.c.c.</i>	<i>Hk. Tls m.c.c.</i>	<i>Hk. Tls m.c.c.</i>	<i>Hk. Tls m.c.c.</i>	<i>Hk. Tls m.c.c.</i>
British	154,060.9.6.7	572,707.7.7.0	51,596.5.4.6	6,123.3.0.0	6,315.3.0.4	23,856.0.0.0	814,659.8.8.7
American	0.4.7.5	5,766.4.0.0	0.0.8.5	...	18,236.3.7.8	...	24,003.3.3.8
German	17,723.4.6.1	282,639.5.4.9	11,569.6.7.8	3,124.2.0.0	60.3.7.7	544.0.0.0	315,661.2.6.5
French	4.8.0.0	3,326.4.3.7	...	3,331.2.3.7
Dutch	3,186.4.6.7	428.0.0.0	3,614.4.6.7
Danish	9,800.8.1.3	...	1,445.6.0.0	11,246.4.1.3
Norwegian	2,679.6.3.8	12,630.6.1.6	...	1,342.8.0.0	16,653.0.5.4
Russian	2,206.7.5.7	180,519.8.0.5	...	7,464.6.0.0	190,191.1.6.2
Austrian	26,574.1.3.6	...	26,574.1.3.6
Japanese	7,297.3.3.3	147,694.5.3.8	6,831.4.3.9	2,290.6.0.0	...	102.7.0.0	164,216.6.1.0
Chinese	11,783.6.7.2	406,987.3.9.9	39,772.7.6.8	8,494.9.7.3	58,940.4.0.6	12,517.1.6.0	538,496.3.7.8
On Opium	13,818.0.0.0	293.1.7.0	283.9.3.0	14,395.1.0.0
TOTAL	212,756.7.7.0	1,619,040.0.6.0	110,054.4.4.6	30,718.8.7.3	113,453.0.3.8	37,019.8.6.0*	2,123,043.0.4.7†

† No Drawbacks marked for cash payment during the year, to be deducted from this total.....*Hk. Tls Nil.*

* Including *Hk. Tls* 117.8.6.0 collected in lieu of Inland Dues on Native Opium.

b.—Comparative Table of Duties collected, for the Years 1893 to 1902.

YEARS.	IMPORT (exclusive of Opium).	EXPORT (exclusive of Opium).	COAST TRADE (exclusive of Opium).	OPIUM (Import, Export, and Coast Trade).	TONNAGE.	TRANSIT.	OPIUM LIKIN.	TOTAL.
	<i>Hk. Tls m.c.c.</i>	<i>Hk. Tls m.c.c.</i>	<i>Hk. Tls m.c.c.</i>	<i>Hk. Tls m.c.c.</i>	<i>Hk. Tls m.c.c.</i>	<i>Hk. Tls m.c.c.</i>	<i>Hk. Tls m.c.c.</i>	<i>Hk. Tls m.c.c.</i>
1893.....	5,845.5.3.2	1,880,561.7.4.0	164,967.3.4.7	22,622.3.5.0	4,216.1.0.0	81,115.7.2.4	60,146.0.0.0	2,219,474.7.9.3
1894.....	2,609.1.4.3	1,827,538.9.6.7	102,097.3.9.2	21,922.0.0.0	6,187.4.0.0	80,806.3.1.0	57,722.0.0.0	2,098,883.2.1.2
1895.....	5,147.4.9.9	1,901,449.1.3.4	61,230.6.2.9	17,442.1.0.0	6,304.1.0.0	105,420.4.3.0	46,002.4.0.0	2,142,996.2.9.2
1896.....	11,771.2.0.1	1,641,364.9.4.1	42,838.3.8.3	16,229.5.1.3	13,494.9.0.0	132,920.7.5.6	42,639.4.0.0	1,901,259.0.9.4
1897.....	19,827.1.7.5	1,640,947.3.5.3	114,206.1.4.4	15,493.0.5.0	17,864.5.0.0	175,360.1.9.6	41,314.8.0.0	2,025,013.2.1.8
1898.....	7,023.7.5.4	1,839,268.4.7.0	132,464.9.6.9	14,073.8.0.0	15,268.4.0.0	148,901.8.1.3	37,411.2.0.0	2,194,412.4.0.6
1899.....	74,327.6.5.8	2,124,504.7.0.8	96,727.8.7.3	12,403.3.5.0	17,491.8.0.0	125,630.1.8.8	33,037.2.0.0	2,484,122.7.7.7*
1900.....	89,127.3.3.4	1,775,567.3.7.9	86,493.7.9.5	12,947.5.6.6	21,592.5.8.0	95,770.5.9.4	34,260.5.4.0	2,115,759.7.8.8
1901.....	136,448.0.7.4	1,664,638.6.2.6	107,618.2.1.4	13,421.6.5.2	28,947.7.8.0	102,552.1.7.5	34,041.6.8.0	2,087,668.2.0.1
1902.....	198,938.7.7.0	1,618,746.8.9.0	109,770.5.1.6	14,395.1.0.0	30,718.8.7.3	113,453.0.3.8	37,019.8.6.0	2,123,043.0.4.7

*Gross receipts, the deficit in the Yangtze Coast Trade Deposit Account, amounting to *Hk. Tls* 85,293.5.5.4, not having been deducted.

B.—SPECIAL TABLES.

TABLE No. I.—IMPORT TRADE.

Comparative Table of the principal Articles of Import, for the Years 1893 to 1902.

DESCRIPTION OF GOODS.	Classifier of Quantity.	1893.	1894.	1895.	1896.	1897.	1898.	1899.	1900.	1901.	1902.
OPIUM :—											
Malwa.....	Piculs	479	467	352	271	233	180	174	165	148	104
Patna.....	"	271	254	226	259	284	284	225	155	127	89
Benares.....	"	1	1	14	8	1	2
Boiled.....	"	1	...	1	1	1	1
COTTON GOODS :—											
Shirtings, Grey, Plain.....	Pieces	795,613	654,260	913,511	949,986	986,481	794,815	958,990	715,569	877,562	892,703
" White, ".....	"	380,918	327,324	447,869	458,472	463,136	414,044	456,485	418,079	463,664	502,366
" Dyed.....	"	35,061	25,845	36,423	33,505	37,347	18,364	22,985	22,093	26,790	29,887
T-Cloths.....	"	106,247	96,685	114,422	121,900	122,960	73,425	114,005	101,280	95,914	127,223
Drills.....	"	71,885	94,075	83,497	179,667	185,941	200,305	140,595	136,456	199,875	269,029
Sheetings.....	"	72,489	42,255	48,045	92,138	96,532	98,584	123,184	121,524	138,278	145,563
Chintzes and Furnitures.....	"	135,615	114,561	146,445	140,920	136,438	112,585	118,008	135,990	162,690	152,954
Turkey Red Cottons.....	"	60,443	41,531	40,780	36,973	32,198	28,574	36,558	32,392	41,035	35,255
Cotton Lastings.....	"	50,958	46,598	63,918	80,153	73,657	59,802	80,811	57,773	90,142	124,020
" Italians.....	"	29,622	29,967	40,122	50,138	58,014	54,633	96,228	93,127	144,288	141,314
Velvets.....	"	10,372	9,176	11,400	9,524	6,861	4,532	3,744	5,414	5,782	5,455
Velveteens.....	"	1,005	2,098	3,496	3,456	2,820	774	1,470	1,462	1,917	2,036
Cotton Yarn.....	Piculs	37,708	29,958	61,253	67,797	97,261	114,925	284,034	226,618	250,100	255,182
WOOLLEN GOODS :—											
Camlets.....	Pieces	28,140	18,499	24,073	20,762	17,903	11,935	13,940	12,790	16,505	13,660
Lastings.....	"	33,908	19,543	20,530	13,432	16,983	7,029	10,790	6,522	9,903	6,859
Long Ells.....	"	29,067	22,743	25,817	22,400	20,723	15,086	21,205	15,430	21,649	19,564
Spanish Stripes.....	"	7,675	5,713	7,277	8,270	6,838	4,880	4,349	3,118	5,867	4,030
Cloth, Broad, Medium, etc.....	"	6,726	4,974	6,227	5,686	6,197	4,016	4,617	3,705	6,228	4,511
Italian Cloth.....	"	22,523	19,271	22,163	22,374	21,156	13,818	19,997	8,742	16,766	8,130
METALS :—											
Iron, Nail-rod.....	Piculs	34,731	33,406	34,105	25,685	15,372	14,607	8,689	3,556	8,124	8,135
Tin, in Slabs.....	"	2,442	3,067	2,614	2,890	2,223	1,735	670	1,846	1,929	1,785
Lead, in Pigs.....	"	27,058	30,134	28,239	23,437	13,064	14,299	16,175	18,201	21,851	24,151
Copper, Slabs, Japan.....	"	5,615	5,774	5,529	5,808	6,130	5,869	2,434	3,067	2,136	1,928
Quicksilver.....	"	104	49	49	...	27	50	...	61
SUNDRIES :—											
Cement.....	{ Value, Hk. Tls }	46,460	58,360	14,912	11,646	7,753	63,266	117,812	85,742	22,319	46,913
Coal.....	Tons	6,639	4,265	10,546	16,295	14,411	14,272	18,287	33,777	36,196	85,444
Dyes, Aniline.....	{ Value, Hk. Tls }	157,126	163,004	154,241	212,063	207,108	132,306	301,738	203,784	291,694	337,568
Ginseng, American, Clarified.....	Piculs	230	210	282	282	164	194	211	121	98	14
Machinery.....	{ Value, Hk. Tls }	346,768	173,876	565,293	83,610	154,269	498,536	295,321	223,643	748,837	99,960
Matches, European.....	Gross	649,745	481,232	537,487	{ 213,292	184,282	18,350	62,765	17,050	...	26,260
" Japan.....	"	{ 566,875	549,478	79,030	325,005	174,930	18,635	22,660
Needles.....	Mille	653,125	616,480	612,399	487,980	672,050	399,700	652,940	389,220	641,144	627,075
Oil, Kerosene.....	Galls.	8,103,520	7,565,096	7,022,140	12,600,960	17,074,240	16,055,000	11,296,570	12,854,380	16,767,895	14,185,208
Pepper.....	Piculs	16,955	23,293	18,518	17,592	13,081	6,950	10,544	8,908	9,872	7,455
Railway Plant and Materials.....	{ Value, Hk. Tls }	1,728	40,474	348,659	413,912	515,968	143,619
Sandalwood.....	Piculs	21,034	16,243	19,049	19,742	19,870	12,247	15,344	12,626	17,082	22,325
Sapanwood.....	"	20,447	22,327	17,485	13,580	12,407	9,972	5,662	9,488	10,423	8,094
Seaweed, Japan.....	"	119,682	154,834	151,106	145,195	153,832	141,081	167,000	126,268	161,274	130,456
Sugar, Brown.....	"	89,167	109,547	92,117	68,893	247,618	91,191	72,416	59,847	82,418	169,557
" White.....	"	56,996	13,207	23,679	16,639	11,880	15,014	33,645
" Refined.....	"	45,055	93,987	75,203	...	58,719	46,993	50,769	23,063	78,173	109,374
" Candy.....	"	8,422	13,156	14,672	10,962	17,203	19,619	21,141	11,665	21,801	13,130

TABLE No. 2.—EXPORT TRADE.

Comparative Table of the principal Articles of Export, for the Years 1893 to 1902.

DESCRIPTION OF GOODS.	Classifier of Quantity.	1893.	1894.	1895.	1896.	1897.	1898.	1899.	1900.	1901.	1902.
Antimony	Piculs	1,008	5,510	6,842	12,559	34,410	73,135	55,507	113,220
Arsenic	"	7,176	4,902	6,698	9,293	13,832	14,320	14,422	5,554	6,665	7,467
Beancake	"	170,157	309,117	245,369	47,717	57,719	237,705	554,184	822,644	535,354	308,634
Beans, Black	"	49,913	12,249	56,919	11,174	6,042	16,662	49,586	64,924	34,509	50,389
" Green	"	75,180	55,983	46,537	5,520	7,219	40,148	118,165	103,114	85,527	300,202
" Yellow	"	826,699	399,704	301,624	34,839	107,833	471,882	808,922	1,117,576	573,936	1,106,012
Bristles	"	1,914	4,847	4,892	4,330	2,907	2,280	3,206	4,673	5,990	7,034
China-root	"	17,687	20,431	22,696	23,754	20,994	12,856	19,426	14,466	23,716	29,983
Cloth, Native (Nankeens)	"	12,445	9,977	13,101	10,095	8,346	10,397	13,639	9,156	9,479	9,873
Coal	Tons	46,275	41,071	44,167	42,960	54,172	58,343	77,198	51,558	74,174	68,440
Cotton, Raw	Piculs	9,526	24,738	8,041	5,417	9,030	402	9,729	23,554	24,397	133,561
" Yarn, Hankow *	"	2,013	4,413	7,263	18,868	7,381	18,952	41,162	25,419	10,331	14,154
Dye-stuff	"	19,270	17,688	19,232	17,856	19,511	19,328	33,205	23,414	34,737	41,044
Feathers, Egret	Catties	754	1,306	756	286	117
Fungus	Piculs	22,872	18,529	15,136	16,863	23,455	25,374	23,555	20,774	28,916	23,325
Gypsum	"	149,272	162,620	136,525	186,075	228,245	163,668	236,881	232,618	337,185	292,647
Hemp	"	95,465	104,694	95,551	112,614	106,218	106,456	137,461	132,532	133,841	117,427
Hides, Cow	"	71,408	91,999	83,056	111,234	156,841	132,781	133,853	132,718	162,635	121,091
" Buffalo	"	15,685
Iron, Hanyang	"	...	18,396	389	16,331	60,640	112,198	151,459	99,549	126,252	34,254
Ironware	"	46,829	52,078	48,687	49,428	41,694	47,815	50,044	53,482	51,479	65,645
Lily Flowers, Dried	"	2,814	2,089	303	932	987	1,336	1,455	1,891	1,296	1,006
Medicines	Value, Hk. Tk.	647,321	620,925	622,739	606,691	641,429	564,363	617,612	677,354	730,135	819,897
Musk	Tael	848	992	1,392	831	1,120	1,216	1,232	1,710	3,304	2,832
Nutgalls	Piculs	41,431	27,369	24,873	18,226	30,697	28,827	29,937	24,800	21,464	31,436
Oil, Bean	"	762	13,296	2,781	5,399	17,446	23,948	11,240	1,993
" Sesamum Seed	"	7,451	11,975	12,734	2,163	602	6,627	20,700	40,721	18,248	10,788
" Tea	"	7,881	8,020	7,509	5,266	5,687	7,978	10,296	53,341	11,233	12,499
" Wood	"	322,513	333,848	290,631	234,724	219,235	331,088	353,544	330,238	280,852	406,458
Paper, 1st and 2nd Quality	"	29,727	30,693	21,266	36,227	33,709	39,944	44,276	23,952	31,387	61,579
Rhubarb, Szechwan	"	2,288	2,055	2,070	2,432	2,255	2,016	1,812	1,892	1,648	1,699
Rice	"	1,668,649	496,869	...	267	...	41,719	229,831	1,500	5,200	940,651
" Duty Free	"	6,600	7,950	223,371	83,300	26,400	20,736	35,228	21,126
Samshu	"	7,153	7,547	19,761	5,906	6,229	8,546	15,711	23,114	17,485	13,454
Seed, Lily Flower, or Lotus-nuts	"	12,887	13,568	14,658	19,642	17,901	18,263	20,369	18,358	14,212	13,318
" Sesamum	"	26,789	141,469	186,117	15,956	15,253	61,678	352,429	423,308	453,040	669,916
Silk, Raw, White	"	191	199	203	182	231	220	306	140	415	199
" Yellow	"	6,352	5,122	6,626	3,038	3,180	2,401	5,896	4,336	6,963	4,012
" Refuse	"	9,854	10,386	8,948	6,809	6,001	8,150	8,871	9,620	10,199	7,374
" Cocoons, Refuse	"	629	503	403	322	101	158	141	291	481	596
Skin (Fur) Clothing	Pieces	13,155	21,527	37,072	40,359	48,628	58,127	34,682	52,207	44,961	52,751
Skins (Furs), Goat	"	298,278	415,454	714,588	875,227	821,769	650,776	654,255	532,290	786,525	916,895
Steel	Piculs	2,573	4,796	3,445	7,016	7,352	4,165	3,544	1,034	3,141	4,922
" Hanyang	"	...	465	113	8,046	106,324	166,911	91,437	98,611	...	152,369
Tallow, Vegetable	"	146,800	137,153	139,403	98,807	146,078	137,079	122,295	107,952	200,027	186,410
Tea, Black	"	362,513	382,647	426,032	336,921	304,623	369,737	411,194	359,063	263,856	290,739
" Brick, Black	"	152,887	164,705	169,360	217,545	271,356	206,203	197,104	162,323	180,793	236,874
" Green	"	130,850	149,226	185,094	204,560	208,109	241,873	180,946	55,819	121,361	240,380
Tobacco, Leaf	"	89,111	64,922	44,046	46,134	46,768	123,203	80,888	47,956	101,596	103,650
" Prepared	"	71,390	74,019	66,672	75,245	80,159	69,936	79,370	53,949	51,781	78,786
Varnish	"	9,123	9,163	11,727	11,334	11,700	9,021	12,120	8,423	11,303	11,210
Wax, White	"	3,486	1,794	1,433	951	1,062	1,439	673	1,023	1,095	791
Wheat	"	112,359	17,325	2,513	65,118	321,940	271,180	3,859	219,738
Wood, Poles	Pieces	358,933	336,401	356,797	592,294	422,792	425,833	424,004	438,503	497,112	706,219
" Coffin	"	237,406	150,264	184,335	174,340	218,092	232,341	198,214	184,689	202,522	483,958

* Steam Factory product.

TABLE No. 3.—VALUE OF TRADE.

Comparative Table of the Value of the Trade, for the Years 1893 to 1902.

YEARS.	IMPORTS FROM		EXPORTS TO		TOTAL IMPORTS AND EXPORTS.	RE-EXPORTS.	TREASURE AND COPPER CASH.		TRANSIT TRADE.	
	Foreign Countries.	Native Ports.	Foreign Countries.	Native Ports.			Imported.	Exported.	Inwards.	Outwards.
	<i>Hk. £s.</i>	<i>Hk. £s.</i>	<i>Hk. £s.</i>	<i>Hk. £s.</i>	<i>Hk. £s.</i>	<i>Hk. £s.</i>	<i>Hk. £s.</i>	<i>Hk. £s.</i>	<i>Hk. £s.</i>	<i>Hk. £s.</i>
1893.....	52,347	27,098,579	2,596,208	21,254,029	51,001,163	11,739,182	6,935,211	1,659,118	3,866,930	...
1894.....	14,381	30,462,816	2,659,598	20,559,229	53,696,024	14,561,231	11,316,297	3,203,316	4,036,760	...
1895.....	682,191	35,779,241	3,157,990	22,170,902	61,790,324	17,282,822	14,289,615	3,591,451	5,555,905	...
1896.....	209,901	37,910,107	3,574,535	19,875,010	61,569,553	17,263,060	11,071,087	3,503,078	6,737,406	1,628
1897.....	174,971	44,642,438	1,802,598	22,737,784	69,357,791	19,637,161	7,728,234	3,112,692	9,467,427	...
1898.....	65,882	39,772,595	2,528,348	28,425,303	70,792,128	17,020,683	7,832,285	4,423,221	9,100,606	...
1899.....	440,461	52,975,176	4,605,901	32,857,494	90,879,032	23,676,971	11,264,152	6,400,621	7,699,379	2,880
1900.....	802,168	45,581,293	4,792,607	27,314,354	78,490,422	21,439,783	12,779,799	5,197,142	6,582,003	840
1901.....	2,141,491	55,473,792	2,336,285	27,036,357	86,987,925	24,768,227	7,246,605	1,940,489	7,028,093	...
1902.....	5,000,160	54,095,364	2,884,908	38,341,391	100,321,823	26,510,645	8,292,525	3,433,338	7,596,818	29,248

TABLE No. 4.—SHIPPING.

Comparative Table of Shipping, for the Years 1893 to 1902.

a.—Under General Regulations.

YEARS.	ENTERED INWARDS.						CLEARED OUTWARDS.					
	STEAMERS.		SAILING VESSELS.		TOTAL.		STEAMERS.		SAILING VESSELS.		TOTAL.	
	No.	Tons.	No.	Tons.	No.	Tons.	No.	Tons.	No.	Tons.	No.	Tons.
1893.....	733	704,004	179	39,645	912	743,649	733	704,004	814	93,643	1,547	797,647
1894.....	717	693,653	187	44,493	904	738,146	715	691,805	589	78,397	1,304	770,202
1895.....	677	683,915	201	48,087	878	732,002	677	683,728	791	97,417	1,468	781,145
1896.....	708	765,799	218	53,249	926	819,048	710	767,834	763	99,505	1,473	867,339
1897.....	723	805,692	235	58,546	958	864,238	718	804,851	890	113,953	1,608	918,804
1898.....	803	837,627	232	57,073	1,035	894,700	796	835,053	735	102,307	1,531	937,360
1899.....	871	896,735	251	62,419	1,122	959,154	862	893,676	945	123,201	1,807	1,016,877
1900.....	1,152	1,051,851	236	54,660	1,388	1,106,511	1,162	1,049,704	901	111,458	2,063	1,161,162
1901.....	1,273	1,250,502	254	59,796	1,527	1,310,298	1,265	1,248,235	975	119,713	2,240	1,367,948
1902.....	1,342	1,402,574	219	53,428	1,561	1,456,002	1,349	1,406,581	1,161	136,610	2,510	1,543,191

b.—Under Inland Steam Navigation Rules.

YEARS.	ENTERED INWARDS.		CLEARED OUTWARDS.		TOTAL ENTERED AND CLEARED.	
	No.	Tons.	No.	Tons.	No.	Tons.
1893-99.....
1900.....	839	15,531	843	15,642	1,682	31,173
1901.....	643	51,789	645	51,856	1,288	103,645
1902.....	624	9,860	624	9,860	1,248	19,720

TABLE No. 5.—TREASURE.

Treasure Imported and Exported during the Year 1902.

COUNTRIES FROM WHICH IMPORTED AND TO WHICH EXPORTED.	IMPORTS.					EXPORTS.				
	GOLD.		SILVER.		COPPER COINS.	GOLD.		SILVER.		COPPER COINS.
	In Bars.	In Bars.	In Sycee.	In Dollars.		In Bars.	In Bars.	In Sycee.	In Dollars.	
<i>Hk. Ts</i>	<i>Hk. Ts</i>	<i>Hk. Ts</i>	<i>Hk. Ts</i>	<i>Hk. Ts</i>	<i>Hk. Ts</i>	<i>Hk. Ts</i>	<i>Hk. Ts</i>	<i>Hk. Ts</i>	<i>Hk. Ts</i>	
1. FOREIGN COUNTRIES.....
TOTAL: 1. FOREIGN COUNTRIES
2. CHINA:—										
Shanghai.....	3,043,045	114,740	...	9,100	...	825,864	{ 1,133,798+ 14,172 }	...
Chinkiang.....	96,246	19,200
Nanking.....	75,000	12,500*	19,920
Wuhu.....	44,780
Kiukiang.....	595,500	27,950	936,299	{ 11,160+ 3,500 }	...
Yochow.....	10,240	150,538	{ 9,028+ 1,565 }	...
Shasi.....	109,042	14,080
Ichang.....	2,162,682	800	55,344	{ 214,890+ 14,080 }	800
TOTAL: 2. CHINA.....	8,136,535	155,990	...	9,100	...	2,021,245	1,402,193	800
TOTAL: 1 and 2. FOREIGN COUNTRIES AND CHINA.....	8,136,535	155,990	...	9,100	...	2,021,245	1,402,193	800
GRAND TOTAL.....	8,292,525	9,100	...	3,423,438	...	800

* In small coins, coined by the Kianguan Mint.

† Coined by the Wuchang Mint, and including *Hk. Ts* 255,216 in small coins.

TABLE No. 6.—PASSENGER TRAFFIC.

Passenger Traffic during the Year 1902.

PASSENGERS FOR					PASSENGERS FROM			
STEAMERS.		SAILING VESSELS.			STEAMERS.		SAILING VESSELS.	
Foreigners.	Natives.	Foreigners.	Natives.		Foreigners.	Natives.	Foreigners.	Natives.
1,208	55,953	Down River.....	1,898	68,927
243	12,352	Up River.....	205	11,938
8	7,482	Yochow.....	5	7,857
...	47,161	Inland Waters places.....	...	50,493
1,459	122,948	TOTAL.....	2,108	139,215

TABLE No. 7.—TEA.

Tea and Tea Dust Exported and Re-exported during the Year 1902.

DESTINATION.	HANKOW TEA.		KIUKIANG TEA.		CEYLON TEA.		TEA, SUNDRY.		TOTAL.	
	Quantity.	Value.	Quantity.	Value.	Quantity.	Value.	Quantity.	Value.	Quantity.	Value.
	Piculs.	Hk. Tls.	Piculs.	Hk. Tls.	Piculs.	Hk. Tls.	Piculs.	Hk. Tls.	Piculs.	Hk. Tls.
TO FOREIGN COUNTRIES:—										
London.....	4,098	55,323	6,433	128,660	10,531	183,983
St. Petersburg.....	4,473	60,386	43	860	4,516	61,246
Odessa.....	91,568	1,236,168	35,315	706,300	6	120	126,889	1,942,588
Constantinople.....	9	121	9	121
Port Said.....	57	770	41	820	98	1,590
Vladivostock.....	10,569	142,681	1,108	22,160	1,155	11,550	12,832	176,391
Nicolaievsk.....	16,191	218,578	6,039	120,780	7,506	75,060	29,736	414,418
TOTAL.....	126,965	1,714,027	48,979	979,580	8,661	86,610	6	120	184,611	2,780,337
TO CHINESE PORTS:—										
Ichang.....	1	38	1	38
Shasi.....	24	920	24	920
Kiukiang.....	9	121	1	20	114	1,140	124	1,281
Chinkiang.....	1	20	1	20
Shanghai.....	127,722	1,727,696	49,202	1,013,604	6,256	62,560	49	980	183,229	2,804,840
Tientsin.....	31,252	421,902	4,109	65,993	4,189	41,890	4	80	39,554	529,865
Port Arthur.....	5,960	80,460	2,555	51,100	1,612	16,120	10,127	147,680
Foochow.....	10	200	10	200
TOTAL.....	164,943	2,230,179	55,879	1,130,975	12,171	121,710	77	1,980	233,070	3,484,844
GRAND TOTAL.....	291,908	3,944,206	104,858	2,110,555	20,832	208,320	83	2,100	417,681	6,265,181
DESTINATION.	BRICK TEA, BLACK.		BRICK TEA, GREEN.		TABLET TEA.		LOG TEA.		TOTAL.	
	Quantity.	Value.	Quantity.	Value.	Quantity.	Value.	Quantity.	Value.	Quantity.	Value.
	Piculs.	Hk. Tls.	Piculs.	Hk. Tls.	Piculs.	Hk. Tls.	Piculs.	Hk. Tls.	Piculs.	Hk. Tls.
TO FOREIGN COUNTRIES:—										
Vladivostock.....	9,559	62,611	713	8,200	10,272	70,811
Nicolaievsk.....	109,783	719,079	32,015	256,120	623	7,164	142,421	982,363
TOTAL.....	119,342	781,690	32,015	256,120	1,336	15,364	152,693	1,053,174
TO CHINESE PORTS:—										
Shanghai.....	42,389	277,648	8,525	68,200	852	9,798	174	1,000	51,940	356,646
Tientsin.....	60,084	393,550	199,840	1,598,720	1,276	14,674	11,454	65,861	272,654	2,072,805
Port Arthur.....	15,059	98,636	800	9,200	15,859	107,836
TOTAL.....	117,532	769,834	208,365	1,666,920	2,928	33,672	11,628	66,861	340,453	2,537,287
GRAND TOTAL.....	236,874	1,551,524	240,380	1,923,040	4,264	49,036	11,628	66,861	493,146	3,590,461

YANGTZE STAGES.

a.—Table showing the Quantities and Values of the Goods and Treasure imported into the "Yangtze Stages" during the Year 1902.

DESCRIPTION OF GOODS.	TATUNG.	ANKING.	WUSUEH.	LUKIKOW.	TOTAL.	
					Quantity.	Value.
Shirtings, Grey..... Pieces	...	100	100	<i>Hk. Tls</i> 350
Coke..... Tons	...	58	58	580
Fruit..... Piculs	...	43	43	64
Hams..... "	...	2	2	18
Hats, Straw..... Pieces	...	113	113	9
Medicines..... Piculs	...	18	18	115
Nankeens..... "	...	7	7	292
Rice..... "	...	3,400	3,400	8,840
Silk Piece Goods..... Catties	...	127	127	655
Stores..... Value, <i>Hk. Tls</i>	...	20	20
Tea, Hankow..... Piculs	...	3	3	44
Telegraph Poles..... Pieces	...	780	780	1,170
Wood, Coffin..... "	...	22	22	33
Sundries, Unenumerated..... Value, <i>Hk. Tls</i>	43	94	137
TOTAL VALUE..... <i>Hk. Tls</i>	43	12,284	12,327

b.—Table showing the Values of the Goods and Treasure imported into the "Yangtze Stages," and the Ports whence imported.

PORTS.	TATUNG.	ANKING.	WUSUEH.	LUKIKOW.	TOTAL.
	<i>Hk. Tls</i>	<i>Hk. Tls</i>	<i>Hk. Tls</i>	<i>Hk. Tls</i>	<i>Hk. Tls</i>
Shanghai.....	43	282	325
Hankow.....	...	12,002	12,002
TOTAL.....	43	12,284	12,327

c.—Likin Dues collected during the Year 1902.

QUARTER.	TATUNG.	ANKING.	WUSUEH.	LUKIKOW.	TOTAL.
	<i>Hk. Tls m.c.c.</i>	<i>Hk. Tls m.c.c.</i>	<i>Hk. Tls m.c.c.</i>	<i>Hk. Tls m.c.c.</i>	<i>Hk. Tls m.c.c.</i>
1st quarter.....	0.1.4.0	2.7.1.3	2.8.5.3
2nd ".....	0.1.2.0	5.6.5.2	5.7.7.2
3rd ".....	0.1.2.0	1.7.7.2	1.8.9.2
4th ".....	0.1.2.0	2.1.0.2	2.2.2.2
TOTAL.....	0.5.0.0	12.2.3.9	12.7.3.9

d.—Table showing the Quantities and Values of the Goods imported from the "Yangtze Stages" during the Year 1902.

Nil.

KIUKIANG TRADE REPORT, FOR THE YEAR 1902.

1°. LOCAL.—The net value of the trade of the port for 1902 was *Hk.Tts* 19,916,543, an increase of 18 per cent. on the value of the trade of 1901 and of 7 per cent. on that of 1899, the "record" year. To the increase in value, of *Hk.Tts* 3,053,332, Imports contributed 22.5 per cent., and Exports, 77.5 per cent. Judged by the value alone, it might be inferred that the trade had been more flourishing than ever before; but the inference would not be a safe one, for it must be remembered that, with a fall in exchange and the consequent rise in the laying-down cost of goods, a decreased volume of Imports may show an increase in value, and that a rise in the value of copper cash may result in a very considerable increase in the total value of Exports when there has been no corresponding increase in their volume. Both of these factors were operative here during the year and had their natural effect on the value of the trade. But, as a matter of fact, 1902 was a good year for those interested in the trade of the port, and the Export business showed a gratifying growth: merchants dealing in Foreign and Native Opium, Tea (particularly Green Tea), and general Exports are said to have realised good profits. There was, however, much sickness in this district and in Nan-ch'ang-fu (南昌府) and the districts about the Poyang Lake from early spring till late in the summer, and the mortality reported was very great; the figures were doubtless exaggerated, but it is certain that the death-rate was very high: in the neighbourhood of the Poyang Lake the largest number of deaths resulted from "famine" fever, which appeared in Kiukiang later, and cholera claimed many victims in the districts mentioned. Besides sickness, the people suffered from the dearness of Rice and copper cash. Rice was scarce and dear at the beginning of the year, owing to destruction by the flood in 1901 of practically the entire second crop; it sold in February for 4,600 cash a *tan* (石), or 160 catties, for 5,000 cash a *tan* in March, for 5,600 cash in June, and was never below 4,000 cash till the end of the year, when it fell to 3,750 cash. While there was, fortunately, no flood during the year, there was a dearth of rain, and the second, and more important, Rice crop suffered severely. Copper cash fluctuated considerably in value: they were cheapest in January, when Mexican \$1 exchanged for 892 cash, and dearest in December, when Mexican \$1 only exchanged for 827 cash, showing an increase in value of nearly 8 per cent.

2°. REVENUE.—The total collection for the year, *Hk.Tts* 790,941, was *Hk.Tts* 37,260 less than the collection for 1901 and the smallest since the simultaneous collection of Opium Duty and Likin began, in 1887. There was a decrease in every kind of Dues and Duties, except Import and Export Duties; and there would have been a very heavy decrease in the latter also but for the fact that, owing to the non-receipt of instructions regarding the reduction of the Duty on Tea, Duty was levied on that article for a considerable time at the old rate, thereby swelling the Export Duty receipts by *Hk.Tts* 105,000, for which Drawbacks were issued later; of these Drawbacks, *Hk.Tts* 27,500 were used in paying Duties before the end of the year, leaving a large balance to be used in 1903, to the detriment of the collection for that year. The increase of Import Duties resulted from the increased tariff provided for by the Protocol of 1901.

3°. FOREIGN TRADE.—(a.) *Imports*.—The only direct importation from Foreign countries was some Coal from Japan, valued at *Hk.Tls* 15,200.

(b.) *Exports*.—The only direct shipments to Foreign countries were 11,786 piculs of Brick Tea to Russian Manchuria.

(c.) *Re-exports*.—*Nil*.

4°. COAST TRADE.—(a.) *Original Shipments Coastwise*.—In spite of the fact that the year was an unusually dry one, the crops were good all round, with the exception of the second Rice crop. Beans and Peas advanced from 52,035 to 88,329 piculs, higher figures than ever reached before, except in 1899 and 1900, when scarcity and short shipments in the North resulted in extraordinary demands being made on the Yangtze Valley. There was a fair average business done in China-root, Grasscloth, and Melon Seeds. Chinaware (54,513 piculs, against 25,423 piculs), Bamboo Mats (281,294 pieces, against 213,469 pieces), Paper (156,368 piculs, against 100,165 piculs), Sesamum Seed (58,046 piculs, against 23,603 piculs), and Vegetable Tallow (14,853 piculs, against 10,453 piculs) show marked gains; while Hemp, Indigo, and Leaf Tobacco, although exported in smaller quantities than in 1901, were about to the average shipments of the last decade. Tea was, as usual, the most important of the Exports, and, as usual, the Black Teas were sent to Hankow for sale and the Green Teas to Shanghai. The total exportation of Black Tea was 118,281 piculs, which was 16,200 piculs more than in 1901 but less than in any previous year, except 1897, since 1870. Green Tea, with a total of 35,790 piculs, exceeds the export of 1901 by 7,600 piculs, but was less than that of any other year of the last decade. I am indebted to Mr. A. H. HEATH, of Shanghai, for the following notes on the Black Tea trade:—

“*Keemun and Kintuck Teas*.—The quality of the first packs was inferior to last year, owing, no doubt, to the leaf being kept in a damp state. A small number of chops fetched high prices, but these were carefully-cured Teas, *i.e.*, the green leaf directly after being plucked was kept in dry godowns. In my opinion, this is the *most important* matter to attend to, as good Tea cannot be made from damp leaf. Windows should be put in the godowns, and hot air used to dry the leaf, as in Ceylon and India; but let China stick to her present method of firing, rolling, etc. As a proof of the above, I would mention that the Ichang Teas are seldom spoilt, as the godowns in that small district are very excellent compared with most of those in the Kiukiang districts. Keemuns have grown in favour with Russian buyers when they are well prepared or cured. Germany takes rather less of late years, and England much less.

“*Ninghows*.—A few of the best chops, made by rich teamen who have fairly decent godowns, keep much the same standard of quality, and, on the average, prices of these were much the same this past 1902 season as in 1901; but the larger portion of the crop realised considerably lower prices, and teamen must have lost money on same. The few second-crop Ninghows were good, as the weather was fine during preparation, and teamen obtained good prices.

“*Kutoan kinds*.—Only a few chops came to the market, and realised good prices compared with last year, when the Teas were weather-damaged.

“*Hohows*.—Very few chops came to the market. The quality this year was better than last, when the Teas were all rain-damaged and only one chop was sold in Hankow.

“Comparative prices: Keemuns, *Hk.Tls* 24 to *Hk.Tls* 63, against *Hk.Tls* 19 to *Hk.Tls* 52 in 1901; Ninghows, *Hk.Tls* 14 to *Hk.Tls* 60, against *Hk.Tls* 11.50 to *Hk.Tls* 60; Hohows, *Hk.Tls* 12, against *Hk.Tls* 10.50; Kutoans, *Hk.Tls* 21.50 to *Hk.Tls* 23, against *Hk.Tls* 16.75 to *Hk.Tls* 17.50.”

Messrs. WELCH, LEWIS, & Co., of Shanghai, have kindly furnished me with the following notes on Kiukiang Green Teas: "Moyune Teas came to the market on 24th July, and opened at Tts 36, against Tts 29 last year. These rates were maintained until about the beginning of August, when an easier feeling prevailed, owing to the poor prices ruling in London and telegrams stating no advance could be looked for. This did not, however, prove to be the case, and London recovered and prices then advanced rapidly. The New York market advanced steadily and maintained high prices all the season. This brought about an active demand, and Natives obtained rates fully Tts 10 to Tts 12 a picul over last year's prices for desirable chops. Owing to the rapidly growing Batoum demand, prices of all descriptions of Foongmee and Sowmee fetched extraordinary prices, showing an advance of about Tts 20 to Tts 25 per picul over last year's prices. We believe the top price paid for a Moyune Sowmee this year was Tts 102 per picul, the same Tea being sold last year at Tts 80 per picul. This season was a most profitable one to Natives. Neither the reduction of Duty nor the fall in exchange can be said to have helped the trade in any way as far as Foreigners are concerned, as the difference in laying-down cost all went into the Natives pockets. The China Green Tea trade will have to watch carefully its future, as a keen competitor, in the shape of Ceylon, is now fighting for a share of this trade and has already succeeded in making a name for a certain class of Young Hysons in England and America."

(b.) *Reshipments Coastwise.*—No remarks.

(c.) *Coastwise Arrivals.*—The net value of Foreign goods received from Chinese ports was Hk.Tts 9,180,029, and that of Native produce was Hk.Tts 1,296,364, making a total of Hk.Tts 10,476,393, as compared with Hk.Tts 9,784,639 for the previous year. Cotton Goods contributed 52.92 per cent. to this total; Sundries, 30.04 per cent.; Opium, 12.81 per cent.; Metals, 2.42 per cent.; and Woollens, 1.81 per cent. There is an increase in the value of Imports of 7 per cent. as compared with 1901, but this must not be accepted as a proof of an increased trade, for the reverse is true, and the increase in the value is due solely to the higher prices of Foreign Imports resulting from a further fall in exchange. Of the principal kinds of Cotton Piece Goods dealt in, White Shirtings advanced from 86,930 to 91,694 pieces; Cotton Italians, from 24,156 to 26,995 pieces; and Handkerchiefs, from 20,412 to 24,264 dozens. Crimps and Velveteens showed small gains; but all other kinds showed a decline, which was most marked in Grey Shirtings, from 147,086 to 123,607 pieces, and in Sheetings, from 60,472 to 46,112 pieces. As might have been expected from previous experience here and elsewhere, the decreased demand for Cotton Piece Goods was attended by an increased demand for Foreign Cotton Yarn, for the people, having acquired a liking for smoother and finer goods than their own Native Cloth, and finding that the price of such goods was constantly advancing, were obliged to content themselves with Cloth woven locally from the Foreign-spun Yarn, which, although it has not the finish of the Foreign goods, is nevertheless finer and smoother than their own Cloth. The total import of Cotton Yarn of all kinds, including 15 piculs of Hongkong and 26,078 piculs of Shanghai factory, was 137,788 piculs, valued at Hk.Tts 3,873,540, as compared with 133,092 piculs, including 31,229 piculs of Shanghai factory, in 1901, valued at Hk.Tts 3,448,081. As usual, the kind in greatest demand was the Indian Yarn, which increased from 87,033 to 106,067 piculs; English advanced from 159 to 689 piculs, and Japanese showed a further decline, dropping from 14,647 to 4,939 piculs. Woollens show an all-round falling off, except in English Camlets and Italian Cloth. Metals also fell in all the principal kinds imported, except Steel Plate Cuttings. In Sundries, Kerosene Oil, with a total of 2,880,190 gallons, shows a decline of 164,610 gallons as compared with the previous year's

importation: American leads, with 1,384,020 gallons, but with a falling off of 268,260 gallons; Russian is a good second, with 1,276,870 gallons, and a decreased import of 30,050 gallons only; and Sumatra advanced from 85,500 to 219,300 gallons. The demand for Brown, White, and Refined Sugar was well maintained, and the quantities of each kind received were slightly in excess of those of the previous year, which were the largest hitherto imported.

5°. INLAND TRANSIT.—(a.) *Inwards*.—The total value of the goods sent inland during the year under Transit Passes after the payment of Transit Dues was *Hk.Ts* 4,073,643; Passes were also issued for Shanghai-factory Piece Goods and Yarn, on which no Transit Dues were levied, to the value of *Hk.Ts* 812,437. These figures are under those of 1901 by *Hk.Ts* 920,503 for the Foreign goods and by *Hk.Ts* 98,850 for the Shanghai-factory products. The great falling off is the result, so far as the Foreign goods are concerned, of the establishment here by the provincial authorities in April of an office, called the Pao Shang Chü (保商局), which issues Passes on the payment of Dues, nominally the same as our Transit Dues, that free the goods from all further taxation of any sort within the province. As an example of how seriously this new office has cut into our Transit trade, I may mention that only 67 per cent. of the total importation of Foreign Cotton Yarn was sent into the interior under our Passes, whereas the per-centage was not less than 90 in any other year of the last decade, and in some years practically the entire quantity imported was sent away under Passes.

(b.) *Outwards*.—Only 12 Passes were surrendered during the year, covering some 2,000 piculs of Water Chestnuts and Lotus-nuts and 11,000 pieces of Planks and Coffin-wood, valued at *Hk.Ts* 4,029.

6°. SHIPPING.—The total tonnage entered and cleared, excepting steam-launches plying on inland waters, was 4,232,119 tons, showing an increase of 309,271 tons over the tonnage of the previous year. The distribution under the various flags was as follows: British, 47.79 per cent.; German, 20.33 per cent.; Chinese, 17.76 per cent.; Japanese, 13.84 per cent.; Norwegian, 0.14 per cent.; and Russian, 0.14 per cent. The total entries and clearances of vessels under the Inland Waters Steam Navigation Rules show a slight increase in the number and a decrease of 2,000 in the tonnage. The competition between the five Chinese companies was keen at times, and it is said that the profits were not great.

7°. PASSENGER TRAFFIC.—Our statistics record the arrival of 927 Foreigners during the year and the departure of 637. The apparent excess of arrivals over departures is probably due to the failure of the steamer agents to report accurately the number of the outgoing passengers, for the very great majority of the arrivals were visitors to Kuling, who returned to their homes before winter, and, presumably, returned as they came, by steamers. 45,157 Natives arrived, and 51,038 left, by steamers during the year.

8°. TREASURE.—No remarks.

9°. OPIUM.—(a.) *Foreign*.—The net importation of Foreign Opium amounted to 1,785 piculs only, a decrease of 332 piculs from the 1901 figures and of 1,483 piculs (or over 45 per cent.) as compared with the importation of the first year of the last decade. Malwa continued the kind in greatest demand; the importation of Patna, though only 47 piculs, was more than double the quantity received in any previous year of the decade. The price of Malwa rose steadily during the year, and in December was from 9 to 13 per cent. higher than in February.

(b.) *Native*.—The importation of Native Opium through this office was only some 35 piculs, of which 20 piculs were from Szechwan and the balance from Kiangsu. The use

of the Szechwan drug in this province is, however, increasing rapidly, and the quantity imported by Native craft and overland was very large. Prior to 1902 the collection of the Likin on Native Opium was farmed out to merchants by the head Likin office, and the Revenue obtained was small, amounting in 1901 only to some *Tts* 14,000; but in 1902 the provincial authorities decided to collect the Likin themselves, and established a Native Opium office (土藥統捐總局) in Nau-ch'ang-fu, with branch offices in 10 prefectures in the province, and at the same time increased the tax on Opium for consumption in the province from *K'u-p'ing Tts* 8 a picul to *K'u-p'ing Tts* 19.20, and on Opium in transit to other provinces, from *K'u-p'ing Tts* 4 to *K'u-p'ing Tts* 9.60. Information obtained from the local office shows that at least 18,000 piculs of Szechwan Opium were imported for consumption, and that 1,500 piculs arrived in transit during the year, and that the Revenue collected by the new offices was more than *K'u-p'ing Tts* 350,000. The price of the Szechwan drug rose during the year from *Ts'ao-p'ing Tts* 336 to *Ts'uo-p'ing Tts* 584 a picul.

10°. MISCELLANEOUS.—The navigation of the river presented no extraordinary difficulties, as there was no flood and the water was never abnormally low. The river was lowest, 9 inches above low-water mark, on the 23rd January, and highest, 35 feet 1 inch above low-water mark, on the 26th August. The first year of the working of the Native Customs under the supervision and partial joint control of this office ended on the 30th October, and the result was satisfactory as regards the Revenue collection, which was more than *K'u-p'ing Tts* 350,000. The main source of Revenue is the Port Dues on junks, as Duty is only levied on Tea, Salt, Wood, and Bamboos. The total number of junks entered was 26,802. Rafts from up river reported here, and those from the Poyang Lake reported at the Native Customs office at Ku-t'ang (姑塘), on the lake, near Hu-k'ou (湖口); the Rafts were all measured by an officer detached from this office. Kuling maintained its popularity as a summer resort, and was visited by a greater number of Foreigners than ever before; there was a demand for houses, and building is still going on.

W. F. SPINNEY,

Commissioner of Customs.

KIUKIANG, 20th February 1903.

KIUKIANG TRADE RETURNS, FOR THE YEAR 1902.

A.—GENERAL TABLES.

TABLE No. I.—SHIPPING.

Number and Tonnage of Vessels Entered and Cleared under each Flag,
for the Year ended 31st December 1902.

a.—Under General Regulations.

STEAMERS.														
FLAG.	ENTERED INWARDS.						CLEARED OUTWARDS.						TOTAL ENTERED AND CLEARED.	
	With Cargo.		In Ballast.		TOTAL.		With Cargo.		In Ballast.		TOTAL.			
	No.	Tons.	No.	Tons.	No.	Tons.	No.	Tons.	No.	Tons.	No.	Tons.	No.	Tons.
British	591	772,171	256	238,755	847	1,010,926	567	726,360	280	284,566	847	1,010,926	1,694	2,021,852
German	105	120,475	270	309,529	375	430,004	128	146,844	247	283,160	375	430,004	750	860,008
Norwegian.....	2	1,682	1	1,220	3	2,902	1	1,220	2	1,682	3	2,902	6	5,804
Russian.....	1	1,360	2	1,529	3	2,889	2	1,529	1	1,360	3	2,889	6	5,778
Japanese.....	11	15,501	189	277,413	200	292,914	17	25,739	183	267,175	200	292,914	400	585,828
Chinese.....	219	320,382	29	41,887	248	362,269	201	294,005	47	68,264	248	362,269	496	724,538
Total Steamers	929	1,231,571	747	870,333	1,676	2,101,904	916	1,195,697	760	906,207	1,676	2,101,904	3,352	4,203,808
SAILING VESSELS.														
British.....	1	860	1	860	1	860
German.....	1	451	1	451	1	451
Chinese.....	49	12,916	1	209	50	13,125	36	2,690	43	11,185	79	13,875	129	27,000
Total Sailing Vessels	49	12,916	3	1,520	52	14,436	36	2,690	43	11,185	79	13,875	131	28,311
GRAND TOTAL.....	978	1,244,487	750	871,853	1,728	2,116,340	952	1,198,387	803	917,392	1,755	2,115,779	3,483	4,232,119

b.—Under Inland Steam Navigation Rules.

FLAG.	ENTERED INWARDS.						CLEARED OUTWARDS.						TOTAL ENTERED AND CLEARED.	
	With Cargo.		In Ballast.		TOTAL.		With Cargo.		In Ballast.		TOTAL.			
	No.	Tons.	No.	Tons.	No.	Tons.	No.	Tons.	No.	Tons.	No.	Tons.	No.	Tons.
Chinese.....	451	12,406	451	12,406	451	12,464	451	12,464	902	24,870

TABLE No. II.—GROSS AND NET VALUES OF THE TRADE OF KIUKIANG,
1900 TO 1902.

	1900.		1901.		1902.	
	NET VALUES.	GROSS VALUES.	NET VALUES.	GROSS VALUES.	NET VALUES.	GROSS VALUES.
	<i>Hk. Ts</i>	<i>Hk. Ts</i>	<i>Hk. Ts</i>	<i>Hk. Ts</i>	<i>Hk. Ts</i>	<i>Hk. Ts</i>
FOREIGN GOODS.						
Imported from Foreign Countries and Hongkong	9,350		19,920		15,200	
Imported from Chinese Ports	7,016,420		8,384,740		9,201,391	
Total Foreign Imports		7,025,770		8,404,660		9,216,591
Re-exported to Foreign Countries and Hongkong....	
Re-exported to Chinese Ports (chiefly to Shanghai, Hankow, etc.)	5,669		7,804		21,362	
Total Foreign Re-exports	5,669		7,804		21,362	
Net Total Foreign Imports	7,020,101		8,396,856		9,195,229	
NATIVE PRODUCE.						
Imported (chiefly from Shanghai, Hankow, Canton, etc.)		1,332,247		1,413,497		1,300,885
Re-exported to Foreign Countries	
Re-exported to Chinese Ports	14,962		5,794		4,521	
Total Native Re-exports	14,962		5,794		4,521	
Net Total Native Imports	1,317,285		1,407,703		1,296,364	
Native Produce of local origin Exported to Foreign Countries		117,401	
Native Produce of local origin Exported to Chinese Ports	8,019,161		7,058,652		9,307,549	
Total Exports of local origin		8,019,161		7,058,652		9,424,950
Gross Value of the Trade of the Port		16,377,178		16,876,809		19,942,426
Net Value of the Trade of the Port, i.e., Foreign and Native Imports less Re-exports, and Native Exports of local origin	16,356,547		16,863,211		19,916,543	

TABLE No. III.—TRADE IN FOREIGN GOODS.—Imports and Re-exports.

DESCRIPTION OF GOODS.	Classifier of Quantity.	IMPORTS FROM FOREIGN COUNTRIES AND HONGKONG.		IMPORTS FROM CHINESE PORTS.		RE-EXPORTS TO FOREIGN COUNTRIES AND HONGKONG.		RE-EXPORTS TO CHINESE PORTS.		NET TOTAL IMPORTS.	
		Quantity.	Value.	Quantity.	Value.	Quantity.	Value.	Quantity.	Value.	Quantity.	Value.
OPIUM :—											
			<i>Hk. Ts.</i>		<i>Hk. Ts.</i>		<i>Hk. Ts.</i>		<i>Hk. Ts.</i>		<i>Hk. Ts.</i>
Malwa	<i>Piculs</i>	1,733.77	1,290,852	1.50	1,115	1,732.27	1,289,737
Patna	"	46.84	32,440	46.84	32,440
Persian	"	6.00	2,700	6.00	2,700
COTTON GOODS :—											
Shirtings, Grey, Plain	<i>Pieces</i>	123,607	421,195	130	436	123,477	420,759
" White, "	"	91,694	475,910	100	530	91,594	475,380
" White, Figured, Brocaded, and Spotted	"	155	563	155	563
" Dyed, Plain	"	9,508	44,302	9,508	44,302
" Dyed, Figured, Brocaded, and Spotted	"	1,642	6,266	1,642	6,266
T-Cloths, 32 and 36 inches	"	17,240	49,911	17,240	49,911
Drills, English	"	2,870	12,145	2,870	12,145
" Indian	"	1,490	5,215	1,490	5,215
" Dutch	"	680	2,234	680	2,234
" American	"	6,825	29,476	6,825	29,476
Jeans, English	"	5,090	14,949	5,090	14,949
" Dutch	"	20	52	20	52
" American	"	40	172	40	172
Sheetings, English	"	33,932	131,910	33,932	131,910
" Indian	"	1,110	3,796	1,110	3,796
" American	"	11,070	44,439	11,070	44,439
Chintzes and Prints	"	13,131	23,477	60	108	13,071	23,369
Crape Prints	"	1,757	4,352	1,757	4,352
Twills, Printed	"	110	438	110	438
Turkey Red Cottons	"	9,893	25,401	9,893	25,401
Cotton Lastings, Plain and Figured	"	15,746	111,635	15,746	111,635
" Italians, Plain and Figured	"	26,995	169,267	26,995	169,267
" Checks	"	340	850	340	850
" Crimps	"	790	1,944	790	1,944
Velvets	"	2,516	18,739	2,516	18,739
Muslins	"	564	528	564	528
Handkerchiefs, Cotton	<i>Dozens</i>	24,264	11,692	24,264	11,692
Towels	"	6,651	3,603	6,651	3,603
Blankets, Cotton	<i>Pieces</i>	1,752	2,595	1,752	2,595
Cotton Spanish Stripes	"	596	2,579	596	2,579
" Flannel	"	13,633	35,798	40	93	13,593	35,705
" Ticks	"	340	845	340	845
Japanese Cotton Cloth	"	240	101	240	101
Mosquito Netting	"	201	513	201	513
Cotton Goods, Unclassed	"	1,746	10,015	60	72	1,686	9,943
" Yarn, English	<i>Piculs</i>	689	26,802	689	26,802
" " Indian	"	106,067	2,941,175	106,067	2,941,175
" " Hongkong	"	15	480	15	480
" " Japanese	"	4,939	126,133	4,939	126,133
" Thread	"	13	611	13	611
WOOLLEN GOODS :—											
Camlets, English	<i>Pieces</i>	3,630	48,010	3,630	48,010
Lastings	"	684	6,566	684	6,566
Long Hills	"	4,832	32,257	4,832	32,257
Spanish Stripes	"	2,058	24,360	2,058	24,360

TABLE No. III.—TRADE IN FOREIGN GOODS.—Imports and Re-exports—Cont^d

DESCRIPTION OF GOODS.	Classifier of Quantity.	IMPORTS FROM FOREIGN COUNTRIES AND HONGKONG.		IMPORTS FROM CHINESE PORTS.		RE-EXPORTS TO FOREIGN COUNTRIES AND HONGKONG.		RE-EXPORTS TO CHINESE PORTS.		NET TOTAL IMPORTS.		
		Quantity.	Value.	Quantity.	Value.	Quantity.	Value.	Quantity.	Value.	Quantity.	Value.	
WOOLLEN GOODS, continued:—												
Cloth, Broad, Medium, and Habit	Pieces	...	Hk. Ts	773	Hk. Ts	43,934	...	Hk. Ts	...	773	Hk. Ts	43,934
" Russian	"	30	...	1,050	30	...	1,050
Lustres, Figured	"	230	...	1,316	230	...	1,316
Blankets and Rugs	Pairs	328	...	1,807	328	...	1,807
Union or Poncho Cloth	Pieces	220	...	923	220	...	923
Flannel	"	80	...	1,500	80	...	1,500
Italian Cloth, Plain and Figured	"	1,624	...	12,351	1,624	...	12,351
Woolen Yarn	Piculs	158	...	16,028	158	...	16,028
MISCELLANEOUS PIECE GOODS:—												
Silk and Cotton Mixtures	Piculs	11	...	1,675	11	...	1,675
" " Satin	Pieces	959	...	9,129	959	...	9,129
Gunny Cloth	Yards	19,000	...	746	19,000	...	746
METALS:—												
Iron, Nail-rod	Piculs	1,695	...	6,469	21	80	1,674	6,389
" Bar, Hoop, and Plates	"	471	...	1,819	471	...	1,819
" Sheets, Galvanized	"	710	...	5,800	21	143	689	5,657
" Wire	"	5,706	...	38,423	5,706	...	38,423
" Old	"	8,309	...	13,977	810	1,508	7,499	12,469
" Nails	"	1,037	...	4,503	1,037	...	4,503
Ironware, Unclassed	"	1,613	...	14,856	1,613	...	14,856
Tin, in Slabs	"	1,116	...	51,606	5	230	1,111	51,376
Tinplates	"	221	...	1,540	221	...	1,540
Lead, in Pigs	"	9,132	...	52,566	9,132	...	52,566
Copper, Sheets	"	63	...	3,370	63	...	3,370
" Wire	"	3	...	100	3	...	100
" Slabs, Japan	"	18	...	517	18	...	517
Yellow Metal, Sheets	"	462	...	12,474	462	...	12,474
Brass Wire	"	52	...	1,341	52	...	1,341
Steel	"	1,188	...	8,759	1,188	...	8,759
" Plate Cuttings	"	11,507	...	31,654	11,507	...	31,654
Quicksilver	"	9	...	1,045	9	...	1,045
Metals, Unclassed	"	170	...	4,997	1	54	169	4,943
SUNDRIES:—												
Aniseed, Star	Piculs	99	...	1,000	99	...	1,000
Bags of all kinds	Pieces	157,385	...	10,294	10,050	586	147,335	9,708
Bamboo Shoots, Dried	Piculs	66	...	402	66	...	402
Betel-nuts	"	172	...	860	172	...	860
Bicho de Mar, Black	"	672	...	57,909	1	87	671	57,822
" White	"	267	...	10,690	267	...	10,690
Birds Nests	Catties	1,691	...	22,929	1,691	...	22,929
Boxes, Fancy	Gross	5,694	...	6,293	55	70	5,639	6,223
Braid, Llana	"	45,884	...	11,030	200	77	45,684	10,953
Buttons, Brass	"	24,000	...	12,218	24,000	...	12,218
" Fancy	"	7,650	...	2,044	7,650	...	2,044
Camphor	Piculs	9	...	585	9	...	585
Candles	"	203	...	3,335	203	...	3,335
Capoor Cutchery	"	14	...	57	14	...	57
Cardamoms, Superior	"	35	...	6,680	35	...	6,680
" Inferior	"	139	...	3,170	139	...	3,170
Cassia Ligna, Buds, & Twigs	"	146	...	2,152	146	...	2,152

TABLE No. III.—TRADE IN FOREIGN GOODS.—Imports and Re-exports—Cont^d.

DESCRIPTION OF GOODS.	Classifier of Quantity.	IMPORTS FROM FOREIGN COUNTRIES AND HONGKONG.		IMPORTS FROM CHINESE PORTS.		RE-EXPORTS TO FOREIGN COUNTRIES AND HONGKONG.		RE-EXPORTS TO CHINESE PORTS.		NET TOTAL IMPORTS.	
		Quantity.	Value.	Quantity.	Value.	Quantity.	Value.	Quantity.	Value.	Quantity.	Value.
<i>SUNDRIES, continued:—</i>											
Cinnabar	Piculs	...	Hk. \$s	2	142	...	Hk. \$s	...	Hk. \$s	2	142
Cinnamon	"	14	1,680	14	1,680
Clocks	Pieces	3,574	5,532	6	10	3,568	5,528
Cloves	Piculs	99	1,590	99	1,590
Coal	Tons	1,600	15,200	769	7,150	2,369	22,350
Cutch	Piculs	13	123	13	123
Cuttle-fish	"	1,867	28,250	1,867	28,250
Dates, Black	"	28	112	28	112
Dyes, Aniline	Value	52,020	52,020
Fans, Palm-leaf, Trimmed	Pieces	226,582	11,329	226,582	11,329
" Untrimmed	"	1,890,156	534,789	1,890,156	534,789
Fish, Dried	Piculs	133	2,165	133	2,165
Flint Stones	"	419	419	419	419
Flour, American	"	1,743	6,620	1,743	6,620
Flowers, Decorated	Pairs	3,011	191	3,011	191
Galangal	Piculs	44	161	44	161
Gambier	"	10	130	10	130
Ginseng, Japan	"	18	3,240	18	3,240
" American, Clarified	"	34	64,600	34	64,600
Glass, Window	Boxes	3,855	21,364	3,855	21,364
Glassware	Piculs	59	643	3	33	56	610
Glue, Cow	"	148	3,552	3	72	145	3,480
Gum, Dragon's Blood	"	10	300	10	300
" Myrrh	"	8	64	8	64
" Olibanum	"	66	467	66	467
Indigo, Dried	"	47	1,410	47	1,410
Isinglass	"	26	998	26	998
Lamps and Burners	Pieces	65,681	6,938	65,681	6,938
Lead, White	Piculs	168	1,771	168	1,771
" Yellow	"	115	1,380	115	1,380
Lichees, Dried	"	2,442	19,281	2,442	19,281
Lily Flowers, Dried	"	32	293	32	293
Looking-glasses	Pieces	15,488	1,725	15,488	1,725
Lung-ngans, Dried	Piculs	1,392	8,056	1,392	8,056
Machinery	Sets	234	1,437	234	1,437
Mangrove Bark	Piculs	2,975	3,570	2,975	3,570
Matches, European	Gross	4,900	953	4,900	953
" Japan	"	75,785	17,557	75,785	17,557
Match-making Materials	Value	2,656	2,656
Mats, Straw and Rush	Pieces	3,320	689	3,320	689
Medicines	Value	14,028	14,028
Milk, Condensed, in Tins	Dozens	1,497	1,981	1,497	1,981
Morphia	Value	705	705
Mushrooms	Piculs	301	21,545	1	64	300	21,481
Mussels, Dried	"	92	1,849	92	1,849
Needles	Mille	69,268	15,063	69,268	15,063
Nutmegs	Piculs	6	136	6	136
Oil, Kerosene, American	Galls.	1,384,020	187,460	1,384,020	187,460
" " Russian	"	1,276,870	150,081	35,000	4,338	1,241,870	145,743
" " Sumatra	"	219,300	21,021	219,300	21,021
" Engine	"	656	472	656	472
Paper, 1st Quality	Piculs	103	4,120	103	4,120
" 2nd "	"	3	24	3	24
Peel, Orange	"	60	1,200	60	1,200
Pepper, Black	"	1,461	38,772	1,461	38,772
" White	"	47	2,208	47	2,208
Perfumery	Value	2,332	2,332
Photographic Materials	"	818	818
Prawns and Shrimps, Dried	Piculs	156	6,390	156	6,390

TABLE No. III.—TRADE IN FOREIGN GOODS.—Imports and Re-exports—Cont^d

DESCRIPTION OF GOODS.	Classifier of Quantity.	IMPORTS FROM FOREIGN COUNTRIES AND HONGKONG.		IMPORTS FROM CHINESE PORTS.		RE-EXPORTS TO FOREIGN COUNTRIES AND HONGKONG.		RE-EXPORTS TO CHINESE PORTS.		NET TOTAL IMPORTS.	
		Quantity.	Value.	Quantity.	Value.	Quantity.	Value.	Quantity.	Value.	Quantity.	Value.
SUNDRIES, continued:—											
			<i>Hk. Tls</i>		<i>Hk. Tls</i>		<i>Hk. Tls</i>		<i>Hk. Tls</i>		<i>Hk. Tls</i>
Patchuck.....	<i>Piculs</i>	147	2,458	147	2,458
Raisins, Dried.....	"	259	3,257	259	3,257
Rattans, Split.....	"	31	568	31	568
Sandalwood.....	"	6,032	108,576	4	45	6,028	108,531
Sapanwood.....	"	167	763	167	763
Seaweed, Cut.....	"	7,141	23,538	7,141	23,538
" Long.....	"	60,978	137,930	60,978	137,930
Seed, Lucraban.....	"	45	135	45	135
Sharks Fins, Clarified.....	"	29	4,265	29	4,265
Shell-fish.....	"	128	4,159	128	4,159
Silk Lace.....	<i>Pieces</i>	1,170	557	1,170	557
" and Cotton Ribbons.....	"	1,616	3,217	1,616	3,217
Sinews, Cow.....	<i>Piculs</i>	4	280	4	280
Soap.....	"	1,693	11,049	9	30	1,684	11,019
Soda and Soda Ash.....	"	1,085	2,930	1,085	2,930
Stationery.....	<i>Value</i>	2,135	2,135
Stores.....	"	5,933	46	...	5,887
Sugar, Brown.....	<i>Piculs</i>	28,616	148,803	28,616	148,803
" White.....	"	33,017	193,095	38	221	32,979	192,874
" Refined.....	"	54,698	332,476	1	6	54,697	332,470
" Candy.....	"	5,978	45,894	5,978	45,894
Sulphur.....	"	600	2,610	600	2,610
Sulphuric Acid.....	"	176	619	176	619
Tea Dust, Ceylon.....	"	4,784	93,892	4,784	93,892
Telegraphic Instruments.....	<i>Value</i>	4,344	4,344
Timber, Beams, Hard-wood.....	<i>Pieces</i>	6	34	6	34
" Oregon Pine.....	<i>Cub. ft.</i>	46,206	3,428	46,206	3,428
Umbrellas, Cotton.....	<i>Pieces</i>	57,395	17,064	57,395	17,064
Vermilion.....	<i>Piculs</i>	18	1,172	18	1,172
Wine, Beer, and Spirits.....	<i>Value</i>	5,892	5,892
Wood, Laka.....	<i>Piculs</i>	42	420	42	420
Worm Tablets, in Bottles.....	<i>Doxens</i>	1,837	1,480	1,837	1,480
Sundries, Unenumerated.....	<i>Value</i>	55,644	11,308	...	44,336
TOTAL.....	<i>Hk. Tls</i>	...	15,200	...	9,201,391	21,362	...	9,195,229

SUMMARY.

IMPORTS from Japan.....	<i>Hk. Tls</i>	15,200.
Total from Foreign Countries.....	<i>Hk. Tls</i>	15,200
Imports from Chinese Ports.....	"	9,201,391
TOTAL FOREIGN IMPORTS.....	<i>Hk. Tls</i>	9,216,591
RE-EXPORTS to Yangtze Ports.....	<i>Hk. Tls</i>	18,424
" " Central Ports.....	"	2,938
Total to Chinese Ports.....	<i>Hk. Tls</i>	21,362
TOTAL FOREIGN RE-EXPORTS.....	<i>Hk. Tls</i>	21,362
NET TOTAL FOREIGN IMPORTS.....	<i>Hk. Tls</i>	9,195,229

TABLE No. IV.—TRADE IN NATIVE PRODUCE.—Imports and Re-exports.

DESCRIPTION OF GOODS.	Classifier of Quantity.	IMPORTS FROM CHINESE PORTS.		RE-EXPORTS TO CHINESE PORTS.		RE-EXPORTS TO FOREIGN COUNTRIES AND HONGKONG.		NET TOTAL IMPORTS.	
		Quantity.	Value.	Quantity.	Value.	Quantity.	Value.	Quantity.	Value.
COTTON GOODS * :—									
Shirtings, Grey	Pieces	833	2,949	833	2,949
" White	"	20	80	20	80
Sheetings	"	240	960	240	960
Cotton Yarn	Piculs	26,078	778,950	26,078	778,950
SUNDRIES :—									
Almonds, Sweet	Piculs	18	456	18	456
Bags of all kinds	Pieces	31,100	4,026	31,100	4,026
Bamboo Shoots, Dried	Piculs	1,875	10,840	1,875	10,840
Bambooware	"	2	32	2	32
Betel-nut Husk	"	80	255	80	255
Birds Nests	Catties	67	841	67	841
Books, Printed	Piculs	1,751	38,522	18	396	1,733	38,126
Brass, Plates	"	6	251	6	251
Brass-foil	"	3	156	3	156
Brassware	"	36	1,296	36	1,296
Buttons, Brass	"	6	475	6	475
Cake-stuff	"	72	1,075	2	26	70	1,049
Camphor	"	11	715	11	715
Capoor Cutchery	"	5	20	5	20
Carpets	Pieces	1,090	872	1,090	872
Cassia Lignea	Piculs	41	492	41	492
" Buds	"	26	1,014	26	1,014
" Twigs	"	136	380	136	380
China-root	"	29	464	29	464
Coal	Tons	297	1,994	297	1,994
Cuttle-fish	Piculs	10,149	151,262	10,149	151,262
Dates, Black	"	2,540	10,401	2,540	10,401
" Red	"	1,655	9,326	1,655	9,326
Eggs, Preserved	Pieces	69,146	818	69,146	818
Fans, Fancy	"	9,599	577	9,599	577
" Palm-leaf, Trimmed	"	2,530	127	2,530	127
" Paper	"	266,835	10,673	266,835	10,673
Fish, Dried and Salt	Piculs	1,139	24,697	1,139	24,697
" Maws	"	1	88	1	88
Flour	"	771	2,508	771	2,508
Flowers, Decorated	Pairs	2,830	72	2,830	72
Fungus	Piculs	767	22,458	24	672	743	21,786
Furniture	"	32	142	32	142
Ginseng, Native	Piculs	15	1,780	15	1,780
Glassware	"	22	248	22	248
Glue, Cow	"	23	336	23	336
Grasscloth, Fine	"	18	1,350	3	225	15	1,125
Hair, Goat	"	32	1,024	32	1,024
Hams	"	41	711	41	711
Hartall	"	2	20	2	20
Honey, Yellow	"	12	54	12	54
Horns, Deer, Young	Pairs	5	175	5	175
Indigo, Dried	Piculs	10	300	10	300
Ironware	"	27	100	27	100
Lamps	Pieces	1,241	194	1,241	194
Lead, White	Piculs	216	2,263	216	2,263
" Yellow	"	93	1,116	93	1,116
Lichess, Dried	"	879	6,916	3	22	876	6,894
Lily Flowers, Dried	"	1,615	14,829	36	328	1,579	14,501
Liquorice	"	174	2,016	174	2,016

* Steam Factory products.

TABLE No. IV.—TRADE IN NATIVE PRODUCE.—Imports and Re-exports—Cont^d.

DESCRIPTION OF GOODS.	Classifier of Quantity.	IMPORTS FROM CHINESE PORTS.		RE-EXPORTS TO CHINESE PORTS.		RE-EXPORTS TO FOREIGN COUNTRIES AND HONGKONG.		NET TOTAL IMPORTS.	
		Quantity.	Value.	Quantity.	Value.	Quantity.	Value.	Quantity.	Value.
SUNDRIES, continued:—			<i>Hk. Ts.</i>		<i>Hk. Ts.</i>		<i>Hk. Ts.</i>		<i>Hk. Ts.</i>
Lung-ngan Pulp.....	<i>Piculs</i>	11	154	11	154
Lung-ngans, Dried.....	"	259	1,544	259	1,544
Matches.....	<i>Gross</i>	1,309	75	1,309	75
Mats, Rush and Straw.....	<i>Pieces</i>	18,354	3,890	18,354	3,890
Matting.....	<i>Rolls</i>	8	48	8	48
Medicines.....	<i>Value</i>	...	18,738	...	92	18,646
Mirrors.....	<i>Pieces</i>	4,107	742	4,107	742
Mushrooms.....	<i>Piculs</i>	3	360	3	360
Musk.....	<i>Tarls</i>	20	250	20	250
Mussels, Dried.....	<i>Piculs</i>	4	80	4	80
Nankeens.....	"	532	23,189	532	23,189
Oil, Bean and Cotton Seed.....	"	27	186	27	186
" Castor.....	"	79	1,185	79	1,185
" Wood.....	"	101	728	101	728
Olives, Fresh.....	"	145	1,013	145	1,013
Opium, Native, Kiangsu.....	"	6	2,820	6	2,820
" Szechwan.....	"	29	14,419	29	14,419
Paints, Unclassed.....	"	15	120	15	120
Paper, 1st Quality.....	"	275	5,700	275	5,700
" 2nd ".....	"	73	584	73	584
Peel, Orange.....	"	87	1,740	87	1,740
" Pumelo.....	"	61	648	61	648
Potatoes, Sweet, Dried.....	"	2,759	2,349	2,759	2,349
Pottery, Earthenware.....	"	44	88	44	88
Prawns and Shrimps, Dried.....	"	10	95	10	95
Preserves.....	"	21	336	21	336
Quicksilver.....	<i>Catties</i>	57	68	57	68
Rattans, Split.....	<i>Piculs</i>	103	1,869	103	1,869
Rice.....	"	407	2,116	407	2,116
Rope, Hemp and Straw.....	"	55	548	55	548
Samsu.....	"	1,722	10,332	1,722	10,332
Sea Blubber.....	"	554	2,324	554	2,324
Seeds, Melon.....	"	37	182	37	182
Shell-fish.....	"	8	437	8	437
Shoes.....	<i>Pairs</i>	107	76	107	76
Silk, Yellow.....	<i>Catties</i>	481	1,507	481	1,507
" Refuse.....	<i>Piculs</i>	9	136	9	136
" Cocoons, Refuse.....	<i>Catties</i>	1,570	394	1,570	394
" Piece Goods.....	"	2,421	17,241	2,421	17,241
" Pongees, Shantung.....	"	315	655	315	655
" and Cotton Ribbons.....	"	1,112	2,319	1,112	2,319
" Thread.....	"	14	50	14	50
" Ribbons.....	"	1,291	6,983	1,291	6,983
" Head-bands.....	<i>Piculs</i>	7	846	7	846
Sinews, Deer and Cow.....	"	2	64	2	64
Skin (Fur) Clothing.....	<i>Pieces</i>	159	756	159	756
Soap, Native.....	<i>Piculs</i>	38	15	38	15
Tallow, Vegetable.....	"	7	56	7	56
Tea, Black.....	"	2	36	1	18	1	18
" Green.....	"	2	72	2	72
" Seed.....	"	23	227	23	227
" Chests, Old.....	<i>Pieces</i>	6,030	2,301	200	100	5,830	2,201
Tobacco, Leaf.....	<i>Piculs</i>	399	1,596	399	1,596
" Prepared.....	"	903	32,508	67	2,412	836	30,096
Turnips, Salted.....	"	98	490	98	490
Varnish.....	"	4	180	4	180
Vegetables, Dried.....	"	112	1,125	112	1,125
Vermillion.....	"	33	2,111	33	2,111

TABLE No. IV.—TRADE IN NATIVE PRODUCE.—Imports and Re-exports—Cont'

DESCRIPTION OF GOODS.	Classifier of Quantity.	IMPORTS FROM CHINESE PORTS.		RE-EXPORTS TO CHINESE PORTS.		RE-EXPORTS TO FOREIGN COUNTRIES AND HONGKONG.		NET TOTAL IMPORTS.	
		Quantity.	Value.	Quantity.	Value.	Quantity.	Value.	Quantity.	Value.
SUNDRIES, continued:—			<i>Hk. \$s</i>		<i>Hk. \$s</i>		<i>Hk. \$s</i>		<i>Hk. \$s</i>
Walnuts	<i>Piculs</i>	75	303	75	303
Wax, White	"	37	2,194	37	2,194
Wheat	"	540	918	540	918
Woodware	"	10	70	10	70
Sundries, Unenumerated	<i>Value</i>	...	13,003	...	230	12,773
TOTAL	<i>Hk. \$s</i>		1,300,885		4,521		...		1,296,364

SUMMARY.

IMPORTS from Northern Ports.....	<i>Hk. \$s</i>	10,574
" " Yangtze Ports.....	"	95,996
" " Central Ports.....	"	1,127,563
" " Southern Ports.....	"	66,752
Total from Chinese Ports	<i>Hk. \$s</i>	1,300,885
TOTAL NATIVE IMPORTS	<i>Hk. \$s</i>	1,300,885
RE-EXPORTS to Yangtze Ports.....	<i>Hk. \$s</i>	3,134
" " Central Ports.....	"	1,387
Total to Chinese Ports.....	<i>Hk. \$s</i>	4,521
TOTAL NATIVE RE-EXPORTS	<i>Hk. \$s</i>	4,521
NET TOTAL NATIVE IMPORTS.....	<i>Hk. \$s</i>	1,296,364

TABLE No. V.—TRADE IN NATIVE PRODUCE.—Exports and Re-exports.

DESCRIPTION OF GOODS.	Classifier of Quantity.	EXPORTS TO FOREIGN COUNTRIES.		EXPORTS TO HONGKONG.		EXPORTS TO CHINESE PORTS.		TOTAL RE-EXPORTS TO FOREIGN COUNTRIES, HONGKONG, AND CHINESE PORTS.		TOTAL EXPORTS (including Re-exports).	
		Quantity.	Value.	Quantity.	Value.	Quantity.	Value.	Quantity.	Value.	Quantity.	Value.
			Hk. Ta.		Hk. Ta.		Hk. Ta.		Hk. Ta.		Hk. Ta.
Bags, Gunny and Hemp, Old	Pieces	3,244	161	3,244	161
Bamboo, Split	Piculs	133	200	133	200
" Shoots, Dried	"	118	1,701	118	1,701
Beans and Peas	"	88,329	142,670	88,329	142,670
Books, Printed	"	12	264	18	396	30	660
Brass Gongs, Broken	"	232	3,699	232	3,699
Chestnuts	"	279	938	279	938
" Water	"	2,300	1,840	2,300	1,840
China-root	"	4,472	71,552	4,472	71,552
Chinaware, Fine	"	22,718	561,479	22,718	561,479
" Coarse	"	31,795	324,441	31,795	324,441
Cotton, Raw	"	3,856	52,032	3,856	52,032
" with Seed	"	474	2,117	474	2,117
Dye-stuff	"	1,626	3,572	1,626	3,572
Eggs, Fresh	Pieces	159,225	737	159,225	737
Fans, Paper	"	443,950	6,659	443,950	6,659
Feathers, Duck, Fowl, etc.	Piculs	622	7,028	622	7,028
Fire-crackers and Fireworks	"	3,147	30,129	3,147	30,129
Flour, Potato	"	271	812	271	812
Grasscloth, Fine	"	2,200	165,000	3	225	2,203	165,225
" Coarse	"	7,388	258,580	7,388	258,580
Ground-nuts	"	3,793	7,632	3,793	7,632
Hemp	"	87,009	999,683	87,009	999,683
Hides, Cow and Buffalo	"	9,341	188,410	9,341	188,410
Horns, "	"	45	168	45	168
Indigo, Liquid	"	23,752	151,113	23,752	151,113
Leather, Cow	"	14	420	14	420
Lotus-nuts	"	517	8,220	517	8,220
Mats, Bamboo	Pieces	281,294	67,780	281,294	67,780
Medicines	Value	5,657	...	92	...	5,749
Nutgalls	Piculs	58	810	58	810
Oil, Persimmon and Wood	"	789	1,216	789	1,216
" Tea and Vegetable Seed	"	80	629	80	629
Paper, 1st Quality	"	35,554	597,545	35,554	597,545
" 2nd "	"	120,814	695,304	120,814	695,304
Peel, Orange	"	24	480	24	480
Preserves	"	480	6,720	480	6,720
Rope, Hemp	"	54	825	54	825
Satin	Catties	932	2,796	932	2,796
Seed, Melon	Piculs	9,769	44,832	9,769	44,832
" Sesamum	"	58,046	197,592	58,046	197,592
" Vegetable	"	1,417	3,035	1,417	3,035
Shoes and Boots, Leather	Pairs	543	326	543	326
Silk, Refuse	Piculs	14	414	14	414
" Ribbons	"	1	550	1	550
Silverware	Catties	145	2,964	145	2,964
Skins, Goat	Pieces	319	95	319	95
" Assorted	"	89,833	22,937	89,833	22,937
Soap, Native	Piculs	59	283	59	283
Tallow, Animal	"	944	8,306	944	8,306
" Vegetable	"	14,853	120,441	14,853	120,441
Tea, Black	"	118,281	2,326,167	1	18	118,282	2,326,185
" Green	"	35,790	1,321,832	35,790	1,321,832
" Dust	"	2,775	16,586	2,775	16,586
" Leaf	"	4,959	30,979	4,959	30,979
" Brick, Black	"	11,786	117,401	27,615	272,118	39,401	389,519
" Tablet	"	2,459	29,508	2,459	29,508
" Log	"	3,020	10,540	3,020	10,540
" Seed	"	258	1,323	258	1,323

TABLE No. V.—TRADE IN NATIVE PRODUCE.—Exports and Re-exports—Cont^d.

DESCRIPTION OF GOODS.	Classifier of Quantity.	EXPORTS TO FOREIGN COUNTRIES.		EXPORTS TO HONGKONG.		EXPORTS TO CHINESE PORTS.		TOTAL RE-EXPORTS TO FOREIGN COUNTRIES, HONGKONG, AND CHINESE PORTS.		TOTAL EXPORTS (including Re-exports).	
		Quantity.	Value.	Quantity.	Value.	Quantity.	Value.	Quantity.	Value.	Quantity.	Value.
			<i>Hk. Ts</i>		<i>Hk. Ts</i>		<i>Hk. Ts</i>		<i>Hk. Ts</i>		<i>Hk. Ts</i>
Tin, Compound.....	<i>Piculs</i>	2,498	40,994	2,498	40,994
Tobacco, Leaf.....	"	87,276	349,104	87,276	349,104
" Prepared.....	"	6,283	113,094	67	2,412	6,350	115,506
" Stalk.....	"	2,744	7,116	2,744	7,116
Varnish.....	"	165	5,280	165	5,280
Wax, Yellow.....	"	6	132	6	132
Wood, Planks, Soft-wood.....	<i>Pieces</i>	1,092	124	1,092	124
" Poles, ".....	"	451	400	451	400
" Coffin.....	"	1,022	619	1,022	619
Sundries, Unenumerated.....	<i>Value</i>	8,839	...	1,378	...	10,217
TOTAL.....	<i>Hk. Ts</i>	...	117,401	9,307,549	...	4,521	...	9,429,471

SUMMARY.

To—	EXPORTS.		RE-EXPORTS.		TOTAL EXPORTS AND RE-EXPORTS.	
	<i>Hk. Ts</i>	<i>Hk. Ts</i>	<i>Hk. Ts</i>	<i>Hk. Ts</i>	<i>Hk. Ts</i>	<i>Hk. Ts</i>
Russian Manchuria.....	117,401	117,401	...
Total to Foreign Countries.....	117,401	117,401	...
Yangtze Ports.....	2,891,177	...	3,134	...	2,894,311	...
Central Ports.....	6,416,372	...	1,387	...	6,417,759	...
Total to Chinese Ports.....	9,307,549	...	4,521	...	9,312,070	...
GRAND TOTAL.....	9,424,950	...	4,521	...	9,429,471	...

TABLE No. VI.—TRANSIT TRADE.

a.—Table showing the Destinations of the various Goods forwarded under Transit Passes to the Interior during the Year 1902.

DESCRIPTION OF GOODS.	Classifier of Quantity.	KIANGSI.		ANHWEL.		HUPEH.		FUHKIEN.		TOTAL.	
		Quantity.	Value.	Quantity.	Value.	Quantity.	Value.	Quantity.	Value.	Quantity.	Value.
COTTON GOODS:—			<i>Hk. Ts</i>		<i>Hk. Ts</i>		<i>Hk. Ts</i>		<i>Hk. Ts</i>		<i>Hk. Ts</i>
Shirtings, Grey	Pieces	69,785	237,269	4,275	14,535	60	204	74,120	252,008
" White	"	60,307	192,982	350	1,120	50	160	60,707	194,262
" Brocaded	"	100	360	100	360
" Dyed, Plain	"	2,133	9,278	60	261	2,193	9,539
" Brocaded, etc.	"	1,490	6,183	1,490	6,183
T-Cloths	"	11,156	32,352	485	1,406	11,641	33,758
Drills, English	"	1,365	5,694	120	498	1,485	6,162
" Indian	"	1,300	4,485	60	207	1,360	4,692
" Dutch	"	150	488	30	97	180	585
" American	"	3,433	14,590	3,433	14,590
Jeans, English	"	1,590	4,611	60	174	1,650	4,785
Sheetings, English	"	16,586	64,685	1,540	6,006	18,126	70,691
" American	"	4,710	18,840	960	3,840	5,670	22,680
Chintzes and Prints	"	9,900	18,414	300	540	10,200	18,954
Twills, Printed	"	90	396	90	396
Turkey Red Cottons	"	3,629	6,895	255	484	3,884	7,379
" Cambrics	"	1,345	4,774	125	444	25	89	1,495	5,307
Cotton Lastings	"	9,825	70,740	350	2,520	10,175	73,260
" Italians	"	17,467	90,828	290	1,508	17,757	92,336
" Crimps	"	100	260	100	260
Velvets	"	2,214	16,605	2,214	16,605
Muslins	"	400	392	400	392
Handkerchiefs	Dozens	14,812	7,258	240	117	15,052	7,375
Towels	"	5,711	2,939	5,711	2,939
Blankets and Rugs, Cotton	Pieces	1,774	2,320	1,774	2,320
Cotton Spanish Stripes	"	400	2,507	24	139	424	2,646
" Flannel	"	7,062	17,757	20	51	7,082	17,808
Mosquito Netting	"	200	520	200	520
Cotton Goods, Unclassed	"	1,679	4,877	1,679	4,877
" Yarn, English	Piculs	306	11,934	306	11,934
" " Indian	"	73,548	2,044,634	6	167	73,554	2,044,801
" " Hongkong	"	15	477	15	477
" " Japanese	"	1,484	38,287	1,484	38,287
" Thread	"	18	846	18	846
WOOLLEN GOODS:—											
Camlets, English	Pieces	2,150	28,595	2,150	28,595
Lastings	"	660	6,633	660	6,633
Long Ells	"	2,682	17,969	2,682	17,969
Spanish Stripes	"	1,542	18,504	1,542	18,504
Cloth, Broad, Medium, and	"	535	30,495	535	30,495
" Habit	"	130	741	130	741
Lustres, Figured	"	141	701	141	701
Blankets and Rugs	Pairs	150	630	150	630
Union or Poncho Cloth	Pieces	30	570	30	570
Flannel	"	160	1,053	160	1,053
Italian Cloth	"	110	11,165	1	101	111	11,266
Woolen Yarn	Piculs
MISCELLANEOUS PIECE GOODS:—											
Silk and Cotton Mixtures	Piculs	6	986	6	986
" " Satin	Pieces	159	2,458	159	2,458
" " Plush	"	340	4,994	340	4,994

a.—Table showing the Destinations of the various Goods forwarded under Transit Passes—Cont^d

DESCRIPTION OF GOODS.	Classifier of Quantity.	KIANGSI.		ANHWEI.		HUPEH.		FUHKIEN.		TOTAL.	
		Quantity.	Value.	Quantity.	Value.	Quantity.	Value.	Quantity.	Value.	Quantity.	Value.
METALS:—											
Iron, Nail-rod.....	<i>Piculs</i>	1,164	4,458	1,164	4,458
" Bar, Hoop, and Sheets	"	437	1,857	437	1,857
" Sheets, Galvanized.....	"	155	1,050	155	1,050
" Wire.....	"	4,629	31,245	2	14	4,631	31,259
" Old.....	"	6,167	10,800	214	406	6,381	11,206
" Nails.....	"	261	1,004	226	679	487	1,683
Tin, in Slabs.....	"	3	139	44	2,046	47	2,185
Tinplates.....	"	45	312	45	312
Lead, in Pigs.....	"	3,114	17,750	4,516	25,741	7,630	43,491
Copper, Sheets and Plates...	"	13	683	13	683
" Slabs, Japan.....	"	1	29	1	29
Brass Wire.....	"	45	1,161	45	1,161
Steel.....	"	609	4,506	47	348	656	4,854
" Plate Cuttings.....	"	8,678	23,864	28	77	8,706	23,941
Quicksilver.....	"	6	653	6	653
Metals, Unclassed.....	"	39	101	39	101
SUNDRIES:—											
Aniseed, Star.....	<i>Piculs</i>	27	273	27	273
Bicho de Mar, Black and } White.....	"	621	43,640	37	3,092	658	46,732
Birds Nests.....	<i>Catties</i>	145	2,280	184	552	329	2,832
Boxes, Fancy.....	<i>Gross</i>	2,911	3,443	2,911	3,443
Braid, Llama.....	"	33,632	8,569	300	78	33,932	8,647
Buttons, Brass.....	"	7,717	3,473	7,717	3,473
Candles.....	<i>Piculs</i>	155	2,509	155	2,509
Cardamoms, Superior.....	"	5	975	5	975
" Inferior.....	"	79	1,738	79	1,738
Cassia Lignea.....	"	82	984	82	984
" Twigs.....	"	20	56	20	56
Cinnamon.....	"	5	600	5	600
Clocks.....	<i>Pieces</i>	2,043	3,683	2,043	3,683
Cloves.....	<i>Piculs</i>	33	402	33	402
Cuttle-fish.....	"	555	8,214	8	118	563	8,332
Dyes, Aniline.....	<i>Value</i>	...	46,780	...	72	210	47,062
Fish, Dried.....	<i>Piculs</i>	96	1,920	6	120	102	2,040
Flint Stones.....	"	420	420	420	420
Flour, American.....	"	262	1,090	4	19	266	1,109
Flowers, Decorated.....	<i>Pairs</i>	1,511	131	1,511	131
Glass, Window.....	<i>Boxes</i>	3,117	16,987	3,117	16,987
Glassware.....	<i>Piculs</i>	43	485	43	485
Glue, Cow.....	"	59	1,416	59	1,416
Gum Olibanum.....	"	23	168	23	168
Indigo, Dried.....	"	6	180	39	1,170	45	1,350
Isinglass.....	"	12	462	12	462
Lamps.....	<i>Pieces</i>	50,328	4,779	50,328	4,779
Lead, White and Yellow.....	<i>Piculs</i>	176	1,979	14	158	190	2,137
Lichees, Dried.....	"	1,026	8,105	152	1,201	1	8	1,179	9,314
Lung-ngaus, Dried.....	"	269	1,587	82	483	2	12	353	2,082
Mangrove Bark.....	"	2,531	3,037	2,531	3,037
Matches.....	<i>Gross</i>	52,250	12,609	1,250	300	200	48	53,700	12,957
Mats, Straw.....	<i>Pieces</i>	1,340	285	1,340	285
Medicines.....	<i>Value</i>	...	6,796	...	320	7,116
Milk, Condensed, in Tins...	<i>Dozens</i>	1,058	1,297	4	5	1,062	1,302
Mirrors.....	<i>Pieces</i>	16,192	1,286	16,192	1,286
Mushrooms.....	<i>Piculs</i>	18	1,238	1	69	19	1,307
Mussels, Dried.....	"	15	307	2	41	17	348
Needles.....	<i>Mille</i>	55,560	11,032	55,560	11,032
Oil, Kerosene, American.....	<i>Galls.</i>	827,290	144,912	45,900	8,262	2,240	403	1,000	180	876,430	153,757
" " Russian.....	"	512,010	92,161	90,270	16,249	281	51	1,300	234	603,861	108,695
" " Sumatra.....	"	17,750	3,195	1,000	180	18,750	3,375

a.—Table showing the Destinations of the various Goods forwarded under Transit Passes—*Cont^d*

DESCRIPTION OF GOODS.	Classifier of Quantity.	KIANGSI.		ANHWEI.		HUPEH.		FUHKIEN.		TOTAL.	
		Quantity.	Value.	Quantity.	Value.	Quantity.	Value.	Quantity.	Value.	Quantity.	Value.
<i>SUNDRIES, continued:—</i>											
Paper, 1st Quality.....	<i>Piculs</i>	17	680	17	680
Pepper, Black.....	"	580	15,370	41	1,086	621	16,456
Perfumery.....	<i>Value</i>	...	2,478	2,478
Prawns and Shrimps, Dried	<i>Piculs</i>	9	321	9	321
Putchuck.....	"	95	1,622	95	1,622
Raisins, Dried.....	"	99	1,079	3	29	102	1,108
Sandalwood.....	"	2,419	65,313	45	1,215	2,464	66,528
Sapanwood.....	"	65	295	2	9	67	304
Seaweed, Cut.....	"	575	1,897	271	894	52	172	898	2,963
" Long.....	"	27,550	63,365	753	1,731	1,120	2,576	29,423	67,672
Sharks Fins, Clarified.....	"	11	1,859	11	1,859
Shell-fish.....	"	65	1,615	2	28	67	1,643
Silk and Cotton Ribbons.....	<i>Value</i>	...	210	210
Soap.....	<i>Piculs</i>	778	5,155	2	6	780	5,161
Soda Ash.....	"	915	2,693	4	11	919	2,704
Sugar, Brown.....	"	483	2,512	541	2,813	743	3,863	1,767	9,188
" White.....	"	21,718	127,050	5,842	34,176	630	3,685	28,190	164,911
" Candy.....	"	858	6,608	137	1,054	1	8	996	7,670
Sulphuric Acid.....	"	190	660	190	660
Umbrellas.....	<i>Pieces</i>	18,466	5,540	18,466	5,540
Vermilion.....	<i>Piculs</i>	7	490	7	490
Wood, Laka.....	"	22	220	22	220
Worm Tablets, in Bottles.....	<i>Dozens</i>	1,644	1,289	1,644	1,289
Sundries, Unenumerated.....	<i>Value</i>	...	8,134	...	161	...	21	8,316
TOTAL.....	<i>Hk. Ts</i>	3,922,491		139,189		10,827		1,136		4,073,643	
<i>CHINESE COTTON GOODS *:</i>											
Shirtings, Grey.....	<i>Pieces</i>	200	720	20	72	220	792
" White.....	"	20	64	20	64
Sheetings.....	"	180	711	180	711
Cotton Yarn.....	<i>Piculs</i>	26,993	809,790	36	1,080	27,029	810,870
TOTAL.....	<i>Hk. Ts</i>	811,285		72		1,080		...		812,437	
GRAND TOTAL.....	<i>Hk. Ts</i>	4,733,776		139,261		11,907		1,136		4,886,080	

* Steam Factory products.

b.—Table showing the Provinces from which Native Goods were brought under Transit Passes during the Year 1902.

DESCRIPTION OF GOODS.	Classifier of Quantity.	KIANGSI.	
		Quantity.	Value.
Chestnuts, Water.....	<i>Piculs</i>	2,300	1,840
Lotus-nuts.....	"	49	809
Timber, Planks, Soft-wood.....	<i>Pieces</i>	11,000	1,320
Wood, Coffin.....	"	100	60
TOTAL.....	<i>Hk. Ts</i>	4,029	

c.—Table showing the Number of Passes issued for, and the Amount of Duties collected on, Foreign Goods forwarded to the Interior under Transit Passes, as divided between the various Nationalities, during the Year 1902.

QUARTER.	BRITISH.		GERMAN.		RUSSIAN.		CHINESE.		TOTAL.	
	No. of Passes.	Transit Dues.	No. of Passes.	Transit Dues.	No. of Passes.	Transit Dues.	No. of Passes.	Transit Dues.	No. of Passes.	Transit Dues.
	<i>Hk. Tā m.c.c.</i>		<i>Hk. Tā m.c.c.</i>		<i>Hk. Tā m.c.c.</i>		<i>Hk. Tā m.c.c.</i>		<i>Hk. Tā m.c.c.</i>	
1st quarter.....	54	27.8.8.5	104	48.1.5.0	1	20.6.0.5	9,746	19,822.4.1.7	9,905	19,919.0.5.7
2nd „	41	54.4.4.4	66	32.8.5.0	10,810	18,727.4.8.6	10,917	18,814.7.8.0
3rd „	12	40.7.5.7	6,846	12,909.4.5.4	6,858	12,950.2.1.1
4th „	2	3.6.9.3	1	11.7.0.0	5,275	11,337.7.9.8	5,278	11,353.1.9.1
TOTAL.....	109	126.7.7.9	171	92.7.0.0	1	20.6.0.5	32,677	62,797.1.5.5	32,958	63,037.2.3.9

d.—Table showing the Number of Passes surrendered for, and the Amount of Duties collected on, Native Goods brought from the Interior under Transit Passes, as divided between the various Nationalities, during the Year 1902.

QUARTER.	AMERICAN.	
	No. of Passes.	Transit Dues.
	<i>Hk. Tā m.c.c.</i>	
1st quarter.....	1	12.1.5.3
2nd „	9	47.0.5.0
3rd „
4th „	2	12.0.0.0
TOTAL.....	12	71.2.0.3

TABLE No. VII.—DUTIES.

a.—Duties paid under each Flag, for the Year ended 31st December 1902.

FLAG.	IMPORT.	EXPORT.	COAST TRADE.	TONNAGE.	TRANSIT.	OPIUM LIKIN.	TOTAL.
	<i>Hk. Ts. m. c. c.</i>	<i>Hk. Ts. m. c. c.</i>	<i>Hk. Ts. m. c. c.</i>	<i>Hk. Ts. m. c. c.</i>	<i>Hk. Ts. m. c. c.</i>	<i>Hk. Ts. m. c. c.</i>	<i>Hk. Ts. m. c. c.</i>
British.....	9,111.3.6.1	325,077.7.4.2	3,316.9.0.8	...	126.7.7.9	100,896.2.0.0	438,528.9.9.0
American.....	71.2.0.3	...	71.2.0.3
German.....	666.5.6.7	21,897.0.9.5	131.8.8.0	...	92.7.0.0	...	32,788.2.4.2
Norwegian.....	268.6.5.0	3,722.5.2.6	3,991.1.7.6
Russian.....	280.0.0.0	2,982.8.9.4	20.6.0.5	...	3,283.4.9.9
Japanese.....	3.1.2.0	8,784.5.9.0	24.7.1.0	8,812.4.2.0
Chinese.....	344.1.5.2	151,939.1.1.0	2,215.8.2.3	475.1.0.0	62,797.1.5.5	42,032.8.0.0	259,804.1.4.0
On Opium.....	53,661.8.0.0	53,661.8.0.0
TOTAL.....	64,335.6.5.0	514,403.9.5.7	5,689.3.2.1	475.1.0.0	63,108.4.4.2	142,929.0.0.0	790,941.4.7.0*

* No Drawbacks marked for cash payment during the year, to be deducted from this total.....*Hk. Ts. Nil.*

b.—Comparative Table of Duties collected, for the Years 1893 to 1902.

YEARS.	IMPORT (exclusive of Opium).	EXPORT (exclusive of Opium).	COAST TRADE (exclusive of Opium).	OPIUM (Import, Export, and Coast Trade).	TONNAGE.	TRANSIT.	OPIUM LIKIN.	TOTAL.
	<i>Hk. Ts. m. c. c.</i>	<i>Hk. Ts. m. c. c.</i>	<i>Hk. Ts. m. c. c.</i>	<i>Hk. Ts. m. c. c.</i>	<i>Hk. Ts. m. c. c.</i>	<i>Hk. Ts. m. c. c.</i>	<i>Hk. Ts. m. c. c.</i>	<i>Hk. Ts. m. c. c.</i>
1893.....	398.1.9.6	604,823.3.0.3	27,293.6.6.1	98,028.0.0.0	452.0.0.0	34,344.9.4.9	261,408.0.0.0	1,026,748.1.0.9
1894.....	157.2.9.6	597,921.8.3.9	17,905.6.5.3	96,618.0.0.0	225.5.0.0	30,779.5.8.1	257,648.0.0.0	1,001,255.8.6.9
1895.....	327.6.9.0	711,273.4.0.8	7,795.1.0.4	86,496.0.0.0	533.5.0.0	39,397.1.0.6	230,656.0.0.0	1,076,478.8.0.8
1896.....	124.4.2.9	629,416.2.9.4	27,807.0.4.5	79,282.5.0.0	385.3.0.0	49,453.1.2.1	211,420.0.0.0	997,888.6.8.9
1897.....	69.0.5.5	561,600.2.3.1	29,615.4.1.7	74,513.8.8.8	1,364.6.0.0	55,989.1.4.3	198,698.4.0.0	921,850.7.3.4
1898.....	149.4.5.5	616,954.1.7.8	35,074.2.2.8	67,113.0.0.0	839.0.0.0	60,536.8.7.6	178,968.0.0.0	959,634.7.3.7
1899.....	4,990.6.5.1	643,574.9.5.6	5,011.2.6.3	77,636.6.0.0	1,319.3.0.0	71,078.0.4.2	206,641.6.0.0	1,010,252.4.1.2*
1900.....	6,090.9.3.3	564,538.5.5.8	5,679.2.7.5	66,687.0.0.0	1,040.8.0.0	58,313.3.0.6	177,832.0.0.0	880,181.8.7.2
1901.....	8,726.7.0.6	499,912.3.4.6	4,762.6.0.2	63,594.5.6.0	2,786.0.0.0	79,115.2.5.1	169,304.0.0.0	828,201.4.6.5
1902.....	10,673.8.5.0	514,403.9.5.7	5,689.3.2.1	53,661.8.0.0	475.1.0.0	63,108.4.4.2	142,929.0.0.0	790,941.4.7.0

* Gross receipts, the deficit in the Yangtze Coast Trade Deposit Account, amounting to *Hk. Ts. 22,616.3.1.9*, not having been deducted.

B.—SPECIAL TABLES.

TABLE No. I.—IMPORT TRADE.

Comparative Table of the principal Articles of Import, for the Years 1893 to 1902.

DESCRIPTION OF GOODS.	Classifier of Quantity.	1893.	1894.	1895.	1896.	1897.	1898.	1899.	1900.	1901.	1902.
OPICUM:—											
Malwa.....	Piculs	3,246	3,199	2,871	2,630	2,464	2,216	2,565	2,215	2,106	1,732
Patna.....	"	22	22	13	12	19	22	16	8	11	47
Benares.....	"	1
Persian.....	"	1	1	1	6
COTTON GOODS:—											
Shirtings, Grey.....	Pieces	155,996	115,560	144,026	184,616	193,325	178,638	175,380	118,568	147,086	123,477
" White.....	"	48,934	49,170	54,457	70,990	78,337	80,997	79,220	68,527	86,930	91,594
" Dyed, Figured, Bro- caded, & Spotted.....	"	2,703	1,899	2,419	2,227	2,157	1,745	1,640	1,094	1,718	1,642
T-Cloths.....	"	28,164	15,490	19,973	27,955	28,704	27,162	30,710	18,520	17,971	17,240
Drills.....	"	3,840	4,215	4,816	7,135	9,820	9,220	11,760	12,895	13,390	11,865
Sheetings.....	"	26,360	23,928	26,443	59,177	58,608	69,516	86,008	53,249	60,472	46,112
Chintzes and Prints.....	"	20,355	13,669	13,843	18,220	24,245	20,204	18,961	13,055	15,474	14,828
Turkey Red Cottons.....	"	22,689	11,772	10,758	13,203	14,477	13,615	12,452	10,728	12,129	9,893
Cotton Lastings.....	"	10,338	6,806	10,193	7,513	13,341	14,496	15,000	11,873	16,669	15,746
" Italians.....	"	7,259	8,658	10,776	16,911	15,916	24,156	26,995
" Crimps.....	"	3,280	3,509	5,476	4,453	2,923	1,061	460	790
Velvets and Velveteens.....	"	2,675	2,231	2,867	2,598	2,870	2,234	2,632	2,312	2,328	2,516
Handkerchiefs.....	Dozens	22,318	19,070	33,637	40,739	48,306	35,587	29,588	19,786	20,412	24,264
Cotton Spanish Stripes and Cotton Flannel.....	Pieces	5,419	3,585	2,604	5,741	7,688	7,608	9,926	7,696	14,687	14,189
" Yarn, English.....	Piculs	789	1,210	1,956	1,194	1,250	1,291	1,083	451	159	689
" " Indian.....	"	24,474	31,148	45,463	58,561	52,381	46,058	49,127	43,045	87,033	106,067
" " Japanese.....	"	3,328	1,333	11,788	32,060	51,881	39,023	14,647	4,939
CHINESE COTTON GOODS*:—											
Cotton Yarn, Shanghai.....	Piculs	2,310	2,910	14,271	35,356	41,518	30,429	31,229	26,078
" " Hankow.....	"	315	60	301	60	300
WOOLLEN GOODS:—											
Camlets, English.....	Pieces	6,680	4,439	4,630	5,200	5,170	4,040	4,100	3,771	2,730	3,630
Lastings, Plain and Figured.....	"	3,780	3,106	2,700	2,610	2,760	1,942	1,480	1,296	1,060	684
Long Ells.....	"	7,025	5,265	6,020	7,401	6,705	6,080	5,715	4,670	5,835	4,832
Spanish Stripes.....	"	4,000	2,964	3,402	4,187	3,738	3,317	2,172	1,896	2,544	2,058
Cloth, Broad, Medium, etc.....	"	916	714	792	1,032	1,224	1,026	792	424	798	773
Lustres, Crape and Figured.....	"	...	102	649	530	460	690	1,010	387	410	230
Italian Cloth.....	"	2,100	2,553	1,980	1,848	2,418	2,043	460	280	238	1,624
Woolen Yarn.....	Piculs	80	100	113	139	183	140	159	155	208	158
METALS:—											
Iron, Nail-rod and Bar.....	Piculs	5,440	6,564	8,351	8,072	6,925	7,496	4,446	705	2,489	2,145
" Wire.....	"	1,747	2,513	3,960	4,573	5,391	7,325	7,872	4,326	6,371	5,706
" Old.....	"	7,478	6,863	9,616	10,899	12,438	11,219	11,339	6,262	8,789	7,499
Tin, in Slabs.....	"	962	2,380	1,808	1,298	1,354	1,168	617	1,520	2,022	1,111
Lead, in Pigs.....	"	13,740	12,561	14,865	13,286	13,460	8,127	12,165	10,655	12,687	9,132
Steel Plate Cuttings.....	"	3,010	3,892	7,171	10,558	13,289	15,094	15,460	10,003	13,496	11,507
SUNDRIES:—											
Bicho de Mar, Black and White.....	Piculs	478	407	311	476	555	426	528	296	506	938
Birds Nests.....	"	19	19	23	24	27	23	22	17	16	17
Braid, Llama.....	Gross Value, Hk. Pk.	55,300	61,548	59,479	60,210	48,743	35,983	45,654	36,976	46,185	45,684
Dyes, Aniline.....	"	21,345	21,561	26,831	32,036	33,439	41,205	48,623	36,902	53,474	52,020
Fans, Palm-leaf, Trimmed.....	Pieces	464,597	427,888	273,576	388,505	410,668	556,799	380,185	192,949	239,290	226,582
" Untrimmed.....	"	1,208,440	505,650	776,362	1,471,935	2,500,998	2,711,275	2,420,702	1,566,439	1,740,482	1,890,156
Ginseng, American, Clarified.....	Piculs	63	51	75	69	71	96	82	51	70	34
Glass, Window.....	Boxes	2,968	2,875	3,088	3,744	4,160	3,482	3,198	2,449	2,727	3,855

* Steam Factory products.

Comparative Table of the principal Articles of Import—Cont^d

DESCRIPTION OF GOODS.	Classifier of Quantity.	1893.	1894.	1895.	1896.	1897.	1898.	1899.	1900.	1901.	1902.
SUNDRIES, continued:—											
Matches, European.....	Gross	31,260	34,920	60,005	22,221	48,120	21,729	57,100	65,910	10,540	4,900
" Japan.....	"	"	"	"	51,550	52,225	97,290	117,530	54,155	107,645	75,785
Mushrooms.....	Piculs	475	367	436	578	522	333	338	159	172	300
Needles.....	Mills	57,055	63,300	59,900	60,750	78,277	82,060	79,270	49,450	72,630	69,268
Oil, Kerosene, American.....	Galls.	2,315,490	1,537,850	1,184,904	1,542,626	2,162,532	2,302,920	1,937,826	1,183,810	1,652,280	1,384,020
" Russian.....	"	11,700	43,900	189,000	613,300	725,718	513,500	926,900	1,173,420	1,307,020	1,241,870
" Sumatra.....	"	"	"	"	"	"	200,600	7,500	37,800	85,500	219,300
Pepper, Black and White.....	Piculs	3,634	4,746	3,739	5,174	2,695	1,902	2,217	2,024	2,334	1,508
Sandalwood.....	"	3,955	3,190	3,604	3,386	3,941	3,081	3,386	2,041	3,538	6,028
Sapanwood.....	"	217	360	404	264	359	173	"	117	361	167
Seaweed, Cut and Long.....	"	53,303	64,838	54,227	57,667	65,343	55,081	61,292	52,585	68,094	68,119
Shell-fish.....	"	241	274	225	276	241	205	215	190	203	128
Sugar, Brown.....	"	4,826	12,931	19,787	10,625	14,352	6,648	25,725	22,825	28,353	28,616
" White.....	"	"	"	"	"	"	"	"	"	"	"
" Refined.....	"	8,763	35,715	36,328	21,138	23,183	2,687	17,207	9,933	8,891	32,979
" Candy.....	"	271	607	937	671	286	25,780	37,662	41,867	74,006	54,697
Tea Dust, Ceylon.....	"	"	"	"	"	"	87	3,179	4,099	5,227	5,978
Umbrellas, Cotton.....	Pieces	52,438	53,160	51,732	63,186	64,972	58,188	61,817	45,360	55,272	57,395

TABLE No. 2.—EXPORT TRADE.

Comparative Table of the principal Articles of Export, for the Years 1893 to 1902.

DESCRIPTION OF GOODS.	Classifier of Quantity.	1893.	1894.	1895.	1896.	1897.	1898.	1899.	1900.	1901.	1902.
Bamboo Shoots, Dried.....	Piculs	259	379	202	336	217	201	130	40	174	118
Beans and Peas.....	"	9,612	3,577	25,023	12,816	10,568	69,280	179,758	288,427	52,035	88,329
China-root.....	"	3,734	3,289	3,587	3,681	2,981	2,728	4,286	2,739	4,258	4,472
China-ware.....	"	33,593	38,989	34,625	46,315	49,274	48,646	53,567	28,036	25,423	54,513
Fans, Paper.....	Pieces	182,000	125,400	"	220,600	153,000	15,000	58,100	18,550	60,000	443,950
Grasscloth.....	Piculs	7,270	7,439	8,981	11,522	11,848	8,487	8,727	11,191	9,446	9,588
Ground-nuts.....	"	1,087	2,677	1,323	650	5,615	15,444	17,159	7,215	4,973	3,793
Hemp.....	"	42,913	43,646	37,039	46,645	48,925	57,400	70,156	80,379	97,687	87,009
Indigo, Liquid.....	"	14,594	21,282	14,519	28,627	23,512	33,488	66,632	53,886	27,866	23,752
Lotus-nuts.....	"	920	504	786	818	696	1,297	1,039	1,298	1,382	517
Mats, Bamboo.....	Pieces	156,407	150,948	159,579	182,429	176,062	168,932	235,616	209,838	213,469	281,294
Medicines.....	Value, Hk. Pz.	2,491	2,683	2,432	4,233	2,557	5,018	5,678	3,520	4,580	5,657
Paper.....	Piculs	113,092	103,111	85,139	130,004	116,974	161,142	117,518	75,875	100,165	156,368
Rice.....	"	7,883	796	2,358	1,598	9,839	28,200	410	263	"	"
Seed, Melon.....	"	916	13	7,878	11,810	9,319	21,030	17,983	8,510	7,934	9,769
" Sesamum.....	"	"	407	5,917	4,259	9,941	42,416	56,786	88,415	23,603	58,046
Tallow, Vegetable.....	"	5,489	8,711	9,644	4,594	8,887	7,099	10,749	6,997	10,453	14,853
Tea, Black.....	"	139,903	137,356	178,200	141,928	117,394	121,985	131,145	123,211	102,491	118,281
" Green.....	"	43,173	41,586	53,424	38,793	38,734	40,300	40,901	35,997	28,173	35,790
" Dust.....	"	1,292	3,345	198	187	112	300	1,686	2	34	2,775
" Leaf.....	"	1,050	1,307	1,771	2,207	661	635	1,524	4,713	3,114	4,959
" Brick, Black.....	"	29,030	21,775	25,915	41,194	32,839	33,831	43,352	51,067	28,924	39,401
" Green.....	"	"	"	"	"	548	"	"	"	"	"
" Tablet.....	"	4,909	5,749	6,547	6,058	2,449	3,632	1,130	1,008	2,018	2,459
" Log.....	"	"	"	"	"	"	"	"	"	2,834	3,020
" Seed.....	"	"	"	"	"	175	117	181	154	9	258
Tobacco, Leaf.....	"	66,364	61,486	44,905	59,360	76,895	126,678	70,385	82,489	107,733	87,276
" Prepared.....	"	2,136	2,642	3,079	2,755	3,336	3,588	4,395	3,665	4,418	6,283
" Stalk.....	"	2,488	1,781	2,037	3,448	3,591	3,697	3,155	1,345	3,178	2,744
Wheat.....	"	9,120	"	"	"	"	394	16,722	14,031	926	"

TABLE No. 3.—VALUE OF TRADE.

Comparative Table of the Value of the Trade, for the Years 1893 to 1902.

YEARS.	IMPORTS FROM		EXPORTS TO		TOTAL IMPORTS AND EXPORTS.	RE- EXPORTS.	TREASURE AND COPPER CASH.		TRANSIT TRADE.	
	Foreign Countries.	Native Ports.	Foreign Countries.	Native Ports.			Imported.	Exported.	Inwards.	Outwards.
	Hk. \$s.	Hk. \$s.	Hk. \$s.	Hk. \$s.	Hk. \$s.	Hk. \$s.	Hk. \$s.	Hk. \$s.	Hk. \$s.	Hk. \$s.
1893.....	1,250	4,915,898	...	6,429,035	11,346,183	8,768	2,033,307	322,595	1,527,320	...
1894.....	2,500	4,920,375	...	6,705,479	11,628,354	10,878	4,009,363	230,298	1,364,627	...
1895.....	7,500	5,197,147	...	9,032,999	14,237,646	5,292	3,834,943	236,544	1,813,890	...
1896.....	7,878	6,650,004	...	7,605,123	14,263,005	12,902	1,579,446	405,065	2,759,973	...
1897.....	5,800	7,793,732	...	7,080,576	14,880,108	14,545	1,615,751	1,609,226	3,467,810	...
1898.....	17,300	8,875,449	...	8,627,640	17,520,389	9,837	1,805,844	1,262,800	3,079,903	...
1899.....	12,230	9,513,009	...	9,054,108	18,579,347	16,406	1,659,204	1,035,400	4,244,017	34,097
1900.....	9,350	8,348,667	...	8,019,161	16,377,178	20,631	1,275,336	2,044,449	3,624,240	36,085
1901.....	19,920	9,798,237	...	7,058,652	16,876,809	13,598	1,053,868	2,455,330	4,994,146	3,368
1902.....	15,200	10,502,276	117,401	9,307,549	19,942,426	25,883	1,189,094	2,217,280	4,073,643	4,029

TABLE No. 4.—SHIPPING.

Comparative Table of Shipping, for the Years 1893 to 1902.

a.—Under General Regulations.

YEARS.	ENTERED INWARDS.						CLEARED OUTWARDS.					
	STEAMERS.		SAILING VESSELS.		TOTAL.		STEAMERS.		SAILING VESSELS.		TOTAL.	
	No.	Tons.	No.	Tons.	No.	Tons.	No.	Tons.	No.	Tons.	No.	Tons.
1893.....	1,137	1,191,704	25	5,621	1,162	1,197,325	1,137	1,191,704	58	6,488	1,195	1,198,192
1894.....	1,156	1,189,285	45	9,772	1,201	1,199,057	1,156	1,189,285	89	10,972	1,245	1,200,257
1895.....	1,078	1,154,921	45	11,089	1,123	1,166,010	1,078	1,154,921	66	11,637	1,144	1,166,558
1896.....	1,112	1,236,926	53	12,983	1,165	1,249,909	1,112	1,236,926	94	14,096	1,206	1,251,022
1897.....	1,088	1,308,258	59	16,971	1,147	1,325,229	1,088	1,308,258	104	18,793	1,192	1,327,051
1898.....	1,220	1,369,390	69	19,498	1,289	1,388,888	1,220	1,369,390	110	20,927	1,330	1,390,317
1899.....	1,244	1,403,407	64	17,970	1,308	1,421,377	1,244	1,403,407	88	18,976	1,332	1,422,382
1900.....	1,458	1,696,757	54	14,826	1,512	1,711,583	1,458	1,696,757	109	15,170	1,567	1,711,927
1901.....	1,584	1,943,116	68	17,608	1,652	1,960,724	1,584	1,943,116	128	19,008	1,712	1,962,124
1902.....	1,676	2,101,904	52	14,436	1,728	2,116,340	1,676	2,101,904	79	13,875	1,755	2,115,779

b.—Under Inland Steam Navigation Rules.

YEARS.	ENTERED INWARDS.		CLEARED OUTWARDS.		TOTAL ENTERED AND CLEARED.	
	No.	Tons.	No.	Tons.	No.	Tons.
1893-97.....
1898.....	144	1,953	144	1,945	288	3,898
1899.....	376	11,271	373	11,165	749	22,436
1900.....	399	10,835	399	10,835	798	21,670
1901.....	447	13,482	445	13,364	892	26,846
1902.....	451	12,406	451	12,464	902	24,870

TABLE No. 5.—TREASURE.

Treasure Imported and Exported during the Year 1902.

COUNTRIES FROM WHICH IMPORTED AND TO WHICH EXPORTED.	IMPORTS.					EXPORTS.				
	GOLD.		SILVER.		COPPER CASH.	GOLD.		SILVER.		COPPER CASH.
	In Bars.	In Bars.	In Sycee.	In Dollars.		In Bars.	In Bars.	In Sycee.	In Dollars.	
<i>Hk. Ts.</i>	<i>Hk. Ts.</i>	<i>Hk. Ts.</i>	<i>Hk. Ts.</i>	<i>Hk. Ts.</i>	<i>Hk. Ts.</i>	<i>Hk. Ts.</i>	<i>Hk. Ts.</i>	<i>Hk. Ts.</i>	<i>Hk. Ts.</i>	
1. FOREIGN COUNTRIES.....
TOTAL: 1. FOREIGN COUNTRIES
2. CHINA:—										
Shanghai.....	255,900	10,000	557,410	990,120	...
Chinkiang.....	19,500	36,015	6,800	6,200	...
Nanking.....	19,900
Wuhu.....	20,700	6,000	14,200	...
Hankow.....	824,599	22,380	586,500	30,150	...
TOTAL: 2. CHINA.....	1,120,699	68,395	1,176,610	1,040,670	...
TOTAL: 1 and 2. FOREIGN COUNTRIES AND CHINA.....	1,120,699	68,395	1,176,610	1,040,670	...
GRAND TOTAL.....	1,189,094	2,217,280

TABLE No. 6.—PASSENGER TRAFFIC.

Passenger Traffic during the Year 1902.

PASSENGERS TO					PASSENGERS FROM			
STEAMERS.		SAILING VESSELS.			STEAMERS.		SAILING VESSELS.	
Foreigners.	Natives.	Foreigners.	Natives.		Foreigners.	Natives.	Foreigners.	Natives.
247	16,696	Shanghai and Stations...	460	17,100
334	22,656	Hankow.....	407	18,097
56	11,686	Poyang Lake.....	60	9,960
637	51,038	TOTAL.....	927	45,157

TABLE No. 7.—TEA.

Export of Tea during the Year 1902.

DESTINATION.	BLACK.		GREEN.		BRICK, BLACK.		TABLET.		SUNDRY.		TOTAL.	
	Quantity.	Value.	Quantity.	Value.	Quantity.	Value.	Quantity.	Value.	Quantity.	Value.	Quantity.	Value.
	<i>Piculs.</i>	<i>Hk. Ts.</i>	<i>Piculs.</i>	<i>Hk. Ts.</i>	<i>Piculs.</i>	<i>Hk. Ts.</i>	<i>Piculs.</i>	<i>Hk. Ts.</i>	<i>Piculs.</i>	<i>Hk. Ts.</i>	<i>Piculs.</i>	<i>Hk. Ts.</i>
TO FOREIGN COUNTRIES:—												
Vladivostok	4,220	47,880	4,220	47,880
Nicolaievsk	7,566	69,521	7,566	69,521
TOTAL	11,786	117,401	11,786	117,401
TO CHINESE PORTS:—												
Hankow	101,597	2,024,666	4,704	27,441	106,301	2,052,107
Shanghai	16,684	301,501	35,790	1,321,832	27,615	272,118	2,459	29,508	6,308	31,987	88,856	1,956,946
TOTAL	118,281	2,326,167	35,790	1,321,832	27,615	272,118	2,459	29,508	11,012	59,428	195,157	4,009,053
GRAND TOTAL	118,281	2,326,167	35,790	1,321,832	39,401	389,519	2,459	29,508	11,012	59,428	206,943	4,126,454

WUHU TRADE REPORT, FOR THE YEAR 1902.

1°. LOCAL.—From a commercial standpoint the year opened unfavourably. The effects of the disastrous flood of 1901 were everywhere apparent. A vast area of land on the north side of the river was still submerged, thousands of refugees from that district remained encamped upon the hills surrounding Wuhu; destitution was widespread and the distress was accentuated by the cold and inclement weather during January and February, temporarily stopping relief work on the roads and dikes and, combined with starvation, resulting in a heavy mortality. The merchants and wealthy classes responded well to the call for relief. The bankers and the owners of cash shops and Rice hong's, by combined subscription, distributed over 10,000 piculs of Rice during January; the soup kitchen, supported by local and Treaty-port subscriptions and managed by Miss MITCHELL, continued until March to give food to thousands of women and children daily, and the officials also distributed somewhat indiscriminate gifts of small silver. The advent of spring called many of the refugees back to their farms; but it was not till May that the last of them had returned to their old homes and affairs had assumed a normal aspect. The export of Rice during the first six months amounted only to some 615,000 piculs, a quantity less than one-quarter of the usual export for the same period in ordinary years. Under these conditions it was inevitable that local trade generally should suffer, and that the Revenue for the first half-year should be one of the lowest on record; it was, in fact, nearly 50 per cent. less than the average half-year collection of the last 10 years. From June onward trade improved, an abundant crop of Rape and Wheat and a very favourable prospect for the Rice crop having restored confidence. In fact, the very flood which rendered so many thousands destitute and homeless promised—by depositing a heavy layer of rich river mud on all submerged areas,—weather conditions being also favourable, an abundant crop of Rice and renewed prosperity for the sufferers of the year before. The Rice crop, harvested during August and September, in the districts lying near the river came fully up to expectations, being at least an eight-tenths one, and, the mainstay of Wuhu commerce being thus assured, business became active in every branch, except Opium, during the last four months; and, although the general prosperity was marred by a poor Rice crop farther inland in the northern section of the province, where it was affected by drought, the year culminated in a Revenue exceeded only twice in the annals of the port. Cholera was epidemic during the hot months throughout the province, and, indeed, carried off or temporarily disabled so many people that it was only with difficulty labour to harvest the heavy Rice crop could be procured. The disease was especially virulent in Wuhu, two of the Customs Foreign staff succumbing to the infection.

2°. REVENUE.—The collection for the year—*Hk.Tts.* 743,912—has been exceeded only in 1899 (*Hk.Tts.* 953,726) and 1900 (*Hk.Tts.* 894,126), the deficit of the year being principally due to the decreased importation of Foreign Opium. Deducting, for the sake of comparison, the Revenue derived from this drug, we find a collection for 1899 (our best year) of *Hk.Tts.* 602,650; for 1900, of *Hk.Tts.* 624,356; and for the present year, of *Hk.Tts.* 598,116—a Revenue which may, in view of the floods of 1901 and the consequent stagnation in the Export trade during the first half of 1902, be taken as highly satisfactory, especially when it is considered that there are probably 3,000,000 piculs of grain yet available for export. The Revenue from

Imports (*Hk.Tts* 6,291) and from Transit (*Hk.Tts* 39,767) is in excess of any previous year; Coast Trade Duties (*Hk.Tts* 25,957) have only been exceeded once; whilst Export Duties (*Hk.Tts* 521,536), owing to the splendid harvests of the year, are, notwithstanding the destruction of the bulk of the previous year's Rice crop, only some 8 per cent. less than the "record" collection of 1900.

3°. FOREIGN TRADE.—(a.) *Imports*.—Goods of Foreign origin arriving direct from Foreign countries or transhipped at Shanghai and paying Import Duties here aggregated a value of *Hk.Tts* 151,855, against *Hk.Tts* 90,254 the previous year. The chief contributors to this value being: Bags of various kinds for packing Rice, 1,659,710 pieces (valued at *Hk.Tts* 122,309); Palm-leaf Fans, 893,510 pieces (*Hk.Tts* 7,589); Sugar, 833 piculs (*Hk.Tts* 4,699),—from Hongkong; and Seaweed and Agar-agar, 966 piculs (*Hk.Tts* 2,895); and Matches, 20,000 gross (*Hk.Tts* 5,758),—from Japan.

(b.) *Exports*.—To the inconsiderable net value of Native produce exported abroad—*Hk.Tts* 13,555—Beans (2,484 piculs, *Hk.Tts* 5,217), Medicines (*Hk.Tts* 1,101), Paper (296 piculs, *Hk.Tts* 4,292), and Dried Prawns (233 piculs, *Hk.Tts* 2,214) were the chief contributors.

(c.) *Re-exports*.—*Nil*.

4°. COAST TRADE.—(a.) *Original Shipments Coastwise*.—During the first half of the year the exportation of Rice was necessarily unimportant, but after the abundant harvest in August and September, export became active and a profitable market in Swatow and Canton led to continued heavy shipments until November, so many as 22 ocean steamers loading in port at one time. Early in November the provincial authorities increased the Export Likin on Rice by 1 mace per *shih* (150 catties), and this impost, combined with less favourable markets in the South, checked the export, which, under normal conditions, would have exceeded the record of 1900. A later addition of $4\frac{1}{10}$ candareens per *shih* to the Export Likin on Rice, and a levy of $7\frac{1}{2}$ candareens per picul on Beans, Rape Seed, Wheat, Sesamum Seed, Indian Corn, and Ground-nuts in December, tended still further to restrict Exports, and, probably, to the injury instead of the benefit of the provincial treasury. The total export of Rice—4,302,049 piculs—included only 30,514 piculs of Duty-free Rice for Government purposes. Of the balance, Canton took 2,022,856 piculs; Swatow, 1,980,915 piculs; Amoy, 105,813 piculs; Shanghai, 90,253 piculs; Ningpo, 31,302 piculs; Chefoo, 19,370 piculs; Foochow, 9,859 piculs; and Tientsin and Newchwang, 10,739 and 428 piculs respectively. The Foochow and Amoy markets, once important, are now chiefly supplied from Cochin China. The value of first-quality Rice rose from *Tts* 3.15 per bag of 140 catties at the beginning of the year to *Tts* 3.90 in May and June, fell to *Tts* 2.79 after the harvest, rose again to some *Tts* 3.60 in October, and at the end of the year had receded to *Tts* 2.85. Wheat follows Rice in the value of the export—324,169 piculs,—a quantity nearly double the largest previous record. Rape Seed was exported to the extent of 162,715 piculs, not as much as during the previous year, but enough to maintain its place as an important item in our Export trade. The other principal Exports in the order of their value are: Feathers, 19,833 piculs; Raw Silk, 353 piculs; Paper, 3,506 piculs; Hides, 5,930 piculs; Beans, 25,570 piculs; Ground-nuts, 19,175 piculs; Raw Cotton, 3,977 piculs; Refuse Silk, 1,089 piculs; Flour, 13,698 piculs; Hemp, 5,499 piculs; Medicines, *Hk.Tts* 35,753; and Paddy (prohibited after 27th September), 32,131 piculs. The 15 articles enumerated contributed *Hk.Tts* 10,760,658, or over 98 per cent. of the total value of the Export trade. Raw Silk, which until 1900 held second place, has fallen to fifth. As Refuse Silk has been exported in quantities comparing favourably with shipments in former years, it is probable that the superior product finds a more convenient outlet *vid* Nanking. Silk Piece Goods, once so important an

Export, have disappeared from our list; and the value of Silk of all kinds (*Hk.Tts.* 159,545), which represented 26 per cent. of the total value of Exports in 1893, 20 per cent. in 1894, and 36 per cent. in 1895 (a poor Rice-export year), now contributes only 1½ per cent. to the total. The export of Flour from the Wuhu Flour mill has increased by nearly 4,000 piculs over the previous record of 1901; and, as the 13,698 piculs exported represent merely the surplus after district demands have been satisfied, it would point to a satisfactory condition of a local industry. The export of Egg products has again decreased, only 70 piculs of Preserved Albumen and 469 piculs of Yolk being shipped by the one firm still open.

(b.) *Reshipments Coastwise.*—The only items of importance under this heading were Native Cloth, 39 piculs; Grasscloth, 160 piculs; Yellow Raw Silk, 7 piculs; and Unenumerated Sundries, valued at *Hk.Tts.* 2,486.

(c.) *Coastwise Arrivals.*—The importation of Opium fell to 1,325 piculs, against 1,980 piculs in 1901, 2,453 piculs in 1900, and 3,192 piculs in 1899. From the Revenue standpoint the yearly diminishing importation of Foreign Opium may be regrettable; but, on the other hand, it is satisfactory to think that the money saved to the country, through the replacing of Foreign by Native Opium, helps to increase the volume of trade in other directions and contributes, under other categories, to the Customs receipts. If we deduct the value of Opium (a disappearing factor) and the value of Bags (an article imported in large or small quantities, according to the crop of cereals), the net value of Foreign Imports (*Hk.Tts.* 4,735,017) exceeds that of the previous year by nearly *Hk.Tts.* 500,000 and that of 1900 by about *Hk.Tts.* 900,000. Leaving Opium out of the question, the value of the Import trade in Foreign goods was the highest on record; but this was partly due, of course, to an increase in values of all Foreign goods through the serious fall in exchange. In Piece Goods the demand for Grey Shirtings, T-Cloths, and English Sheetings is decreasing; but for White Shirtings, English Drills, Cotton Lastings and Italians, and American Sheetings, increasing. The growing demand for American Sheetings is very marked—20,625 pieces being imported during the year under review, against 3,965 pieces in 1901, 2,000 pieces in 1900, 1,340 pieces in 1899, and 1,160 pieces in 1898, when they first appeared in noticeable quantity. The importation of Foreign Sugar (154,414 piculs) has increased nearly 30 per cent. over the previous record (1901); and the combined importation of Foreign and Native Sugar (233,950 piculs) is the highest ever made, the only near approach to these figures being in 1899, when 223,221 piculs entered the port. A considerable decrease in Kerosene Oil is shown, due probably to a serious advance in price during the year. The total value of Native Imports for 1902 amounted to *Hk.Tts.* 1,951,698, against *Hk.Tts.* 1,921,697 in 1901 and *Hk.Tts.* 2,392,765 in 1900, the decrease from 1900 being chiefly attributable to the falling off in Cotton Yarn, which article, imported to the amount of 18,774 piculs in 1900 and 11,465 piculs in 1901, dropped to 5,629 piculs. The importation of Native Cloth, Medicines, and Lung-ngans increased; Native White Sugar, Grasscloth, and Gypsum showing a decrease. Foreign Sugar (Hongkong Refinery) is undoubtedly driving Native White Sugar out of demand.

5°. *INLAND TRANSIT.*—(a.) *Inwards.*—The fact that the value of the Inward Transit trade (*Hk.Tts.* 2,434,436) is well in excess of any previous year indicates an increasing appreciation of the advantages given by the Transit system. Amongst other important features may be noticed the increase over the two previous years in Grey Shirtings (43,914 pieces), White Shirtings (8,471 pieces), Cotton Prints (5,346 pieces), American Sheetings (6,160 pieces), Turkey Reds (3,329 pieces), and English Drills (2,995 pieces), amongst Cotton Piece Goods, which reached a total of 100,519 pieces (value, *Hk.Tts.* 371,330), against 59,696 pieces (value,

Hk.Tts. 202,222) in 1901; the large amount of Foreign Cotton Yarn (36,370 piculs, against only 17,899 piculs in 1901); and the increase in Long Ells, Llama Braid (10,600 boxes), Lung-ngans, and Sandalwood. Matches did not advance over the previous year's figures; and Kerosene Oil fell short by some 377,000 gallons of the movements during 1901. Brown Sugar (52,305 piculs) shows an increase of nearly 6,000 piculs compared with 1901, and White and Refined Sugar a decrease of some 5,000 piculs; but there is little more than *Hk.Tts.* 1,000 difference in the Sugar values of the two years. There were 2,726 Passes issued, against 2,301 during 1901.

(b.) *Outwards*.—One Pass was issued, for 396 piculs of Ground-nuts.

6°. *SHIPPING*.—The figures for 1902 show a great increase, both in number of vessels and in tonnage, compared with those of any previous year. Toward the aggregate tonnage entered—2,304,979 tons—the British flag contributed 50 per cent.; the German, 19 per cent.; the Chinese, 17 per cent.; the Japanese, 13 per cent.; and the Norwegian and Danish, 1 per cent. In 1901 the per-centages were: British, 52; German, 21; Chinese, 18; and Japanese, 9; and in 1900: British, 64; Chinese, 19; German, 11; and Japanese, 6. 24 specially constructed steamers—12 British (14,682 tons), 5 German (5,739 tons), 4 Chinese (5,859 tons), and 3 Japanese (4,387 tons), with a total of 30,667 tons—ply the river regularly. These were cleared 1,663 times, and account for 92 per cent. of the steam tonnage cleared, the remaining 8 per cent. being furnished by 171 clearances of ocean steamers loaded with cereals. It is current rumour that a French line of river boats, subsidised by their Government, will shortly be placed upon the Yangtze. It may be that reliance upon subsidies makes possible the establishment of steamer lines which would not be started on a purely commercial basis; but if the present and prospective profit of the Yangtze trade is so great as to lead to the establishment of new lines, it would seem reasonable to suppose that the old-established lines might profitably add new steamers to their fleets, which they have not done for many years. Two commodious hulks arrived during the year, to replace the inadequate and dilapidated vessels of the Osaka line and Messrs. GEO. MCBAIN. Steam-launches—under Inland Steam Navigation Rules—carrying or towing passengers have run to Tatung, Anking, Lu-chou-fu, and, for a short time, to Ning-kuo-fu.

7°. *PASSENGER TRAFFIC*.—So much illicit profit is made by compradors on river steamers from unreported passengers that statistics under this head are admittedly unreliable. Undoubtedly passengers are carried in increased numbers yearly, and even our figures show an increase of over 8 per cent. over those of 1901, a "record" year. Arrivals from down river numbered 22,373 Chinese and 35 Foreigners, and from up river, 27,305 Chinese and 28 Foreigners; departures down river, 22,222 Chinese and 114 Foreigners, and to up-river places, 31,679 Chinese and 63 Foreigners. Passengers to inland waters places under Inland Steam Navigation Rules were less than in 1901.

8°. *TREASURE*.—The value of Exports exceeded that of Imports by *Hk.Tts.* 2,806,906; yet the export of Treasure exceeded the import by nearly three-quarters of a million of taels. It has been suggested that this excess is attributable partly to remittances to Shanghai—the *entrepôt* for Yangtze trade—to pay for the Native Opium, chiefly Szechwan, which comes here by Native craft in considerable quantities. The obstinacy with which the people of Anhwei cling to the old Carolus dollar as the only acceptable silver coin, especially in the interior of the province, was forcibly illustrated in the autumn, when, on account of the great demand for these coins for the purchase of Rice, the price of them rose to Mexican \$1.50 and over, although the intrinsic value of the Carolus is less than of the Mexican dollar. Proclamations from the Taotai and even from the Governor ordering that the Carolus, Mexican, and

provincial dollars should all be taken and given at the same rate had no effect: the prejudices of the people were too strong to be thus overcome. In March 950 cash were obtainable for a dollar; the exchange fell steadily till November, when only 825 were given, a difference in the local purchasing power of the dollar amounting to 13 per cent. The Anking Mint, which was closed and dismantled in 1899, received a new equipment of machinery during the year, and began the minting of copper cash and of 5-cash and 10-cash copper pieces, which have found considerable favour with the people.

9°. OPIUM.—(a.) *Foreign*.—The diminishing import of Foreign Opium, not only local and possibly capricious but national and permanent, has been commented upon elsewhere, and, from a political aspect, can hardly be regretted, even if it only indicates a change in the source of supply and not a decrease of the Opium habit. That it is not due to the latter is evidenced by the ever-increasing production of Native Opium. The price of Malwa averaged *Hk. Ts.* 803 per picul.

(b.) *Native*.—The crop in Anhwei was a seven-tenths good one, and is reported to have resulted in over 5,000 piculs of Opium. The cultivation of the poppy is certainly increasing, though it is not yet sufficient to supply provincial requirements, 1,300 piculs of Szechwan drug having been reported to the Native Opium Office in Wuhu, where 125 catties pass as 1 picul. The price ranged from *Hk. Ts.* 370 (December) to *Hk. Ts.* 231 (February), and the average for the year was *Hk. Ts.* 308.

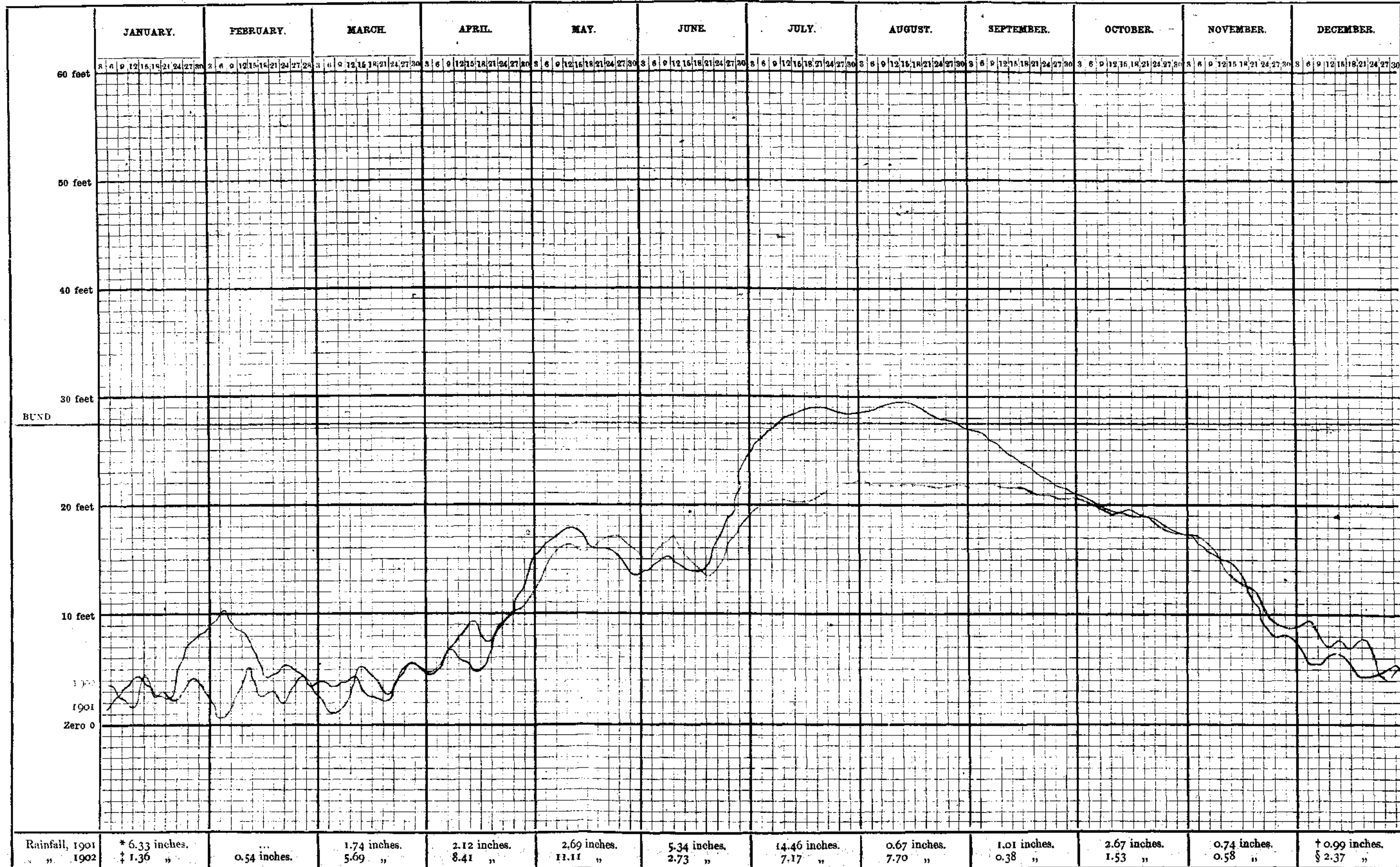
10°. MISCELLANEOUS.—Taxation was seriously increased throughout the province for the purpose of meeting the periodical payments on account of the Foreign indemnity and for various provincial expenditure. In addition to doubling the Export Likin on Rice and on various other products, as mentioned in the paragraph on the Export trade, the following new taxes were imposed: a house tax, equivalent to one month's rental each year, payable in quarterly instalments; a shop tax, payable at nine different rates—from 500 cash to *Ts.* 10 per month,—according to the kind and amount of business done; a daily tax on Opium shops of 10 cash per couch; and a tax on pork butchers of 100 cash per day. Some of these taxes met with a great deal of opposition at first, and concessions and compromises were made in many instances, but eventually the taxes were collected with a fair amount of promptness and regularity. The development of the mineral resources of China is so important to the national prosperity that it is worthy of record that various mining concessions have been granted to Foreign capitalists. In one case, in the district near Tatung, boring and pumping machinery has been introduced and preliminary work has been going on for some months under the direction of a Foreign expert in Coal mining. In other cases, however, little or nothing has been done in the way of practically utilising concessions; and in order to prevent the obtaining of such concessions for purely speculative purposes, every concession should be accompanied by a proviso that if practical mining operations are not begun within a certain time limit and carried on with a definite purpose to fully develop the mines concerned, the concession shall revert to the Government.

H. F. MERRILL,

Commissioner of Customs.

WUHU, 14th February 1903.

DIAGRAM SHOWING THE RISE AND FALL OF THE RIVER YANGTZE AT WUHU, FOR THE YEARS 1901 AND 1902.



1901. Lowest mark, 1 foot 9 inches above zero; highest mark, 29 feet 4 inches.
 1902. " " 0 " 7 " " " ; " " 21 " 11 "

* Including 0.64 inch of melted snow.
 † " 0.29 " " "

‡ Including 0.27 inch of melted snow.
 § " 1.30 " " "

WUHU TRADE RETURNS,

FOR THE YEAR 1902.

A.—GENERAL TABLES.

TABLE No. I.—SHIPPING.

Number and Tonnage of Vessels Entered and Cleared under each Flag,
for the Year ended 31st December 1902.

a.—Under General Regulations.

FLAG.	STEAMERS.													
	ENTERED INWARDS.						CLEARED OUTWARDS.						TOTAL ENTERED AND CLEARED.	
	With Cargo.		In Ballast.		TOTAL.		With Cargo.		In Ballast.		TOTAL.			
	No.	Tons.	No.	Tons.	No.	Tons.	No.	Tons.	No.	Tons.	No.	Tons.	No.	Tons.
British	714	906,175	253	241,537	967	1,147,712	557	646,511	411	501,761	968	1,148,272	1,935	2,295,984
German	211	242,466	181	206,235	392	448,701	164	187,136	228	261,565	392	448,701	784	897,402
Danish	1	1,158	1	1,158	1	1,158	1	1,158	2	2,316
Norwegian	3	3,117	12	10,060	15	13,177	13	11,800	2	1,377	15	13,177	30	26,354
Japanese	193	283,177	11	13,926	204	297,103	150	217,923	54	79,180	204	297,103	408	594,206
Chinese	242	352,862	13	17,546	255	370,408	176	254,782	78	114,305	254	369,087	509	739,495
Total Steamers	1,363	1,787,797	471	490,462	1,834	2,278,259	1,061	1,319,310	773	958,188	1,834	2,277,498	3,668	4,555,757
SAILING VESSELS.														
British	1	827	1	827	1	347	1	347	2	1,174
Japanese	1	1,145	1	1,145	1	319	1	319	2	1,464
Chinese	189	23,498	67	1,250	256	24,748	80	2,444	170	21,837	250	24,281	506	49,029
Total Sailing Vessels	189	23,498	69	3,222	258	26,720	80	2,444	172	22,503	252	24,947	510	51,667
GRAND TOTAL	1,552	1,811,295	540	393,684	2,092	2,304,979	1,141	1,321,754	945	980,691	2,086	2,302,445	4,178	4,607,424

b.—Under Inland Steam Navigation Rules.

FLAG.	ENTERED INWARDS.						CLEARED OUTWARDS.						TOTAL ENTERED AND CLEARED.	
	With Cargo.		In Ballast.		TOTAL.		With Cargo.		In Ballast.		TOTAL.			
	No.	Tons.	No.	Tons.	No.	Tons.	No.	Tons.	No.	Tons.	No.	Tons.	No.	Tons.
American	11	180	11	180	11	180	11	180	22	360
Japanese	1	18	1	18	1	18	1	18	2	36
Chinese	139	1,773	139	1,773	140	1,792	140	1,792	279	3,565
TOTAL	151	1,971	151	1,971	152	1,990	152	1,990	303	3,961

TABLE NO. II.—GROSS AND NET VALUES OF THE TRADE OF WUHU,
1900 TO 1902.

	1900.		1901.		1902.	
	NET VALUES.	GROSS VALUES.	NET VALUES.	GROSS VALUES.	NET VALUES.	GROSS VALUES.
FOREIGN GOODS.	<i>Hk. Ta</i>	<i>Hk. Ta</i>	<i>Hk. Ta</i>	<i>Hk. Ta</i>	<i>Hk. Ta</i>	<i>Hk. Ta</i>
Imported from Foreign Countries and Hongkong.....	87,794		90,254		151,855	
Imported from Chinese Ports.....	5,917,760		5,781,827		6,059,370	
Total Foreign Imports.....		6,005,554		5,872,081		6,211,225
Re-exported to Foreign Countries and Hongkong.....	
Re-exported to Chinese Ports (chiefly to Shanghai, Hankow, etc.).....	31,912		20,841		20,962	
Total Foreign Re-exports.....	31,912		20,841		20,962	
Net Total Foreign Imports.....	5,973,842		5,851,240		6,190,263	
NATIVE PRODUCE.						
Imported (chiefly from Shanghai and Hankow).....		2,411,891		1,938,822		1,965,962
Re-exported to Foreign Countries.....	
Re-exported to Chinese Ports.....	19,126		17,125		14,264	
Total Native Re-exports.....	19,126		17,125		14,264	
Net Total Native Imports.....	2,392,765		1,921,697		1,951,698	
Native Produce of local origin Exported to Foreign Countries.....	17,938		15,416		13,555	
Native Produce of local origin Exported to Chinese Ports.....	9,696,603		5,501,399		10,935,312	
Total Exports of local origin.....		9,714,541		5,516,815		10,948,867
Gross Value of the Trade of the Port.....		18,131,986		13,327,718		19,126,054
Net Value of the Trade of the Port, i.e., Foreign and Native Imports less Re-exports, and Native Exports of local origin.....	18,080,948		13,289,752		19,090,828	

TABLE No. III.—TRADE IN FOREIGN GOODS.—Imports and Re-exports.

DESCRIPTION OF GOODS.	Classifier of Quantity.	IMPORTS FROM FOREIGN COUNTRIES AND HONGKONG.		IMPORTS FROM CHINESE PORTS.		RE-EXPORTS TO FOREIGN COUNTRIES AND HONGKONG.		RE-EXPORTS TO CHINESE PORTS.		NET TOTAL IMPORTS.	
		Quantity.	Value.	Quantity.	Value.	Quantity.	Value.	Quantity.	Value.	Quantity.	Value.
OPIUM:—											
Malwa.....	Piculs	1,323.00	1,057,926	1,323.00	1,057,926
Patna.....	"	2.40	1,818	2.40	1,818
COTTON GOODS:—											
Shirtings, Grey, Plain.....	Pieces	106,474	416,971	75	263	106,399	416,708
" White, ".....	"	59,850	252,506	50	220	59,800	252,286
" Dyed, ".....	"	530	2,512	530	2,512
" Dyed, Figured, Brocaded, and Spotted.....	"	2,704	10,616	2,704	10,616
T-Cloths.....	"	7,230	17,161	7,230	17,161
Drills, English.....	"	8,085	31,568	8,085	31,568
" Indian.....	"	2,420	9,276	2,420	9,276
" Dutch.....	"	510	2,365	510	2,365
" American.....	"	12,465	53,914	12,465	53,914
Jeans, English.....	"	5,250	15,203	30	87	5,220	15,116
" Dutch.....	"	30	84	30	84
" American.....	"	140	418	140	418
Sheetings, English.....	"	54,629	198,995	54,629	198,995
" Indian.....	"	1,040	3,648	1,040	3,648
" American.....	"	20,625	78,556	20,625	78,556
" Japanese.....	"	20	72	20	72
Chintzes and Furnitures.....	"	1,065	2,441	1,065	2,441
Cotton Prints, Plain.....	"	13,475	33,856	110	253	13,365	33,603
Turkey Red Cottons.....	"	9,785	24,930	9,785	24,930
Cotton Lastings, Plain and Figured.....	"	8,117	37,062	8,117	37,062
" Italians, Plain and Figured.....	"	26,039	139,532	60	312	25,979	139,220
Velvets.....	"	666	4,904	666	4,904
Lawns, Plain and Printed.....	"	200	220	200	220
Muslins, Plain and Figured.....	"	860	3,580	860	3,580
Handkerchiefs.....	Dozens	25	25	21,824	23,995	21,849	24,020
Towels.....	"	46	36	9,280	5,016	200	71	9,126	4,981
Cotton Spanish Stripes.....	Pieces	372	2,008	372	2,008
" Flannel.....	"	9,332	27,562	9,332	27,562
" Ticks.....	"	1,299	4,557	1,299	4,557
Japanese Cotton Cloth.....	"	274	237	274	237
Cotton Goods, Unclassed.....	"	1,937	7,073	1,937	7,073
" Yarn, English.....	Piculs	39	915	39	915
" " Indian.....	"	36,591	849,879	36,591	849,879
" " Japanese.....	"	9,112	211,632	9,112	211,632
WOOLLEN GOODS:—											
Camlets, English.....	Pieces	1,190	14,739	1,190	14,739
Lastings.....	"	50	655	50	655
Long Ells.....	"	5,655	31,352	5,655	31,352
Spanish Stripes.....	"	1,122	14,691	1,122	14,691
Cloth, Broad, Medium, and Habit.....	"	342	7,655	342	7,655
" Russian.....	"	10	184	10	184
" Italian Cloth.....	"	1,070	8,238	1,070	8,238
Woolen Goods, Unclassed.....	"	113	483	113	483
" Yarn and Cord.....	Piculs	111	41,561	111	41,561
MISCELLANEOUS PIECE GOODS:—											
Silk and Cotton Mixtures.....	Piculs	10	1,807	10	1,807
Plush.....	Pieces	186	4,358	186	4,358

TABLE No. III.—TRADE IN FOREIGN GOODS.—Imports and Re-exports—Cont^d.

DESCRIPTION OF GOODS.	Classifier of Quantity.	IMPORTS FROM FOREIGN COUNTRIES AND HONGKONG.		IMPORTS FROM CHINESE PORTS.		RE-EXPORTS TO FOREIGN COUNTRIES AND HONGKONG.		RE-EXPORTS TO CHINESE PORTS.		NET TOTAL IMPORTS.	
		Quantity.	Value.	Quantity.	Value.	Quantity.	Value.	Quantity.	Value.	Quantity.	Value.
METALS:—											
Iron, Nail-rod.....	Piculs	...	Hk. Ts	3,276	10,653	...	Hk. Ts	...	Hk. Ts	3,276	10,653
" Bar.....	"	204	737	204	737
" Hoop.....	"	41	66	41	66
" Sheets and Plates.....	"	20	133	20	133
" Wire.....	"	3,082	17,167	3,082	17,167
" Old.....	"	4,201	8,202	20	26	4,181	8,176
Ironware, Unclassed.....	"	2,440	12,338	2,440	12,338
Tin, in Slabs.....	"	491	28,094	491	28,094
Tinplates.....	"	103	918	103	918
Lead, in Pigs.....	"	574	3,233	574	3,233
Copper, Sheets and Plates.....	"	84	2,386	84	2,386
" Slabs, Japan.....	"	1,601	31,949	487	9,054	1,114	22,895
Yellow Metal, Sheets.....	"	17	425	17	425
Brass Wire.....	"	20	579	20	579
Steel.....	"	984	5,217	984	5,217
" Plate Cuttings.....	"	8,031	29,677	8,031	29,677
Quicksilver.....	"	9	582	9	582
White Metal.....	"	43	2,849	43	2,849
Metals, Unclassed.....	"	399	3,673	399	3,673
SUNDRIES:—											
Aniseed, Star, Whole.....	Piculs	3	106	332	9,732	2	53	333	9,785
Bags, Gunny and Hemp.....	Pieces	505,500	58,024	2,466,170	232,439	28,364	2,811	2,943,306	287,652
" Straw and Mat.....	"	1,154,210	64,285	791,655	43,565	1,945,865	107,850
Basins, Tin.....	Dozens	1,080	2,125	1,080	2,125
Bicho de Mar, Black.....	Piculs	359	19,919	2	115	357	19,804
Birds Nests, 1st Quality.....	Catties	560	17,604	560	17,604
" " 2nd.....	"	206	3,754	206	3,754
" " 3rd.....	"	30	123	1,836	6,649	1,866	6,772
Boxes, Fancy.....	Gross	4,020	5,479	65	135	3,955	5,344
Braid.....	Boxes	78,030	21,082	78,030	21,082
Buttons, Brass and Fancy.....	Gross	8,630	5,663	100	65	8,530	5,598
Camphor.....	Piculs	18	1,317	18	1,317
Candies.....	Value	4,903	108	...	4,795
Cardamoms, Superior.....	Piculs	9	1,828	9	1,828
" Inferior.....	"	62	3,555	62	3,555
Cassia Lignea.....	"	27	7,321	27	7,321
Chinaware, Fine.....	"	38	2,877	38	2,877
Cigarettes.....	Value	6,523	6,523
Clocks and Watches.....	Pieces	1,239	2,424	6	22	1,233	2,402
Coal.....	Tons	2,036	19,095	2,036	19,095
Coke.....	"	120	1,152	120	1,152
Dyes, Aniline.....	Value	23,732	69	...	23,663
Fans, Silk and Fancy.....	Pieces	50,167	800	2,200	53	52,367	853
" Palm-leaf, Trimmed.....	"	37,370	474	37,370	474
" Untrimmed.....	"	856,140	7,115	781,600	6,548	20,000	166	1,617,740	13,497
Flour.....	Value	2,142	2,142
Galangal.....	Piculs	380	970	380	970
Ginseng, Corean.....	"	3	7,327	1	1,283	2	6,044
" Japan, 3rd Quality.....	"	13	3,539	13	3,539
" American, Clarified.....	"	18	21,214	18	21,214
Glass, Window.....	Boxes	1,491	9,864	1,491	9,864
Glassware.....	Value	...	13	...	6,023	6,036
Indigo, Liquid.....	Piculs	266	1,447	266	1,447
Lamps.....	Pieces	14,770	4,588	14,770	4,588
Lead, White.....	Piculs	173	1,998	173	1,998
" Yellow.....	"	262	3,268	262	3,268
Lichees, Dried.....	"	445	5,564	445	5,564
Lung-ngans, Dried.....	"	2,103	27,511	2,103	27,511

TABLE No. III.—TRADE IN FOREIGN GOODS.—Imports and Re-exports—Cont^d

DESCRIPTION OF GOODS.	Classifier of Quantity.	IMPORTS FROM FOREIGN COUNTRIES AND HONGKONG.		IMPORTS FROM CHINESE PORTS.		RE-EXPORTS TO FOREIGN COUNTRIES AND HONGKONG.		RE-EXPORTS TO CHINESE PORTS.		NET TOTAL IMPORTS.	
		Quantity.	Value.	Quantity.	Value.	Quantity.	Value.	Quantity.	Value.	Quantity.	Value.
SUNDRIES, continued:—			<i>Hk. \$s</i>		<i>Hk. \$s</i>		<i>Hk. \$s</i>		<i>Hk. \$s</i>		<i>Hk. \$s</i>
Machinery	Value	...	1,653	...	90	1,743
Matches, Japan	Gross	20,000	5,758	347,560	94,182	50	14	367,510	99,926
Medicines	Value	...	594	...	4,843	16	...	5,421
Mushrooms	Piculs	8	477	276	15,654	3	183	281	15,948
Mussels, Dried	"	3	74	112	2,668	115	2,742
Needles	Mille	48,680	12,857	48,680	12,857
Oil, Kerosene, American	Galls.	1,307,100	220,893	1,307,100	220,893
" " Russian	"	646,790	94,257	646,790	94,257
" " Sumatra	"	433,500	45,270	8,000	1,150	425,500	44,120
Paper, 1st Quality	Piculs	42	1,153	42	1,153
Peel, Orange	"	95	2,750	95	2,750
Pepper, Black	"	514	8,422	514	8,422
Putchuck	"	132	2,134	132	2,134
Raisins, Dried	"	136	1,793	3	40	133	1,753
Rattans, Whole and Split	"	98	1,589	98	1,589
Sandalwood	"	15,406	147,957	62	594	15,344	147,363
Sapanwood	"	532	1,856	532	1,856
Seaweed and Agar-agar	"	966	2,895	3,683	11,513	525	1,575	4,124	12,833
Sharks Fins, Black	"	34	2,581	3	205	31	2,376
" " White	"	39	7,656	3	550	36	7,106
" " Clarified	"	23	4,417	23	4,417
Soap	Value	30,814	60	...	30,754
Soda	Piculs	1,540	5,416	293	1,107	1,247	4,309
Stores	Value	...	206	...	1,908	2,114
Sugar, Brown	Piculs	158	713	58,527	264,573	58,685	265,286
" White	"	22,831	143,189	22,831	143,189
" Refined	"	675	3,986	72,223	434,410	72,898	438,396
" Candy	"	3,065	26,328	2	17	3,063	26,311
Sulphur	"	162	1,036	162	1,036
Telegraphic Materials	Value	25,642	25,642
Turmeric	Piculs	393	1,387	393	1,387
Umbrellas	Pieces	297	264	54,240	48,571	54,537	48,835
Vermilion	Piculs	48	3,230	48	3,230
Wine	Value	...	60	...	2,535	2,595
Wood, Garoo	Piculs	2	998	2	998
Sundries, Unenumerated	Value	...	3,937	...	22,632	338	...	26,231
TOTAL	<i>Hk. \$s</i>	...	151,855	...	6,059,370	20,962	...	6,190,263

SUMMARY.

IMPORTS from Great Britain	<i>Hk. Ts</i>	420
" " Hongkong	"	121,544
" " India	"	19
" " Singapore and Straits	"	14,898
" " United States of America	"	946
" " Continent of Europe, Russia excepted...	"	907
" " Japan	"	13,120
Total from Foreign Countries.....	<i>Hk. Ts</i>	151,855
Imports from Chinese Ports	"	6,059,370
TOTAL FOREIGN IMPORTS.....	<i>Hk. Ts</i>	6,211,225
RE-EXPORTS to Yangtze Ports	<i>Hk. Ts</i>	15,648
" " Central Ports.....	"	5,314
Total to Chinese Ports	<i>Hk. Ts</i>	20,962
TOTAL FOREIGN RE-EXPORTS.....	<i>Hk. Ts</i>	20,962
NET TOTAL FOREIGN IMPORTS	<i>Hk. Ts</i>	6,190,263

TABLE No. IV.—TRADE IN NATIVE PRODUCE—Imports and Re-exports.

DESCRIPTION OF GOODS.	Classifier of Quantity.	IMPORTS FROM CHINESE PORTS.		RE-EXPORTS TO CHINESE PORTS.		RE-EXPORTS TO FOREIGN COUNTRIES AND HONGKONG.		NET TOTAL IMPORTS.	
		Quantity.	Value.	Quantity.	Value.	Quantity.	Value.	Quantity.	Value.
			Hk. Ts.		Hk. Ts.		Hk. Ts.		Hk. Ts.
Almonds, Sweet	Piculs	38	1,321	38	1,321
Bags, Gunny and Hemp, Old	Pieces	664,870	38,184	2,000	72	662,870	38,112
Bamboo Shoots	Piculs	281	2,065	281	2,065
Books, Printed	"	111	3,332	111	3,332
Brass-foil	"	17	1,087	17	1,087
Brassware	"	60	1,832	60	1,832
Buttons, Brass	"	41	2,317	41	2,317
China-root	"	125	1,553	125	1,553
China-ware, Coarse	"	34	1,642	34	1,642
Cloth, Native (Nankeens)	"	8,120	370,788	39	1,880	8,081	368,908
Clothing, Cotton, Old	"	1,141	9,109	1,141	9,109
Coal	Tons	5,801	37,862	5,801	37,862
Coir and Coirware	Piculs	552	1,710	8	24	544	1,686
Coke	Tons	153	1,481	153	1,481
Cotton Yarn *	Piculs	5,629	125,044	5,629	125,044
Dates, Black	"	4,658	23,621	53	282	4,605	23,339
" Red	"	1,204	5,204	7	31	1,197	5,173
Dressing-cases	Pieces	2,169	1,393	2,169	1,393
Dye-stuff	Piculs	976	1,857	23	47	953	1,810
Fans, Paper	Pieces	292,893	19,035	292,893	19,035
" Silk and Fancy	"	16,809	1,125	16,809	1,125
Fire-crackers and Fireworks	Piculs	932	8,855	932	8,855
Fish Maws	"	37	3,333	37	3,333
Flour, Shanghai Mill	"	271	989	271	989
Fungus	"	770	25,491	770	25,491
Ginseng, Native	"	23	3,017	1	79	22	2,938
Grasscloth, Fine	"	188	14,260	43	3,295	145	10,965
" Coarse	"	882	28,681	117	3,950	765	24,731
Gypsum	"	38,304	32,264	38,304	32,264
Hams	"	181	3,092	4	74	177	3,018
Hemp Skin	"	652	2,507	652	2,507
" Twine	"	108	989	108	989
Honey	"	227	2,884	227	2,884
Indigo, Liquid	"	887	5,416	887	5,416
Iron, Sheets	"	253	1,516	253	1,516
Ironware	"	345	3,312	6	98	339	3,214
Lead, Yellow	"	248	3,103	248	3,103
Lichees, Dried	"	321	3,987	5	59	316	3,928
Lily Flowers, Dried	"	594	5,709	594	5,709
Lung-ngans, "	"	3,449	43,277	26	403	3,423	42,874
Matches	Gross Pieces	38,100	9,288	38,100	9,288
Mats, Straw	Pieces	9,793	1,351	9,793	1,351
Medicines	Value	...	36,950	...	44	36,906
Mirrors	Pieces	25,211	847	25,211	847
Mushrooms	Piculs	20	1,680	1	104	19	1,576
Musk	Taels	287	7,236	287	7,236
Oil, Bean	Piculs	2,576	21,673	2,576	21,673
" Sesamum	"	2,896	23,633	21	190	2,875	23,443
" Tea	"	451	4,157	451	4,157
" Wood	"	15,296	122,537	15,296	122,537
Opium, Native, Szechwan	"	9	3,708	9	3,708
" Yunnan	"	31	11,535	31	11,535
Ornaments, Tinsel, etc.	Pieces	34,175	2,098	34,175	2,098
Paper, 1st Quality	Piculs	464	12,627	464	12,627
" 2nd "	"	601	8,594	601	8,594
" Joss	"	1,002	26,401	1,002	26,401
" Oiled	"	66	1,003	66	1,003
" Shanghai Mill	"	175	1,894	175	1,894
Peel, Orange	"	209	5,945	209	5,945

* Steam Factory product.

TABLE No. IV.—TRADE IN NATIVE PRODUCE.—Imports and Re-exports—Cont^d.

DESCRIPTION OF GOODS.	Classifier of Quantity.	IMPORTS FROM CHINESE PORTS.		RE-EXPORTS TO CHINESE PORTS.		RE-EXPORTS TO FOREIGN COUNTRIES AND HONGKONG.		NET TOTAL IMPORTS.	
		Quantity.	Value.	Quantity.	Value.	Quantity.	Value.	Quantity.	Value.
			<i>Hk. Tls</i>		<i>Hk. Tls</i>		<i>Hk. Tls</i>		<i>Hk. Tls</i>
Persimmons, Dried.....	<i>Piculs</i>	475	986	475	986
Potash.....	"	2,161	6,806	2,161	6,806
Preserves.....	"	196	1,257	12	74	184	1,183
Rhubarb.....	"	115	1,837	115	1,837
Samshu.....	"	2,961	19,710	2,961	19,710
Sea Blubber.....	"	512	2,666	512	2,666
Seed, Flower.....	"	180	1,730	1	10	179	1,720
" Lily Flower, or Lotus-nuts.....	"	151	2,921	151	2,921
" Melon.....	"	5,534	36,116	23	151	5,511	35,965
Silk, Raw, Yellow.....	"	19	4,874	7	1,695	12	3,179
" Piece Goods.....	"	18	9,917	18	9,917
" and Cotton Mixtures.....	"	41	7,379	41	7,379
" Thread.....	"	75	34,351	75	34,351
" Ribbons.....	"	39	31,499	39	31,499
" Products, Unclassed.....	"	32	5,320	32	5,320
Soap.....	"	407	1,522	407	1,522
Soot.....	"	58	1,390	58	1,390
Steel, Hankow.....	"	165	872	165	872
Sugar, Brown.....	"	28,546	126,725	28,546	126,725
" White.....	"	50,990	319,161	50,990	319,161
" Candy.....	"	652	5,642	652	5,642
Tallow, Vegetable.....	"	727	6,709	727	6,709
Tobacco, Leaf.....	"	6,475	50,220	72	576	6,403	49,644
" Prepared.....	"	476	5,767	14	171	462	5,596
Turmeric.....	"	2,122	7,513	2,122	7,513
Varnish.....	"	40	1,419	40	1,419
Walnuts.....	"	430	3,277	430	3,277
Wax, White.....	"	112	9,038	10	729	102	8,309
Wood, Poles.....	<i>Pieces</i>	26,752	69,863	26,752	69,863
" Coffin.....	"	24,805	9,860	24,805	9,860
Sundries, Unenumerated.....	<i>Value</i>	...	32,214	..	226	31,988
TOTAL.....	<i>Hk. Tls</i>		1,965,962		14,264				1,951,698

SUMMARY.

IMPORTS from Northern Ports	<i>Hk. Ta</i>	56	
" " Yangtze Ports	"	1,035,099	
" " Central Ports	"	876,218	
" " Southern Ports	"	54,589	
Total from Chinese Ports	<i>Hk. Ta</i>	1,965,962	
TOTAL NATIVE IMPORTS	<i>Hk. Ta</i>	1,965,962	
RE-EXPORTS to Yangtze Ports	<i>Hk. Ta</i>	10,107	
" " Central Ports	"	4,157	
Total to Chinese Ports	<i>Hk. Ta</i>	14,264	
TOTAL NATIVE RE-EXPORTS	<i>Hk. Ta</i>	14,264	
NET TOTAL NATIVE IMPORTS	<i>Hk. Ta</i>	1,951,698	

TABLE No. V.—TRADE IN NATIVE PRODUCE.—Exports and Re-exports.

DESCRIPTION OF GOODS.	Classifier of Quantity.	EXPORTS TO FOREIGN COUNTRIES.		EXPORTS TO HONGKONG.		EXPORTS TO CHINESE PORTS.		TOTAL RE-EXPORTS TO FOREIGN COUNTRIES, HONGKONG, AND CHINESE PORTS.		TOTAL EXPORTS (including Re-exports).	
		Quantity.	Value.	Quantity.	Value.	Quantity.	Value.	Quantity.	Value.	Quantity.	Value.
			<i>Hk. Tls</i>		<i>Hk. Tls</i>		<i>Hk. Tls</i>		<i>Hk. Tls</i>		<i>Hk. Tls</i>
Alum, White.....	<i>Piculs</i>	9,958	17,219	9,958	17,219
Beans, Green.....	"	89	169	4,751	8,500	4,840	8,669
" Yellow.....	"	2,395	5,048	18,335	39,075	20,730	44,123
Bran.....	"	5,621	2,975	5,621	2,975
Cloth, Native (Nankeens).....	"	39	1,880	39	1,880
Coal.....	<i>Tons</i>	1,143	7,235	1,143	7,235
Cotton, Raw.....	<i>Piculs</i>	3,977	48,063	3,977	48,063
Egg Albumen, Preserved.....	"	70	1,928	70	1,928
" Yolk, Preserved.....	"	469	2,129	469	2,129
Eggs, Fresh and Preserved.....	<i>Pieces</i>	912,850	4,525	912,850	4,525
Feathers, Duck, Fowl, etc.....	<i>Piculs</i>	19,833	208,206	19,833	208,206
Flour, Wuhu Mill.....	"	13,698	41,713	13,698	41,713
Garlic.....	"	73	95	1,385	1,801	1,458	1,896
Grasscloth, Fine.....	"	11	846	43	3,295	54	4,141
" Coarse.....	"	109	4,170	117	3,950	226	8,120
Ground-nuts.....	"	19,175	49,347	19,175	49,347
Hemp.....	"	5,473	35,621	26	167	5,499	35,788
Hides, Cow and Buffalo.....	"	5,930	53,961	5,930	53,961
Joss-stick Powder.....	"	4,250	6,078	4,250	6,078
Medicines.....	<i>Value</i>	1,101	...	34,608	...	44	...	35,753
Paper, 1st Quality.....	<i>Piculs</i>	2,751	75,889	2,751	75,889
" 2nd.....	"	296	4,292	459	6,701	755	10,993
Prawns, Dried.....	"	233	2,214	225	2,063	458	4,277
Provisions.....	"	17	327	109	1,050	126	1,377
Rice.....	"	4,271,535	9,000,372	4,271,535	9,000,372
" Duty Free.....	"	30,514	65,299	30,514	65,299
" Paddy.....	"	32,131	32,131	32,131	32,131
Seed Cake.....	"	36,475	29,179	36,475	29,179
" Rape.....	"	162,715	348,395	162,715	348,395
" Sesamum.....	"	7,885	26,430	7,885	26,430
Silk, Raw, White.....	"	353	98,050	353	98,050
" Yellow.....	"	7	1,695	7	1,695
" Cocoons.....	"	36	1,512	36	1,512
" Refuse.....	"	1,089	46,761	1,089	46,761
" Thread.....	"	26	11,527	26	11,527
Tallow, Animal.....	"	262	1,698	262	1,698
Tea, Black.....	"	241	6,567	241	6,567
" Green.....	"	576	13,179	576	13,179
Tobacco, Leaf.....	"	3,500	29,239	72	576	3,572	29,815
" Prepared.....	"	393	3,711	14	171	317	3,882
Wheat.....	"	324,169	557,145	324,169	557,145
Sundries, Unenumerated.....	<i>Value</i>	309	...	10,414	...	2,486	...	13,209
TOTAL.....	<i>Hk. Tls</i>	13,555	...	10,935,312	...	14,264	...	10,963,131

SUMMARY.

To—	EXPORTS.		RE-EXPORTS.		TOTAL EXPORTS AND RE-EXPORTS.	
	<i>Hk. Tls</i>	<i>Hk. Tls</i>	<i>Hk. Tls</i>	<i>Hk. Tls</i>	<i>Hk. Tls</i>	<i>Hk. Tls</i>
Hongkong	13,555		...		13,555	
Total to Foreign Countries.....		13,555		...		13,555
Northern Ports	132,952		...		132,952	
Yangtze Ports	73,890		10,107		83,997	
Central Ports	1,549,124		4,157		1,553,281	
Southern Ports.....	9,179,346		...		9,179,346	
Total to Chinese Ports		10,935,312		14,264		10,949,576
GRAND TOTAL		10,948,867		14,264		10,963,131

TABLE No. VI.—TRANSIT TRADE.

a.—Table showing the Destinations of the various Goods forwarded under Transit Passes to the Interior during the Year 1902.

DESCRIPTION OF GOODS.	Classifier of Quantity.	KIANGSU.		ANHWEI.		KIANGSI.		TOTAL.	
		Quantity.	Value.	Quantity.	Value.	Quantity.	Value.	Quantity.	Value.
COTTON GOODS:—									
Shirtings, Grey, Plain	Pieces	...	Hk. Ta	43,914	171,233	...	Hk. Ta	43,914	171,233
" White, "	"	...	Hk. Ta	8,471	34,936	...	Hk. Ta	8,471	34,936
" Dyed, "	"	...	Hk. Ta	290	1,374	...	Hk. Ta	290	1,374
" " Figured, Brocaded, } and Spotted	"	...	Hk. Ta	310	1,021	...	Hk. Ta	310	1,021
T-Cloths	"	...	Hk. Ta	3,210	7,637	...	Hk. Ta	3,210	7,637
Drills, English	"	...	Hk. Ta	2,995	11,646	...	Hk. Ta	2,995	11,646
" Indian	"	...	Hk. Ta	540	2,052	...	Hk. Ta	540	2,052
" Dutch	"	...	Hk. Ta	90	336	...	Hk. Ta	90	336
" American	"	...	Hk. Ta	1,738	7,392	...	Hk. Ta	1,738	7,392
Jeans, English	"	...	Hk. Ta	770	2,233	...	Hk. Ta	770	2,233
" American	"	...	Hk. Ta	50	145	...	Hk. Ta	50	145
Sheetings, English	"	...	Hk. Ta	13,890	50,374	...	Hk. Ta	13,890	50,374
" Indian	"	...	Hk. Ta	200	704	...	Hk. Ta	200	704
" American	"	...	Hk. Ta	6,160	23,464	...	Hk. Ta	6,160	23,464
Chintzes and Furnitures	"	...	Hk. Ta	676	1,537	...	Hk. Ta	676	1,537
Cotton Prints, Plain	"	...	Hk. Ta	5,346	14,432	...	Hk. Ta	5,346	14,432
Turkey Red Cottons	"	...	Hk. Ta	3,329	8,450	...	Hk. Ta	3,329	8,450
Cotton Lastings, Plain and Figured... " Italians, " "	"	...	Hk. Ta	1,935	8,835	...	Hk. Ta	1,935	8,835
" " " "	"	...	Hk. Ta	2,765	14,778	...	Hk. Ta	2,765	14,778
Velvets	"	...	Hk. Ta	132	964	...	Hk. Ta	132	964
Muslins, Plain and Printed	"	...	Hk. Ta	300	1,230	...	Hk. Ta	300	1,230
Handkerchiefs	Dozens	...	Hk. Ta	1,254	935	...	Hk. Ta	1,254	935
Towels	"	...	Hk. Ta	600	320	...	Hk. Ta	600	320
Cotton Flannel	Pieces	...	Hk. Ta	1,070	3,319	...	Hk. Ta	1,070	3,319
" Goods, Unclassed	"	...	Hk. Ta	484	1,983	...	Hk. Ta	484	1,983
" Yarn, English	Piculs	...	Hk. Ta	21	498	...	Hk. Ta	21	498
" " Indian	"	...	Hk. Ta	30,206	701,840	...	Hk. Ta	30,206	701,840
" " Japanese	"	...	Hk. Ta	6,143	142,450	...	Hk. Ta	6,143	142,450
WOOLLEN GOODS:—									
Camlets, English	Pieces	...	Hk. Ta	40	496	...	Hk. Ta	40	496
Long Ells	"	...	Hk. Ta	1,020	5,630	...	Hk. Ta	1,020	5,630
Spanish Stripes	"	...	Hk. Ta	84	992	...	Hk. Ta	84	992
Cloth, Broad, Medium, and Habit	"	...	Hk. Ta	12	264	...	Hk. Ta	12	264
Woollen Yarn and Cord	Piculs	...	Hk. Ta	11	4,197	...	Hk. Ta	11	4,197
MISCELLANEOUS PIECE GOODS:—									
Plush	Pieces	...	Hk. Ta	23	599	...	Hk. Ta	23	599
METALS:—									
Iron, Nail-rod	Piculs	236	766	1,490	4,812	...	Hk. Ta	1,726	5,578
" Bar	"	10	35	20	74	...	Hk. Ta	30	109
" Hoop	"	2	4	9	12	...	Hk. Ta	11	16
" Wire	"	131	735	656	3,641	...	Hk. Ta	787	4,376
" Old	"	389	930	2,209	3,969	...	Hk. Ta	2,598	4,899
Ironware, Unclassed	"	93	506	750	3,799	...	Hk. Ta	843	4,305
Tinplates	"	...	Hk. Ta	2	14	...	Hk. Ta	2	14
Lead, in Pigs	"	6	33	205	1,128	...	Hk. Ta	211	1,161
Steel	"	29	156	474	2,511	...	Hk. Ta	503	2,667

a.—Table showing the Destinations of the various Goods forwarded under
Transit Passes—Cont^d

DESCRIPTION OF GOODS.	Classifier of Quantity.	KIANGSU.		ANHWEI.		KIANGSI.		TOTAL.	
		Quantity.	Value. Hk. Ts.	Quantity.	Value. Hk. Ts.	Quantity.	Value. Hk. Ts.	Quantity.	Value. Hk. Ts.
METALS, continued:—									
Steel Plate Cuttings.....	Piculs	211	855	3,422	13,031	3,633	13,886
Metals, Unclassed.....	"	17	134	17	134
SUNDRIES:—									
Aniseed, Star, Whole.....	Piculs	4	123	42	1,235	46	1,358
Bicho de Mar, Black.....	"	6	361	91	5,033	97	5,394
Boxes, Fancy.....	Gross	807	1,229	807	1,229
Braid.....	Boxes	10,600	2,694	10,600	2,694
Candles.....	Value	...	78	...	570	648
Cardamoms, Inferior.....	Piculs	11	632	11	632
China ware, Fine.....	"	14	1,069	14	1,069
Coal.....	Tons	70	659	70	659
Dyes, Aniline.....	Value	...	122	...	4,543	4,665
Fans, Paper and Fancy.....	Pieces	33,997	532	33,997	532
" Palm-leaf, Trimmed.....	"	9,300	118	9,300	118
" " Untrimmed.....	"	95,270	791	1,134,436	9,428	1,229,706	10,219
Galangal.....	Piculs	186	477	186	477
Glass, Window.....	Boxes	10	67	348	2,275	358	2,342
Glassware.....	Value	992	992
Lamps and Burners.....	Pieces	2,644	795	2,644	795
Lead, White.....	Piculs	62	712	62	712
" Yellow.....	"	6	72	113	1,421	119	1,493
Lichees, Dried.....	"	265	3,349	265	3,349
Lung-ngans, Dried.....	"	57	796	1,376	17,931	1,433	18,727
Matches, Japan.....	Gross	12,480	3,583	146,055	42,615	158,535	46,198
Medicines.....	Value	441	441
Mushrooms.....	Piculs	22	1,250	64	3,607	86	4,857
Needles.....	Mille	2,850	698	2,850	698
Oil, Kerosene, American.....	Gallons	66,990	11,315	565,140	100,251	632,130	111,566
" " Russian.....	"	31,880	4,552	506,040	76,016	537,920	80,568
" " Sumatra.....	"	21,680	2,237	252,120	27,670	273,800	29,907
Paper, 1st Quality.....	Piculs	33	880	33	880
Pepper, Black.....	"	4	66	167	2,719	171	2,785
Sandalwood.....	"	1,933	18,695	5,607	53,902	7,540	72,597
Sapanwood.....	"	10	33	429	1,491	439	1,524
Seaweed and Agar-agar.....	"	106	373	2,877	10,453	2,983	10,826
Sharks Fins, Black.....	"	16	1,179	16	1,179
" " White.....	"	11	2,102	11	2,102
" " Clarified.....	"	7	1,217	7	1,217
Soap.....	Value	...	651	...	7,616	8,267
Soda.....	Piculs	1,070	3,659	1,070	3,659
Sugar, Brown.....	"	3,748	16,754	48,557	216,941	52,305	233,695
" White and Refined.....	"	4,270	26,543	51,989	324,313	56,259	350,856
" Candy.....	"	195	1,673	1,490	12,813	1,685	14,486
Sulphur.....	"	85	544	85	544
Turmeric.....	"	359	1,252	359	1,252
Umbrellas.....	Pieces	8,250	7,349	8,250	7,349
Sundries, Unenumerated.....	Value	...	323	...	5,854	6,177
TOTAL.....	Hk. Ts.	...	94,478	...	2,222,697	2,317,175
CHINESE COTTON GOODS*:—									
Cotton Yarn.....	Piculs	5,728	117,261	5,728	117,261
GRAND TOTAL.....	Hk. Ts.	...	94,478	...	2,339,958	2,434,436

* Steam Factory products.

b.—Table showing the Provinces from which Native Goods were brought under Transit Passes during the Year 1902.

DESCRIPTION OF GOODS.	Classifier of Quantity.	ANHWEI.	
		Quantity.	Value.
Ground-nuts	<i>Piculs</i>	396	<i>Hk. Ta</i> 990

c.—Table showing the Number of Passes issued for, and the Amount of Duties collected on, Foreign Goods forwarded to the Interior under Transit Passes, as divided between the various Nationalities, during the Year 1902.

QUARTER.	CHINESE.	
	No. of Passes.	Transit Dues.
1st quarter	460	<i>Hk. Tam. c.c.</i> 6,156.8.6.4
2nd "	691	8,083.8.9.3
3rd "	734	11,500.0.6.2
4th "	841	14,005.8.8.5
TOTAL	2,726 *	39,746.7.0.4

* Not including 116 Passes for Chinese Cotton Goods.

d.—Table showing the Number of Passes surrendered for, and the Amount of Duties collected on, Native Goods brought from the Interior under Transit Passes, as divided between the various Nationalities, during the Year 1902.

QUARTER.	CHINESE.	
	No. of Passes.	Transit Dues.
1st quarter	1	<i>Hk. Tam. c.c.</i> 19.8.0.9
2nd "
3rd "
4th "
TOTAL	1	19.8.0.9

TABLE No. VII.—DUTIES.

a.—Duties paid under each Flag, for the Year ended 31st December 1902.

FLAG.	IMPORT.	EXPORT.	COAST TRADE.	TONNAGE.	TRANSIT.	OPIUM LIKIN.	TOTAL.
	<i>Hk. Tsam.c.c.</i>	<i>Hk. Tsam.c.c.</i>	<i>Hk. Tsam.c.c.</i>	<i>Hk. Tsam.c.c.</i>	<i>Hk. Tsam.c.c.</i>	<i>Hk. Tsam.c.c.</i>	<i>Hk. Tsam.c.c.</i>
British.....	3,848.1.8.4	380,359.8.2.3	11,508.3.8.3	3,398.4.0.0	...	81,272.0.0.0	480,386.7.9.0
German.....	1,046.7.8.3	52,906.6.2.3	968.9.5.5	54,922.3.6.1
Danish.....	...	3,150.5.6.0	3,150.5.6.0
Norwegian.....	351.6.8.4	37,673.4.5.4	...	591.6.0.0	38,616.7.3.8
Japanese.....	562.6.3.5	18,861.4.1.4	6,934.5.5.2	137.6.0.0	26,486.2.0.1
Chinese.....	481.8.8.0	28,584.0.3.7	6,545.2.1.7	449.4.2.9	39,766.5.1.3	24,760.0.0.0	100,587.0.7.6
On Opium.....	39,762.0.0.0	39,762.0.0.0
TOTAL.....	46,053.1.6.6	521,535.9.1.1	25,957.1.0.7	4,567.0.2.9	39,766.5.1.3	106,032.0.0.0	743,911.7.2.6*

* No Drawbacks marked for cash payment during the year, to be deducted from this total *Hk. Tsam.c.c.* Nil.

b.—Comparative Table of Duties collected, for the Years 1893 to 1902.

YEARS.	IMPORT (exclusive of Opium).	EXPORT (exclusive of Opium).	COAST TRADE (exclusive of Opium).	OPIUM (Import, Export, and Coast Trade).	TONNAGE.	TRANSIT.	OPIUM LIKIN.	TOTAL.
	<i>Hk. Tsam.c.c.</i>	<i>Hk. Tsam.c.c.</i>	<i>Hk. Tsam.c.c.</i>	<i>Hk. Tsam.c.c.</i>	<i>Hk. Tsam.c.c.</i>	<i>Hk. Tsam.c.c.</i>	<i>Hk. Tsam.c.c.</i>	<i>Hk. Tsam.c.c.</i>
1893.....	964.7.7.5	267,918.1.5.4	15,868.6.0.9	76,303.2.0.0	1,414.3.0.0	20,229.1.0.4	203,472.0.0.0	586,170.1.4.2
1894.....	1,768.8.6.8	371,044.6.0.5	10,510.9.0.0	86,793.0.0.0	2,611.1.0.0	15,421.8.8.0	231,448.0.0.0	719,598.3.5.3
1895.....	358.6.0.0	123,010.3.7.4	3,612.7.9.4	75,601.2.1.5	1,182.0.0.0	17,621.2.8.4	201,499.2.4.0	422,885.5.0.7
1896.....	1,347.6.6.8	332,989.2.5.0	2,033.2.2.3	63,108.0.0.0	3,179.6.0.0	25,459.0.0.1	168,288.0.0.0	596,404.7.4.2
1897.....	182.5.9.2	206,039.0.8.1	3,600.2.2.5	46,724.4.0.0	1,747.3.0.0	24,639.2.6.9	124,576.0.0.0	407,508.8.6.7
1898.....	321.6.9.0	206,138.6.2.1	2,792.0.4.1	51,032.0.0.0	1,185.6.0.0	24,711.2.2.8	136,048.0.0.0	422,229.1.8.0
1899.....	2,683.8.4.1	535,673.0.3.4	20,417.5.6.3	95,748.0.0.0	5,107.7.5.6	38,767.9.1.4	255,328.0.0.0	953,726.1.0.8
1900.....	3,586.6.8.1	564,249.3.8.7	29,418.0.4.1	73,582.0.3.0	3,330.7.4.3	23,762.6.9.6	196,196.7.2.0	894,126.2.9.8
1901.....	3,723.4.0.4	306,122.1.2.3	25,625.3.2.0	59,412.0.0.0	2,010.8.0.0	29,023.1.9.9	158,432.0.0.0	584,348.8.4.6
1902.....	6,291.1.6.6	521,535.9.1.1	25,957.1.0.7	39,762.0.0.0	4,567.0.2.9	39,766.5.1.3	106,032.0.0.0	743,911.7.2.6

B.—SPECIAL TABLES.

TABLE No. I.—IMPORT TRADE.

Comparative Table of the principal Articles of Import, for the Years 1893 to 1902.

DESCRIPTION OF GOODS.	Classifier of Quantity.	1893.	1894.	1895.	1896.	1897.	1898.	1899.	1900.	1901.	1902.
OPIMUM :—											
Malwa.....	<i>Piculs</i>	2,538	2,890	2,519	2,103	1,550	1,697	3,188	2,452	1,978	1,323
Patna.....	"	2	4	5	2	7	4	4	1	2	2
COTTON GOODS :—											
Shirtings, Grey, Plain.....	<i>Pieces</i>	139,800	78,701	118,932	136,714	132,703	77,170	144,948	101,562	119,860	106,399
" White, ".....	"	20,008	20,395	33,694	39,467	38,398	34,845	57,123	45,937	51,253	59,800
" Dyed, Figured, Bro- caded, and Spotted }.....	"	4,980	2,408	2,675	5,120	2,652	1,342	4,344	528	1,000	2,704
T-Cloths.....	"	19,692	15,595	14,975	21,046	19,326	13,012	21,854	15,530	11,654	7,230
Drills, English.....	"	6,495	5,488	4,335	6,810	6,890	2,230	4,640	3,150	3,105	8,085
" American.....	"	2,985	3,135	3,795	5,470	5,705	8,770	16,865	11,805	13,945	12,465
Sheetings, English.....	"	52,967	40,036	39,102	64,029	53,421	83,583	124,096	89,710	60,052	54,629
" American.....	"	45	85	...	20	...	1,160	1,340	2,000	3,965	20,625
Chintzes, Furnitures, and Plain Cotton Prints.....	"	20,063	10,891	11,297	20,822	15,336	13,139	19,590	20,926	17,602	14,430
Twills, Printed.....	"	1,650	597	358	1,400	120	80	30	110
Turkey Red Cottons.....	"	15,259	8,241	7,319	8,680	9,911	9,290	13,608	10,331	10,200	9,785
Cotton Lastings and Italians.....	"	5,538	3,906	5,610	10,292	11,766	13,572	24,503	20,465	28,004	34,096
Velvets.....	"	1,582	610	1,130	1,050	1,050	390	690	450	490	666
Handkerchiefs.....	<i>Dozens</i>	31,151	20,705	27,798	35,518	38,010	19,030	37,916	18,466	25,131	21,849
Cotton Yarn, English.....	<i>Piculs</i>	192	93	99	174	90	75	99	39	15	39
" Indian.....	"	9,484	4,852	6,834	10,434	3,723	9,362	50,796	21,482	33,673	36,591
" Japanese.....	"	474	948	9,049	8,656	11,974	10,809	10,625	9,112
WOOLLEN GOODS :—											
Canlets, English.....	<i>Pieces</i>	3,460	1,876	2,306	2,595	2,050	1,380	2,290	1,700	1,230	1,190
Lastings.....	"	960	290	420	540	379	500	590	100	30	50
Long Ells.....	"	8,340	5,235	6,240	8,765	7,225	7,360	9,493	5,340	6,655	5,655
Spanish Stripes.....	"	1,458	918	1,236	1,720	1,444	1,500	1,436	816	1,458	1,122
Cloth, Broad, Medium, Habit, and Russian.....	"	724	414	450	750	658	490	766	264	364	352
METALS :—											
Iron, Nail-rod.....	<i>Piculs</i>	8,711	8,111	8,818	9,027	5,979	7,244	4,910	2,627	4,180	3,276
" Wire.....	"	1,259	922	1,162	1,404	1,445	2,311	3,313	3,933	4,309	3,082
Tin, in Slabs.....	"	680	1,002	641	634	629	82	338	459	258	491
Tinplates.....	"	205	164	233	188	245	182	191	158	135	103
Lead, in Pigs.....	"	1,219	1,101	1,458	1,004	510	410	483	473	807	574
Steel.....	"	1,656	789	1,069	1,162	651	858	914	1,167	1,134	984
SUNDRIES :—											
Aniseed, Star, Whole.....	<i>Piculs</i>	436	248	322	402	234	211	312	270	367	333
Bags of all kinds.....	<i>Pieces</i>	2,340,396	3,179,070	1,389,940	3,050,880	1,463,355	1,857,585	4,591,200	4,652,750	3,091,110	4,889,171
Bicho de Mar, Black.....	<i>Piculs</i>	514	400	499	420	411	397	467	347	464	357
Birds Nests.....	"	44	30	35	46	36	34	40	29	22	26
Fans, Palm-leaf, Trimmed.....	<i>Pieces</i>	310,468	250,079	231,923	235,654	256,070	190,753	102,088	41,350	78,547	37,370
" Untrimmed.....	"	1,632,250	3,140,303	1,619,795	2,399,180	1,958,291	1,510,370	1,739,450	2,630,315	2,452,100	1,617,740

Comparative Table of the principal Articles of Import—*Contd.*

DESCRIPTION OF GOODS.	Classifier of Quantity.	1893.	1894.	1895.	1896.	1897.	1898.	1899.	1900.	1901.	1902.
<i>SUNDRIES, continued:—</i>											
Ginseng.....	<i>Piculs</i>	61	40	36	47	46	40	50	42	36	33
Glass, Window.....	<i>Boxes</i>	2,008	1,557	1,445	1,703	1,727	1,360	1,423	1,126	1,177	1,491
Matches.....	<i>Gross</i>	253,005	270,925	348,465	236,150	284,075	346,850	449,749	350,640	367,480	367,510
Oil, Kerosene, American.....	<i>Galls.</i>	1,023,400	1,271,100	914,770	1,395,410	1,841,790	1,610,400	1,772,600	1,546,250	1,685,720	1,307,100
" " Russian.....	"	46,000	238,000	257,500	660,820	571,000	405,000	744,800	866,950	1,065,500	646,790
" " Sumatra.....	"	105,500	358,290	208,550	177,100	254,500	425,500
Sandalwood.....	<i>Piculs</i>	18,494	11,228	13,707	15,535	12,964	10,579	13,930	10,277	12,115	15,344
Sapanwood.....	"	1,002	682	535	633	792	372	213	455	423	532
Seaweed and Agar-agar.....	"	3,597	3,533	3,610	4,390	3,437	4,496	4,664	3,513	5,314	4,124
Soap.....	{ <i>Value, Hk. Tk.</i> }	3,865	4,373	5,738	14,435	13,085	18,808	14,856	46,666	41,204	30,754
Sugar, Brown.....	<i>Piculs</i>	45,645	43,449	44,745	48,802	51,730	49,666	48,212	44,514	49,050	58,685
" White and Refined.....	"	45,583	42,408	42,222	49,082	42,497	51,215	53,879	42,466	62,850	95,729
" Candy.....	"	1,320	1,126	1,274	1,874	1,073	1,407	1,557	1,521	1,861	3,063
Umbrellas.....	<i>Pieces</i>	121,213	99,838	54,816	85,572	62,870	61,782	128,131	74,295	63,864	54,537

TABLE No. 2.—EXPORT TRADE.

Comparative Table of the principal Articles of Export, for the Years 1893 to 1902.

DESCRIPTION OF GOODS.	Classifier of Quantity.	1893.	1894.	1895.	1896.	1897.	1898.	1899.	1900.	1901.	1902.
Beans.....	<i>Piculs</i>	56,585	29,688	48,594	40,489	3,195	59,509	84,479	157,688	73,932	25,570
Coal.....	<i>Tons</i>	3,577	668	3,857	3,097	793	564	1,849	1,091	1,626	1,143
Cotton, Raw.....	<i>Piculs</i>	5,533	20,658	6,121	8,455	4,251	2,350	4,884	2,804	71	3,977
Egg Albumen, Preserved.....	"	161	466	166	340	86	70
" Yolk, Preserved.....	"	1,351	3,550	1,079	2,293	598	469
Feathers, Duck, Fowl, etc.....	"	18,409	16,494	18,750	21,780	32,310	26,829	19,986	19,302	19,422	19,833
Flour, Wuhu Mill.....	"	64	199	2,432	9,893	13,698
Ground-nuts.....	"	3,280	1,232	20	186	4,669	19,015	44,687	73,848	48,364	19,175
Hemp.....	"	3,442	4,043	5,170	1,798	2,816	1,321	4,185	1,312	6,023	5,473
Joss-stick Powder.....	"	2,573	2,993	2,479	4,334	4,628	4,178	7,679	7,170	6,404	4,250
Medicines.....	{ <i>Value, Hk. Tk.</i> }	31,886	17,764	23,049	31,512	24,785	25,286	37,779	24,739	33,149	35,709
Paper, 1st Quality.....	<i>Piculs</i>	3,748	3,028	2,294	1,866	2,545	2,142	2,411	1,729	2,622	2,751
Rice.....	"	2,091,020	3,142,874	806,176	3,132,734	1,521,912	1,654,714	4,922,746	4,970,810	2,324,424	4,302,049
" Paddy.....	"	9,511	60,593	8,964	4,508	2,473	20,759	...	32,131
Seed Cake.....	"	13,941	8,887	4,694	25,599	37,680	20,234	36,667	48,693	34,225	36,475
" Rape.....	"	8,123	248	1,244	610	11	65	65,574	18,719	235,962	162,715
" Sesamum.....	"	911	534	340	16	46	9,644	33,431	23,813	11,375	7,885
Silk, Raw, White.....	"	1,298	1,163	1,583	1,011	1,329	788	1,795	996	1,387	353
" Various.....	"	1,460	1,548	1,860	1,192	981	1,106	759	1,000	1,228	1,151
Tea, Black.....	"	469	280	151	458	274	446	459	139	278	241
" Green.....	"	123	227	415	123	245	327	264	133	381	576
Tobacco, Leaf.....	"	343	4,847	638	122	2,477	3,500
" Prepared.....	"	846	944	739	643	691	436	662	253	206	303
Wheat.....	"	61,934	38,025	3,451	95,311	112,332	11,340	122,965	170,777	139,981	324,169

TABLE No. 3.—VALUE OF TRADE.

Comparative Table of the Value of the Trade, for the Years 1893 to 1902.

YEARS.	IMPORTS FROM		EXPORTS TO		TOTAL IMPORTS AND EXPORTS.	RE-EXPORTS.	TREASURE AND COPPER COINS.		TRANSIT TRADE.	
	Foreign Countries.	Native Ports.	Foreign Countries.	Native Ports.			Imported.	Exported.	Inwards.	Outwards.
	Hk. Tk.	Hk. Tk.	Hk. Tk.	Hk. Tk.	Hk. Tk.	Hk. Tk.	Hk. Tk.	Hk. Tk.	Hk. Tk.	Hk. Tk.
1893.....	15,258	5,473,946	4,202	4,194,066	9,687,472	25,510	402,540	1,914,575	1,134,322	98
1894.....	24,309	5,064,636	3,142	5,152,948	10,245,035	20,495	689,810	1,785,247	931,118	4,703
1895.....	3,618	5,618,698	3,868	2,356,559	7,982,743	23,261	686,773	1,491,908	981,889	1,710
1896.....	34,453	6,099,226	1,051	5,507,551	11,642,281	17,453	624,820	1,393,160	1,394,653	...
1897.....	2,105	5,678,140	8,935	3,223,186	8,912,366	24,005	172,310	1,853,320	1,290,087	...
1898.....	4,711	6,163,754	3,551	4,033,501	10,205,517	24,988	522,941	1,904,270	1,283,948	...
1899.....	69,758	9,640,786	11,400	10,596,952	20,318,896	37,047	581,269	1,385,440	2,212,236	1,334
1900.....	87,794	8,329,651	17,938	9,696,603	18,131,986	51,038	397,080	1,214,246	1,461,724	...
1901.....	90,254	7,720,649	15,416	5,501,399	13,327,718	37,966	164,480	1,239,616	1,774,459	...
1902.....	151,855	8,025,332	13,555	10,935,312	19,126,054	35,226	780,823	1,522,350	2,171,175	990

TABLE No. 4.—SHIPPING.

Comparative Table of Shipping, for the Years 1893 to 1902.

a.—Under General Regulations.

YEARS.	ENTERED INWARDS.						CLEARED OUTWARDS.					
	STEAMERS.		SAILING VESSELS.		TOTAL.		STEAMERS.		SAILING VESSELS.		TOTAL.	
	No.	Tons.	No.	Tons.	No.	Tons.	No.	Tons.	No.	Tons.	No.	Tons.
1893.....	1,248	1,304,677	205	18,375	1,453	1,323,052	1,247	1,303,916	207	18,560	1,454	1,322,476
1894.....	1,275	1,308,179	94	14,463	1,369	1,322,642	1,276	1,308,940	92	13,985	1,368	1,322,925
1895.....	1,123	1,201,004	236	23,004	1,359	1,224,008	1,122	1,199,877	236	23,073	1,358	1,222,950
1896.....	1,259	1,399,838	193	22,679	1,452	1,422,517	1,258	1,398,903	194	22,983	1,452	1,421,886
1897.....	1,181	1,406,093	182	26,566	1,363	1,432,659	1,183	1,408,155	183	26,671	1,366	1,434,826
1898.....	1,301	1,454,270	202	31,190	1,503	1,485,460	1,299	1,453,100	209	31,004	1,508	1,484,104
1899.....	1,466	1,643,132	281	36,517	1,747	1,679,649	1,460	1,635,844	300	36,757	1,760	1,672,601
1900.....	1,697	1,855,717	169	24,483	1,866	1,880,200	1,698	1,857,455	187	23,816	1,885	1,881,271
1901.....	1,732	2,068,753	270	30,087	2,002	2,098,840	1,737	2,074,901	283	29,862	2,020	2,104,763
1902.....	1,834	2,278,259	258	26,720	2,092	2,304,979	1,834	2,277,498	252	24,947	2,086	2,302,445

b.—Under Inland Steam Navigation Rules.

YEARS.	ENTERED INWARDS.		CLEARED OUTWARDS.		TOTAL ENTERED AND CLEARED.	
	No.	Tons.	No.	Tons.	No.	Tons.
1893-98.....
1899.....	103	988	103	988	206	1,976
1900.....	143	2,136	143	2,136	286	4,272
1901.....	116	1,501	115	1,482	231	2,983
1902.....	151	1,971	152	1,990	303	3,961

TABLE No. 5.—TREASURE.

Treasure Imported and Exported during the Year 1902.

COUNTRIES FROM WHICH IMPORTED AND TO WHICH EXPORTED.	IMPORTS.					EXPORTS.				
	GOLD.	SILVER.		COPPER COINS.	COPPER CASH.	GOLD.	SILVER.		COPPER COINS.	COPPER CASH.
	In Bars.	In Sycee.	In Dollars.	Hk. Tls.	Hk. Tls.	In Bars.	In Sycee.	In Dollars.	Hk. Tls.	Hk. Tls.
	Hk. Tls.	Hk. Tls.	Hk. Tls.	Hk. Tls.	Hk. Tls.	Hk. Tls.	Hk. Tls.	Hk. Tls.	Hk. Tls.	Hk. Tls.
1. FOREIGN COUNTRIES
TOTAL: 1. FOREIGN COUNTRIES
2. CHINA:—										
Hankow.....	33,980
Kiukiang.....	...	6,000	14,700
Anking.....	...	4,000	13,030	26,170
Tatang.....	...	1,680	6,000	2,100
Nanking.....	...	44,120	27,833	...	100	...	1,900
Chinking.....	...	92,670	1,320	6,240	347,620
Shanghai.....	...	562,630	15,200	1,095,880
TOTAL: 2. CHINA.....	...	711,100	63,383	6,240	100	...	1,522,350
TOTAL: 1 and 2. FOREIGN COUNTRIES AND CHINA.....	...	711,100	63,383	6,240	100	...	1,522,350
GRAND TOTAL.....	...	774,483	63,383	6,340	1,522,350

TABLE No. 6.—PASSENGER TRAFFIC.

Passenger Traffic during the Year 1902.

PASSENGERS TO			PASSENGERS FROM	
Foreigners.	Natives.		Foreigners.	Natives.
114	22,222	Shanghai and Stations.....	35	22,056
63	30,726	Hankow " ".....	28	26,008
...	...	Taiping-fu and Nanking.....	...	317
...	3,431	Luchou-fu.....	...	3,213
...	953	Tatang.....	...	1,297
...	97	Ningkuo-fu.....	...	104
177	57,429	TOTAL.....	63	52,995

TABLE No. 7.—TEA.

Tea Exported during the Year 1902.

DESTINATION.	WUHU TEA.	
	Quantity.	Value.
	<i>Piculs.</i>	<i>Hk. Ta.</i>
Tientsin.....	16	372
Shasi.....	24	583
Hankow.....	6	128
Shanghai.....	741	17,988
Foochow.....	30	675
TOTAL	817	19,746

NANKING TRADE REPORT, FOR THE YEAR 1902.

1°. LOCAL—The year 1902 opened with every prospect of a steadily increasing volume of business. The first month's Revenue collection was a record, and the published statistics for the first quarter of the year gave evidence of progress in nearly all branches of steamer-borne trade. If the bright prospect afterwards became clouded, and the final results are not all that the most sanguine could have desired, the figures appended to this Report, if studied with the recollection of the many adverse conditions which prevailed during the greater part of the year, cannot be considered altogether discouraging. The total value of the trade increased by over *Hk.Tta* 2,100,000, in spite of a smaller importation of Foreign Opium and a serious decrease in the export of Silk Piece Goods—the two most costly items in the Import and Export lists respectively. The decline in Revenue, notwithstanding a manifestly general increase in trade, is regrettable, but, as will be shown later, is due to special causes and the incidence of taxation. The spring crops were good, Beans, Peas, and Wheat yielding an abundant harvest. But the cold and wet weather which prevailed during the months of April and May played havoc with the local Silk-producing industry by destroying immense numbers of immature worms. Mulberry leaves, which are cultivated throughout Nanking, could not find purchasers at a tenth of the price paid in 1901, and only a fifth of the usual production of Raw Silk is reported to have been realised. As at least a third of the population depends directly or indirectly on the Silk industry for a livelihood, it can easily be understood how a bad season reacts on the welfare of the place. Fortunately, the Rice crop was a good one, otherwise distress would have been much more widespread later in the year. With the summer came cholera, not the few sporadic cases always to be looked for in a Chinese city, but a serious epidemic, which lasted from June to September and carried off from 30,000 to 40,000 inhabitants. Native statistics are always open to a certain amount of suspicion, but I am informed that 28,000 coffins were given away to the poor alone, amongst whom the mortality was greatest. The disease was undoubtedly aggravated by a severe drought, which, in contrast to the flood of the preceding year, has been a feature of 1902. Most of the ponds and a large number of the wells in the city dried up, and the poorer classes, reduced to contaminated water for washing their food and drinking purposes, were rendered peculiarly liable to attack. Much good work was done by medical missionaries, and many lives were saved, especially when recourse to the Foreign doctor was had in time. Many almost hopeless cases were successfully treated by the injection of salt water into the veins. Chinese superstition had, of course, plenty of explanations to give for the outbreak, and prescribed the usual remedies—theatrical representations, temple processions, and the like. To their credit it may be said of the more enlightened that they gave freely to provide medicine, but it was left to the Foreign hospitals to distribute broadcast over the city notices explaining the nature of the disease and giving useful advice as to cleanliness and diet. 15 stations in connexion with the hospitals were maintained in various parts of the city for the free distribution of medicine. In connexion with this epidemic it may be noted as perhaps more than a coincidence that, according to the records, the great flood of 1850 was followed by a serious pestilence. The provincial examinations, which should have taken place in 1900, were held during the autumn, and brought some 20,000 students to the city. To the disappointment of the tradespeople, who always make great preparations for this visit, they came in smaller

numbers than usual, arriving late and leaving immediately after the examinations, on account of the cholera. Of the candidates sent up by the city, 22 were successful in obtaining the coveted degree. The departure of the students coincided with the appearance of invaders of another and far less welcome kind in the shape of countless swarms of locusts, which, travelling up river, appeared in this neighbourhood towards the end of September. The insects soon made short work of every green thing in the fields where they alighted; but they did less actual damage than in the regions traversed on their way hither, because, fortunately, the autumn crops of Millet and Indian Corn were nearly ripe for harvest and within a few days were hastily gathered in and placed beyond reach of harm. It was remarked how strictly the locusts confined their attentions to certain localities, portions of the city appearing to be quite free from the plague, while, close by, the ground and every object was literally seething with insects. The nature of the soil rather than choice of food was probably the influencing cause, as the locusts apparently visited this part of the Yangtze Valley to deposit their eggs in ground rendered suitable for their purpose by the prolonged drought. Following precedent, the District Magistrates opened offices for the collection of the locusts, and rewards of a certain number of cash were issued for each catty of corpses brought in. It is to be feared, however, that these measures, apart from providing a certain amount of amusement for small children, were of little avail, and that unless the snow has had its supposed effect in destroying the larvæ, the poor farmer will have again to reckon with the pest in the spring of 1903. Of local industries other than Silk, the Paper Fan trade, which employs some 60,000 or 70,000 inhabitants, appears to have had a fairly good year, and, in a smaller way, the coffinmakers, those interested in the building trades, and the book shops have all realised handsome profits. The dearness of Rice, in spite of a good harvest, and the low exchange between the silver currency of the place (the Kiangnan dollar) and copper cash, is said, however, to have borne hardly on the mass of the people, who, at all times without much margin, have undoubtedly felt the pressure in the last year of increased taxation to meet indemnity and other payments.

2°. REVENUE.—The decrease of *Hk. Ts.* 10,500 in the total collection will be seen from the comparative table to fall under the Export and Opium Duty headings. To account for the decline in Export Duties it is only necessary to point to one item—Silk Piece Goods,—which paid *Hk. Ts.* 8,000 less than in 1901. Coast Trade Duties somewhat made up for the decrease in Opium Duty and Likin. Out of the total amount of Import Duty collected, *Hk. Ts.* 1,430 represents the amount of increase directly attributable to the new Tariff.

3°. FOREIGN TRADE.—(a.) Imports, (b.) Exports, and (c.) Re-exports.—There were no direct shipments to or from Nanking during the year under review.

4°. COAST TRADE.—(a.) Original Shipments Coastwise.—From what has been already said it will be seen that the year has been a bad one for Nanking's chief staple—Silk Piece Goods,—and the decrease in shipments of 800 piculs has had a striking effect on both the Revenue collection and the value of the Export trade. The weaving industry had not only to contend with enhanced prices of local Silk, which rose from \$34 per 100 ounces at the opening of the market to \$45 at the close of the year, but Chehkiang fine Silk, indispensable in the manufacture of Satin, which cost \$43 during the first months of the year, could only latterly be obtained for \$54 per 100 ounces. Notwithstanding the rapidly rising price of raw material, manufactures did not slacken, the dealers anticipating a heavy demand from students attending the examinations and constituents in the North. These hopes were not, as it happened, realised, and in consequence it was found by the end of the year that disposable stocks had been greatly overestimated. The supply of raw material was therefore shut off and many looms went out of work. To turn to other items in the Export table, it is satisfactory to note that the trade

is growing, and some large additions will be seen in the various items, notably Raw Cotton, grown in the Ho-chou district of Anhwei and shipped on account of Japan; Wheat, the export of which was, unfortunately, prohibited in the latter half of the year; Salted Turnips, much appreciated by Natives in the South, though of no account locally; Beans and Peas; and Melon and Sesamum Seed. The quantity of Goat Skins exported was much the same as in 1901, which was reckoned a good year. With the exception of Silk Piece Goods, manufactured locally, Nanking draws its principal Exports from the north of the river; they consist of Skins, Hides, oleaginous Seeds, and Feathers, and are gathered from the provinces of Honan, Anhwei, and Southern Shantung. The most important exchange mart for Lower Yangtze trade is situated at Po-chou, in the extreme north-west of Anhwei, and the route is thence by water to Ling-hai-kuan, a transshipping station close to Fêng-yang-fu, and from there by road to P'u-k'ou, a once prosperous town on the opposite bank of the Yangtze, within sight of Nanking, the name of which has become familiar lately in connexion with railway schemes. Since Taiping Rebellion days P'u-k'ou has been deserted; but within the last few years a reviving trade has caused a busy suburb to grow up outside the city walls. Previous to the Rebellion P'u-k'ou was undoubtedly a serious rival to Chinkiang as the chief outlet to the Lower Yangtze from the three provinces alluded to, and signs are not wanting that, given a chance, trade would return to its old channel and Nanking, as a Treaty port, regain something of its former commercial pre-eminence. It may be of interest briefly to compare the rival routes. From Ling-hai-kuan to P'u-k'ou by road the distance is, roughly, 100 miles; to Chinkiang *viâ* the Hung-tsé Lake, Chinkiang-pu, and the Grand Canal, between 300 and 400 miles. By the land route 100 piculs of goods can be conveyed to the steamer in an average of one week all the year round for about \$90; by the water route the various charges, official and unofficial, amount to nearly \$70 per 100 piculs, and the time taken *en route* from three weeks under favourable circumstances in summer to two and a half months in winter. As time is a very serious object to the Chinese trader who, working with a very small capital, has to rely on quick returns for his profit, and as the difference in cost of carriage, apart from time gained, may, to a great extent, be represented by insurance against the longer and often very risky boat journey across the Hung-tsé Lake, it may perhaps be asked why the great bulk of the trade from Po-chou still travels to the steamers at Chinkiang and Shanghai by a roundabout waterway, thickly studded with Likin barriers, instead of seeking the more direct and, in pre-Likin days, original route. The explanation is probably to be found in the fact that, for certain kinds of goods, Transit Pass facilities, only obtainable at Chinkiang and Shanghai, outweigh all other considerations; that shipping facilities at Nanking are far from adequate; that some kinds of goods travel better in boats than on pack-animals; and that it will take some time for a trade which has only come into existence during the period of China's relations with Foreign countries, and has in that time followed one channel, to forsake it for a route which under other conditions was the natural and inevitable one for Native trade to take. There can, however, be no doubt that the tendency will, even under present conditions, be more and more to use the overland route, and that a line of rail from Fêng-yang-fu to P'u-k'ou, together with better shipping facilities at Nanking, would probably at once divert the entire trade to P'u-k'ou. Among the conditions which affect the Nanking Export trade adversely the following may be mentioned, in addition to the want of outward transit facilities already alluded to: the almost entire absence of any kind of godown accommodation for storing goods; the entirely inadequate tonnage available for shipping when cargo is offering most freely; and the extraordinary diversity of currencies employed in the different trades (for example, Spanish dollars, no longer minted and therefore peculiarly liable to the operations of corner speculators, are a *sine quâ non* in the purchase of certain kinds of goods, and have to be procured and sent

up country at a great expense; other articles can only be had in exchange for Mexican or Kiangnan dollars, as the case may be; while sycee of various degrees of touch, the mysteries of which are only known to the initiated, is essential for yet other classes of Exports. It must also be said that the Nanking traders are up to all the tricks of the trade and do not enjoy a very good reputation for honesty).

(b.) *Reshipments Coastwise*.—No remarks.

(c.) *Coastwise Arrivals*.—An increase of a million taels in the value of Foreign Imports and of almost half a million in the case of Native Imports respectively would seem to show that conveyance by steamer is slowly ousting other modes of transport. As Foreign Imports consumed in Nanking either pay Duty at Shanghai or are imported for the use of Government, this increase in value has not had any beneficial effect on Revenue collection; but in the case of the Native trade, the increase in value will be found to have had a corresponding result in an enhanced Coast Trade Duty collection. A slight but general increase in the figures for Cotton Piece Goods is shown, with the exception of English Sheetings. An increasing number of looms weaving Nankeens perhaps accounts for the rise in quantity of Indian Cotton Yarn imported; activity in the local Mint, now turning out large numbers of 1-cent pieces, explains the abnormally large figures for Copper Slabs from Japan; and the fact that nearly every coolie has discarded the pipe in favour of the Cigarette bears out the rise in value of importations of the latter commodity: the advertising enterprise of importers, which has disfigured the city wall and Drum Tower with huge and hideous posters, is, however, to be deprecated. From the Kerosene Oil figures it will be seen that more of this commodity is now coming in Foreign-type vessels, and that the Sumatra variety has caught up and far outdistanced its two competitors: the importation of this one kind alone exceeds the entire amount returned in 1901. Foreign Soap is apparently being ousted by a Native variety manufactured locally; while the reverse is the case with that indispensable implement—the Umbrella. In Native Imports the chief points of interest are a large increase in the quantity and value of Printed Books, Coal, Medicines, Musk (said to be a remedy in cholera), Coffin-wood (also significant in this latter connexion), Wood Poles (for which building activity caused a large demand), and Vegetable Tallow.

5°. *INLAND TRANSIT*.—No remarks.

6°. *SHIPPING*.—There have been no additions during the year to the companies owning hulks, and the river steamer tonnage is still divided between the British and Chinese flags. The tonnage available, it must be admitted, is not sufficient for the requirements of the port when trade is brisk, and shippers have often had to complain of the shutting out of their cargo time after time. As Nanking does not enjoy a monopoly of brisk trade, the steamer companies can hardly be blamed for preferring to fill their steamers up at Hankow and Kiukiang with through cargo for Shanghai; but it would certainly be a boon if at such times a small steamer could be put on to run, say, as far as Wuhu and serve the lower ports. This suggestion does not, of course, apply to the winter months, when steamers are strictly limited as to draught by the exigencies of the channel in the upper reaches. The attempt of the river steamer companies to control the interport passenger trade by cutting rates has not been successful in driving steam-launches from the river, and several are now running between Nanking and Chinkiang. The keenest competition prevails between the launch companies, and touting for passengers has been developed into a fine art. A considerable number of lorchas and chartered junks have entered during the year; the latter bring Coal from Hunan mines *via* Hankow, and the former chiefly Coal or Kerosene Oil from Shanghai.

7°. *PASSENGER TRAFFIC*.—An increase of some 20,000 Native passengers, inwards and outwards, represents, roughly, the number of students who came to the provincial examinations,

and it is not therefore surprising to find the increase credited to the ports in the Liang Kiang administration.

8°. TREASURE.—No remarks.

9°. OPIUM.—(a.) *Foreign*.—A decrease of 170 piculs of Malwa is somewhat discounted by an advance in the importation of both Patna and Benares; the two latter kinds were between Fr s 20 and Fr s 30 cheaper per chest than in 1901, whereas Malwa was slightly dearer than in the previous year.

(b.) *Native*.—Although the Hsü-chou crop was a good one, the price of the Kiangsu drug was considerably dearer than in 1901, and varied from Fr s 17 per 100 taels at the beginning of the year to Fr s 25 for the same quantity in the latter half of 1902. The reason is said to have been an unusual demand for Kiangsu Opium on the part of Chehkiang and Szechwan, where the local crops were deficient. A change in the method of collecting the tax on prepared Opium was introduced during the year: formerly it was collected from the Opium dens in the shape of a fixed charge on each lamp provided; by an arrangement with the dealers in the raw drug, the tax is now guaranteed by them, and to recoup themselves they charge an extra 10 cash per ounce when retailing to customers.

10°. MISCELLANEOUS.—The most striking events of the year under review may be here briefly recorded, and were: the review of the city garrison by the Governor of the province, His Excellency ÈN SHOU, in May; the sinking at her moorings on 22nd June, by an unexplained and terrible explosion, of the Chinese cruiser *Kaichi*, involving the total loss of the vessel and a great number of lives; the death of His Excellency the Viceroy, LIU, in his yamên on 5th October; the ceremonies in connexion with the deceased statesman's funeral, which was attended, as a mark of respect, by naval and Consular representatives of the Powers; the arrival of His Excellency CHANG *Kung-pao*, and his assumption of charge as Acting Viceroy; the banquet provided by the latter in honour of Her Majesty the Empress Dowager's birthday on 9th November; and an abortive attempt on the part of so-called Boxers to practise their drill in the neighbourhood of Nanking. Evidence of progress may be seen in the number of new Foreign roads constructed in different parts of the city and the repairing of the original Maloo. A uniformed police force has been enrolled to patrol the latter, and some steps in the matter of lighting and control of traffic attempted. In connexion with the "New Learning," schools, under the direction of the District Magistrates and Prefect, for elementary and secondary education have been opened in what were the Hsi Yin (惜陰) and Wên Chêng (文正) Shu Yüan respectively; what has hitherto been known as the Scientific College has been converted into a school for the supply of teachers, and a site near the Chi-lung-shan has been procured and set apart for the erection of the Provincial College. The revision of postal rates, which came into force in April, has resulted in a great increase of mail matter passing through the Imperial Post Office, an average of 1,000 Chinese letters being posted every day. In conclusion, I am glad to record that progress in connexion with the Shanghai-Nanking Railway is at last being made, admitting of the hope that before long actual work will be commenced on at least a section of the road.

F. A. AGLÉN,

Commissioner of Customs.

NANKING, 20th February 1903.

NANKING TRADE RETURNS,

FOR THE YEAR 1902.

A.—GENERAL TABLES.

TABLE No. I.—SHIPPING.

Number and Tonnage of Vessels Entered and Cleared under each Flag,
for the Year ended 31st December 1902.

a.—Under General Regulations.

FLAG.	STEAMERS.													
	ENTERED INWARDS.						CLEARED OUTWARDS.						TOTAL ENTERED AND CLEARED.	
	With Cargo.		In Ballast.		TOTAL.		With Cargo.		In Ballast.		TOTAL.			
	No.	Tons.	No.	Tons.	No.	Tons.	No.	Tons.	No.	Tons.	No.	Tons.	No.	Tons.
British.....	340	597,777	251	116,793	591	714,570	302	534,284	289	180,286	591	714,570	1,182	1,429,140
American.....	1	461	192	5,251	193	5,712	1	461	192	5,243	193	5,704	386	11,416
German.....	1	1,150	1	1,150	1	1,150	1	1,150	2	2,300
Chinese.....	208	304,673	242	62,543	450	367,216	210	307,574	235	59,540	445	367,114	895	734,330
Total Steamers.....	550	904,061	685	184,587	1,235	1,088,648	513	842,319	717	246,219	1,230	1,088,538	2,465	2,177,186
	SAILING VESSELS.													
Chinese.....	229	25,730	229	25,730	5	1,269	224	23,976	229	25,245	458	50,975
Total Sailing Vessels	229	25,730	229	25,730	5	1,269	224	23,976	229	25,245	458	50,975
GRAND TOTAL...	779	929,791	685	184,587	1,464	1,114,378	518	843,588	941	270,195	1,459	1,113,783	2,923	2,228,161

b.—Under Inland Steam Navigation Rules.

FLAG.	ENTERED INWARDS.						CLEARED OUTWARDS.						TOTAL ENTERED AND CLEARED.	
	With Cargo.		In Ballast.		TOTAL.		With Cargo.		In Ballast.		TOTAL.			
	No.	Tons.	No.	Tons.	No.	Tons.	No.	Tons.	No.	Tons.	No.	Tons.	No.	Tons.
American.....	60	960	60	960	63	1,032	63	1,032	123	1,992
Chinese.....	74	1,098	74	1,098	76	1,136	76	1,136	150	2,234
TOTAL.....	134	2,058	134	2,058	139	2,168	139	2,168	273	4,226

TABLE No. II.—GROSS AND NET VALUES OF THE TRADE OF NANKING,
1900 TO 1902.

	1900.		1901.		1902.	
	NET VALUES.	GROSS VALUES.	NET VALUES.	GROSS VALUES.	NET VALUES.	GROSS VALUES.
FOREIGN GOODS.	<i>Hk. Ta</i>	<i>Hk. Ta</i>	<i>Hk. Ta</i>	<i>Hk. Ta</i>	<i>Hk. Ta</i>	<i>Hk. Ta</i>
Imported from Foreign Countries and Hongkong.....	15,000		10,000		...	
Imported from Chinese Ports.....	1,428,569		1,794,228		2,812,540	
Total Foreign Imports.....		1,443,569		1,804,228		2,812,540
Re-exported to Foreign Countries and Hongkong	
Re-exported to Chinese Ports (chiefly to Central and Yangtze Ports).....	4,199		4,582		5,699	
Total Foreign Re-exports.....	4,199		4,582		5,699	
Net Total Foreign Imports.....	1,439,370		1,799,646		2,806,841	
NATIVE PRODUCE.						
Imported (chiefly from Yangtze, Central, and Southern Ports).....		731,409		634,591		1,083,380
Re-exported to Foreign Countries.....	
Re-exported to Chinese Ports.....	12,468		5,757		10,644	
Total Native Re-exports.....	12,468		5,757		10,644	
Net Total Native Imports.....	718,941		628,834		1,072,736	
Native Produce of local origin Exported to Foreign Countries.....	...		468		...	
Native Produce of local origin Exported to Chinese Ports.....	1,710,284		2,191,129		2,911,108	
Total Exports of local origin ...		1,710,284		2,191,597		2,911,108
Gross Value of the Trade of the Port.....		3,885,262		4,630,416		6,807,028
Net Value of the Trade of the Port, i.e., Foreign and Native Imports less Re-exports, and Native Exports of local origin.....	3,863,595		4,620,077		6,790,685	

TABLE No. III.—TRADE IN FOREIGN GOODS.—Imports and Re-exports.

DESCRIPTION OF GOODS.	Classifier of Quantity.	IMPORTS FROM FOREIGN COUNTRIES AND HONGKONG.		IMPORTS FROM CHINESE PORTS.		RE-EXPORTS TO FOREIGN COUNTRIES AND HONGKONG.		RE-EXPORTS TO CHINESE PORTS.		NET TOTAL IMPORTS.	
		Quantity.	Value.	Quantity.	Value.	Quantity.	Value.	Quantity.	Value.	Quantity.	Value.
		<i>Hk. Ts</i>		<i>Hk. Ts</i>		<i>Hk. Ts</i>		<i>Hk. Ts</i>		<i>Hk. Ts</i>	
OPIUM:—											
Malwa.....	<i>Piculs</i>	536.00	452,920	536.00	452,920
Patna.....	"	163.20	126,480	163.20	126,480
Benares.....	"	144.00	111,600	144.00	111,600
COTTON GOODS:—											
Shirtings, Grey, Plain.....	<i>Pieces</i>	83,016	209,200	83,016	209,200
" White, ".....	"	13,391	46,869	13,391	46,869
" White, Figured, Brocaded, and Spotted.....	"	40	88	40	88
White Cotton Lenos.....	"	240	437	240	437
Shirtings, Dyed, Plain.....	"	196	392	196	392
" Dyed, Figured, Brocaded, and Spotted.....	"	1,838	3,180	1,838	3,180
Dyed Cotton Metz Cords.....	"	50	140	50	140
T-Cloths, 32 inches.....	"	1,450	3,161	1,450	3,161
" 36 ".....	"	50	128	50	128
Drills, English.....	"	3,715	14,860	3,715	14,860
" Indian.....	"	1,064	4,043	1,064	4,043
" Dutch.....	"	195	712	195	712
" American.....	"	22,265	89,060	22,265	89,060
Jeans, English.....	"	6,710	20,130	6,710	20,130
" American.....	"	90	257	90	257
Sheetings, English.....	"	38,470	138,492	38,470	138,492
" Dutch.....	"	60	302	60	302
" American.....	"	2,030	6,598	2,030	6,598
Chintzes and Furnitures.....	"	270	675	270	675
Cotton Prints, Plain.....	"	5,954	14,280	5,954	14,280
Printed T-Cloths.....	"	780	2,067	104	276	676	1,791
" Cotton Twills.....	"	633	2,184	633	2,184
Turkey Red Shirtings.....	"	220	550	220	550
" " Cambrics.....	"	3,459	8,475	3,459	8,475
Cotton Lastings, Plain.....	"	761	3,234	761	3,234
" " Figured.....	"	2,790	10,323	2,790	10,323
" Italians, Plain.....	"	8,069	50,431	30	187	8,039	50,244
" " Figured.....	"	902	4,330	902	4,330
" Checks, Dyed.....	"	729	1,713	729	1,713
" Figures, ".....	"	474	1,380	474	1,380
" Crimps.....	"	150	437	150	437
Velvets.....	"	948	8,532	948	8,532
Cambrics, Plain and Printed.....	"	143	608	143	608
Lawns, ".....	"	1,280	2,867	1,280	2,867
Muslins, ".....	"	2,450	7,683	2,450	7,683
Handkerchiefs, Cotton.....	<i>Dozens</i>	4,772	1,909	4,772	1,909
Towels.....	"	8,119	4,683	8,119	4,683
Blankets, Cotton.....	<i>Pieces</i>	1,589	872	1,589	872
Cotton Spanish Stripes.....	"	528	3,824	528	3,824
" Flannel.....	"	4,946	15,120	4,946	15,120
" Ticks.....	"	460	1,835	460	1,835
Oxford Shirtings.....	"	100	280	100	280
Cotton Cretonne.....	"	539	1,726	539	1,726
Japanese Cotton Cloth.....	"	810	548	810	548
Mosquito Netting.....	"	300	703	300	703
Cotton Goods, Unclassed.....	"	374	1,777	374	1,777
" Yarn, English.....	<i>Piculs</i>	147	3,425	147	3,425
" " Indian.....	"	3,054	65,114	3	64	3,051	65,050
" " Japanese.....	"	218	4,481	218	4,481
" Thread.....	"	6	480	6	480

TABLE No. III.—TRADE IN FOREIGN GOODS.—Imports and Re-exports—Cont^d.

DESCRIPTION OF GOODS.	Classifier of Quantity.	IMPORTS FROM FOREIGN COUNTRIES AND HONGKONG.		IMPORTS FROM CHINESE PORTS.		RE-EXPORTS TO FOREIGN COUNTRIES AND HONGKONG.		RE-EXPORTS TO CHINESE PORTS.		NET TOTAL IMPORTS.	
		Quantity.	Value.	Quantity.	Value.	Quantity.	Value.	Quantity.	Value.	Quantity.	Value.
WOOLLEN GOODS:—											
			<i>Hk. Ts</i>		<i>Hk. Ts</i>		<i>Hk. Ts</i>		<i>Hk. Ts</i>		<i>Hk. Ts</i>
Camlets, English	<i>Pieces</i>	210	1,733	210	1,733
Lastings, Plain	"	20	153	20	153
Long Ells	"	1,005	6,382	1,005	6,382
Spanish Stripes	"	504	4,914	504	4,914
Cloth, Broad, Medium, and } Habit	"	258	5,289	258	5,289
Blankets	<i>Pairs</i>	53	368	53	368
Union or Poncho Cloth	<i>Pieces</i>	18	100	18	100
Flannel	"	60	960	60	960
Italian Cloth, Plain and } Figured	"	1,002	9,388	1,002	9,388
Woollen Goods, Unclassed	"	60	206	60	206
" Yarn	<i>Piculs</i>	49	6,134	49	6,134
MISCELLANEOUS PIECE GOODS:—											
Silk and Cotton Mixtures, } Japanese	<i>Piculs</i>	17	4,711	17	4,711
Plush	<i>Pieces</i>	129	4,324	129	4,324
Miscellaneous Piece Goods, } Unclassed	"	47	1,584	47	1,584
METALS:—											
Iron, Bar	<i>Piculs</i>	73	205	73	205
" Hoop	"	6	20	6	20
" Galvanized	"	4	34	4	34
" Sheets and Plates	"	25	65	25	65
" Sheets and Plates, } Galvanized	"	770	5,685	21	167	749	5,518
" Wire	"	239	1,589	239	1,589
" Pig and Kentledge	"	875	962	875	962
" Old	"	78	169	78	169
" Nails	"	730	3,558	730	3,558
Ironware, Unclassed	"	1	12	1	12
Tin, in Slabs	"	374	16,847	374	16,847
Tinplates	"	35	276	35	276
Lead, in Pigs	"	1,688	10,550	1,688	10,550
" Sheets	"	1	8	1	8
Copper, Sheets and Plates	"	189	5,668	4	126	185	5,542
" Old	"	27	598	27	598
" Wire	"	2	58	2	58
" Ingots	"	588	17,640	588	17,640
" Slabs, Japan	"	18,809	564,267	119	3,558	18,690	560,709
Yellow Metal, Sheets and } Plates	"	17	462	17	462
Brass Wire	"	29	769	29	769
Steel Bars	"	30	176	30	176
" Plates	"	25	147	25	147
" Cast	"	19	91	19	91
" Mild, Cuttings	"	30	101	30	101
Quicksilver	"	2	200	2	200
Nickel	"	15	1,132	15	1,132
Zinc, Sheets	"	4	48	4	48
Coloured and Decorated } Tinplates	"	15	120	15	120
Metals, Unclassed	<i>Value</i>	277	277

TABLE No. III.—TRADE IN FOREIGN GOODS.—Imports and Re-exports—Contd.

DESCRIPTION OF GOODS.	Classifier of Quantity.	IMPORTS FROM FOREIGN COUNTRIES AND HONGKONG.		IMPORTS FROM CHINESE PORTS.		RE-EXPORTS TO FOREIGN COUNTRIES AND HONGKONG.		RE-EXPORTS TO CHINESE PORTS.		NET TOTAL IMPORTS.	
		Quantity.	Value.	Quantity.	Value.	Quantity.	Value.	Quantity.	Value.	Quantity.	Value.
SUNDRIES:—			<i>Hk. Tls.</i>		<i>Hk. Tls.</i>		<i>Hk. Tls.</i>		<i>Hk. Tls.</i>		<i>Hk. Tls.</i>
Aniseed, Star.....	<i>Piculs</i>	140	3,441	140	3,441
Bags, Gunny and Hemp.....	<i>Pieces</i>	50,352	4,274	50,352	4,274
Bicho de Mar, Black.....	<i>Piculs</i>	222	9,334	222	9,242
Birds Nests, 1st Quality.....	<i>Catties</i>	172	5,762	12	380	160	5,382
" " 2nd " 	"	112	2,128	112	2,128
" " 3rd " 	"	1,107	3,043	1,107	3,043
Books and Charts.....	<i>Value</i>	703	703
Borax.....	<i>Piculs</i>	35	428	35	428
Boxes, Fancy.....	<i>Gross</i>	1,670	2,120	1,670	2,120
Braid, Llana.....	<i>Boxes</i>	32,500	6,717	32,500	6,717
Buttons, Brass.....	<i>Gross</i>	2,450	820	2,450	820
" Fancy.....	"	5,594	1,994	5,594	1,994
Camphor.....	<i>Piculs</i>	11	585	11	585
" Baroos, Clean.....	<i>Catties</i>	9	360	9	360
Candles.....	<i>Piculs</i>	753	14,228	753	14,228
Cardamoms, Superior.....	"	5	792	5	792
" Inferior.....	"	9	430	9	430
Cigars and Cigarettes.....	<i>Value</i>	21,426	21,426
Clocks.....	<i>Pieces</i>	1,381	2,541	1,381	2,541
Cloves.....	<i>Piculs</i>	26	436	26	436
Coal.....	<i>Tons</i>	15,074	90,444	15,074	90,444
Coke.....	"	1,506	18,076	1,506	18,076
Compo.....	<i>Piculs</i>	8	395	1	56	7	339
Cotton Waste.....	"	79	1,240	79	1,240
Cuttle-fish.....	"	41	610	1	18	40	592
Dyes and Colours, Aniline.....	<i>Value</i>	11,910	11,910
Emery Cloth.....	"	1,062	1,062
Fans, Palm-leaf, Untrimmed.....	<i>Pieces</i>	110,000	935	110,000	935
Fire-bricks.....	<i>Value</i>	1,504	1,504
Fish and Fishery Products.....	<i>Piculs</i>	22	585	3	79	19	506
Flour, American.....	"	1,769	7,780	11	36	1,758	7,744
Ginseng, Korean.....	"	1	2,166	1	2,166
" Japan, Crude.....	"	2	411	2	411
" American, Clarified.....	"	7	3,388	7	3,388
Glass, Window.....	<i>Boxes</i>	540	2,700	540	2,700
Glassware.....	<i>Value</i>	2,454	2,454
Glue, Cow.....	<i>Piculs</i>	23	303	23	303
Hardware.....	<i>Value</i>	4,061	4,061
Indigo, Liquid.....	<i>Piculs</i>	69	344	69	344
Instruments & Apparatus, } Scientific and Surgical.. }	<i>Value</i>	4,470	4,470
Isinglass.....	<i>Piculs</i>	23	1,322	23	1,322
Lamps and Lampware.....	<i>Value</i>	3,517	3,517
Lead, White.....	<i>Piculs</i>	191	1,716	191	1,716
" Yellow.....	"	135	1,177	135	1,177
Leather.....	"	45	1,607	45	1,607
Lung-ngan Pulp.....	"	229	3,785	2	33	227	3,752
Lung-ngans, Dried.....	"	337	3,603	337	3,603
Machinery.....	<i>Value</i>	566	566
Medicines.....	<i>Piculs</i>	113	1,290	113	1,290
" " " 	<i>Value</i>	6,527	60	6,527
Mushrooms.....	<i>Piculs</i>	45	2,312	45	2,312
Musical Instruments: Pi- anos and Organs..... }	<i>Value</i>	437	437
Mussels, Dried.....	<i>Piculs</i>	61	939	61	939
Needles.....	<i>Mille</i>	15,380	3,632	15,380	3,632
Oil, Kerosene, American.....	<i>Galls.</i>	37,500	6,329	37,500	6,329
" " Russian.....	"	12,330	1,772	12,330	1,772
" " Sumatra.....	"	72,750	7,588	72,750	7,588

TABLE No. III.—TRADE IN FOREIGN GOODS.—Imports and Re-exports—Cont^d.

DESCRIPTION OF GOODS.	Classifier of Quantity.	IMPORTS FROM FOREIGN COUNTRIES AND HONGKONG.		IMPORTS FROM CHINESE PORTS.		RE-EXPORTS TO FOREIGN COUNTRIES AND HONGKONG.		RE-EXPORTS TO CHINESE PORTS.		NET TOTAL IMPORTS.	
		Quantity.	Value.	Quantity.	Value.	Quantity.	Value.	Quantity.	Value.	Quantity.	Value.
<i>SUNDRIES, continued:—</i>											
			<i>Hk. Tls</i>		<i>Hk. Tls</i>		<i>Hk. Tls</i>		<i>Hk. Tls</i>		<i>Hk. Tls</i>
Oil, Bean.....	<i>Piculs</i>	262	1,757	262	1,757
" Cocoa-nut.....	"	66	1,029	66	1,029
" Hemp Seed.....	"	94	487	94	487
Paper, 1st Quality.....	"	374	14,947	374	14,947
" Wall.....	<i>Rolls</i>	5,892	381	5,892	381
Peel, Orange.....	<i>Piculs</i>	48	617	48	617
Pepper, Black.....	"	193	4,245	193	4,245
Photographic Materials.....	<i>Value</i>	504	504
Putchuck.....	<i>Piculs</i>	44	656	44	656
Raisins.....	"	54	728	54	728
Sandalwood.....	"	954	13,354	954	13,354
Seaweed.....	"	997	4,426	997	4,426
Seeds.....	"	117	515	117	515
Sharks Fins, White.....	"	125	17,157	1	165	124	16,992
" Prepared.....	"	4	796	4	796
Silk and Cotton Ribbons.....	<i>Value</i>	7,047	7,047
Skins (Furs), Rabbit.....	<i>Pieces</i>	1,020	603	1,020	603
Soap.....	<i>Value</i>	12,282	12,282
Soda.....	<i>Piculs</i>	1,947	7,109	1,947	7,109
Stationery.....	<i>Value</i>	893	893
Stores, Household.....	"	11,154	56	...	11,098
Sugar, Brown.....	<i>Piculs</i>	3,694	14,777	3,694	14,777
" White.....	"	2,848	15,662	3	15	2,845	15,647
" Refined.....	"	35,938	188,677	35,938	188,677
" Candy.....	"	1,159	9,444	1,159	9,444
Telegraphic Materials.....	<i>Value</i>	5,159	5,159
Thread, Gold, Imitation.....	<i>Piculs</i>	5	1,680	5	1,680
Timber, Beams, Hard-wood.....	<i>Cub. ft.</i>	4,982	2,232	4,982	2,232
" " Soft-wood.....	<i>Sup. ft.</i>	12,000	279	12,000	279
" Planks, Hard-wood.....	<i>Cub. ft.</i>	3,404	1,525	3,404	1,525
" " Soft-wood.....	<i>Sup. ft.</i>	104,070	2,098	104,070	2,098
" " Teak.....	<i>Cub. ft.</i>	402	540	402	540
Tin-foil.....	<i>Piculs</i>	7	303	7	303
Turmeric.....	"	401	2,003	401	2,003
Umbrellas, Cotton.....	<i>Pieces</i>	36,611	11,349	420	130	36,191	11,219
Vermilion.....	<i>Piculs</i>	25	1,991	25	1,991
Waters, Aerated and Mineral.....	<i>Value</i>	1,455	1,455
Wines and Spirits.....	"	3,481	15	...	3,466
Wood, Camagon.....	<i>Piculs</i>	169	507	169	507
" Garoo.....	"	2	775	2	775
" Laka.....	"	104	623	104	623
Sundries, Unenumerated.....	<i>Value</i>	29,139	186	...	28,953
TOTAL.....	<i>Hk. Tls</i>	2,812,540	5,699	...	2,806,841

SUMMARY.

IMPORTS from Foreign Countries	<i>Hk. Tls</i>	<i>Nil.</i>
Imports from Chinese Ports	„	2,812,540
TOTAL FOREIGN IMPORTS.....	—————	<i>Hk. Tls</i> 2,812,540
RE-EXPORTS to Central Ports.....	<i>Hk. Tls</i>	5,699
Total to Chinese Ports.....	<i>Hk. Tls</i>	5,699
TOTAL FOREIGN RE-EXPORTS.....	—————	<i>Hk. Tls</i> 5,699
NET TOTAL FOREIGN IMPORTS.....	—————	<i>Hk. Tls</i> 2,806,841

TABLE No. IV.—TRADE IN NATIVE PRODUCE.—Imports and Re-exports.

DESCRIPTION OF GOODS.	Classifier of Quantity.	IMPORTS FROM CHINESE PORTS.		RE-EXPORTS TO CHINESE PORTS.		RE-EXPORTS TO FOREIGN COUNTRIES AND HONGKONG.		NET TOTAL IMPORTS.	
		Quantity.	Value.	Quantity.	Value.	Quantity.	Value.	Quantity.	Value.
COTTON GOODS *:—									
Sheetings.....	Pieces	120	511	120	511
Cotton Yarn.....	Piculs	112	2,516	112	2,516
SUNDRIES:—									
Alum, Green.....	Piculs	2,438	2,194	2,438	2,194
Bamboo Shoots.....	"	376	2,484	376	2,484
Books, Printed.....	"	1,869	98,456	21	1,111	1,869	97,345
Brass Gongs, Old.....	"	58	1,064	58	1,064
Brassware.....	"	21	647	21	647
Buttons, Brass.....	"	7	410	7	410
Cake-stuff.....	"	60	1,009	60	1,009
Caps, Felt.....	Pieces	6,400	800	6,400	800
Cassia Lignea.....	Piculs	40	982	40	982
China-root.....	"	143	1,461	143	1,461
Cloth, Native (Nankeens).....	"	653	26,133	653	26,133
Clothing, Cotton.....	"	6	556	6	556
" " Old.....	"	727	6,228	727	6,228
Coal.....	Tons	7,428	51,996	7,428	51,996
Coir.....	Piculs	128	513	128	513
Coke.....	Tons	866	9,526	866	9,526
Cotton Ribbons.....	Piculs	10	786	10	786
Dates, Black.....	"	584	3,359	584	3,359
" Red.....	"	170	873	2	9	168	864
Dye-stuff.....	"	10,108	11,331	10,108	11,331
Fans, Paper.....	Pieces	923,259	18,465	21,914	438	901,345	18,027
" " Fancy.....	"	14,400	323	14,400	323
Fire-crackers and Fireworks.....	Piculs	61	943	61	943
Fish, Dried and Salt.....	"	122	911	122	911
" Maws.....	"	30	2,512	30	2,512
Flour.....	"	3,541	13,483	3,541	13,483
Fruit, Fresh, Unclassed.....	"	1,373	2,140	1,373	2,140
Fungus.....	"	420	10,284	420	10,284
Furniture.....	Value	...	2,474	2,474
Ginseng, Native.....	Piculs	17	1,930	17	1,930
Grasscloth, Fine.....	"	178	15,125	178	15,125
" Coarse.....	"	98	2,937	98	2,937
Gypsum.....	"	10,998	5,499	10,998	5,499
Hans.....	"	43	717	43	717
Hemp.....	"	439	3,293	439	3,293
" Twine, Thread, and Rope.....	"	34	513	34	513
Hides, Cow.....	"	26	364	26	364
Horns, Deer, Young.....	Pairs	17	1,785	17	1,785
Indigo, Liquid.....	Piculs	497	2,711	497	2,711
Ironware.....	"	5,218	19,122	4	56	5,214	19,066
Isinglass.....	"	10	589	10	589
Joss, Ornaments.....	Pairs	8,095	507	8,095	507
" Sticks.....	Piculs	117	583	117	583
Lead, Yellow.....	"	169	1,647	169	1,647
Leather.....	"	29	719	29	719
Lichees, Dried.....	"	124	1,112	2	18	122	1,094
Liquorice.....	"	44	466	44	466
Lung-ngan Pulp.....	"	18	298	18	298
Lung-ngans, Dried.....	"	244	2,441	244	2,441
Mats, Straw and Rush.....	Pieces	11,140	880	11,140	880
Medicines.....	Piculs	2,226	19,855	9	81	2,217	19,774
Mushrooms.....	"	10	485	10	485
Musk.....	Tael	310	7,071	310	7,071
Nutgalls.....	Piculs	1,063	13,294	1,063	13,294

* Steam Factory products.

TABLE No. IV.—TRADE IN NATIVE PRODUCE.—Imports and Re-exports—Cont^d

DESCRIPTION OF GOODS.	Classifier of Quantity.	IMPORTS FROM CHINESE PORTS.		RE-EXPORTS TO CHINESE PORTS.		RE-EXPORTS TO FOREIGN COUNTRIES AND HONGKONG.		NET TOTAL IMPORTS.	
		Quantity.	Value.	Quantity.	Value.	Quantity.	Value.	Quantity.	Value.
<i>SUNDRIES, continued:—</i>									
			<i>Hk. Ts</i>		<i>Hk. Ts</i>		<i>Hk. Ts</i>		<i>Hk. Ts</i>
Oil, Bean	<i>Piculs</i>	295	2,540	295	2,540
" Castor	"	72	684	72	684
" Tea	"	1,779	15,298	1,779	15,298
" Wood	"	8,563	64,225	8,563	64,225
Olives, Fresh	"	251	501	251	501
Opium, Native, Yunnan	"	38	15,253	38	15,253
Paper, 1st Quality	"	278	9,739	278	9,739
" 2nd	"	906	7,250	57	456	849	6,794
Peel, Orange	"	66	838	66	838
Plants and Shrubs	"	610	433	610	433
Pottery and Earthenware	"	172	844	172	844
Preserves	"	264	3,426	264	3,426
Rhubarb	"	53	788	53	788
Rope, Coir	"	49	489	49	489
Sanshu	"	265	1,852	265	1,852
Seed, Apricot	"	43	913	43	913
" Flower	"	56	526	5	60	51	466
" Lily Flower, or Lotus-nuts	"	304	6,988	304	6,988
" Melon	"	186	1,395	186	1,395
Silk, Raw, White	"	57	22,255	57	22,255
" Yellow	"	77	26,141	15	4,932	62	21,209
" Piece Goods	"	30	17,384	30	17,384
" and Cotton Mixtures	"	6	940	6	940
" Thread	"	1	307	1	307
" Ribbons	"	5	2,634	5	2,634
" Head-bands	"	7	1,017	7	1,017
Skins (Furs), Goat	<i>Pieces</i>	3,000	1,232	2,000	493	3,000	739
Sugar, Brown	<i>Piculs</i>	1,574	7,084	1,574	7,084
" White	"	1,303	7,169	1,303	7,169
" Candy	"	1,136	9,086	1,136	9,086
Tallow, Vegetable	"	5,000	44,996	5,000	44,996
Timber, Planks, Soft-wood	<i>Pieces</i>	2,956	456	2,956	456
" Spars and Beams	"	77	652	77	652
" Hard-wood	"	243	698	243	698
Tin	<i>Piculs</i>	32	1,427	32	1,427
Tobacco, Leaf	"	4,267	46,938	37	401	4,230	46,537
" Prepared	"	3,697	77,634	116	2,447	3,581	75,187
Turneric	"	364	1,819	364	1,819
Varnish	"	348	35,447	348	35,447
Walnuts, Shelled	"	63	447	63	447
Wax, White	"	68	3,931	68	3,931
Wood, Poles and Joists	<i>Pieces</i>	30,261	219,392	30,261	219,392
" Coffin	"	36,801	18,725	6	90	36,795	18,635
" Unclassed	"	12,863	2,956	12,863	2,956
Woodware	<i>Piculs</i>	25	621	25	621
Sundries, Unenumerated	<i>Value</i>	...	19,197	...	52	19,145
TOTAL	<i>Hk. Ts</i>	...	1,083,380	...	10,644	1,072,736

SUMMARY.

IMPORTS from Yangtze Ports	<i>Hk. Tā</i>	736,121
" " Central Ports	"	290,734
" " Southern Ports	"	56,525
Total from Chinese Ports	<i>Hk. Tā</i>	1,083,380
TOTAL NATIVE IMPORTS	<i>Hk. Tā</i>	1,083,380
RE-EXPORTS to Yangtze Ports	<i>Hk. Tā</i>	6,318
" " Central Ports	"	4,326
Total to Chinese Ports	<i>Hk. Tā</i>	10,644
TOTAL NATIVE RE-EXPORTS	<i>Hk. Tā</i>	10,644
NET TOTAL NATIVE IMPORTS	<i>Hk. Tā</i>	1,072,736

TABLE No. V.—TRADE IN NATIVE PRODUCE.—Exports and Re-exports.

DESCRIPTION OF GOODS.	Classifier of Quantity.	EXPORTS TO FOREIGN COUNTRIES.		EXPORTS TO HONGKONG.		EXPORTS TO CHINESE PORTS.		TOTAL RE-EXPORTS TO FOREIGN COUNTRIES, HONGKONG, AND CHINESE PORTS.		TOTAL EXPORTS (including Re-exports).	
		Quantity.	Value.	Quantity.	Value.	Quantity.	Value.	Quantity.	Value.	Quantity.	Value.
			Hk. <i>₤</i> s		Hk. <i>₤</i> s		Hk. <i>₤</i> s		Hk. <i>₤</i> s		Hk. <i>₤</i> s
Bambooware.....	Piculs	142	3,682	142	3,682
Beans and Peas.....	"	11,840	20,127	11,840	20,127
Bones, Cow and Buffalo, Refuse	"	1,758	1,043	1,758	1,043
Books, Printed.....	"	85	4,449	21	1,111	106	5,560
Brassware.....	"	397	12,417	397	12,417
Bristles.....	"	25	835	25	835
Caps, Felt.....	Pieces	7,040	880	7,040	880
Cotton, Raw.....	Piculs	8,009	94,105	8,009	94,105
Duck Gizzards.....	"	95	2,087	95	2,087
Ducks, Salted.....	"	185	1,298	185	1,298
Eggs, Preserved.....	Pieces	146,130	1,242	146,130	1,242
Fan Papers.....	"	878,216	8,742	878,216	8,742
Fans, Paper.....	"	13,630	273	21,914	438	35,544	711
" " Fancy.....	"	671,034	13,509	671,034	13,509
Feathers.....	Piculs	3,586	34,233	3,586	34,233
Ground-nuts.....	"	2,453	5,150	2,453	5,150
Hemp.....	"	2,657	19,929	2,657	19,929
Hides, Cow and Buffalo.....	"	8,963	125,482	8,963	125,482
" Ass.....	"	21	311	21	311
Horns, Cow and Buffalo.....	"	803	5,218	803	5,218
Ironware.....	"	118	235	4	56	122	291
Lacqueware.....	"	35	934	35	934
Leather Strips, Ass.....	"	32	5,730	32	5,730
Medicines.....	"	7,469	31,319	9	81	7,478	31,400
Paper, 1st Quality.....	"	204	7,148	204	7,148
" 2nd.....	"	516	4,127	57	456	573	4,583
Preserves.....	"	184	2,397	184	2,397
Safflower.....	"	10	300	10	300
Seed, Melon.....	"	3,315	24,863	3,315	24,863
" Sesamum.....	"	14,916	41,019	14,916	41,019
" Vegetable.....	"	451	676	451	676
Shoes and Boots, Silk and Cotton.....	Pairs	1,658	829	1,658	829
Silk, Raw, White.....	Piculs	134	53,357	134	53,357
" Yellow.....	"	5	1,814	15	4,932	20	6,746
" Cocoons.....	"	224	14,690	224	14,690
" Refuse.....	"	333	12,562	333	12,562
" Cocoons, Refuse.....	"	140	3,096	140	3,096
" Piece Goods.....	"	3,181	1,876,672	3,181	1,876,672
" Piece Goods interwoven with Imitation Gold or Silver Thread.....	"	11	8,672	11	8,672
" Pongees, Honan and Cotton Mixtures.....	"	25	6,273	25	6,273
" Tassels and Strings.....	"	66	10,158	66	10,158
" Tassels and Strings.....	"	22	9,122	22	9,122
" Ribbons.....	"	62	33,660	62	33,660
" Ribbons interwoven with Imitation Gold or Silver Thread.....	"	43	35,801	43	35,801
Sinews, Cow.....	"	10	428	10	428
Skin (Fur) Clothing, Goat.....	Pieces	7,313	8,733	7,313	8,733
" " Lamb.....	"	1,628	1,539	1,628	1,539
" " Sheep.....	"	13,975	41,402	13,975	41,402
" " Rabbit.....	"	1,513	4,236	1,513	4,236
" Rugs, Dog.....	"	4,457	7,536	4,457	7,536
" " Goat.....	"	1,351	1,093	1,351	1,093
Skins (Furs), Goat.....	"	902,533	199,187	2,000	493	904,533	199,680
" Lamb.....	"	26,692	13,406	26,692	13,406
" Sheep.....	"	10,787	2,373	10,787	2,373

TABLE No. V.—TRADE IN NATIVE PRODUCE.—Exports and Re-exports—Cont^d.

DESCRIPTION OF GOODS	Classifier of Quantity.	EXPORTS TO FOREIGN COUNTRIES.		EXPORTS TO HONGKONG.		EXPORTS TO CHINESE PORTS.		TOTAL RE-EXPORTS TO FOREIGN COUNTRIES, HONGKONG, AND CHINESE PORTS.		TOTAL EXPORTS (including Re-exports).	
		Quantity.	Value.	Quantity.	Value.	Quantity.	Value.	Quantity.	Value.	Quantity.	Value.
			<i>Hk. Ts</i>		<i>Hk. Ts</i>		<i>Hk. Ts</i>		<i>Hk. Ts</i>		<i>Hk. Ts</i>
Skins (Furs), Doe, Hare, and Rabbit.....	Pieces	7,632	763	7,632	763
" Weasel.....	"	9,798	980	9,798	980
" Various.....	"	7,600	2,504	7,600	2,504
Soap, Nanking-made.....	Piculs	161	555	161	555
Tallow, Animal.....	"	1,420	11,359	1,420	11,359
Tobacco, Leaf.....	"	42	459	37	401	79	860
" Prepared.....	"	2	41	116	2,447	118	2,488
Turnips, Salted.....	"	10,456	30,322	10,456	30,322
Wheat.....	"	17,060	27,296	17,060	27,296
Woodware.....	"	360	9,009	360	9,009
Sundries, Unenumerated.....	Value	7,421	...	229	...	7,650
TOTAL.....	<i>Hk. Ts</i>	2,911,108	10,644	2,921,752

SUMMARY.

To—	EXPORTS		RE-EXPORTS		TOTAL EXPORTS AND RE-EXPORTS	
	<i>Hk. Ts</i>	<i>Hk. Ts</i>	<i>Hk. Ts</i>	<i>Hk. Ts</i>	<i>Hk. Ts</i>	<i>Hk. Ts</i>
Yangtze Ports.....	723,705		6,318		730,023	
Central Ports.....	2,187,403		4,326		2,191,729	
Total to Chinese Ports.....	2,911,108			10,644	2,921,752	
GRAND TOTAL.....	2,911,108			10,644	2,921,752	

TABLE No. VI.—TRANSIT TRADE.

a.—Table showing the Destinations of the various Goods forwarded under Transit Passes to the Interior during the Year 1902.

DESCRIPTION OF GOODS.	Classifier of Quantity.	KIANGSU.		ANHWEI.		TOTAL.	
		Quantity.	Value.	Quantity.	Value.	Quantity.	Value.
METALS:—			<i>Hk. Ts.</i>		<i>Hk. Ts.</i>		<i>Hk. Ts.</i>
Iron, Galvanized	<i>Piculs</i>	1	5	1	5
SUNDRIES:—							
Coal	<i>Tons</i>	20	120	20	120
Oil, Kerosene, American	<i>Gallons</i>	1,500	200	1,500	200
Soap	<i>Value</i>	11	...	11
Stores, Household	"	7	...	7
TOTAL	<i>Hk. Ts.</i>	...	120	...	223	...	343
CHINESE COTTON GOODS* :—							
Sheetings	<i>Pieces</i>	100	426	100	426
Cotton Yarn	<i>Piculs</i>	100	2,250	100	2,250
TOTAL	<i>Hk. Ts.</i>	...	2,676	2,676
GRAND TOTAL	<i>Hk. Ts.</i>	...	2,796	...	223	...	3,019

* Steam Factory products.

b.—Table showing the Provinces from which Native Goods were brought under Transit Passes during the Year 1902.

DESCRIPTION OF GOODS.	Classifier of Quantity.	KIANGSU.	
		Quantity.	Value.
Hides, Cow and Buffalo	<i>Piculs</i>	214	<i>Hk. Ts.</i> 2,998
Horns, " "	"	15	98
Samshu	"	3,600	25,200
Seed, Senna	"	95	152
Tallow, Animal	"	38	305
TOTAL	<i>Hk. Ts.</i>	...	28,753

c.—Table showing the Number of Passes issued for, and the Amount of Duties collected on, Foreign Goods forwarded to the Interior under Transit Passes, as divided between the various Nationalities, during the Year 1902.

QUARTER.	AMERICAN.		GERMAN.		CHINESE.		TOTAL.	
	No. of Passes.	Transit Dues.	No. of Passes.	Transit Dues.	No. of Passes.	Transit Dues.	No. of Passes.	Transit Dues.
1st quarter	<i>Hk. Ts.m.c.c.</i>	...	<i>Hk. Ts.m.c.c.</i>	1	5.0.0.2	1	5.0.0.2
2nd "
3rd "
4th "	1	0.5.8.4	1	2.5.0.0	2	3.0.8.4
TOTAL	1	0.5.8.4	1	2.5.0.0	1	5.0.0.2	3*	8.0.8.6

* Not including 15 Passes for Chinese Cotton Goods.

d.—Table showing the Number of Passes surrendered for, and the Amount of Duties collected on, Native Goods brought from the Interior under Transit Passes, as divided between the various Nationalities, during the Year 1902.

QUARTER.	NON-TREATY POWERS.		CHINESE.		TOTAL.	
	No. of Passes.	Transit Dues.	No. of Passes.	Transit Dues.	No. of Passes.	Transit Dues.
		<i>Hk. T\$ m. c. c.</i>		<i>Hk. T\$ m. c. c.</i>		<i>Hk. T\$ m. c. c.</i>
1st quarter.....	4	71.3.0.0	4	71.3.0.0
2nd ".....	16	75.0.0.0	16	75.0.0.0
3rd ".....	9	67.5.0.0	9	67.5.0.0
4th ".....	2	59.2.3.8	8	60.0.0.0	10	119.2.3.8
TOTAL.....	2	59.2.3.8	37	273.8.0.0	39	333.0.3.8

TABLE No. VII.—DUTIES.

a.—Duties paid under each Flag, for the Year ended 31st December 1902.

FLAG.	IMPORT.	EXPORT.	COAST TRADE	TONNAGE.	TRANSIT.	OPIUM LIKIN.	TOTAL.
	<i>Hk. T\$ m. c. c.</i>	<i>Hk. T\$ m. c. c.</i>	<i>Hk. T\$ m. c. c.</i>	<i>Hk. T\$ m. c. c.</i>	<i>Hk. T\$ m. c. c.</i>	<i>Hk. T\$ m. c. c.</i>	<i>Hk. T\$ m. c. c.</i>
British.....	2,977.3.2.0	41,871.3.5.4	4,224.0.3.9	497.6.0.0	...	41,840.0.0.0	91,410.3.1.3
American.....	0.5.8.4	...	0.5.8.4
German.....	2.5.0.0	...	2.5.0.0
Non-Treaty Powers.....	59.2.3.8	...	59.2.3.8
Chinese.....	777.1.8.3	39,137.6.2.6	7,532.1.1.3	199.9.0.0	278.8.0.2	25,616.0.0.0	73,541.6.2.4
On Opium.....	25,296.0.0.0	3.9.8.0	27.0.8.0	25,327.0.6.0
TOTAL.....	29,050.5.0.3	81,012.9.6.0	11,783.2.3.2	697.5.0.0	341.1.2.4	67,456.0.0.0	190,341.3.1.9*

* 5 Drawbacks marked for cash payment during the year, to be deducted from this total..... *Hk. T\$* 178.8.5.6

b.—Comparative Table of Duties collected, for the Years 1899* to 1902.

YEARS.	IMPORT (exclusive of Opium).	EXPORT (exclusive of Opium).	COAST TRADE (exclusive of Opium).	OPIUM (Import, Export, and Coast Trade).	TONNAGE.	TRANSIT.	OPIUM LIKIN.	TOTAL.
	<i>Hk. T\$ m. c. c.</i>	<i>Hk. T\$ m. c. c.</i>	<i>Hk. T\$ m. c. c.</i>	<i>Hk. T\$ m. c. c.</i>	<i>Hk. T\$ m. c. c.</i>	<i>Hk. T\$ m. c. c.</i>	<i>Hk. T\$ m. c. c.</i>	<i>Hk. T\$ m. c. c.</i>
1899*.....	162.3.2.1	31,939.2.0.7	5,091.1.3.1	5,271.4.0.0	121.8.0.0	19.2.5.0	14,048.0.0.0	56,653.1.0.9
1900.....	342.2.3.4	56,832.3.5.9	7,657.3.8.9	22,446.8.0.0	378.9.0.0	...	59,792.0.0.0	147,449.6.8.2
1901.....	3,316.4.5.3	89,848.6.5.6	8,397.0.1.8	27,041.1.0.0	...	202.6.0.4	72,088.0.0.0	200,893.8.3.1
1902.....	3,754.5.0.3	81,008.9.8.0	11,756.1.5.2	25,327.0.6.0	697.5.0.0	341.1.2.4	67,456.0.0.0	190,341.3.1.9

* Eight months ended 31st December.

B.—SPECIAL TABLES.

TABLE No. I.—IMPORT TRADE.

Comparative Table of the principal Articles of Import, for the Years 1899* to 1902.

DESCRIPTION OF GOODS.	Classifier of Quantity.	1899.*	1900.	1901.	1902.
OPICUM :—					
Malwa	<i>Piculs</i>	142	619	706	536
Patna	"	14	54	80	163
Benares	"	19	74	115	144
COTTON GOODS :—					
Shirtings, Grey, Plain	<i>Pieces</i>	41,652	47,690	82,922	83,016
" White, "	"	4,082	6,447	9,752	13,391
Drills, American	"	9,600	13,950	21,335	22,265
Jeans, English	"	910	2,410	4,120	6,710
Sheetings, English	"	28,049	33,500	43,650	38,470
Cotton Prints, Plain	"	2,331	2,210	4,745	5,954
" Italians, "	"	1,806	2,436	4,690	8,039
" Flannel	"	5,720	2,510	5,560	4,946
" Yarn, Indian	<i>Piculs</i>	618	1,134	1,884	3,051
WOOLLEN GOODS :—					
Italian Cloth, Plain and Figured	<i>Pieces</i>	870	782	1,150	1,002
METALS :—					
Tin, in Slabs	<i>Piculs</i>	...	244	202	374
Copper, Slabs, Japan	"	...	6	658	18,690
SUNDRIES :—					
Bicho de Mar, Black	<i>Piculs</i>	39	111	278	220
Cigars and Cigarettes	<i>Val., Hk. Tls.</i>	933	5,130	13,055	21,426
Coal	<i>Tons</i>	4,173	19,451	5,326	15,074
Dyes and Colours, Aniline	<i>Val., Hk. Tls.</i>	3,222	2,955	10,020	11,910
Machinery	"	3,961	31,960	...	566
Soap	"	3,058	7,068	23,213	12,282
Stores, Household	"	1,953	5,003	12,066	11,098
Sugar, Brown	<i>Piculs</i>	1,065	3,037	4,124	3,694

* Eight months ended 31st December.

Comparative Table of the principal Articles of Import—*Cont^d*

DESCRIPTION OF GOODS.	Classifier of Quantity.	1899.*	1900.	1901.	1902.
<i>SUNDRIES, continued:—</i>					
Sugar, White	<i>Piculs</i>	663	1,190	1,634	2,845
„ Refined	„	6,553	15,688	31,138	35,938
Umbrellas, Cotton	<i>Pieces</i>	9,060	27,060	26,054	36,191

* Eight months ended 31st December.

TABLE No. 2.—EXPORT TRADE.

Comparative Table of the principal Articles of Export, for the Years 1899* to 1902.

DESCRIPTION OF GOODS.	Classifier of Quantity.	1899.*	1900.	1901.	1902.
Beans and Peas	<i>Piculs</i>	101	3,824	8,330	11,840
Brassware	„	335	355	550	397
Cotton, Raw	„	85	1,662	881	8,009
Fans, Paper	<i>Pieces</i>	73,825	190,631	34,857	13,630
Feathers, Duck, etc.	<i>Piculs</i>	1,488	3,405	2,357	3,586
Hemp	„	1,221	2,657
Hides, Cow and Buffalo	„	1,099	1,781	4,766	8,963
Leather Strips, Ass	„	89	115	165	32
Medicines	„	4,812	4,134	6,541	7,469
Seed, Melon	„	31	251	1,187	3,315
„ Sesamum	„	1,484	102	4,755	14,916
Silk, Raw, White	„	15	333	365	134
„ „ Yellow	„	6	207	468	5
„ Cocoons	„	174	308	2	224
„ Refuse	„	422	172	191	333
„ Piece Goods	„	2,090	2,729	3,906	3,181
„ Ribbons	„	13	37	72	62
„ „ interwoven with Imitation Gold or Silver Thread.....	„	8	33	52	43
Skin (Fur) Clothing, Goat	<i>Pieces</i>	1,420	30,623	11,440	7,313
„ „ Sheep	„	...	680	31,001	13,975
„ Rugs, Dog	„	6,088	13,573	14,130	4,457
Skins (Furs), Goat, Tanned	„	...	12,947	40	...
„ „ Untanned	„	62,795	427,184	918,945	902,533
Soap, Nanking-made	<i>Piculs</i>	161
Turnips, Salted	„	674	6,384	7,229	10,456
Wheat	„	4,580	17,060

* Eight months ended 31st December.

TABLE No. 3.—VALUE OF TRADE.

Comparative Table of the Value of the Trade, for the Years 1899* to 1902.

YEARS.	IMPORTS FROM		EXPORTS TO		TOTAL IMPORTS AND EXPORTS.	RE-EXPORTS.	TREASURE AND COPPER CASH.		TRANSIT TRADE.	
	Foreign Countries.	Native Ports.	Foreign Countries.	Native Ports.			Imported.	Exported.	Inwards.	Outwards.
	Hk. ₤s	Hk. ₤s	Hk. ₤s	Hk. ₤s	Hk. ₤s	Hk. ₤s	Hk. ₤s	Hk. ₤s	Hk. ₤s	Hk. ₤s
1899*.....	...	1,005,915	...	1,394,542	2,400,457	4,304	130,179	84,626	6,580	570
1900.....	15,000	2,159,978	...	1,710,284	3,885,262	16,667	1,146,299	226,267
1901.....	10,000	2,428,819	468	2,191,129	4,630,416	10,339	2,931,013	3,418,398	664	11,790
1902.....	...	3,895,920	...	2,911,108	6,807,028	16,343	4,505,731	6,063,137	343	28,753

* Eight months ended 31st December.

TABLE No. 4.—SHIPPING.

Comparative Table of Shipping, for the Years 1899* to 1902.

a.—Under General Regulations.

YEARS.	ENTERED INWARDS.						CLEARED OUTWARDS.					
	STEAMERS.		SAILING VESSELS.		TOTAL.		STEAMERS.		SAILING VESSELS.		TOTAL.	
	No.	Tons.	No.	Tons.	No.	Tons.	No.	Tons.	No.	Tons.	No.	Tons.
1899*.....	251	252,223	79	10,028	330	262,251	250	252,217	77	9,766	327	261,983
1900.....	836	569,363	145	18,828	981	588,191	836	569,363	145	18,045	981	587,408
1901.....	1,149	1,053,354	145	14,796	1,294	1,068,150	1,149	1,053,354	143	14,417	1,292	1,067,771
1902.....	1,235	1,088,648	229	25,730	1,464	1,114,378	1,230	1,088,538	229	25,245	1,459	1,113,783

* Eight months ended 31st December.

b.—Under Inland Steam Navigation Rules.

YEARS.	ENTERED INWARDS.		CLEARED OUTWARDS.		TOTAL ENTERED AND CLEARED.	
	No.	Tons.	No.	Tons.	No.	Tons.
1899*.....
1900.....	15	405	15	405	30	810
1901.....	1	5	1	5	2	10
1902.....	134	2,058	139	2,168	273	4,226

* Eight months ended 31st December.

TABLE No. 5.—TREASURE.

Treasure Imported and Exported during the Year 1902.

COUNTRIES FROM WHICH IMPORTED AND TO WHICH EXPORTED.	IMPORTS.					EXPORTS.				
	SILVER.			COPPER COINS.	COPPER CASH.	SILVER.			COPPER COINS.	COPPER CASH.
	In Bars.	In Sycee.	In Dollars.			In Sycee.	In Dollars.	In Coin.		
	Hk. Tls.	Hk. Tls.	Hk. Tls.	Hk. Tls.	Hk. Tls.	Hk. Tls.	Hk. Tls.	Hk. Tls.	Hk. Tls.	
1. FOREIGN COUNTRIES.....
TOTAL: 1. FOREIGN COUNTRIES
2. CHINA:—										
Shanghai.....	325,000	1,301,361	281,538	25,002	3,461,372	241,055	3,920
Hankow.....	...	19,920	33,000	...	12,500
Kinkiang.....	...	16,900	3,000
Wuhu.....	...	4,900	5,000	34,060	15,733	4,480
Chinkiang.....	...	2,829,650	1,770,000	...	157,640	2,117	980
Tatung.....	3,800
Anking.....	10,240
Tungchow.....	5,700
TOTAL: 2. CHINA.....	325,000	4,172,731	8,000	2,122,398	40,735	3,651,932	243,172	4,900
TOTAL: 1 and 2. FOREIGN COUNTRIES AND CHINA.....	325,000	4,172,731	8,000	2,122,398	40,735	3,651,932	243,172	4,900
GRAND TOTAL.....	4,505,731			5,815,065			248,072	

TABLE No. 6.—PASSENGER TRAFFIC.

Passenger Traffic during the Year 1902.

PASSENGERS TO					PASSENGERS FROM			
STEAMERS.		SAILING VESSELS.			STEAMERS.		SAILING VESSELS.	
Foreigners.	Natives.	Foreigners.	Natives.		Foreigners.	Natives.	Foreigners.	Natives.
234	30,042		Shanghai.....	194	32,616	...
164	21,812	Hankow.....	134	22,793
6	46,733	Chinkiang.....	7	45,056
...	297	Wuhu.....	...	173
...	3,221	Yangchow.....	...	3,495
...	711	Liuho.....	...	601
404	102,816	TOTAL.....	335	104,734

CHINKIANG TRADE REPORT, FOR THE YEAR 1902.

1°. LOCAL.—The statistics for the year 1902 continue to record a steady expansion of the trade of this port. From a commercial and economic standpoint the year under review must be considered a good one, which, but for adverse causes mentioned below, would have been a record year, far ahead of any one preceding it. From the merchants profit-yielding standpoint, however, the year can be classed as only a fair one, the greater portion of the profits realised having been absorbed by the high rate of interest ruling almost throughout the year and by the dearness of copper cash (the currency used inland), the price of which rose inversely as the fall of silver. To these adverse trade conditions must be added: the political unrest and commercial conservatism in the Yangtze Valley and in the North; the collapse of exchange; the inadequate rainfall in the early part of the year, followed by drought lasting from August to November and causing injury to the crops; the appearance of swarms of locusts—fortunately, however, after the crops had been gathered; the continued restriction of the export of grain; and, finally, and most important, the closing of the Grand Canal in December between Ma-p'eng-wan and Chieh-shou for dredging purposes, which paralysed traffic and caused a grave commercial crisis and the failure of sundry establishments. It must be borne in mind, also, that since the opening of Nanking as a Treaty port in 1899 the great bulk of her trade, which formerly passed through this port, has now ceased to appear in our statistics. Thus, while the prosperity of the district was materially affected by the adverse influences related above, the year's results must be regarded as eminently satisfactory in that they show the potential capacities of Chinkiang as a distributing centre. The crops of Wheat and Rice were good, and the negotiations for the removal of the restrictions on the export of grain unfortunately proving unsuccessful, the merchants and the Revenue were losers thereby; but there is fair hope that the prohibition will be rescinded at an early date. In this connexion attention has to be called to the enhanced price of foodstuffs. The present price of a picul of Rice is \$4, or 30 per cent. higher than 10 years ago, and this in spite of good crops. The chief cause of this is to be found in the "cornering" of the grain supply, rendered the more easy and effective by the official restrictions above referred to; and it is earnestly to be hoped that the central and provincial governments will soon realise the wisdom of checking the one and completely rescinding the other, in the interest of trade and the well-being of the Chinese people at large. The gross value of the trade of the port was *Hk.Ts* 30,198,652, as against *Hk.Ts* 27,535,831 in 1901, and its net value *Hk.Ts* 30,038,749, as against *Hk.Ts* 27,389,216. Compared with the figures for 1901 the gains have been: Imports from Foreign ports, 72 per cent.; Imports from Chinese ports, 4 per cent.; Exports, 13 per cent. And compared with those for 1893 the gains have been: Imports from Foreign ports, 529 per cent.; Imports from Chinese ports, 46 per cent.; and Exports, 106 per cent. The Revenue and Transit trade have increased in about the same ratios. The following review of the trade has been prepared by Mr. Assistant BREHM.

2°. REVENUE.—The total Revenue (*Hk.Ts* 1,034,567) has exceeded 1 million taels for the first time in the history of the port for a year during which the export of grain was prohibited. Only once was the year's collection exceeded, namely, in 1895, when 6 million piculs of dutiable grain were exported. The net increase of *Hk.Ts* 42,939 is the more

encouraging when it is noted that it was attained in the face of a decrease of *Hk.Ts* 94,490 in Opium Duties. But with the exception of Opium Duties, all other headings show favourable increases. Compared with the collection in 1893 the Revenue shows an increase of 47 per cent. during the decade.

3°. FOREIGN TRADE.—(a.) *Imports*.—The value of Foreign Imports direct rose from *Hk.Ts* 1,836,985 in 1901 to *Hk.Ts* 3,166,971 in 1902, a gain of 72 per cent. The gain is chiefly in the import of Sugar from Hongkong, which reached the remarkable figure of 574,389 piculs, valued at 2½ million taels, or 72 per cent. of the total Foreign Imports. Of this amount, 343,394 piculs were sent inland, chiefly into Kiangsu and Honan. A new feature of the trade was the arrival of a vessel direct from Ilo-Ilo, Philippine Islands, with a cargo of 20,700 piculs of Brown Sugar. Imports from Japan show a good increase and are obtaining a foothold in the local market. Of the other Foreign Imports, Sandalwood and Japan Matches have more than doubled.

(b.) *Exports*.—Of Exports abroad direct, all of which go to Hongkong, the principal ones are Beans, Dried Lily Flowers, Ground-nut Oil, and Provisions, all of which show substantial increases over the figures for 1901. Ground-nuts have receded from 224,357 piculs in 1901 to 2,769 piculs in 1902. As explained in the 1901 Report, this important trade, valued at over half a million taels, has now been completely diverted to the direct coastwise trade with Canton in consequence of the inauguration of the 5 per cent. Tariff, which made it more profitable to send the goods direct to Canton than *via* Hongkong. Lily Flowers show an increase of 100 per cent. over the export in the preceding year. The value of Foreign Exports shows no gain over 1901, but the trade has materially increased, which fact is not represented in the statistics, as the value of the Ground-nut trade has ceased to appear under this heading, as explained above.

(c.) *Re-exports*.—No remarks.

4°. COAST TRADE.—(a.) *Original Shipments Coastwise*.—The value, *Hk.Ts* 4,375,620, shows an increase of 20 per cent. over the 1901 figures. To this value Ground-nuts have contributed 32 per cent. As explained above, the diversion of this trade from Hongkong to coastwise carriage chiefly accounts for this large increase. While Beans and Peas, Lily Flowers, Ground-nut Oil, and Melon Seeds have declined slightly, Sesamum Seed, Raw Silk, Cocoons, and Silk Piece Goods exhibit very favourable increases. The increase in Preserved Egg Yolk and in Albumen, manufactured chiefly from ducks eggs, is worthy of special note, the value of the latter having risen from *Hk.Ts* 82 in 1897 to *Hk.Ts* 24,399 in 1902. Silk Cocoons and their products show a value of *Hk.Ts* 874,760, and were the most profitable branch of the Export trade during the year. Raw Silk is the product of two filatures operating here, each of which employs about 200 women and as many children. They are supplied with Cocoons chiefly from Wusieh district, situated on the Grand Canal, 270 *li* south of this port. These filatures employ night and day shifts as long as they can procure Cocoons, which are sorted on their arrival, the Dupions being sent to Shanghai as are also the surplus Cocoons at the height of the season. Cow Hides as well as Silk had a most profitable season, 10,500 piculs being exported, a gain of 33 per cent. over the quantity sent in 1901. They come from Anhwei and Honan and are exported to Shanghai for transhipment to the United States. That the coastwise trade is steadily progressing is evidenced by the figures given in Table No. V, from which it will be seen that during the decade our principal commodities have increased as follows: Beans and Peas, 100 per cent.; Ground-nuts, 166 per cent.; Cow and Buffalo Hides, 1,200 per cent.; Medicines, 75 per cent.; and Ground-nut Oil, 161 per cent.

(b.) *Reshipments Coastwise*.—No remarks.

(c) *Coastwise Arrivals*.—Of Foreign goods, the most noteworthy feature is the abnormal decrease in the import of American Kerosene Oil, which fell off from nearly 5 million gallons to $3\frac{2}{3}$ million gallons. The price of Oil was low in 1901 and early in 1902, and large quantities were imported in anticipation of a strong demand in 1902. Up-country buyers, however, owing to the increase in price (from *Chinkiang* *Tls.* 1.60 to *Chinkiang* *Tls.* 2.40), to the unfavourable rates of exchange, and to the instability of trade in general, were extremely cautious in their investments and laid in such small stocks only as they had immediate sale for, which accounts for the small amount sent inland—2 million gallons, against $4\frac{1}{2}$ millions in 1901. Russian Oil shows the same decrease, while Sumatra, which has recently entered the market, has increased 66 per cent. Foreign Soda Ash, the importation of which began in 1901, has receded from 24,500 to 1,300 piculs. The strong demand predicted for this new commodity was suddenly checked by a persistent and apparently well-organised campaign of blackmail levied against it by the Native Soap dealers. Anonymous placards, setting forth the dangers of using the Foreign article, were posted broadcast throughout the district, with the result noted above. The field has not, however, been abandoned, and sanguine hopes are entertained that the patent superiority of the Foreign article will eventually overcome the popular prejudice against it. Indian Cotton Yarn, valued at $4\frac{1}{2}$ million taels, contributed 30 per cent. of the Foreign coastwise arrivals. Most of it went into the interior, the districts of Hsü-chou (Kiangsu), Chi-ning (Shantung), and Ch'ên-chou (Honan) being the principal consumers. Native Cloth woven from this Yarn is preferred by the Chinese to the Foreign-manufactured fabrics. All important Foreign Piece Goods show good gains, especially American Sheetings, which have increased 300 per cent. in two years. Of Native coastwise arrivals, Piece Goods (Shanghai make) have disappeared from the market, while Raw Sugars from Swatow have fallen off 25 per cent. Imports from Hankow by lorchas and chartered junks have greatly increased, Coffin-wood and Wood Poles alone having gained 40 per cent.

5°. *INLAND TRANSIT*.—(a.) *Inwards*.—Chinkiang continues to lead other Treaty ports in the value of Transit trade, and her admirable situation as a distributing centre promises well for future expansion. With the exception of Kerosene Oil, which received a serious setback for causes explained above, all the important commodities show healthy increases. The total value—*Hk.Tls.* 11,641,042—shows an increase of over half a million taels over 1901. Cotton Piece Goods, Matches, Kerosene Oil, Cotton Yarn, Sandalwood, and Sugar combined contributed over $10\frac{1}{2}$ million taels, or 89 per cent. of the total trade. The trade was distributed as follows: Kiangsu, $5\frac{1}{2}$ millions; Anhwei, 1 million; Shantung, 2 millions; and Honan, $2\frac{1}{4}$ millions.

(b.) *Outwards*.—The value of the Outward Transit trade amounted to *Hk.Tls.* 3,106,146, showing a slight falling off from 1901, due to the inopportune closing of the Grand Canal in December, which paralysed traffic at the busiest and most critical period of the year. But for this unfortunate occurrence the statistics for 1902, instead of a decrease, would have recorded a very substantial increase over 1901 and previous years. The number of Outward Transit Passes surrendered amounted to 2,704, as follows: Belgian, 83; British, 1,124; German, 253; Japanese, 29; and Chinese, 1,215; the latter as against 514 in 1901. This large increase in the use of Chinese Passes is attributed to more effective protection afforded to, and lighter fees levied on, goods under Native Passes by the barriers *en route*.

6°. *SHIPPING*.—The total tonnage of vessels entered and cleared (exclusive of steam-launches plying under inland rules) was 5,717,808 tons, a gain of more than half a million tons over 1901 and of more than 4 million tons during the decade. The tonnage was divided among eight flags, double the number engaged in the carrying trade five years ago. The tonnage of Foreign ocean-going vessels increased 88 per cent., and to these vessels is due the greater part of the increase

in the trade of the port. The number of steam-launches (under inland rules) entered and cleared was 4,932, representing 70,951 tons, nearly double the tonnage in 1901 and sixfold that in 1898. This inland traffic has developed much during the year, and it would expand to a far greater extent if those interested in it would build boats suited to the waters and traffic of the district. The launches running in this district are all Chinese-owned, though registered under Foreign flags. They are mostly old Shanghai-discarded boats that would not in their present condition pass the surveyor's inspection, but which are considered good enough for the traffic on the Yangtze. They are not built to carry either passengers or cargo, much less to tow boats, nor have adequate attempts been made to adapt them to these ends.

7°. PASSENGER TRAFFIC.—The passenger traffic has greatly increased, mainly with points on the Grand Canal and the Yangtze ports and stations.

8°. TREASURE.—The export of Treasure—over 5 million taels—exceeded imports by 2½ million taels. The total export of Treasure during the decade—1893 to 1902—was 32½ million taels, giving a surplus balance of 16 million taels over imports. The explanation given me by local bankers for this apparent steady and enormous drain of Silver from this market is that the provinces of Shantung, Honan, and North Anhwei, which obtain much of their supplies from Chinkiang, bring down the Sycee by the Grand Canal to pay for their purchases, and coming by this route it does not appear in our statistics. The apparent drain of Treasure is, then, not a real one, and, in addition, we must note that a considerable movement of Treasure takes place between this port and sundry inland points.

9°. OPIUM.—(a.) *Foreign*.—Foreign Opium shows a falling off during the year, due in part to the enhanced price, but more especially to the increased consumption of the Native article. In 18 years the import of Indian Opium has fallen from 10,500 piculs to 2,997 piculs in 1902.

(b.) *Native*.—It is certain that Opium smoking has increased in China and in this district during the past two decades, and that Native Opium is fast supplanting its higher-priced Foreign rival. That the Hsü-chou (Kiangsu) Opium is increasingly preferred by smokers here is evidenced by the fact that cheaper varieties of Honan and Shantung Opium are sent to Hsü-chou, there to be repacked, taxed, and palmed off as Hsü-chou product, which further explains why short crops are always in excess of the actual yield! During the year the price of Hsü-chou Opium rose from $\text{Ts. } 270$ to $\text{Ts. } 385$ per picul, due to a short crop and a dearth of Szechwan Opium on the market, which caused the shrewd dealers in the Hsü-chou drug to withdraw sales in anticipation of the short supply, thereby forcing up the price and realising handsome profits.

10°. MISCELLANEOUS.—The rapid silting of the southern foreshore of this port has been mentioned in previous Reports. 20 years ago there was not only deep water close on shore, but the very Bund of the British Concession was threatened by the strong current setting in against it. The extension, however, of the island north of Golden Island deflected the current towards the northern shore, with the result that since 1893 the Chinkiang foreshore has been silting up and shoaling with great rapidity. Quarterly soundings taken by the Harbour Master from year to year from Garlic Hill to the creek east of the China Merchants Steam Navigation Company's hulk show that a large mudbank has formed abreast of Garlic Hill and has extended eastwards down to the China Merchants Steam Navigation Company's hulk. The growth of this bank and the recession of the winter low-water level along the frontage of the port during 10 years have been: above Garlic Hill, 400 yards; abreast of Garlic Hill, 250 yards; and from the west end of the British Concession to the Custom House, 250 to 100 yards. This silting has necessitated the removing of the hulks *Orissa*, *Cadiz*, and *Georgietta*, which now lie in the stream from 200 to 600 feet beyond their original positions, and those at the

western end of the port will need removing at an early date. The silting in front of the British Concession is considerably increased by the free ferry jetty immediately above the Concession—a solid pier, 600 feet long, constructed at the end of 1901, without reference to or sanction from the harbour authorities. These remarks will show that the question of reclaiming the foreshore is now one of vital importance to the commercial interests of this port, and that it should be taken up without delay. With that end in view a scheme was laid before the provincial authorities some months ago, proposing to reclaim as much of the foreshore as seems desirable and to build a continuous bund as far as Consular Bluff, the funds for these important works to be obtained by the inauguration of a system of wharfage dues, on the basis of that in force in Shanghai. If the authorities approve of this scheme and it is successfully carried out, shipping will be much benefited and commerce will be given a larger scope for expansion. On the 23rd January the Japanese steamer company's hulk *Lion* was moored and connected with the shore at the east end of the port, below the China Merchants Steam Navigation Company's hulk. From the 16th July to the 6th August river steamers were quarantined at Shanghai on account of the prevalence of cholera at the river ports. This precautionary measure was completely defeated by the passengers down river landing at Chinkiang or Tung-chou and proceeding thence by launch or Native boat *via* the river or Grand Canal to Shanghai. On the 29th September a Chinese passenger-boat, while in tow of the British steam-launch *Chungan*, capsized abreast of Silver Island, and of 82 passengers on board 34 were drowned. This regrettable accident and the heavy loss of life are attributed to inadequate steam power on the part of the launch (under 1 ton burden) and to overcrowding on the Native boat. The Grand Canal between Changchow and Chinkiang, closed during the year for dredging purposes, was reopened to traffic in July. This useful and much-needed improvement has enabled launches to run until much later in the season than formerly. At the north of this port the Grand Canal between Ma-p'êng-wan (馬棚灣) and Chieh-shou (界首), a distance of 40 *li*, closed during the month of December for dredging purposes, was reopened to traffic on the 22nd January. The sudden closing of the Canal at the busiest season of the year stopped traffic in and out and prevented goods valued at some 2 million taels from reaching Chinkiang, thus causing severe losses to the merchants and a general commercial crisis. The Canal has been deepened 4 feet, and it is said that launches will now be able to run to Tsingkiangpu throughout the year. It is nevertheless to be regretted that this much-needed and useful work was undertaken at a most critical time of the year. During the year eight new post offices have been opened inland, and postal facilities extended in various directions. There are now 24 postal sub-offices and agencies and 73 box offices, extending from Kuei-tê, 1,125 *li* to the north, to Changchow, 153 *li* to the south, of this port. The epidemics of scarlet fever and cholera prevalent in Shanghai during last winter and summer unfortunately spread to this port, and indeed throughout the province, causing much distress and great mortality amongst the Chinese population. The epidemic of cholera which raged here from July to September was of an especially virulent type and on certain days in July the death-rate in the city was said to average 20 to 25. It is satisfactory to add that the Foreign community of the port enjoyed complete immunity from the malady. At the close of the year the sanitary conditions were excellent, and it is earnestly hoped that they will remain so.

LS. ROCHER,

Commissioner of Customs.

CHINKIANG, 28th February 1903.

CHINKIANG TRADE RETURNS,

FOR THE YEAR 1902.

A.—GENERAL TABLES:

TABLE No. I.—SHIPPING.

Number and Tonnage of Vessels Entered and Cleared under each Flag,
for the Year ended 31st December 1902.

a.—Under General Regulations.

FLAG.	STEAMERS.													
	ENTERED INWARDS.						CLEARED OUTWARDS.						TOTAL ENTERED AND CLEARED.	
	With Cargo.		In Ballast.		TOTAL.		With Cargo.		In Ballast.		TOTAL.			
	No.	Tons.	No.	Tons.	No.	Tons.	No.	Tons.	No.	Tons.	No.	Tons.	No.	Tons.
British.....	686	906,527	556	437,519	1,242	1,344,046	560	890,384	681	453,605	1,241	1,343,989	2,483	2,688,035
American.....	101	8,465	96	3,977	197	12,442	79	4,850	117	7,572	196	12,422	393	24,864
German.....	271	424,757	88	99,213	359	523,970	206	350,862	153	173,058	359	523,920	718	1,047,890
Danish.....	3	2,896	3	2,896	1	1,158	2	1,738	3	2,896	6	5,792
Norwegian.....	6	5,458	40	36,566	46	42,024	15	13,900	31	28,124	46	42,024	92	84,048
Russian.....	13	13,296	13	13,296	1	1,360	12	11,936	13	13,296	26	26,592
Japanese.....	96	280,321	55	82,530	151	362,851	70	245,941	81	116,910	151	362,851	302	725,702
Chinese.....	256	360,794	197	34,638	453	395,432	238	332,556	224	58,861	462	391,417	915	786,849
Total Steamers.....	1,416	1,986,322	1,048	710,635	2,464	2,696,957	1,170	1,841,011	1,301	851,804	2,471	2,692,815	4,935	5,389,772
	SAILING VESSELS.													
British.....	2	2,117	2	2,117	1	347	1	347	3	2,464
Japanese.....	1	1,027	1	1,027	1	1,027	1	1,027	2	2,054
Chinese.....	782	111,816	223	49,950	1,005	161,766	43	11,398	961	150,354	1,004	161,752	2,009	323,518
Total Sailing Vessels	782	111,816	226	53,094	1,008	164,910	43	11,398	963	151,728	1,006	163,126	2,014	328,036
GRAND TOTAL.....	2,198	2,098,138	1,274	763,729	3,472	2,861,867	1,213	1,852,409	2,264	1,003,532	3,477	2,855,941	6,949	5,717,808

b.—Under Inland Steam Navigation Rules.

FLAG.	ENTERED INWARDS.						CLEARED OUTWARDS.						TOTAL ENTERED AND CLEARED.	
	With Cargo.		In Ballast.		TOTAL.		With Cargo.		In Ballast.		TOTAL.			
	No.	Tons.	No.	Tons.	No.	Tons.	No.	Tons.	No.	Tons.	No.	Tons.	No.	Tons.
British.....	737	7,166	737	7,166	733	7,126	733	7,126	1,470	14,292
American.....	836	16,493	836	16,493	834	16,452	834	16,452	1,670	32,945
Chinese.....	896	11,857	896	11,857	896	11,857	896	11,857	1,792	23,714
TOTAL.....	2,469	35,516	2,469	35,516	2,463	35,435	2,463	35,435	4,932	70,951

TABLE NO. II.—GROSS AND NET VALUES OF THE TRADE OF CHINKIANG,
1900 TO 1902.

	1900.		1901.		1902.	
	NET VALUES.	GROSS VALUES.	NET VALUES.	GROSS VALUES.	NET VALUES.	GROSS VALUES.
	<i>Hk. Ta</i>	<i>Hk. Ta</i>	<i>Hk. Ta</i>	<i>Hk. Ta</i>	<i>Hk. Ta</i>	<i>Hk. Ta</i>
FOREIGN GOODS.						
Imported from Foreign Countries and Hongkong.....	1,148,341		1,836,985		3,166,971	
Imported from Chinese Ports.....	11,775,724		14,847,966		15,040,118	
Total Foreign Imports.....		12,924,065		16,684,951		18,207,089
Re-exported to Foreign Countries and Hongkong...	1,054		419		3,300	
Re-exported to Chinese Ports (chiefly to Yangtze and Central Ports).....	57,687		47,374		54,871	
Total Foreign Re-exports.....	58,741		47,793		58,171	
Net Total Foreign Imports.....	12,865,324		16,637,156		18,148,918	
NATIVE PRODUCE.						
Imported (chiefly from Yangtze, Central, and Southern Ports).....		6,404,424		5,807,339		6,364,918
Re-exported to Foreign Countries.....	54,796		38,961		26,155	
Re-exported to Chinese Ports.....	106,107		59,859		75,577	
Total Native Re-exports.....	160,903		98,820		101,732	
Net Total Native Imports.....	6,243,521		5,708,519		6,263,186	
Native Produce of local origin Exported to Foreign Countries.....	871,449		1,398,123		1,251,025	
Native Produce of local origin Exported to Chinese Ports.....	3,225,761		3,645,418		4,375,620	
Total Exports of local origin.....		4,097,210		5,043,541		5,626,645
Gross Value of the Trade of the Port.....		23,425,699		27,535,831		30,198,652
Net Value of the Trade of the Port, i.e., Foreign and Native Imports less Re-exports, and Native Exports of local origin.....	23,206,055		27,389,216		30,038,749	

TABLE No. III.—TRADE IN FOREIGN GOODS.—Imports and Re-exports.

DESCRIPTION OF GOODS.	Classifier of Quantity.	IMPORTS FROM FOREIGN COUNTRIES AND HONGKONG.		IMPORTS FROM CHINESE PORTS.		RE-EXPORTS TO FOREIGN COUNTRIES AND HONGKONG.		RE-EXPORTS TO CHINESE PORTS.		NET TOTAL IMPORTS.	
		Quantity.	Value.	Quantity.	Value.	Quantity.	Value.	Quantity.	Value.	Quantity.	Value.
OPIUM:—											
			<i>Hk. \$s</i>		<i>Hk. \$s</i>		<i>Hk. \$s</i>		<i>Hk. \$s</i>		<i>Hk. \$s</i>
Maiwa.....	<i>Piculs</i>	2,963.50	2,317,694	2.00	1,564	2,961.50	2,316,130
Patna.....	"	33.60	23,212	33.60	23,212
Persian.....	"	1.00	613	1.00	613
COTTON GOODS:—											
Shirtings, Grey, Plain.....	<i>Pieces</i>	549,215	1,592,724	3,210	9,309	546,005	1,583,415
" White, ".....	"	117,770	535,854	50	228	117,720	535,626
" White Irishes.....	"	450	1,620	450	1,620
Shirtings, White, Figured, Brocaded, and Spotted.....	"	30	137	30	137
" White Cotton Lenos.....	"	68	163	68	163
Shirtings, Dyed, Plain.....	"	3,321	14,347	3,321	14,347
Shirtings, Dyed, Figured, Brocaded, and Spotted.....	"	11,088	54,331	60	294	11,028	54,037
" Dyed Cotton Lenos.....	"	160	448	160	448
T-Cloths.....	"	65,036	149,583	75	173	64,961	149,410
Drills, English.....	"	14,874	49,679	14,874	49,679
" Indian.....	"	840	3,007	840	3,007
" Dutch.....	"	1,275	4,565	1,275	4,565
" American.....	"	90,085	322,504	60	214	90,025	322,290
Jeans, English.....	"	8,150	24,369	8,150	24,369
" Dutch.....	"	100	299	100	299
" American.....	"	11,160	33,368	11,160	33,368
Sheetings, English.....	"	65,399	202,737	1,980	6,138	63,419	196,599
" Indian.....	"	40	116	40	116
" Dutch.....	"	60	192	60	192
" American.....	"	28,455	93,902	28,455	93,902
" Japanese.....	"	190	570	150	450	40	120
Chintzes and Furnitures.....	"	21,234	52,873	21,234	52,873
Cotton Prints, Plain.....	"	64,210	186,209	271	786	63,939	185,423
Printed T-Cloths.....	"	14,095	43,695	14,095	43,695
" Cotton Balzarines.....	"	60	147	60	147
" " Lenos.....	"	156	382	156	382
" " Twills.....	"	7,219	26,205	7,219	26,205
Turkey Red Shirtings.....	"	2,840	6,958	30	74	2,810	6,884
" " T-Cloths.....	"	350	1,155	350	1,155
" " Cambries.....	"	26,849	77,862	90	261	26,759	77,601
Cotton Lastings, Plain.....	"	23,804	116,640	23,804	116,640
" " Figured.....	"	44,099	235,930	100	535	43,999	235,395
" " Italians, Plain.....	"	65,651	321,690	60	294	65,591	321,396
" " Figured.....	"	10,989	58,791	90	482	10,899	58,309
" " Checks, Dyed.....	"	4,559	20,743	4,559	20,743
" " Damasks.....	"	9	56	9	56
" " Crimps.....	"	2,213	5,662	2,213	5,662
Velvets.....	"	2,640	14,520	30	165	2,610	14,355
Velvetens.....	"	384	2,304	384	2,304
Cambrics, Plain and Printed.....	"	550	1,348	550	1,348
Lawns, ".....	"	2,040	2,550	2,040	2,550
Muslins, ".....	"	6,439	5,151	6,439	5,151
Handkerchiefs.....	<i>Dozens</i>	31,382	17,260	31,382	17,260
Towels.....	"	26,334	11,897	26,334	11,897
" Japanese.....	"	600	320	1,160	540	1,760	860
Taffachellas.....	<i>Pieces</i>	100	160	100	160
Blankets, Cotton.....	"	690	281	200	64	490	217
Cotton Camlets.....	"	8	53	8	53
" Alpacas.....	"	271	1,211	271	1,211
" Lustres.....	"	226	791	226	791
" Orleans.....	"	750	2,400	750	2,400

TABLE No. III.—TRADE IN FOREIGN GOODS.—Imports and Re-exports—Cont^d.

DESCRIPTION OF GOODS.	Classifier of Quantity.	IMPORTS FROM FOREIGN COUNTRIES AND HONGKONG.		IMPORTS FROM CHINESE PORTS.		RE-EXPORTS TO FOREIGN COUNTRIES AND HONGKONG.		RE-EXPORTS TO CHINESE PORTS.		NET TOTAL IMPORTS.	
		Quantity.	Value.	Quantity.	Value.	Quantity.	Value.	Quantity.	Value.	Quantity.	Value.
<i>COTTON GOODS, continued:—</i>											
			<i>Hk. Ts.</i>		<i>Hk. Ts.</i>		<i>Hk. Ts.</i>		<i>Hk. Ts.</i>		<i>Hk. Ts.</i>
Cotton Spanish Stripes	<i>Pieces</i>	5,252	20,797	5,252	20,797
" Flannel	"	6,765	18,349	6,765	18,349
" " American	"	3,770	9,794	3,770	9,794
" " Japanese	"	28	98	540	1,332	568	1,430
" Ticks	"	1,548	5,265	1,548	5,265
" Cretonne	"	1,573	7,079	1,573	7,079
Japanese Cotton Cloth	"	2,050	1,290	2,570	1,198	363	218	4,257	2,270
Cotton Goods, Unclassed	"	1,754	4,397	1,754	4,397
" Yarn, English	<i>Piculs</i>	870	22,585	870	22,585
" " Indian	"	183,963	4,499,735	183,963	4,499,735
" " Japanese	"	1,735	44,163	1,735	44,163
" Thread	"	39	2,346	39	2,346
<i>WOOLLEN GOODS:—</i>											
Camlets, English	<i>Pieces</i>	840	9,450	840	9,450
Lastings, Plain	"	1,100	10,175	1,100	10,175
Long Ells	"	4,637	24,205	4,637	24,205
Spanish Stripes	"	3,274	40,794	3,274	40,794
Cloth, Broad, Medium, and } Habit	"	576	21,646	1	38	575	21,608
" Russian	"	10	404	10	404
Lustres and Orleans, Plain	"	3	15	3	15
" " Figured	"	5	24	5	24
Blankets	<i>Pairs</i>	182	931	182	931
Union or Poncho Cloth	<i>Pieces</i>	10	85	10	85
Flannel	"	91	1,316	91	1,316
Italian Cloth, Plain and } Figured	"	2,510	20,528	30	233	2,480	20,295
Woollen Goods, Unclassed	"	2	14	2	14
" Yarn or Berlin Wool	<i>Piculs</i>	110	13,238	110	13,238
<i>MISCELLANEOUS PIECE GOODS:—</i>											
Silk and Cotton Mixtures	<i>Pieces</i>	1,010	871	4,730	3,958	175	105	5,565	4,724
" "	<i>Piculs</i>	1	252	34	6,134	3	511	32	5,875
Hessian Cloth	<i>Yards</i>	10,036	553	10,036	553
Flush	<i>Pieces</i>	201	4,660	201	4,660
Miscellaneous Piece Goods, } Unclassed	"	40	1,357	40	1,357
<i>METALS:—</i>											
Iron, Nail-rod	<i>Piculs</i>	24,883	104,757	24,883	104,757
" Bar	"	3,036	13,237	3,036	13,237
" Hoop	"	229	595	229	595
" Galvanized	"	2,036	8,168	56	287	1,980	7,881
" Sheets and Plates	"	274	1,737	274	1,737
" Wire	"	7,223	50,561	12	84	7,211	50,477
" Pig and Kentledge	"	420	420	420	420
" Old	"	435	748	48,488	90,290	151	259	48,772	90,779
Ironware, Unclassed	"	74	1,201	3,716	15,480	8	42	3,782	16,639
Tin, in Slabs	"	2	68	2	68
Tinplates	"	197	1,324	197	1,324
Lead, in Pigs	"	10,006	71,343	10,006	71,343
Copper, Sheets and Plates	"	181	5,799	181	5,799
" Wire	"	30	1,015	30	1,015
" Slabs, Japan	"	47	1,142	87	2,113	2	49	132	3,206
Yellow Metal, Sheets and } Plates	"	130	3,900	130	3,900
Brass Wire	"	94	2,632	94	2,632

TABLE No. III.—TRADE IN FOREIGN GOODS.—Imports and Re-exports—Cont^d

DESCRIPTION OF GOODS.	Classifier of Quantity.	IMPORTS FROM FOREIGN COUNTRIES AND HONGKONG.		IMPORTS FROM CHINESE PORTS.		RE-EXPORTS TO FOREIGN COUNTRIES AND HONGKONG.		RE-EXPORTS TO CHINESE PORTS.		NET TOTAL IMPORTS.	
		Quantity.	Value.	Quantity.	Value.	Quantity.	Value.	Quantity.	Value.	Quantity.	Value.
METALS, continued:—											
Brassware	Piculs	...	Hk. \$s	3	90	...	Hk. \$s	...	Hk. \$s	3	90
Steel	"	4,841	32,192	4,841	32,192
" Plate Cuttings	"	26,705	91,064	26,705	91,064
Quicksilver	"	1	109	6	581	7	690
White Metal, German } Silver, and Nickel }	"	179	9,418	7	388	172	9,030
Zinc	"	1	10	1	10
Metals, Unclassed	"	73	1,330	1	11	72	1,319
SUNDRIES:—											
Agar-agar	Piculs	152	652	1,951	8,370	11	47	2,092	8,975
Aniseed, Star, Whole	"	335	8,556	655	16,729	7	179	983	25,106
Bags, Gunny	Pieces	1,070,110	65,977	542,550	41,527	14,450	1,294	1,598,210	106,210
" Straw and Mat	"	101,000	3,535	47,190	1,652	39,500	1,383	108,690	3,804
Basins, Tin, Enamelled	Dozens	1,575	3,338	1,575	3,338
Bed Hangings	"	1,500	1,387	1,500	1,387
Betel-nuts	Piculs	1,069	3,132	213	624	1,282	3,756
Bicho de Mar, Black	"	44	2,200	2,187	109,350	44	2,200	2,187	109,350
" " White	"	96	1,920	96	1,920
Birds Nests, 1st Quality	Catties	52	1,300	52	1,300
" " 2nd "	"	266	3,990	266	3,990
" " 3rd "	"	6,262	18,786	6,262	18,786
Borax	Piculs	16	192	107	1,246	123	1,438
Boxes, Fancy	Gross	4,137	5,732	25	31	4,112	5,701
Braid	Boxes	143,305	27,129	143,305	27,129
Buttons, Brass	Gross	7,220	3,971	7,220	3,971
" " Japanese	"	900	270	900	270
" " Fancy	"	22,700	7,237	100	25	22,600	7,212
Camphor	Piculs	13	725	27	1,505	40	2,230
" Baroos, Clean	Catties	5	250	18	900	33	1,150
" " Refuse	"	12	240	7	140	19	380
Candles	Piculs	1,145	20,544	1,145	20,544
Cardamoms, Superior	"	7	840	14	1,680	21	2,520
" " Inferior	"	45	1,554	79	2,729	124	4,283
Casks, Empty	Value	...	344	...	1,153	1,497
Cassia Lignea	Piculs	58	696	104	1,248	162	1,944
Cement	"	1,213	1,296	1,213	1,296
Cigarettes	Value	...	175	...	13,675	195	13,655
Clocks	Pieces	36	70	2,439	3,994	2,475	4,064
Cloves	Piculs	53	923	74	1,289	127	2,212
Coal	Tons	10,585	74,730	13,957	98,536	690	4,871	23,852	168,395
Coke	"	506	7,398	270	3,947	776	11,345
Compoy	Piculs	50	2,282	50	2,282
Cuttle-fish	"	10	158	252	3,979	262	4,137
Dyes and Colours:—											
Aniline	Value	125,032	103	...	124,929
Green, Emerald	Piculs	49	1,176	49	1,176
" Schweinfurt	"	4	145	4	145
Logwood Extract	"	118	1,411	118	1,411
Ultramarine	"	68	679	68	679
Fans, Palm-leaf, Fine	Pieces	272,455	2,725	6,720	67	279,175	2,792
" " Coarse	"	4,924,210	34,469	202,200	1,415	42,400	297	5,084,010	35,587
Fish Maws	Piculs	56	3,665	56	3,665
" Skins	"	1	18	223	3,404	1	18	223	3,404
Flint Stones	"	13,834	16,601	13,834	16,601
Flour	"	1,553	6,072	11	45	1,542	6,027
Galangal	"	68	301	543	2,390	611	2,691
Ginseng, Japan, 1st Quality	"	1	540	8	3,600	9	4,140

TABLE No. III.—TRADE IN FOREIGN GOODS.—Imports and Re-exports—Cont^d.

DESCRIPTION OF GOODS.	Classifier of Quantity.	IMPORTS FROM FOREIGN COUNTRIES AND HONGKONG.		IMPORTS FROM CHINESE PORTS.		RE-EXPORTS TO FOREIGN COUNTRIES AND HONGKONG.		RE-EXPORTS TO CHINESE PORTS.		NET TOTAL IMPORTS.	
		Quantity.	Value.	Quantity.	Value.	Quantity.	Value.	Quantity.	Value.	Quantity.	Value.
SUNDRIES, continued:—											
Ginseng, Japan, 2nd Quality	Piculs	...	Hk. Ts	...	Hk. Ts	...	Hk. Ts	...	Hk. Ts	...	Hk. Ts
" American, Clarified	"	2	1,606	11	9,901	13	11,507
Glass, Window	Boxes	32	115	3,246	11,686	3,278	11,801
Glassware	Piculs	2	45	83	2,080	85	2,125
" (Lamp Chimneys)	Dozens	1,015	145	19,973	5,249	20,988	5,394
Glue, Cow	Piculs	174	2,058	174	2,058
Gum Olibanum	"	94	783	115	956	3	23	206	1,716
Indigo, Liquid	"	1,658	7,791	55	259	1,603	7,532
Isinglass	"	102	5,032	444	21,967	2	96	544	26,903
Lamps and Lampware	Value	...	5	...	9,111	9,116
Lead, White	Piculs	203	2,129	1,452	15,250	2	20	1,653	17,359
" Yellow	"	125	1,480	1,080	12,748	1,205	14,228
Lichees, Dried	"	14	200	231	3,235	245	3,435
Looking-glasses and Mirrors	Pieces	48,937	3,725	48,937	3,725
Lung-ngan Pulp	Piculs	350	5,348	497	7,609	7	113	840	12,844
Lung-ngans, Dried	"	83	1,195	2,074	29,859	6	83	2,151	30,971
Machinery	Value	...	2,534	...	20,109	22,643
Mangrove Bark	Piculs	1,701	2,893	1,701	2,893
Matches, Wood, European	Gross	12,736	10,128	12,736	10,128
" " Japan	"	288,800	68,662	984,700	229,071	350	72	1,273,150	297,661
Mats, Straw	Pieces	87,800	13,170	15,950	2,393	450	68	103,300	15,495
" Tea	"	46,500	1,628	46,500	1,628
Medicines	Value	...	9,108	...	15,852	219	...	24,741
Morphia	Ounces	1,920	2,997	1,920	2,997
Mushrooms	Piculs	26	1,318	490	24,635	1	25	515	25,928
Mussels, Dried	"	343	5,697	3,283	54,487	11	177	3,614	60,007
Needles	Mills	184,650	36,227	184,650	36,227
Oil, Kerosene, American	Galls.	3,177,300	450,429	240	53	3,177,060	450,376
" " Russian	"	473,900	56,868	25,000	3,206	448,900	53,662
" " Sumatra	"	645,850	57,378	645,850	57,378
" Bean	Piculs	2,156	12,937	189	1,133	1,967	11,804
" Hemp Seed	"	429	2,575	429	2,575
Paper, 1st Quality	"	1,526	27,475	606	10,914	2,132	38,389
" Japanese, 1st Quality	"	51	1,759	6	205	6	200	51	1,764
" Wall	Value	1,267	1,267
Peel, Orange	Piculs	151	1,816	292	3,499	1	11	442	5,304
Pepper, Black	"	899	15,905	2,046	36,214	9	159	2,936	51,960
" White	"	25	712	12	342	5	147	32	907
Personal Effects	Value	...	1,547	...	2,249	...	3,000	...	2,250
Plants and Bulbs	"	...	5,736	9	...	5,727
Preserves	Piculs	116	698	103	617	219	1,315
Putchuck	"	129	2,114	246	4,034	375	6,148
Raisins	"	25	289	122	1,474	147	1,763
Rattans, Whole	"	2,258	16,706	142	1,053	2,116	15,653
Sandalwood	"	42,910	429,105	7,605	76,054	301	3,009	50,214	502,150
Sapanwood	"	6,142	19,653	2,270	7,263	42	134	8,370	26,782
Seaweed	"	8,899	27,586	18,063	55,997	163	505	26,799	83,078
Seed, Flower	"	45	362	288	2,304	333	2,666
Sharks Fins, Black	"	18	1,144	2	156	16	988
" " White	"	215	25,834	2	191	213	25,643
" Prepared	"	7	1,176	1	75	6	1,101
Skins (Furs), Rabbit	Pieces	5,108	2,521	1,404	740	3,704	1,781
Soap	Piculs	93	420	5,559	36,948	36	267	5,616	37,101
Soda	"	1,610	5,045	282	790	1,328	4,255
Stationery	Value	...	79	...	1,334	76	...	1,337
Stores, Household	"	...	1,365	...	7,980	223	...	9,122
Sugar, Brown	Piculs	461,315	1,614,602	35,907	125,674	54	188	497,168	1,740,088
" White	"	57,466	321,809	16,421	91,955	427	2,392	73,460	411,372
" Refined	"	44,058	242,317	122,266	672,461	362	1,993	165,962	912,785

TABLE No. III.—TRADE IN FOREIGN GOODS.—Imports and Re-exports—Cont^d.

DESCRIPTION OF GOODS.	Classifier of Quantity.	IMPORTS FROM FOREIGN COUNTRIES AND HONGKONG.		IMPORTS FROM CHINESE PORTS.		RE-EXPORTS TO FOREIGN COUNTRIES AND HONGKONG.		RE-EXPORTS TO CHINESE PORTS.		NET TOTAL IMPORTS.		
		Quantity.	Value.	Quantity.	Value.	Quantity.	Value.	Quantity.	Value.	Quantity.	Value.	
SUNDRIES, continued:—												
			<i>Hk. Tls</i>		<i>Hk. Tls</i>		<i>Hk. Tls</i>		<i>Hk. Tls</i>		<i>Hk. Tls</i>	
Sugar Candy.....	<i>Piculs</i>	11,550	95,869	4,898	40,657	16,448	136,526	
Sulphuric Acid.....	"	732	2,421	732	2,421	
Telegraphic Materials.....	<i>Value</i>	8,469	8,469	
Timber, Beams, Hard-wood.....	<i>Cub. ft.</i>	1,963	982	1,963	982	
" Planks, Soft-wood.....	<i>Sq. feet</i>	368,865	14,755	368,865	14,755	
Tobacco, Prepared.....	<i>Piculs</i>	282	7,527	282	7,527	
Turmeric.....	"	499	2,295	4,182	19,235	4,681	21,530	
Umbrellas, Cotton.....	<i>Pieces</i>	73,260	36,630	73,260	36,630	
" " Japanese.....	"	1,860	558	1,860	558	
Vermilion.....	<i>Piculs</i>	7	729	185	18,674	192	19,403	
Watches.....	<i>Pieces</i>	534	1,636	534	1,636	
Wine.....	<i>Value</i>	...	904	...	3,606	4,510	
Wood, Camagon.....	<i>Piculs</i>	1,085	2,712	1,085	2,712	
" Laka.....	"	63	614	1,143	11,201	3	34	1,203	11,781	
" Puru.....	"	945	1,428	945	1,428	
" Red.....	"	772	2,856	772	2,856	
" Scale-stick.....	<i>Pieces</i>	8,585	1,225	8,585	1,225	
Sundries, Unenumerated.....	<i>Value</i>	...	8,681	...	31,536	...	300	...	778	...	39,139	
TOTAL.....	<i>Hk. Tls</i>	...	3,166,971	...	15,040,118	...	3,300	...	54,871	...	18,150,372	
Excess of Re-export above Import of Personal Effects during the year.....											<i>Hk. Tls</i>	1,454
NET TOTAL.....											<i>Hk. Tls</i>	18,148,918

SUMMARY.

IMPORTS from Great Britain.....	<i>Hk. Tls</i>	3,284
" " Hongkong.....	"	2,886,394
" " Singapore and Straits.....	"	4
" " British America.....	"	57
" " United States of America.....	"	2,391
" " Philippine Islands.....	"	72,450
" " Continent of Europe, Russia excepted... "	"	3,755
" " Japan.....	"	198,636
Total from Foreign Countries.....	<i>Hk. Tls</i>	3,166,971
Imports from Chinese Ports.....	"	15,040,118
TOTAL FOREIGN IMPORTS.....	<i>Hk. Tls</i>	18,207,089
RE-EXPORTS to Hongkong.....	<i>Hk. Tls</i>	3,300
Total to Foreign Countries.....	<i>Hk. Tls</i>	3,300
RE-EXPORTS to Yangtze Ports.....	<i>Hk. Tls</i>	37,327
" " Central Ports.....	"	14,861
" " Southern Ports.....	"	2,683
Total to Chinese Ports.....	<i>Hk. Tls</i>	54,871
TOTAL FOREIGN RE-EXPORTS.....	<i>Hk. Tls</i>	58,171
NET TOTAL FOREIGN IMPORTS.....	<i>Hk. Tls</i>	18,148,918

TABLE No. IV.—TRADE IN NATIVE PRODUCE.—Imports and Re-exports.

DESCRIPTION OF GOODS.	Classifier of Quantity.	IMPORTS FROM CHINESE PORTS.		RE-EXPORTS TO CHINESE PORTS.		RE-EXPORTS TO FOREIGN COUNTRIES AND HONGKONG.		NET TOTAL IMPORTS.	
		Quantity.	Value.	Quantity.	Value.	Quantity.	Value.	Quantity.	Value.
			Hk. Ts.		Hk. Ts.		Hk. Ts.		Hk. Ts.
Alum, Green.....	Piculs	1,452	1,452	1,452	1,452
Arsenic.....	"	266	4,336	266	4,336
Bags, Gunny.....	Pieces	660,050	27,304	900	36	659,150	27,268
Bamboo Shoots.....	Piculs	888	5,075	888	5,075
Brass-foil.....	"	44	1,997	44	1,997
Brassware.....	"	197	5,992	197	5,992
Buttons, Brass.....	"	60	3,295	1	62	59	3,233
Cassia Lignea.....	"	143	1,711	143	1,711
Charcoal.....	"	15,054	9,033	15,054	9,033
China-root.....	"	1,568	12,859	14	119	2	15	1,552	12,725
Chopsticks.....	"	725	1,448	725	1,448
Cloth, Native (Naukeens).....	"	2,509	100,369	8	320	2,501	100,049
Clothing, Cotton, Old.....	"	727	5,140	727	5,140
" Miscellaneous.....	Value	...	2,440	2,440
Coal.....	Tons	20,694	180,038	70	609	20,624	179,429
Coir.....	Piculs	376	1,428	376	1,428
Coke.....	Tons	181	2,642	31	453	150	2,189
Cotton, Raw.....	Piculs	125	1,850	125	1,850
" Yarn *.....	"	6,331	161,441	6,331	161,441
Dates, Black.....	"	1,616	5,979	142	525	1,474	5,454
" Red.....	"	1,945	6,224	3	11	1,942	6,213
Dye-stuff.....	"	10,189	12,259	118	153	10,071	12,106
Fans, Paper.....	Pieces	520,515	20,821	520,515	20,821
Fire-crackers and Fireworks.....	Piculs	4,829	48,288	4,829	48,288
Fish, Salt.....	"	323	1,162	53	189	270	973
" Maws.....	"	132	8,633	1	86	131	8,547
" Glue.....	"	29	1,942	29	1,942
Flour.....	"	386	1,116	386	1,116
Fruit, Fresh, Unclassed.....	"	3,267	5,413	3,267	5,413
Fungus.....	"	2,827	66,440	18	416	2,809	66,024
Furniture.....	Value	...	1,854	1,854
Grasscloth, Fine.....	Piculs	1,053	63,120	17	1,020	1,036	62,100
" Coarse.....	"	3,558	106,740	7	221	3,551	106,519
Gypsum.....	"	52,958	26,479	3,200	1,600	49,758	24,879
Hemp.....	"	8,520	74,124	1,292	11,240	7,228	62,884
Indigo, Liquid.....	"	2,543	11,952	202	949	2,341	11,003
Iron, Unmanufactured.....	"	1,512	2,004	1,512	2,004
" Pans.....	"	37,027	110,494	614	1,844	36,413	108,650
Ironware.....	"	935	6,390	5	62	930	6,328
Lead, Yellow.....	"	193	2,277	193	2,277
Leatherware.....	"	37	2,220	37	2,220
Lichees, Dried.....	"	485	6,790	485	6,790
Liquorice.....	"	281	1,742	281	1,742
Lung-ngans, Dried.....	"	3,671	52,862	11	162	3,660	52,700
Mats, Straw and Rush.....	Pieces	99,891	14,984	99,891	14,984
Medicines.....	Value	...	68,021	...	1,951	...	823	...	65,247
Mirrors with Frames.....	Pieces	31,028	1,238	14	14	31,014	1,224
Mushrooms.....	Piculs	115	5,784	115	5,784
Musk.....	Taels	809	9,107	809	9,107
Mussels, Dried.....	Piculs	401	6,656	401	6,656
Nutgalls.....	"	52	3,879	52	3,879
Oil, Bean.....	"	313	2,410	127	977	186	1,433
" Ground-nut.....	"	1,576	12,923	2,661	21,820
" Sesamum Seed.....	"	347	2,672	213	1,640
" Wood.....	"	136,064	1,156,544	2	19	136,062	1,156,525
Olives, Fresh.....	"	556	1,167	556	1,167
Opium, Native, Szechwan.....	"	5	1,698	5	1,698
" " Yunnan.....	"	8	2,871	8	2,871
Paper, 1st Quality.....	"	3,485	62,730	74	1,332	3,411	61,398

* Steam Factory product.

TABLE No. IV.—TRADE IN NATIVE PRODUCE.—Imports and Re-exports—Cont^d.

DESCRIPTION OF GOODS.	Classifier of Quantity.	IMPORTS FROM CHINESE PORTS.		RE-EXPORTS TO CHINESE PORTS.		RE-EXPORTS TO FOREIGN COUNTRIES AND HONGKONG.		NET TOTAL IMPORTS.	
		Quantity.	Value.	Quantity.	Value.	Quantity.	Value.	Quantity.	Value.
			<i>Hk. Ts</i>		<i>Hk. Ts</i>		<i>Hk. Ts</i>		<i>Hk. Ts</i>
Paper, 2nd Quality.....	<i>Piculs</i>	5,469	21,873	6	24	5,463	21,849
" Joss.....	"	95	2,022	95	2,022
" Shanghai Mill.....	"	777	6,216	777	6,216
Peel, Orange.....	"	322	3,864	322	3,864
Plants and Shrubs.....	<i>Value</i>	...	3,291	...	245	3,046
Preserves.....	<i>Piculs</i>	2,101	12,606	2,101	12,606
Quicksilver.....	"	20	1,878	20	1,878
Rhubarb, Szechwan.....	"	196	2,371	196	2,371
Rice.....	"	25,959	57,112	25,959	57,112
" Red.....	"	156	1,624	156	1,624
Rope, Coir.....	"	103	1,073	103	1,073
Seed, Apricot, Sweet.....	"	94	1,954	94	1,954
" Flower.....	"	136	1,109	1	8	135	1,101
" Lily Flower, or Lotus-nuts.....	"	1,556	27,852	17	312	1,539	27,540
Silk, Raw, White.....	"	22	7,425	22	7,425
" " Yellow.....	"	71	23,253	71	23,253
" reeled from Dupions.....	"	11	2,640	11	2,640
" Piece Goods.....	"	220	122,012	1	554	219	121,458
" Thread.....	"	7	2,249	7	2,249
" Ribbons.....	"	77	42,735	77	42,735
" Head-bands.....	"	16	2,214	16	2,214
Skin (Fur) Clothing, Lamb.....	<i>Pieces</i>	1,299	3,868	365	1,346	934	2,522
Soap.....	<i>Piculs</i>	687	1,694	687	1,694
Steel, Flint.....	"	395	2,607	395	2,607
Sugar, Brown.....	"	103,978	363,923	509	1,781	103,469	362,142
" White.....	"	79,447	444,903	1,771	9,917	77,676	434,986
" Candy.....	"	3,826	31,755	3,826	31,755
Tallow, Vegetable.....	"	50,737	522,591	219	2,256	50,518	520,335
Tea, Black.....	"	186	4,650	1	6	185	4,644
Timber, Beams.....	<i>Pieces</i>	968	7,764	968	7,764
" Planks, Hard-wood.....	"	1,273	2,443	1,273	2,443
" " Soft-wood.....	"	57,706	8,925	57,706	8,925
Tobacco, Leaf.....	<i>Piculs</i>	43,331	385,646	2,449	21,801	99	880	40,783	362,965
" Prepared.....	"	12,867	343,575	358	9,558	12,509	334,017
" Stalk.....	"	2,800	5,634	43	52	2,757	5,582
Turmeric.....	"	1,171	5,387	1,171	5,387
Umbrellas, Paper (Kittysols).....	<i>Pieces</i>	270,640	27,064	270,640	27,064
Varnish.....	<i>Piculs</i>	1,900	95,000	64	3,200	1,836	91,800
Walnuts.....	"	1,106	6,341	1,106	6,341
Wax, White.....	"	867	57,156	2	140	865	57,016
Wood, Poles.....	<i>Pieces</i>	377,368	943,420	377,368	943,420
" Short.....	"	34,447	15,716	34,447	15,716
" Coffin.....	"	380,465	165,804	22	13	380,443	165,791
Sundries, Unenumerated.....	<i>Value</i>	...	41,820	...	971	40,849
TOTAL.....	<i>Hk. Ts</i>		6,364,918		75,577		26,155		6,272,083
Excess of Re-export above Import of Ground-nut Oil during the year..... <i>Hk. Ts</i>									8,897
NET TOTAL.....									6,263,186

SUMMARY.

IMPORTS from Northern Ports.....	<i>Hk. Ts</i>	5,259
" " Yangtze Ports.....	"	4,665,343
" " Central Ports.....	"	743,427
" " Southern Ports.....	"	950,889
Total from Chinese Ports.....	<i>Hk. Ts</i>	6,364,918
TOTAL NATIVE IMPORTS.....	<i>Hk. Ts</i>	6,364,918
RE-EXPORTS to Yangtze Ports.....	<i>Hk. Ts</i>	22,915
" " Central Ports.....	"	31,151
" " Southern Ports.....	"	21,511
Total to Chinese Ports.....	<i>Hk. Ts</i>	75,577
RE-EXPORTS to Hongkong.....	<i>Hk. Ts</i>	26,155
Total to Foreign Countries.....	<i>Hk. Ts</i>	26,155
TOTAL NATIVE RE-EXPORTS.....	<i>Hk. Ts</i>	101,732
NET TOTAL NATIVE IMPORTS.....	<i>Hk. Ts</i>	6,263,186

TABLE No. V.—TRADE IN NATIVE PRODUCE.—Exports and Re-exports.

DESCRIPTION OF GOODS.	Classifier of Quantity.	EXPORTS TO FOREIGN COUNTRIES.		EXPORTS TO HONGKONG.		EXPORTS TO CHINESE PORTS.		TOTAL RE-EXPORTS TO FOREIGN COUNTRIES, HONGKONG, AND CHINESE PORTS.		TOTAL EXPORTS (including Re-exports).	
		Quantity.	Value.	Quantity.	Value.	Quantity.	Value.	Quantity.	Value.	Quantity.	Value.
			<i>Hk. Ta</i>		<i>Hk. Ta</i>		<i>Hk. Ta</i>		<i>Hk. Ta</i>		<i>Hk. Ta</i>
Albumen.....	<i>Piculs</i>	969	24,399	969	24,399
Bags, Gunny.....	<i>Pieces</i>	8,880	987	900	36	9,780	1,023
Bambooware (Combs).....	249,650	5,294	249,650	5,294
Barley, Pearl.....	<i>Piculs</i>	18	109	555	3,178	573	3,287
Bean-cake.....	263,899	316,679	263,899	316,679
Beans and Peas.....	...	323	452	212,842	297,979	129,415	181,181	342,580	479,612
Bones, Cow, Refuse.....	...	3,754	1,689	1,832	824	5,586	2,513
Brassware.....	46	1,380	46	1,380
Bristles.....	125	3,356	125	3,356
Cabbages, Preserved.....	497	4,481	497	4,481
China-root.....	180	1,476	475	3,895	16	134	671	5,505
Coal.....	<i>Tons</i>	704	6,125	70	609	774	6,734
Cotton Bags.....	<i>Piculs</i>	1,115	1,338	1,115	1,338
Dates, Black.....	914	3,382	3,340	12,358	142	525	4,396	16,265
" Red.....	3,958	12,666	13,515	43,248	3	11	17,476	55,925
" White.....	396	2,769	396	2,769
Egg Yolk, Preserved.....	6,639	30,298	6,639	30,298
Eggs, Fresh.....	<i>Pieces</i>	9,690	44	345,600	1,554	1,932,560	8,921	2,287,850	10,519
" Preserved.....	221,871	1,997	1,719,531	15,476	1,941,402	17,473
Feathers, Duck, Fowl, etc.....	<i>Piculs</i>	2,280	16,662	2,280	16,662
Fish, Dried.....	286	2,431	1,089	9,257	1,375	11,688
Fruit, Fresh, Unclassed.....	1,526	3,936	367	918	1,893	4,854
Grasscloth, Fine.....	17	1,020	17	1,020
Ground-nuts.....	2,769	7,753	508,157	1,422,840	510,926	1,430,593
Gypsum.....	3,200	1,600	3,200	1,600
Hams.....	130	2,004	2,394	36,613	2,524	38,617
Hemp.....	4,397	37,814	1,292	11,240	5,689	49,054
Hides, Cow and Buffalo.....	10,467	219,807	15	315	10,482	220,122
" " " Strips.....	396	1,783	396	1,783
Iron Pans.....	614	1,844	614	1,844
Lard.....	769	5,389	1,128	7,897	1,897	13,286
Lily Flowers, Dried.....	16,446	121,700	37,774	279,602	54,220	401,302
Live Stock.....	<i>No.</i>	130	5,975	130	5,975
Mats, Straw.....	<i>Pieces</i>	62,171	9,326	62,171	9,326
Medicines.....	<i>Value</i>	24,680	...	88,034	...	2,774	...	115,488
Nuts, White.....	<i>Piculs</i>	1,121	3,349	375	1,125	1,496	4,474
Oil, Bean.....	100	770	2	15	127	977	229	1,762
" Ground-nut.....	77,462	635,189	12,362	101,368	2,661	21,820	92,485	758,377
" Sesamum Seed.....	8,899	68,522	350	2,695	213	1,640	9,462	72,857
Paper, 1st Quality.....	109	1,962	74	1,332	183	3,294
" 2nd.....	182	728	77	308	6	24	265	1,060
Persimmons, Dried.....	2,221	3,553	2,218	3,548	4,439	7,101
Plants and Shrubs.....	<i>Value</i>	3,567	...	245	...	3,812
Prawns and Shrimps, Dried.....	<i>Piculs</i>	166	1,311	519	4,108	685	5,419
Provisions.....	913	13,636	1,338	14,487	2,251	28,123
Rope, Hemp.....	191	1,189	191	1,189
Samshu.....	31	102	703	2,320	9	31	743	2,453
Seed Cake.....	7,815	5,472	7,815	5,472
" Lily Flower, or Lotus-nuts.....	182	3,258	396	7,088	17	312	595	10,658
" Melon.....	4,435	23,506	37,631	199,444	7	37	42,073	222,987
" Senna.....	1,256	1,923	3,109	4,780	4,365	6,703
" Sesamum.....	58	220	63,084	239,720	63,142	239,940
" Vegetable.....	16	40	730	1,831	746	1,871
Silk, Raw, White.....	396	133,650	396	133,650
" Cocoons.....	567	61,123	567	61,123
" Refuse.....	755	39,486	755	39,486
" Cocoons, Refuse.....	858	18,509	858	18,509
" Piece Goods.....	1,366	620,983	1	554	1,368	621,992

TABLE No. V.—TRADE IN NATIVE PRODUCE.—Exports and Re-exports—Cont^d.

DESCRIPTION OF GOODS.	Classifier of Quantity.	EXPORTS TO FOREIGN COUNTRIES.		EXPORTS TO HONGKONG.		EXPORTS TO CHINESE PORTS.		TOTAL RE-EXPORTS TO FOREIGN COUNTRIES, HONGKONG, AND CHINESE PORTS.		TOTAL EXPORTS (including Re-exports).	
		Quantity.	Value.	Quantity.	Value.	Quantity.	Value.	Quantity.	Value.	Quantity.	Value.
			<i>Hk. Tls</i>		<i>Hk. Tls</i>		<i>Hk. Tls</i>		<i>Hk. Tls</i>		<i>Hk. Tls</i>
Skin (Fur) Clothing, Lamb.....	<i>Pieces</i>	365	1,346	365	1,346
" " " Sheep.....	"	252	1,407	252	1,407
Skins (Furs), Goat.....	"	8,892	2,491	8,892	2,491
" " Weasel Tails.....	"	62,201	2,006	62,201	2,006
Soap.....	<i>Piculs</i>	361	1,216	361	1,216
Sugar, Brown.....	"	509	1,781	509	1,781
" White.....	"	4	22	1,771	9,917	1,775	9,939
Tallow, Animal.....	"	7,202	60,497	8	69	7,210	60,566
" Vegetable.....	"	219	2,256	219	2,256
Tobacco, Leaf.....	"	146	1,300	775	6,906	2,548	22,681	3,469	30,887
" Prepared.....	"	358	9,558	358	9,558
Varnish.....	"	5	250	64	3,200	69	3,450
Vegetables, Dried.....	"	316	2,709	216	2,152	532	4,861
Vermicelli and Macaroni.....	"	6	19	1,302	4,039	1,308	4,058
Walnuts.....	"	1,590	4,457	1,590	4,457
Wool, Sheep's.....	"	384	3,379	384	3,379
Sundries, Unenumerated.....	<i>Value</i>	1,194	...	15,305	...	3,844	...	20,343
TOTAL.....	<i>Hk. Tls</i>	...	2,640	...	1,248,385	...	4,375,620	...	101,732	...	5,728,377

SUMMARY.

To—	EXPORTS.		RE-EXPORTS.		TOTAL EXPORTS AND RE-EXPORTS.	
	<i>Hk. Tls</i>	<i>Hk. Tls</i>	<i>Hk. Tls</i>	<i>Hk. Tls</i>	<i>Hk. Tls</i>	<i>Hk. Tls</i>
Japan.....	2,640	2,640	...
Hongkong.....	1,248,385	...	26,155	...	1,274,540	...
Total to Foreign Countries.....	1,251,025	...	26,155	...	1,277,180	...
Yangtze Ports.....	282,633	...	22,915	...	305,548	...
Central Ports.....	2,002,742	...	31,151	...	2,033,893	...
Southern Ports.....	2,090,245	...	21,511	...	2,111,756	...
Total to Chinese Ports.....	4,375,620	...	75,577	...	4,451,197	...
GRAND TOTAL.....	5,626,645	...	101,732	...	5,728,377	...

TABLE No. VI.—TRANSIT TRADE.

a.—Table showing the Destinations of the various Goods forwarded under Transit Passes to the Interior during the Year 1902.

DESCRIPTION OF GOODS.	Classifier of Quantity.	KIANGSU.		ANHWEI.		SHANTUNG.		HONAN.		KANSUH.		TOTAL.	
		Quantity.	Value.	Quantity.	Value.	Quantity.	Value.	Quantity.	Value.	Quantity.	Value.	Quantity.	Value.
COTTON GOODS:—													
Shirtings, Grey, Plain	Pieces	245,521	712,011	37,531	108,840	69,193	200,660	123,685	358,686	110	319	476,040	1,380,516
" White, " "	"	22,080	101,568	3,781	17,393	3,642	16,753	23,129	106,393	50	230	52,682	242,337
Shirtings, White, Fig- ured, Brocaded, and Spotted	"	455	2,093	455	2,093
Shirtings, Dyed, Plain	"	200	860	200	860
Shirtings, Dyed, Fig- ured, Brocaded, and Spotted	"	4,534	22,217	727	3,562	335	1,641	35	172	5,631	27,592
T-Cloths	"	33,212	76,387	4,516	10,387	6,319	14,534	21,794	50,126	16	37	65,857	151,471
Drills, English	"	7,795	25,724	865	2,854	2,362	7,795	6,449	21,281	17,471	57,654
" American	"	15,354	55,274	1,471	5,296	4,817	17,341	20,578	74,081	45	162	42,265	152,154
Jeans, English	"	8,052	24,156	413	1,239	493	1,479	2,715	8,145	11,673	35,019
" American	"	7,532	22,596	36	108	880	2,640	1,305	3,915	9,753	29,259
Sheetings, English	"	2,486	7,707	100	310	960	2,976	140	434	3,686	11,427
" American	"	1,790	5,907	2,080	6,864	460	1,518	4,330	14,280
Chintzes and Furnitures	"	4,308	10,770	446	1,115	331	828	1,290	3,225	6,375	15,938
Cotton Prints, Plain	"	23,120	67,048	5,117	14,839	6,486	18,809	6,291	18,244	41,014	118,940
Printed T-Cloths	"	1,431	4,436	872	2,703	1,500	4,650	28,447	88,186	32,250	99,975
" Cotton Balzarines	"	25	63	25	63
" " Twill	"	210	756	200	720	410	1,476
Turkey Red Shirtings	"	4,397	10,993	787	1,967	496	1,240	2,955	7,388	25	62	8,660	21,650
" " T-Cloths	"	12	40	10	33	22	73
" " Cambrics	"	9,978	28,936	649	1,882	2,350	6,815	433	1,256	13,410	38,889
Cotton Lastings, Plain and Figured	"	62,589	306,686	4,215	20,654	11,774	57,692	10,789	52,866	89,367	437,898
" Italians, Plain and Figured	"	3,886	19,041	187	916	3,387	16,596	702	3,440	8,162	39,993
" Checks, Dyed	"	455	2,093	222	1,021	465	2,139	10,265	47,219	80	368	11,487	52,840
Velvets	"	921	5,066	140	770	45	247	382	2,101	1,488	8,184
Muslins, Plain and Printed	"	2,075	1,660	42	33	65	52	147	118	2,329	1,863
Handkerchiefs	Dozens	1,972	1,085	231	127	41	22	6,840	3,762	9,084	4,996
Towels	"	9,595	2,868	443	134	1,207	371	5,384	1,811	16,629	5,184
Cotton Spanish Stripes	Pieces	2,362	7,080	299	902	904	2,412	1,744	5,376	5,309	15,770
" Flannel	"	2,729	6,823	111	277	316	790	1,427	3,568	20	50	4,603	11,508
" " Japanese	"	114	285	114	285
Dyed Shirtings, Short Cuts (5 yards and under)	"	100	70	100	70
Cotton Yarn, English	Piculs	81	2,106	3	78	84	2,184
" " Indian	"	85,262	2,088,919	5,888	144,256	46,329	1,135,060	38,384	940,408	175,863	4,308,643
" " Japanese	"	62	1,519	325	7,963	93	2,278	480	11,760
" Thread	"	9	540	7	420	16	960
WOOLLEN GOODS:—													
Camlets, English	Pieces	47	531	59	667	2	22	206	2,328	314	3,548
Lastings	"	30	279	30	279
Long Ells	"	1,402	7,290	288	1,498	137	712	398	2,070	2,225	11,570
Spanish Stripes	"	61	763	54	675	24	300	139	1,738
Cloth, Broad, Medium, and Habit	"	29	1,090	5	188	1	38	48	1,805	83	3,121

a.—Table showing the Destinations of the various Goods forwarded under Transit Passes—Contd.

DESCRIPTION OF GOODS.	Classifier of Quantity.	KIANGSU.		ANHWEI.		SHANTUNG.		HONAN.		KANSUH.		TOTAL.	
		Quantity.	Value.	Quantity.	Value.	Quantity.	Value.	Quantity.	Value.	Quantity.	Value.	Quantity.	Value.
WOOLLEN GOODS, con-													
<i>tinued:—</i>													
Blankets.....	Pairs	60	276	60	276
Flannel.....	Pieces	50	725	150	2,175	200	2,900
Woolen Yarn.....	Piculs	21	2,520	1	120	4	480	26	3,120
METALS:—													
Iron, Nail-rod and Bar..	Piculs	18,617	80,053	2,370	10,191	795	3,419	101	434	21,883	94,097
" Hoop.....	"	195	507	6	16	19	49	15	39	235	611
" Sheets and Plates..	"	678	4,271	45	284	60	378	12	76	795	5,009
" Wire.....	"	1,076	7,532	274	1,911	533	3,731	236	1,652	8,119	14,826
" Old.....	"	43,490	79,396	5,090	9,158	12,906	22,432	2,214	4,610	63,700	115,596
Ironware, Unclassed.....	"	1,338	5,909	171	665	39	141	23	100	1,571	6,815
Tin, in Slabs.....	"	1	34	1	34
Tinplates.....	"	20	134	1	7	60	462	90	603
Lead, in Pigs.....	"	3,392	24,083	318	2,258	959	6,809	3,188	22,635	7,857	55,785
Copper, Sheets and Plates	"	8	256	8	256
" Slabs, Japan.....	"	14	365	1	24	14	340	30	729
Yellow Metal, Sheets....	"	10	300	10	300
Brass Wire.....	"	5	140	5	140
Steel.....	"	2,008	13,466	537	3,598	1,102	7,383	595	3,987	4,243	28,428
Quicksilver.....	"	1	94	1	94	2	188
White Metal, German } Silver, and Nickel.. }	"	9	456	2	147	11	603
SUNDRIES:—													
Agar-agar.....	Piculs	765	3,290	744	3,199	404	1,737	408	1,754	2,321	9,980
Aniseed, Star.....	"	165	4,208	25	637	216	5,508	246	6,273	653	16,626
Awabi.....	"	4	180	4	180
Bags, Gunny.....	Pieces	928,930	57,371	5,200	390	246,875	14,380	229,040	17,648	1,410,045	89,789
Bambooware.....	Piculs	8	80	8	80
Basins, Tin.....	Gross	154	188	24	3	14	6	158	189	350	386
Betel-nut Husk.....	Piculs	68	184	53	143	10	27	98	265	229	619
Betel-nuts.....	"	107	310	100	290	94	270	655	1,900	956	2,770
Bicho de Mar, Black.....	"	869	43,450	80	4,000	13	650	43	2,150	1,005	50,250
" White.....	"	33	660	33	660
Borax.....	"	14	155	2	16	17	181	32	352
Boxes, Fancy.....	Gross	799	482	14	14	15	15	58	36	886	547
Braid, Llana.....	Boxes	34,380	7,110	1,564	280	840	51	2,000	516	38,784	7,957
Buttons, Brass.....	Gross	895	192	100	24	500	122	1,495	338
" Fancy.....	"	470	94	200	60	670	154
Camphor.....	Piculs	7	391	1	55	2	112	10	558
Candles.....	Boxes	293	4,211	22	319	11	163	150	2,192	436	6,885
Capoor Cutchery.....	Piculs	2	16	4	32	9	72	15	120
Cardamoms, Superior.....	"	5	600	5	600
" Inferior.....	"	15	518	5	207	29	1,000	50	1,725
Cassia Lignea.....	"	56	672	1	12	23	276	51	612	131	1,572
" Twigs.....	"	75	225	21	63	157	474	254	762
Chinaware, Fine.....	"	14	350	8	200	22	550
" Coarse.....	"	42	420	25	250	67	670
Cigarettes.....	"	295	293	100	100	395	393
Clams, Dried.....	"	20	384	1	5	21	389
Clocks.....	Pieces	176	243	9	12	41	70	94	143	320	468
Gloves.....	Piculs	30	522	1	17	8	139	15	261	54	939
Coal.....	Tons	4,348	30,871	1,481	10,508	58	419	44	312	5,931	42,110
Goir.....	Piculs	17	65	17	65
Coke.....	Tons	244	3,562	17	248	6	88	267	3,898
Compo.....	Piculs	5	208	1	48	2	67	843	323
Cutch.....	"	1	8	2	16	3	24

a.—Table showing the Destinations of the various Goods forwarded under Transit Passes—Cont^d.

DESCRIPTION OF GOODS.	Classifier of Quantity.	KIANGSU.		ANHWEI.		SHANTUNG.		HONAN.		KANSUH.		TOTAL.	
		Quantity.	Value.	Quantity.	Value.	Quantity.	Value.	Quantity.	Value.	Quantity.	Value.	Quantity.	Value.
			Hk. Ts.		Hk. Ts.		Hk. Ts.		Hk. Ts.		Hk. Ts.		Hk. Ts.
SUNDRIES, continued:—													
Cuttle-fish.....	Piculs	96	1,517	8	126	1	16	29	458	134	2,117
Dyes, Aniline.....	Value	...	29,036	...	3,302	...	10,768	...	38,518	81,624
Fans, Palm-leaf, Trimmed.....	Pieces	175,500	1,755	27,080	271	5,050	50	6,275	63	213,905	2,139
" " Untrimmed.....	"	2,335,153	16,346	977,450	6,842	217,500	1,522	240,750	1,686	3,770,853	26,396
Fish Maws.....	Piculs	47	3,074	1	65	1	65	2	131	51	3,335
" Skins.....	"	199	3,045	11	168	3	46	2	31	215	3,290
Flint Stones.....	"	3,887	4,664	626	751	1,254	1,505	2,865	3,438	8,632	10,358
Flour, American.....	"	22	33	22	33
Galangal.....	"	215	946	43	189	16	75	278	1,223	553	2,433
Glass, Window.....	Boxes	11	40	1	7	2	8	3	10	18	65
Glassware.....	Piculs	10	250	2	50	12	300
" (Lamp Chimneys).....	Dozens	9,346	3,387	1,125	449	385	204	858	324	11,714	4,364
Glue, Cow.....	Piculs	120	1,416	1	12	121	1,428
Green, Schweinfurt.....	"	2	72	2	72
Gum Myrrh.....	"	16	147	16	147	24	221	56	515
" Olibanum.....	"	69	573	5	42	2	17	21	174	97	806
Honey.....	"	27	378	6	84	6	84	39	546
Indigo, Liquid.....	"	1,051	4,940	62	291	27	127	1,140	5,358
Isinglass.....	"	276	13,662	30	1,485	63	3,119	84	4,158	453	22,424
Joss Sticks.....	"	33	99	33	99
Lamps and Burners.....	Pieces	7,298	2,933	499	202	252	108	540	238	8,589	3,481
Lead, White.....	Piculs	720	7,560	71	746	62	651	230	2,415	1,083	11,372
" Yellow.....	"	620	7,316	92	1,086	95	1,121	71	849	879	10,372
Lichees, Dried.....	"	93	1,302	28	392	16	224	15	210	152	2,128
Looking-glasses & Mirrors.....	Pieces	1,429	589	70	70	50	50	1,549	709
Lung-ngan Pulp.....	Piculs	194	2,068	32	505	25	383	3	46	255	3,902
Lung-ngans, Dried.....	"	1,274	18,346	882	12,701	126	1,814	52	749	2,334	33,610
Mangrove Bark.....	"	659	1,120	39	66	43	73	85	145	826	1,404
Matches.....	Gross	642,415	152,991	110,616	26,877	153,149	36,226	80,237	12,828	986,417	228,922
Medicines.....	Value	...	4,680	...	151	...	1,384	...	2,870	...	520	...	9,605
Mushrooms.....	Piculs	189	9,507	102	5,131	5	251	2	100	298	14,989
Mussels, Dried.....	"	1,799	29,863	36	598	21	332	1	17	1,856	30,810
Needles.....	Mille	45,988	7,602	1,550	310	3,250	650	67,900	12,480	118,688	21,042
Oil, Kerosene, American.....	Galls.	1,544,909	211,485	257,350	36,470	203,430	28,350	183,310	24,885	2,188,999	301,190
" " Russian.....	"	617,980	58,767	38,660	4,796	7,630	1,247	7,150	575	671,420	65,385
" " Sumatra.....	"	48,610	4,433	1,400	119	1,500	141	51,510	4,693
Paper, 1st Quality.....	Piculs	955	17,172	44	792	638	11,484	227	4,086	1,863	33,534
" 2nd.....	"	9	36	9	36
Peel, Orange.....	"	182	2,184	8	96	36	432	92	1,104	318	3,816
" Pumelo, 1st Quality.....	"	1	16	5	80	6	96
Pepper, Black.....	"	1,085	19,205	173	3,062	490	8,673	627	11,098	2,375	42,038
Preserves.....	"	156	936	34	204	92	552	47	282	329	1,974
Putchuck.....	"	63	1,033	17	279	36	590	66	1,099	183	3,001
Raisins.....	"	33	334	7	79	36	576	14	178	90	1,167
Rattans, Whole.....	"	310	2,294	22	163	4	29	336	2,486
" Split.....	"	8	99	8	99
Sandalwood.....	"	16,296	162,960	4,208	42,080	466	4,660	495	4,950	21,465	214,650
Sapanwood.....	"	2,902	9,286	812	2,598	1,333	4,266	2,658	8,506	7,705	24,656
Seaweed.....	"	6,740	20,894	2,067	6,408	3,175	9,842	9,149	28,362	21,131	65,506
Seed, Flower.....	"	5	40	18	144	289	2,320	11	88	324	2,592
" Lucraban.....	"	15	68	8	36	19	85	42	189
Sharks Fins, Black.....	"	7	455	1	65	1	65	9	585
" White.....	"	67	8,040	4	480	2	240	4	480	77	9,240
Silk and Cotton Mixtures.....	"	12	2,190	2	365	14	2,555
Soap.....	Boxes	179,335	8,126	12,787	554	5,279	252	1,138	45	198,539	8,977
Soda Ash.....	Piculs	1,032	2,878	214	522	36	102	1,282	3,502
Sugar, Brown.....	"	127,257	445,399	51,495	180,233	49,694	173,929	114,948	402,318	343,394	1,201,879
" White.....	"	23,553	131,897	13,461	75,382	6,557	36,719	9,165	51,324	52,736	295,322
" Refined.....	"	56,472	310,596	20,451	112,481	13,099	72,044	43,879	241,335	133,901	736,456

a.—Table showing the Destinations of the various Goods forwarded under Transit Passes—Cont^d

DESCRIPTION OF GOODS.	Classifier of Quantity.	KIANGSU.		ANHWEI.		SHANTUNG.		HONAN.		KANSUH.		TOTAL.	
		Quantity.	Value.	Quantity.	Value.	Quantity.	Value.	Quantity.	Value.	Quantity.	Value.	Quantity.	Value.
SUNDRIES, continued:—													
Sugar Candy.....	Piculs	6,838	56,755	1,043	8,657	3,104	25,763	3,672	30,478	14,657	121,653
Sulphuric Acid.....	"	25	82	8	26	33	108
Timber, Planks, Soft-wood.....	Sq. feet	3,520	160	3,520	160
Tobacco, Prepared.....	Piculs	291	7,796	5	133	1	27	1	27	299	7,983
Turmeric.....	"	2,565	11,799	594	2,732	177	819	277	1,274	3,614	16,624
Ultramarine.....	"	9	65	2	15	11	80
Umbrellas, Cotton.....	Pieces	10,488	5,244	2,772	1,386	420	210	12	6	13,692	6,846
Vermilion.....	Piculs	24	2,429	6	607	31	3,137	5	506	66	6,679
Wood, Camagon.....	"	417	1,043	227	567	644	1,610
" Ebony.....	"	8	38	8	38
" Laka.....	"	735	7,203	26	255	18	176	17	167	796	7,801
" Puru.....	"	541	812	541	812
" Red.....	"	274	1,014	274	1,014
" Rose.....	"	218	327	218	327
" Seale-stick.....	Pieces	923	163	310	47	1,233	210
Sundries, Unenumerated.....	Value	...	3,763	...	364	...	1,127	...	1,047	6,301
TOTAL.....	Hk. <i>Tls</i>	5,867,137		937,123		2,049,382		2,785,652		1,748		11,641,042	

b.—Table showing the Provinces from which Native Goods were brought under Transit Passes during the Year 1902.

DESCRIPTION OF GOODS.	Classifier of Quantity.	KIANGSU.		ANEWEI.		SHANTUNG.		HONAN.		TOTAL.	
		Quantity.	Value.	Quantity.	Value.	Quantity.	Value.	Quantity.	Value.	Quantity.	Value.
Almonds.....											
Almonds.....	Piculs	16	333	16	333
China-root.....	"	1,590	12,974	1,590	12,974
Dates, Black.....	"	18,200	68,068	18,200	68,068
" Red.....	"	200	640	410	1,312	22,011	70,435	22,621	72,387
Ground-nuts.....	"	374,200	1,062,785	8,610	24,452	70,510	200,249	300	852	453,640	1,288,338
Hides, Cow and Buffalo.....	"	455	9,537	6,998	146,678	200	4,192	1,000	20,960	8,653	181,367
Lily Flowers, Dried.....	"	29,970	220,279	11,058	81,276	11,576	85,084	52,604	386,639
Mats, Bamboo.....	Pieces	146,000	29,200	146,000	29,200
Medicines.....	Value	65,017	...	7,349	72,366
Oil, Ground-nut.....	Piculs	13,096	106,864	7,303	59,593	10,700	87,312	33,154	270,536	64,253	524,305
" Sesamum Seed.....	"	1,400	10,752	504	3,871	5,150	39,552	7,054	54,175
Persimmons, Dried.....	"	11,750	18,960	11,750	18,960
Samshu.....	"	1,750	5,828	133	443	1,850	6,160	3,733	12,431
Seed, Melon.....	"	23,863	126,952	9,139	48,619	1,781	9,475	19,580	104,166	54,363	289,212
" Senna.....	"	460	736	3,076	5,101	150	230	100	160	3,786	6,227
Silk, Refuse.....	"	87	4,546	87	4,546
Soap.....	"	1,882	6,401	200	680	1,405	4,777	3,487	11,858
Tallow, Animal.....	"	479	4,009	4,445	37,205	490	4,102	1,589	13,300	7,003	58,616
Walnuts.....	"	3,541	9,914	303	848	3,844	10,762
Wool, Sheep's.....	"	383	3,382	383	3,382
TOTAL.....	Hk. <i>Tls</i>	1,552,928		503,189		407,625		642,404		3,106,146	

c.—Table showing the Number of Passes issued for, and the Amount of Duties collected on, Foreign Goods forwarded to the Interior under Transit Passes, as divided between the various Nationalities, during the Year 1902.

QUARTER.	BRITISH.		AMERICAN.		GERMAN.		BELGIAN.	
	No. of Passes.	Transit Dues.	No. of Passes.	Transit Dues.	No. of Passes.	Transit Dues.	No. of Passes.	Transit Dues.
1st quarter.....	520	<i>Hk. Tam.c.c.</i> 14,027.1.0.3	313	<i>Hk. Tam.c.c.</i> 13,004.2.4.5	...	<i>Hk. Tam.c.c.</i>	<i>Hk. Tam.c.c.</i> ...
2nd ".....	673	19,700.1.9.5	572	20,559.7.0.9
3rd ".....	756	22,625.0.7.5	581	25,360.9.7.0
4th ".....	682	19,837.1.2.3	607	21,524.4.5.3	1	13.8.6.1	76	1,678.5.8.1
TOTAL.....	2,631	76,189.4.9.6	2,073	80,449.3.7.7	1	13.8.6.1	76	1,678.5.8.1

QUARTER.	JAPANESE.		CHINESE.		TOTAL.	
	No. of Passes.	Transit Dues.	No. of Passes.	Transit Dues.	No. of Passes.	Transit Dues.
1st quarter.....	...	<i>Hk. Tam.c.c.</i> ...	502	<i>Hk. Tam.c.c.</i> 11,418.9.3.6	1,335	<i>Hk. Tam.c.c.</i> 38,450.2.8.4
2nd ".....	1	28.8.7.7	585	14,700.1.6.7	1,831	54,988.9.4.8
3rd ".....	513	14,967.7.1.6	1,850	62,953.7.6.1
4th ".....	442	15,540.5.6.7	1,808	58,594.5.8.5
TOTAL.....	1	28.8.7.7	2,042	56,627.3.8.6	6,824	214,987.5.7.8

d.—Table showing the Number of Passes surrendered for, and the Amount of Duties collected on, Native Goods brought from the Interior under Transit Passes, as divided between the various Nationalities, during the Year 1902.

QUARTER.	BRITISH.		GERMAN.		BELGIAN.	
	No. of Passes.	Transit Dues.	No. of Passes.	Transit Dues.	No. of Passes.	Transit Dues.
1st quarter.....	449	<i>Hk. Tam.c.c.</i> 9,006.4.3.2	75	<i>Hk. Tam.c.c.</i> 1,342.3.0.0	33	<i>Hk. Tam.c.c.</i> 673.6.2.5
2nd ".....	157	3,141.3.5.9	31	535.8.2.0	17	339.8.0.6
3rd ".....	184	3,838.5.9.9	30	651.3.4.1	11	182.2.8.4
4th ".....	334	6,210.8.5.8	117	2,284.3.5.7	22	428.3.3.0
TOTAL.....	1,124	22,197.2.4.8	253	4,813.8.1.8	83	1,624.0.4.5

QUARTER.	JAPANESE.		CHINESE.		TOTAL.	
	No. of Passes.	Transit Dues.	No. of Passes.	Transit Dues.	No. of Passes.	Transit Dues.
1st quarter.....	...	<i>Hk. Tam.c.c.</i> ...	289	<i>Hk. Tam.c.c.</i> 4,806.8.9.8	846	<i>Hk. Tam.c.c.</i> 15,829.2.5.5
2nd ".....	124	2,520.1.2.7	329	6,537.1.1.2
3rd ".....	8	137.8.5.0	182	3,068.8.7.2	415	7,878.9.4.6
4th ".....	21	332.7.5.0	620	9,250.5.6.4	1,114	18,506.8.5.9
TOTAL.....	29	470.6.0.0	1,215	19,646.4.6.1	2,704	48,752.1.7.2

TABLE No. VII.—DUTIES.

a.—Duties paid under each Flag, for the Year ended 31st December 1902.

FLAG.	IMPORT.	EXPORT.	COAST TRADE.	TONNAGE.	TRANSIT.	OPIUM LIKIN.	TOTAL.
	<i>Hk. ₧s m.c.c.</i>	<i>Hk. ₧s m.c.c.</i>	<i>Hk. ₧s m.c.c.</i>	<i>Hk. ₧s m.c.c.</i>	<i>Hk. ₧s m.c.c.</i>	<i>Hk. ₧s m.c.c.</i>	<i>Hk. ₧s m.c.c.</i>
British.....	88,982.3.5.9	99,543.1.5.2	32,370.0.6.3	2,752.8.1.1	98,386.7.4.4	159,656.0.0.0	481,691.1.2.9
American.....	502.1.6.5	4,451.8.7.5	0.2.8.8	32.0.0.0	80,449.3.7.7	...	85,435.7.0.5
German.....	38,179.0.3.2	39,415.8.0.0	14,978.9.2.7	2,429.2.0.0	4,827.6.7.9	...	99,830.6.3.8
Danish.....	...	669.1.9.9	669.1.9.9
Norwegian.....	11,067.5.8.9	15,689.4.0.3	...	1,764.8.0.0	28,521.7.9.2
Russian.....	...	982.9.8.6	...	1,232.0.0.0	2,214.9.8.6
Belgian.....	3,302.6.2.6	...	3,302.6.2.6
Japanese.....	7,193.3.1.4	8,925.3.5.4	5,081.3.1.0	1,677.6.0.0	499.4.7.7	...	23,377.0.5.5
Chinese.....	3,109.3.3.9	22,412.0.9.6	34,634.9.7.6	3,178.8.5.7	76,273.8.4.7	80,032.0.0.0	219,641.1.1.5
On Opium.....	89,883.0.0.0	89,883.0.0.0
TOTAL.....	238,916.7.9.8	192,089.8.6.5	87,065.5.6.4	13,067.2.6.8	263,739.7.5.0	239,688.0.0.0	1,034,567.2.4.5*

* No Drawbacks marked for cash payment during the year, to be deducted from this total *Hk. ₧s Nil.*

b.—Comparative Table of Duties collected, for the Years 1893 to 1902.

YEARS.	IMPORT (exclusive of Opium).	EXPORT (exclusive of Opium).	COAST TRADE (exclusive of Opium).	OPIUM (Import, Export, and Coast Trade).	TONNAGE.	TRANSIT.	OPIUM LIKIN.	TOTAL.
	<i>Hk. ₧s m.c.c.</i>	<i>Hk. ₧s m.c.c.</i>	<i>Hk. ₧s m.c.c.</i>	<i>Hk. ₧s m.c.c.</i>	<i>Hk. ₧s m.c.c.</i>	<i>Hk. ₧s m.c.c.</i>	<i>Hk. ₧s m.c.c.</i>	<i>Hk. ₧s m.c.c.</i>
1893.....	919.3.8.9	138,398.5.7.4	38,795.6.8.0	101,065.1.3.1	9,202.5.0.0	144,737.7.3.2	269,506.0.0.0	702,625.0.0.6
1894.....	1,653.8.6.9	264,473.9.7.7	29,054.0.3.3	125,389.6.3.2	12,581.6.0.0	145,980.8.7.1	334,364.2.5.0	913,498.2.3.2
1895.....	17,828.2.7.5	724,640.1.0.6	33,482.6.6.9	116,610.9.0.0	26,157.0.0.0	182,428.6.1.2	310,962.4.0.0	1,412,109.9.6.2
1896.....	24,824.1.3.7	218,486.0.4.0	48,581.7.5.6	102,698.2.5.0	6,774.6.0.0	179,972.7.4.6	273,666.8.0.0	855,004.3.2.9
1897.....	30,803.9.8.2	214,606.6.8.8	36,342.1.0.9	88,828.5.0.0	6,898.2.0.0	196,733.5.3.6	236,764.0.0.0	810,977.0.1.5
1898.....	15,144.1.5.6	164,570.9.2.2	39,678.6.4.5	88,642.2.0.0	7,381.9.3.5	162,627.5.7.1	236,236.0.0.0	714,281.4.2.9
1899.....	36,407.7.8.3	141,641.9.9.6	63,339.7.0.0	130,214.7.0.0	6,211.5.8.5	201,299.6.5.8	347,220.0.0.0	926,335.4.2.2
1900.....	36,288.9.6.0	140,617.9.2.1	94,358.7.9.0	118,881.5.0.0	7,843.1.3.2	176,183.8.9.2	316,868.0.0.0	891,042.1.9.5
1901.....	64,360.8.4.3	164,546.3.1.8	83,061.1.1.6	115,653.0.0.0	6,833.1.2.2	248,765.7.4.8	308,408.0.0.0	991,628.1.4.7
1902.....	149,033.7.9.8	192,089.8.6.5	87,065.5.6.4	89,883.0.0.0	13,067.2.6.8	263,739.7.5.0	239,688.0.0.0	1,034,567.2.4.5

B.—SPECIAL TABLES.

TABLE No. I.—IMPORT TRADE.

Comparative Table of the principal Articles of Import, for the Years 1893 to 1902.

DESCRIPTION OF GOODS.	Classifier of Quantity.	1893.	1894.	1895.	1896.	1897.	1898.	1899.	1900.	1901.	1902.
OPIUM:—											
Malwa	Piculs	3,320	4,139	3,854	3,371	2,900	2,882	4,275	3,925	3,823	2,962
Patna	"	47	41	40	53	56	32	44	34	34	34
Benares	"	2	4	19	20	1
Persian	"	1
COTTON GOODS:—											
Shirtings, Grey, Plain	Pieces	799,473	611,042	749,019	723,632	742,295	537,504	574,594	483,026	552,109	546,005
" White, "	"	78,993	69,032	96,686	88,885	82,944	64,701	76,568	70,030	89,817	117,720
" Dyed, "	"	9,595	9,535	13,837	7,378	4,875	1,545	2,353	2,776	330	3,321
" Dyed, Figured, Bro- caded, & Spotted }	"	12,819	8,671	7,674	15,779	12,746	7,480	7,956	7,696	9,733	11,028
T-Cloths	"	106,260	80,003	89,253	95,904	100,930	74,493	66,363	71,116	55,971	64,961
Drills, English	"	50,925	34,208	34,084	35,895	22,960	14,210	16,096	8,055	8,455	14,874
" Dutch	"	795	705	555	5,175	990	135	60	4,200	2,560	1,275
" American	"	18,674	24,285	44,670	41,570	53,435	57,115	51,276	50,442	84,360	90,025
Sheetings, English	"	65,880	53,730	65,305	47,709	104,536	89,625	83,370	79,662	71,878	63,419
" American	"	6,265	4,315	4,305	4,995	7,690	5,100	6,260	6,940	18,150	28,455
Chintzes and Furnitures	"	6,397	2,723	9,600	16,897	21,632	13,224	8,052	6,900	12,378	21,234
Cotton Prints, Plain	"	49,684	42,627	63,362	69,996	62,271	40,542	50,202	39,009	47,499	63,939
Turkey Red Shirtings	"	10,437	8,717	5,683	1,496	2,473	1,772	5,215	677	11,335	2,810
" " Cambrics	"	27,780	16,145	25,032	25,075	24,175	18,282	19,960	20,602	19,098	26,759
Cotton Lastings, Plain	"	18,318	17,540	16,726	20,150	23,448	16,026	13,650	12,411	20,665	23,804
" " Figured	"	7,642	11,484	14,058	20,998	33,260	26,545	28,845	21,865	28,457	43,999
" " Italians, Plain	"	7,152	6,435	13,254	12,216	16,804	21,481	29,274	34,784	53,218	65,591
" " Figured	"	3,338	3,473	7,052	2,300	4,321	5,923	10,219	8,840	15,525	10,899
" " Checks, Dyed	"	14,570	8,519	13,832	12,494	8,234	2,858	3,915	1,440	2,501	4,559
Handkerchiefs	Dozens	43,913	37,076	48,243	56,863	43,667	20,427	29,686	20,320	30,402	31,382
Towels	"	46,250	27,243	35,645	51,231	39,114	22,254	29,699	12,761	30,931	26,334
Dyed Shirtings, Short Cuts (5 yards and under)	Pieces	93,782	97,228	66,014	64,839	91,497	63,871	36,216	1,440
Cotton Yarn, English	Piculs	560	666	822	621	1,023	531	765	342	921	870
" " Indian	"	67,859	59,640	77,976	97,611	93,547	106,267	154,185	124,762	192,302	183,963
" " Japanese	"	78	130	456	306	5,349	2,528	9,687	11,682	2,898	1,735
" " Thread	"	73	46	69	73	47	30	39	38	53	39
CHINESE COTTON GOODS*:—											
Sheetings	Pieces	20	...
Cotton Yarn	Piculs	10,908	14,708	6,331
WOOLLEN GOODS:—											
Camlets, English	Pieces	2,850	3,144	2,658	2,040	1,806	940	1,310	1,310	1,570	840
Lastings	"	4,020	2,220	3,108	2,518	2,860	1,350	1,330	1,050	1,300	1,100
Long Ells	"	8,555	7,170	8,740	7,060	6,195	3,280	4,050	3,235	5,165	4,637
Spanish Stripes	"	5,945	5,260	6,858	5,310	5,265	3,474	3,228	1,963	2,796	3,274
Cloth, Broad, Medium, and Habit Italian Cloth, Plain and Figured	"	1,310	1,124	1,196	988	1,074	642	707	564	534	575
Woollen Yarn and Cord	Piculs	86	104	115	139	132	107	127	98	125	110
METALS:—											
Iron, Nail-rod	Piculs	42,429	47,529	56,861	47,706	39,014	47,643	28,563	15,292	26,384	24,883
" Bar	"	3,132	2,852	7,213	5,033	2,569	4,390	3,252	742	2,148	3,036
" Wire	"	4,837	4,455	5,283	5,662	4,460	5,399	5,638	5,629	8,199	7,211
" Old	"	46,053	42,424	58,222	66,557	43,899	32,338	32,195	23,877	41,544	48,772

Steam Factory products.

TABLE No. 3.—VALUE OF TRADE.

Comparative Table of the Value of the Trade, for the Years 1893 to 1902.

YEARS.	IMPORTS FROM		EXPORTS TO		TOTAL IMPORTS AND EXPORTS.	RE-EXPORTS.	TREASURE AND COPPER CASH.		TRANSIT TRADE.	
	Foreign Countries.	Native Ports.	Foreign Countries.	Native Ports.			Imported.	Exported.	Inwards.	Outwards.
	Hk. Ts.	Hk. Ts.	Hk. Ts.	Hk. Ts.	Hk. Ts.	Hk. Ts.	Hk. Ts.	Hk. Ts.	Hk. Ts.	Hk. Ts.
1893.....	35,436	14,613,667	412,293	3,319,084	17,380,480	51,877	1,525,725	2,058,831	6,130,244	767,492
1894.....	29,428	15,211,224	561,209	3,566,194	19,368,055	75,564	1,548,407	2,411,299	6,290,840	1,407,044
1895.....	408,122	17,630,144	1,047,778	10,846,348	29,932,392	81,744	2,326,424	1,577,574	7,742,113	1,668,670
1896.....	696,937	17,780,433	1,331,793	3,199,201	23,008,364	58,155	1,725,231	4,806,433	8,102,187	1,678,863
1897.....	852,785	18,322,887	1,489,791	3,588,932	24,254,395	109,054	1,242,782	3,007,557	8,627,088	2,368,590
1898.....	503,448	18,353,872	956,457	3,455,486	23,269,263	125,715	1,772,752	3,832,346	7,999,720	1,301,851
1899.....	1,095,702	20,776,330	789,808	3,195,667	25,857,507	165,579	1,090,338	1,503,238	9,827,321	1,583,171
1900.....	1,148,341	18,180,148	871,449	3,225,761	23,425,699	219,644	1,763,444	4,451,988	8,192,376	1,751,354
1901.....	1,836,985	20,655,305	1,398,123	3,645,418	27,535,831	146,615	935,519	3,659,210	11,032,506	3,210,697
1902.....	3,166,971	21,405,036	1,251,025	4,375,620	30,198,652	159,903	2,634,957	5,132,676	11,641,042	3,106,146

TABLE No. 4.—SHIPPING.

Comparative Table of Shipping, for the Years 1893 to 1902.

a.—Under General Regulations.

YEARS.	ENTERED INWARDS.						CLEARED OUTWARDS.					
	STEAMERS.		SAILING VESSELS.		TOTAL.		STEAMERS.		SAILING VESSELS.		TOTAL.	
	No.	Tons.	No.	Tons.	No.	Tons.	No.	Tons.	No.	Tons.	No.	Tons.
1893.....	1,405	1,491,504	858	127,338	2,263	1,618,842	1,405	1,491,504	850	126,492	2,255	1,617,996
1894.....	1,493	1,552,803	696	116,670	2,189	1,669,473	1,484	1,543,636	693	115,324	2,177	1,658,960
1895.....	1,479	1,595,364	770	126,114	2,249	1,721,478	1,487	1,601,995	753	124,442	2,240	1,726,437
1896.....	1,510	1,663,294	916	147,074	2,426	1,810,368	1,511	1,664,830	941	150,609	2,452	1,815,439
1897.....	1,381	1,621,708	805	145,804	2,186	1,767,512	1,381	1,621,708	804	146,519	2,185	1,768,227
1898.....	1,492	1,619,210	803	147,036	2,295	1,766,246	1,492	1,619,210	801	146,529	2,293	1,765,739
1899.....	1,809	1,932,648	909	163,060	2,718	2,095,708	1,809	1,932,648	909	163,384	2,718	2,096,032
1900.....	2,356	2,207,570	896	147,474	3,252	2,355,044	2,354	2,205,882	897	147,190	3,251	2,353,072
1901.....	2,591	2,437,593	996	159,409	3,587	2,597,002	2,591	2,437,593	995	159,304	3,586	2,596,897
1902.....	2,464	2,696,957	1,008	164,910	3,472	2,861,867	2,471	2,692,815	1,006	163,126	3,477	2,855,941

b.—Under Inland Steam Navigation Rules.

YEARS.	ENTERED INWARDS.		CLEARED OUTWARDS.		TOTAL ENTERED AND CLEARED.	
	No.	Tons.	No.	Tons.	No.	Tons.
1893-97.....
1898.....	860	6,343	860	6,343	1,720	12,686
1899.....	1,181	14,445	1,181	14,445	2,362	28,890
1900.....	1,460	19,673	1,460	19,673	2,920	39,346
1901.....	1,639	21,016	1,638	21,001	3,277	42,017
1902.....	2,469	35,516	2,463	35,435	4,932	70,951

TABLE No. 5.—TREASURE.

Treasure Imported and Exported during the Year 1902.

COUNTRIES FROM WHICH IMPORTED AND TO WHICH EXPORTED.	IMPORTS.					EXPORTS.				
	SILVER.			COPPER COINS.	COPPER CASH.	SILVER.			COPPER COINS.	COPPER CASH.
	In Sycee.	In Dollars.	In Coin.			Lu Sycee.	In Dollars.	In Coin.		
Hk. Ts.	Hk. Ts.	Hk. Ts.	Hk. Ts.	Hk. Ts.	Hk. Ts.	Hk. Ts.	Hk. Ts.	Hk. Ts.	Hk. Ts.	
1. FOREIGN COUNTRIES
TOTAL: 1. FOREIGN COUNTRIES
2. CHINA:--										
Yangtze Ports.....	2,147,230	9,000	157,640	2,047	980	1,389,794	6,240	...
Central Ports.....	304,760	13,300	2,694,409	1,039,900	...	2,333	...
TOTAL: 2. CHINA	2,451,990	22,300	157,640	2,047	980	4,084,203	1,039,900	...	8,573	...
TOTAL: 1 and 2. FOREIGN COUNTRIES AND CHINA.....	2,451,990	22,300	157,640	2,047	980	4,084,203	1,039,900	...	8,573	...
GRAND TOTAL.....	2,631,930			3,027		5,124,103			8,573	

TABLE No. 6.—PASSENGER TRAFFIC.

Passenger Traffic during the Year 1902.

PASSENGERS TO			PASSENGERS FROM	
Foreigners.	Natives.		Foreigners.	Natives.
92	36,346	Shanghai and Stations.....	219	62,543
114	118,139	Yangtze Ports and Stations....	77	100,817
...	69,408	Yangchow.....	...	69,383
...	18,880	Tsingkiangpu.....	...	17,395
...	14,223	Hsiennumiao.....	...	13,374
...	3,870	Liuho.....	...	3,865
...	5,457	Other Ports.....	...	5,280
206	266,323	TOTAL.....	296	272,657

SHANGHAI TRADE REPORT,

FOR THE YEAR 1902.

1°. LOCAL.—The year opened with good prospects. The return of the Imperial Court to Peking at the end of 1901 had produced an excellent effect in business circles. Trade had revived, markets were firm, and everything seemed to concur to make people look for a profitable year. Unfortunately, in the spring exchange began to fall in a most alarming manner and business assumed a state of extreme languor. However, the statistics of the port record a further advance in the expansion of the trade, which in gross value amounted to 346 million Haikwan taels—an increase of $47\frac{1}{2}$ millions over the previous year. Under the conditions that prevailed during the greater part of the season it is a puzzle to understand how business in Imports was possible at all, and whether the character of Imports will be altered—that is to say, whether a cheaper class of goods will not be necessary; but the fact remains that certain articles are regularly wanted, and Native dealers do not find great difficulty in re-adjusting prices in the consuming districts. There seems, therefore, nothing to justify anxiety with regard to legitimate trade, and no doubt remains about the ever-increasing power of absorption possessed by the country. As regards the Export trade, better results might have been expected considering that the sterling exchange was so much in favour of the exporter; but this branch is not aided by Chinese methods. Amongst local industries the Silk filatures seem to have given satisfactory results. As late as June, and owing to a partial failure in the Cocoon crop, the prospects were by no means bright. Subsequently, however, a very good second crop at Wusieh in July, and the big fall in silver, combined with an increase in the prices of Silk, helped to save a situation which otherwise would have been ruinous. Cotton mills have been seriously handicapped by the abnormally high prices which ruled during the year as regards raw material. The Chinese crop only yielded half of its normal amount, and the mills had to depend largely on Indian and American staples; but the partial failure of the Indian crop and the uncertainty of the American yield helped, together with the low exchange, to keep prices up all round.

2°. REVENUE.—The total collection amounted to *Hk.Ts.* 10,814,077, or *Hk.Ts.* 2,662,000 more than in 1901. Increases are shown under all headings, with the exception of Exports, the largest gain— $2\frac{1}{2}$ million taels—appearing under Imports. On the 31st October (1st day of the 10th moon) the Revised Import Tariff came into force.

3°. FOREIGN TRADE.—(a.) Imports.—The total value of Foreign goods imported—excluding those re-exported abroad—aggregated $177\frac{3}{4}$ million taels, an increase of $22\frac{1}{4}$ millions—entirely due to the enhanced value of the trade in Cotton Goods, which advanced from 72 to 99 million Haikwan taels. In this branch of the trade most headings show improvements, the most conspicuous coming under White and Grey Shirtings, 45 per cent.; American Drills, 50 per cent.; Jeans, 270 per cent.; Handkerchiefs, 110 per cent.; Towels, 90 per cent.; and Indian Yarn, 30 per cent. The Piece Goods market opened firm, and from the outset a fair amount of inquiry was in evidence, especially in North China, where there were manifest signs that confidence had at last been restored. Shortly after the Chinese New Year the opening of several new Piece Goods hong's proved that Native merchants were possessed of the same spirit of hopefulness as Foreign importers. The healthy state of the northern markets was shown by the very full cargoes that went forward to Tientsin by the first steamers on the 7th March, and the

heavy consignments to Newchwang some 10 days later. Everything seemed to promise well, with the one notable exception of Native exchange. Revived trade and increased demand for the circulating medium strained a system of credit that had not recovered all the elasticity it had lost during the Boxer trouble. The Tientsin tael was unable to maintain its parity in the silver exchange market, and eventually collapsed to an extent that quite disorganised the northern trade and almost stopped buying. It was said that the Native Tientsin banks had issued paper money to an injudicious extent, and were therefore to blame for this unfortunate condition of affairs. Just after the spring season, which opened with so much promise, the sterling exchange began to fall headlong. Business thereupon grew very languid. There was hardly any inquiry, and what there was related to the smallest possible transactions. The prices offered were based on auction prices and not sufficiently tempting to induce sales. The depression had lasted some weeks, when business became utterly paralysed in the ports, on account of an outbreak of sickness along the coast. In Newchwang several of the principal hong were practically closed for two or three months, owing to the absence of their headmen. Native exchange quotations remained adverse and blocked any flow of goods away from Shanghai, so that our wharves and godowns were choked with merchandise that found no market. The extent of this was shown when the Chamber of Commerce returns were issued for stocks held on 30th June. Fortunately, at this stage of the year crop prospects appeared to be of a very favourable nature in most districts, and it was generally assumed that towards the end of the season a better state of affairs might be reached. From the news received this view of the situation appeared to be taken all round; in fact, in August a slight spurt was shown for the northern ports, but this was confined almost entirely to American heavy goods. This run on stocks continued, and the active inquiry consequent thereon soon made itself felt, with the result that good clearances were effected and a welcome rise in prices ensued. The question of the Native rate of exchange has come forward in a very pronounced manner, and the difficulties connected with the solution of the problem it presents have been the chief obstacles in the way of a prosperous northern trade throughout the year. The Native banks entirely control the rates to suit themselves. The Native dealers, who have to suffer from the vagaries of the market, can do nothing to prevent them. Matters improved a good deal in this respect before the end of the year, and the improvement seems to have been due to the Government in the northern provinces having stepped in to regulate and control the action of the bankers. In the autumn it was feared that big losses would be incurred by importers who, owing to the bright opening of the year, had bought heavily for the autumn trade, and that large stocks would have to be taken over for the next spring season. Fortunately, a spurt at the end of the season brought a welcome relief. Towards the end of the year trade was generally benefited by the fact that many merchants, having anticipated a further drop in the exchange, settled the greater part of their orders, which enabled them to sell some of their later purchases at a good profit and thus recoup themselves for their earlier losses. There was a decline of half a million taels in the value of Woollen Goods. Metals had a very dull year, and, notwithstanding the fall in exchange, which should, in the ordinary course of events, have increased tael prices, the same dropped all through 1902 and are now at a considerably lower point than they were 12 months ago; the stocks, however, are not very large, and it is hoped that after the Chinese New Year we may see some improvement in this trade. The value of the trade in Foreign Sundries amounted to 51½ million taels, a decrease of 4½ millions as compared with that of 1901. The most important feature is the considerable drop—40 per cent.—in the importation of Kerosene Oil of all kinds, and it is worth while noting that Russian bulk Oil has entirely disappeared from the market. Prices of Oil were gradually advanced to a very high figure; in

order to cover the serious fall in sterling exchange, the advance since the beginning of the year having been, on an average, about \$1 per case for case Oil and nearly *Ts.* 1 per 10 gallons of bulk Oil. The Native dealers, however, did not show any desire to purchase on a large scale; and it has been again demonstrated that when prices of Kerosene Oil are high, the people in the country seem to use less than when the Oil is at a moderate price. The market for Cardiff Coal has been very well stocked all through the year; and though values at one time fell to a low point, they have since recovered, owing to the fall in exchange; there was not, however, much doing, on account of the absence of men-of-war, which the large amount of sickness during the spring and summer months prevented from coming to this port. In Japan and Kaiping Coals there was a considerable business done, which is said to have been profitable to the Chinese dealers. The import of Refined Sugar during the year shows a marked advance on the quantities previously imported; the increase may be attributed mainly to the low range of prices that ruled for all classes of "Refineds," as compared with the rates demanded for the Native produce, and partly to the increasing favour now accorded to Refined qualities on their merits alone. For the first time on record Continental Beet Sugars appear as a fairly considerable Import, and were placed on the market at so low a figure as to necessitate a large drop in prices for Hongkong "Refineds"—a factor that offered serious competition to the Native Unrefined Sugars, as dealers in the latter were unable to accept the equivalent price of "Refineds" on account of a scarcity in the Native crop. Refined Sugar throughout the greater part of the year was selling at rates a tael or more below those asked for the Native article. The higher grades of "Yellows" continue to be the favourite qualities of "Refineds," for the reason that dealers find these qualities most suited to mixing with the Native produce. The consumption of the Yellow grades, moreover, is more universal than the White qualities, as they are chiefly taken for the Hangchow district, and find but a comparatively moderate demand in the Yangtze and neighbouring markets.

(b.) *Exports* and (c.) *Re-exports*.—There was an increase of 27 million taels in the value of Native produce exported. To this increase Raw Cotton for its share alone contributed 8½ millions; large shipments of this staple, amounting to nearly treble the previous year's figures, went to Japan. A shortage in the Silk crop, which is estimated at 45 per cent. less than that of 1901, and a corresponding rise in the prices, due to an ever-falling exchange and a steady consumption, are the two predominant features of the season now reviewed. "Gold Killing," which on the 1st January were quoted at *Shanghai Ts.* 405 per picul, advanced to *Shanghai Ts.* 710 on the 31st December, and during the same period there was a rise from *Shanghai Ts.* 770 to *Shanghai Ts.* 1,020 per picul in the quotations for Steam Filatures. The year closed with very small stocks of raw material. The Straw Braid trade does not seem to have participated in the advance that has characterised other descriptions of Chinese produce in the face of an ever-declining exchange. The value of this staple is greatly diminished by the tricky practices of the plaiters, of which manufacturers at home have been bitterly complaining for years. When the Chinese make up their mind to supply a good, sound, evenly made, fairly plaited article, there is no doubt that a once prosperous trade will revive and that prices will quickly react. Under the present conditions many manufacturers decline to work up the China trade. However, the export of Straw Braid from the whole of China shows a gradual increase for 1902 as compared with the shipments in 1901, and visible stocks in Shanghai are about half of what they were in the preceding year at this time, which points to a fairly healthy condition of affairs. The Green Tea market opened on the 29th May for "Pingsueys" and in the last week of June for "Local Packs" and Country Teas, prices ruling from 8 to 10 taels higher than in 1901. These prices

were maintained until about the beginning of August, when an easier feeling prevailed, owing to the poor prices offered in London, where no advance was anticipated; this did not prove to be the case, as London soon recovered, with the result that prices advanced rapidly. In Green Tea there was a largely increased export to America—17.28 million lb., against 11.48 million lb. in the previous year,—due to the preceding year's short supply having caused a good demand and also to the removal of Duty expected on 1st January 1903. On the whole, the season is said to have been most profitable to Chinese dealers; but it is to be feared that the high prices obtained will induce them to produce more than is wanted next season. For the preceding general and pertinent notes on the trade of the season in the more important items I am indebted to the courtesy of the leading resident merchants.

4°. COAST TRADE.—(a.) *Original Shipments Coastwise*.—This division of trade represented a value of *Hk. Ts.* 25,680,000, practically the same as in the preceding year. There was an important decline—1,300,000 piculs—in the export of Rice, and a large increase in that of Shanghai Mill Paper. Silk Piece Goods for Native use went forward in fairly large quantities.

(b.) *Reshipments Coastwise*.—There is a gain of 3½ million taels, one-third of which is accounted for under Rice and Wheat.

(c.) *Coastwise Arrivals*.—The total value of this contribution to our trade amounted to nearly 86 million taels, an increase of more than 10 millions over the figures for 1901. The most important gains are shown under Beans, 45 per cent.; Bristles, 30 per cent.; Horsehair, 80 per cent.; Wood Oil, 60 per cent.; 1st and 2nd Quality Paper, 70 per cent.; Sesamum Seed, 60 per cent.; and Goat Skins, 50 per cent. Large decreases appear under Beancake, 55 per cent.; Yellow and White Silk, 33 per cent.; Brown Sugar, 70 per cent.; and White Sugar, 70 per cent. Receipts of Szechwan Opium declined from 12,000 to 5,800 piculs.

5°. INLAND TRANSIT.—(a.) *Inwards*.—7,837 Passes were applied for, to convey inland goods of an aggregate value of *Hk. Ts.* 564,900, against 10,202 Passes, covering goods of a value of *Hk. Ts.* 918,000, in the previous year.

(b.) *Outwards*.—The value of the Transit Trade outwards has risen from 5¼ to 7¼ million taels, an increase of close upon 45 per cent., which is almost entirely accounted for under Silk Cocoons.

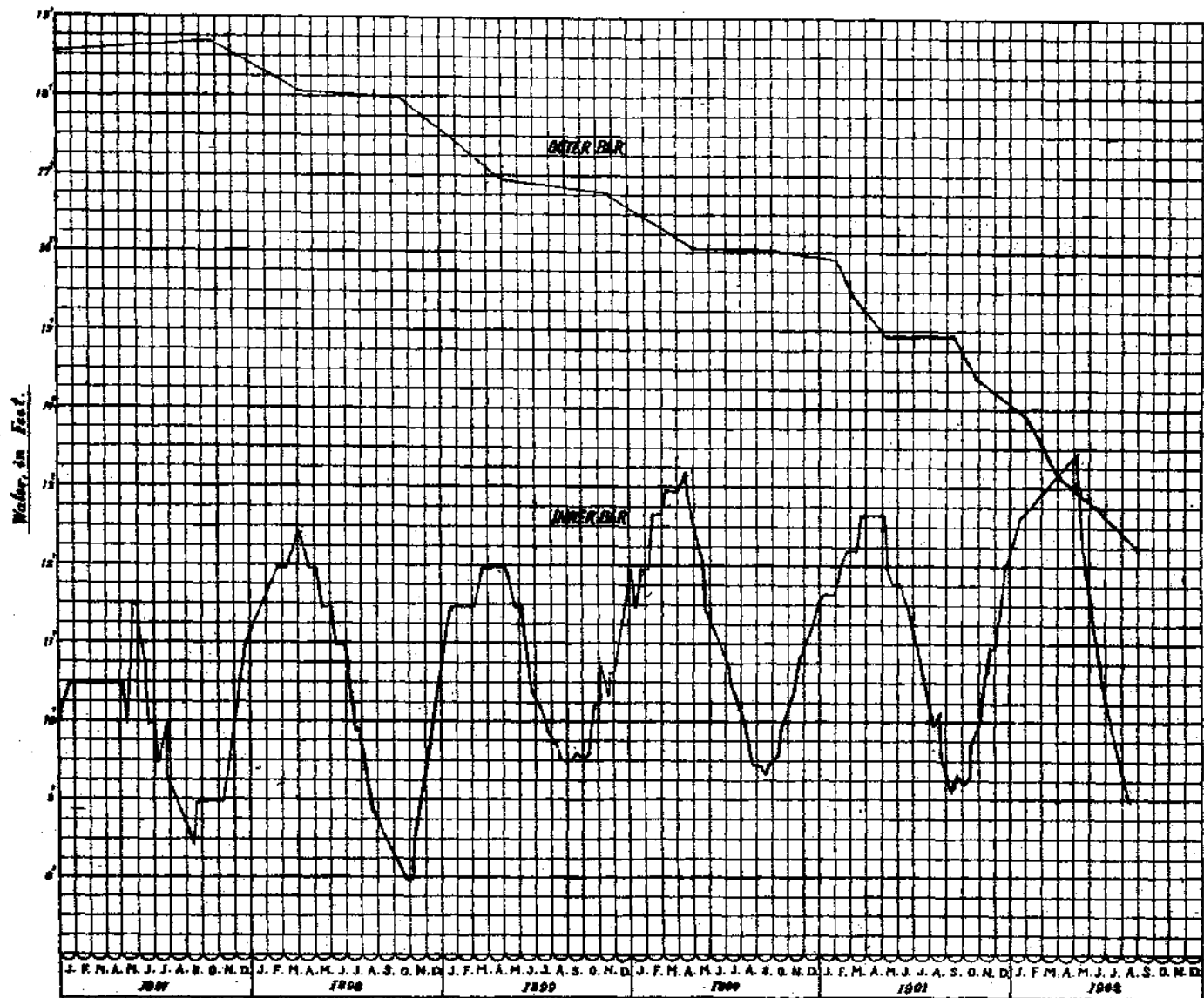
6°. SHIPPING.—Entries and clearances represent 8,830 vessels and 12,041,166 tons, an increase of 469 vessels and 1,259,981 tons. The fleet of the China Merchants Steam Navigation Company, which during the Boxer trouble had been transferred to the American, British, and German flags, reappears this year under the national colours: hence an increase of 60 per cent. in the number of Chinese vessels entered and cleared. Rates of freight, which until September had been very low, recovered in the autumn and advanced to very remunerative figures, owing to an active demand for tonnage from Wuhu and Chinkiang and also from Shanghai for Swatow and Canton with Rice. Unfortunately, the chartered boats met with so much delay at Wuhu as well as in the South that even the high rates paid—35 candareens per picul—did not compensate for the detention. The northern trade has not been good at any time during the year—in fact, the regular companies were running only a small amount of tonnage in that direction.

7°. PASSENGER TRAFFIC.—No remarks.

8°. TREASURE.—The result of the movements of Treasure during the year was a net import of Silver of 14½ million taels, and a net export of Gold of 3½ millions.

9°. OPIUM.—(a.) *Foreign*.—The year may be considered as having been a fairly good one, principally for the Native dealers. There was a falling off in the importation of Malwa, which is almost compensated by a gain of 2,500 piculs in Bengal Opium; the consumption of the

DIAGRAM
 SHOWING
**DEPTH OF WATER AT LOW WATER OF SPRING TIDES ON THE INNER
 AND OUTER WOODSUNG BAR DURING THE YEARS 1897-1902.**



latter kind increases gradually, owing to its cheap price as compared with that of Malwa. Prices for Malwa have steadily advanced throughout the year from $\text{Rs. } 680$ and $\text{Rs. } 720$, according to age and quality, to $\text{Rs. } 730$ and $\text{Rs. } 820$, while those for Patna and Benares have risen from $\text{Rs. } 674$ and $\text{Rs. } 680$ to $\text{Rs. } 736$ and $\text{Rs. } 730$ respectively.

(b.) *Native*.—Owing to a very bad crop in Szechwan, there is a decline of over 50 per cent. in the importation of the Native drug.

10°. MISCELLANEOUS.—(a.) *Navigation*.—The Acting Coast Inspector, Captain W. F. TYLER, has contributed the following notes: "During the year the only notable change in the approaches to the Yangtze has been the continued silting up of the Woosung Outer Bar, where, in December, only 11 feet were obtainable at low water of spring tides. During April and May there was actually less water on the Outer Bar than on the Inner Bar, a condition unrecorded before. Since the end of the year, however, a new channel has opened up a little to the southward of the former one, on which 12 feet exists, and it is hoped that this may improve further; the opening up of this new channel is a most important event, removing, to a great extent, the justifiable anxiety which the condition of the Outer Bar was causing. While the emphasis which the state of this locality gave to the necessity for conservancy works is perhaps modified, the general desirability of improvement works remains as great as ever. An important improvement in the marking of the approaches to the port has been commenced by the installation of gas-lighted buoys; of these, four have so far been laid, and it is intended during 1903 to complete the lighting of the North Channel by them and to do something towards lighting the Yangtze from Shanghai to Langshan. The establishment of gas-lighted buoys has necessitated the provision of a suitable steamer to attend on them, and a new vessel, the *Liuhsing*, has been built to suit the requirements of the gas-buoys service and to act as a light-tender in the Shanghai district. The ship, which was built to plans and specifications drawn up in the Engineer-in-Chief's office, was constructed by the Kawasaki Dock Company, of Kobe, commenced work in October, and has proved in every way satisfactory. An accompanying diagram shows the depth on the Inner and Outer Bars during the past six years."

(b.) *Railway Extension*.—The only railway work in actual course of construction in 1902 within the Liang Kiang provinces, with the exception of the now completed Ping-hsiang colliery line, has been at Woosung, where the Imperial Chinese Railway Administration has been extending the existing Shanghai and Woosung railway across the Woosung Creek, and for about a mile further, to where a considerable extent of river frontage has been acquired for the establishment of a goods yard and wharf. At this place a new passenger station is being built, within about half a mile from the Woosung lighthouse and the so-called Princes Landing-pier.

(c.) *Working of the Chung-pao-sha Sanitary Station*.—The Port Health Officer's annual report is hereto appended, from which it will be gathered how, in February, Shanghai had a very narrow escape of becoming plague-infected. "The station was reopened on the 22nd February 1902. The immediate cause of the reopening was the discovery by Dr. REID of bubonic plague on board the s.s. *Ballaarat* whilst at anchor off Woosung. On the 20th February the *Ballaarat* arrived at the Outer Anchorage, Woosung. As there was 3 inches less water on the Bar than the vessel required, the master anchored his vessel, and sent the passengers and mails by tender to Shanghai. Later on in the day one of the crew, a Goanese steward, died suddenly, and the yellow flag was hoisted. In the afternoon Dr. REID arrived from Shanghai and placed the vessel in quarantine. On the 22nd February it was found that another steward had died suddenly during the night. Dr. JACKSON and the Harbour Master arrived on the same day at 4 P.M. A medical inspection of the ship's crew was held, and three of the crew, found with signs suspicious of plague, were

sent to the sanitary station. On the same day a report was received from the Municipal Health Officer, attributing the deaths which had taken place to bubonic plague. On the 27th an Indian cook's assistant was found dead in the galley, making the total number of deaths three. Dr. COX took up his quarters on board the *Ballaarat*, and inoculated 13 Europeans, 18 Hindus, and 61 Chinese, with HOFFKYN'S plague prophylactic. Repeated disinfection of the various holds by sulphurous acid was carried out during the discharge of the cargo, and the clothing, soiled linen, etc., were treated in the disinfector at the sanitary station. The whole of the ship was thoroughly disinfected, with the exception of the saloon; the master objected to this being done, owing to the difficulty in removing the costly panelling: the necessity for it being done was shown by the large number of plague-killed rats found in the ceilings and partitions when they were removed at Bombay. During the disinfection carried out here two living and 148 dead rats were found, mostly plague-smitten; four cats, which showed some signs of sickness, were also destroyed. The bodies of the three men who had died were removed to the station mortuary. The vessel was released from quarantine on the 10th March, after a total detention of 17½ days.

"TABLE I.

"Number of Vessels, and Persons on Board, examined by the Port Health Officer, from the different Ports.

PORTS.	VESSELS.	CREW.	PASSENGERS.		TOTAL.
			Foreign.	Native.	
Hongkong.....	422	39,305	9,420	17,491	66,216
Canton.....	48	3,374	126	2,111	5,611
Swatow.....	95	6,732	165	4,203	11,100
Amoy.....	76	6,065	130	1,812	8,007
Foochow.....	53	3,929	153	3,727	7,809
Wenchow.....	1	69	...	55	124
Manila.....	22	1,304	42	...	1,346
Hongay.....	1	27	27
Pescadores.....	1	380	380
Tonkin.....	1	64	64
Singapore.....	14	552	1,416	176	2,144
Colombo.....	2	85	85
Sumatra.....	5	225	225
Port Said.....	1	35	35
Suez.....	1	61	61
Calcutta.....	1	34	34
Newchwang.....	22	1,526	96	402	2,024
Shanhaikwan.....	1	487	487
Tientsin.....	19	1,064	32	289	1,385
Chinwangtao.....	18	1,009	300	23	1,332
Taku.....	6	428	1,150	46	1,624
Tangku.....	41	3,188	760	2,056	6,004
Chefoo.....	130	10,005	1,373	4,107	15,485
Weihaiwei.....	1	153	153
Port Arthur.....	5	489	498	31	1,018
Japan.....	11	684	540	40	1,264
Yangtze ports.....	74	6,409	217	8,747	15,373
Shanghai.....	2	120	2	7	129
(Non-infected).....	7	800	34	188	1,022
TOTAL.....	1,081	88,603	16,454	45,511	150,568

"The two vessels from Shanghai were the s.s. *Kwangchi*, on which a suspicious death had taken place, and the s.s. *Ningpo*, sent out to quarantine for concealing a dead body: the two cooks on board who concealed the body were sentenced at the Municipal Court to four months imprisonment. 16 vessels were specially inspected out of hours.

"TABLE II.

"Number of Men-of-war, Transports, and Hospital Ships presented for Inspection.

NATIONALITY.	MEN-OF-WAR.	TRANSPORTS AND HOSPITAL SHIPS.	TOTAL.
British	6	4	10
Russian	2	...	2
American	2	9	11
French	1	...	1
Chinese	5	...	5
German	1	1
Italian	1	1	2
Japanese	1	...	1
Portuguese	1	...	1
TOTAL	19	15	34

"One case of small-pox was removed from the Chinese cruiser *Huitien* to the isolation hospital.

"TABLE III.

"Causes for which Vessels were Quarantined, and their Treatment.

NUMBER OF VESSELS.	CAUSE OF QUARANTINE.	TREATMENT.
14	Suspicious cases found during inspection	Removal of suspects to the station. Disinfection of affected quarters and clothing.
11	Suspicious deaths on the voyage	Removal of corpses. Disinfection of quarters and observation of passengers and crew.
1	Breach of Regulations: concealing a corpse.....	Disinfection of quarters.

"The number of vessels quarantined was 2.4 per cent. of the total number inspected. Detention varied from 5 hours to 17½ days (*Ballaarut*), the average detention being 39½ hours.

"TABLE IV.

"Diseases which developed amongst the Suspects, and the Mortality which ensued.

DISEASES DEVELOPED.	NUMBER OF SUSPECTS.			NUMBER OF DEATHS.
	Foreigners.	Natives.	TOTAL.	
Plague	6	1	7	3
Cholera	1	2	3	1
Beriberi	2	2	...
Small-pox	1	5	6	2
Typhoid fever	1	1	...
Dengue fever	8	3	11	...
Pernicious anemia.....	...	3	3	2
Dysentery	1	3	4	2
Sunstroke	2	2	1
Diarrhoea	1	1	...
Acute rheumatism.....	...	1	1	...
Malarial fever.....	2	230	232	1
Buboes.....	2	43	45	...
Phthisis	1	1	1
Hæmorrhage.....	...	1	1	...
Syphilis	1	1	...
Plague and cholera contacts	213	213	...
TOTAL	21	513	534	13

"The average detention of suspects at the sanitary station was 2½ days. One Foreigner died from cholera; the remaining deaths occurred amongst Natives.

"*Junk Inspection.*—A continuous watch was kept at the Woosung lighthouse station from the 1st April to the end of the year. All sea-going junks were boarded by the constable on duty, and those found arriving from infected ports were detained for medical inspection by the Port Health Officer.

"TABLE V.

Number of Junks inspected and Persons examined by the Port Health Officer or Station Constables.

PORTS.	NUMBER OF JUNKS EXAMINED.	PERSONS ON BOARD.	SUSPECTS REMOVED.	QUARANTINED.
Newchwang.....	153	3,783	...	1
Kiaochow.....	9	103
S.E. Promontory.....	62	772
Shantung.....	147	1,964
Chefoo.....	3	53
Weihaiwei.....	1	26
Foochow.....	395	7,767
Wenchow.....	51	848
Ningpo.....	140	1,518	2	...
Taloo.....	134	1,937
Compo.....	87	811
Chingkow.....	250	4,336
Other ports.....	457	5,524	1	...
TOTAL.....	1,889	29,442	3	1

"58 suspected junks were inspected by the Port Health Officer. The detention of the suspects removed to the station averaged two days. The only prohibited articles found were 10 plants (in pots) which were destroyed.

"*General Observations.*—The Port Health Officer was granted 12 months leave, and DR. STAFFORD M. COX was appointed Acting Port Health Officer from the 1st October 1902. The operations of the sanitary station during the year were carried out promptly and efficiently. This was mainly due to the increased knowledge and loyal execution of their duties by the Foreign and Native staff. The assistance rendered by the masters of ships and the pilots to the Port Health Officer in preserving the security of the port from infectious disease was most valuable, doubtful cases of sickness in almost every instance being referred to the Port Health Officer, and his decision loyally observed. The invaluable assistance lent by Drs. REID and JACKSON in regard to the *Ballaarat* case is gratefully acknowledged. That the s.s. *Ballaarat* would certainly have caused Shanghai to become plague-infected had there been 3 inches more water on the Bar when the vessel arrived, or if these gentlemen had failed to detect the nature of the illness, goes without saying. And in connexion therewith too much stress cannot be laid upon the necessity of increasing the 10 days limit of free *pratique* for vessels arriving from such plague-infected ports as Bombay and Calcutta. At the present time these ports, although declared plague-infected by harbour notification, are practically free from *pratique*, owing to the clause in the Regulations which enables them to pass in without inspection. Great difficulty is experienced in obtaining reliable information with regard to the state of health of the different ports; more especially is this noted with regard to Chinese

ports. It is suggested that this difficulty would be greatly lessened if bills of health were required for entry to port. This plan has been adopted at Hongkong and American ports, a small fine—generally, \$5—being imposed if the Regulations in this respect are not observed. It is becoming increasingly evident that the sanitary station will have to be removed to another site: the island is being steadily washed away, and the sphere of greatest activity is quite close to the sanitary station. The water is deepening close to shore, and landing is difficult during the north-east monsoon. The health of the Foreign and Native staffs during the year has been good; none of the attendants contracted any infectious disease."

H. ELGAR HOBSON,

Commissioner of Customs.

SHANGHAI, 28th February 1903.

SHANGHAI TRADE RETURNS,

FOR THE YEAR 1902.

A.—GENERAL TABLES.

TABLE No. I.—SHIPPING.

Number and Tonnage of Vessels Entered and Cleared under each Flag,
for the Year ended 31st December 1902.

a.—Under General Regulations.

FLAG.	STEAMERS.													
	ENTERED INWARDS.						CLEARED OUTWARDS.						TOTAL ENTERED AND CLEARED.	
	With Cargo.		In Ballast.		TOTAL.		With Cargo.		In Ballast.		TOTAL.			
	No.	Tons.	No.	Tons.	No.	Tons.	No.	Tons.	No.	Tons.	No.	Tons.	No.	Tons.
British	1,786	2,749,662	62	73,581	1,848	2,823,243	1,592	2,458,583	258	369,685	1,850	2,828,268	3,698	5,651,511
American	66	144,464	19	9,225	85	153,689	75	140,601	11	14,269	86	154,870	171	308,559
German	455	780,257	24	39,537	479	819,794	454	773,060	27	48,721	481	821,781	960	1,641,575
French	51	114,841	51	114,841	51	114,841	51	114,841	102	229,682
Dutch	5	5,560	1	1,070	6	6,630	3	3,467	2	2,930	5	6,397	11	13,027
Danish	16	28,721	11	6,556	27	35,277	21	29,837	6	5,440	27	35,277	54	79,554
Spanish	1	2,973	1	2,973	1	2,973	1	2,973	2	5,946
Norwegian	111	113,580	9	9,008	120	122,588	58	53,631	63	69,720	121	123,351	241	245,939
Russian	53	90,124	16	27,564	69	117,688	63	112,166	5	5,020	68	117,186	137	234,874
Austrian	11	17,104	11	17,104	6	10,519	6	8,812	12	19,331	23	36,435
Japanese	476	817,388	18	13,594	494	830,982	372	682,680	113	137,214	485	819,894	979	1,650,876
Corean	1	796	1	796	1	796	1	796	2	1,592
Chinese	684	784,161	103	82,118	787	866,279	736	836,657	41	19,029	777	855,686	1,564	1,721,965
Total Steamers	3,716	5,649,631	263	262,253	3,979	5,911,884	3,432	5,216,838	533	683,813	3,965	5,900,651	7,944	11,812,535
	SAILING VESSELS.													
British	57	29,869	11	3,997	68	33,866	3	1,477	66	36,809	69	38,286	137	72,152
American	14	10,496	14	10,496	12	9,295	12	9,295	26	19,791
French	39	1,198	3	89	42	1,287	40	1,232	40	1,232	82	2,519
Japanese	2	41	3	1,215	5	1,256	7	1,161	7	1,161	12	2,417
Chinese	311	64,526	8	2,002	319	66,528	307	64,612	3	612	310	65,224	629	131,752
Total Sailing Vessels	423	106,130	25	7,303	448	113,433	310	66,089	128	49,109	438	115,198	886	228,631
GRAND TOTAL	4,139	5,755,761	288	269,556	4,427	6,025,317	3,742	5,282,927	661	732,922	4,403	6,015,849	8,830	12,041,166

b.—Under Inland Steam Navigation Rules.

FLAG.	ENTERED INWARDS.						CLEARED OUTWARDS.						TOTAL ENTERED AND CLEARED.	
	With Cargo.		In Ballast.		TOTAL.		With Cargo.		In Ballast.		TOTAL.		No.	Tons.
	No.	Tons.	No.	Tons.	No.	Tons.	No.	Tons.	No.	Tons.	No.	Tons.		
British.....	211	1,723	211	1,723	211	1,723	211	1,723	422	3,446
American.....	12	193	12	193	12	193	12	193	24	386
German.....	9	48	9	48	9	48	9	48	18	96
French.....	31	197	31	197	31	197	31	197	62	394
Danish.....	1	8	1	8	1	8	1	8	2	16
Russian.....	7	70	7	70	7	70	7	70	14	140
Italian.....	1	6	1	6	1	6	1	6	2	12
Japanese.....	2	42	2	42	2	42	2	42	4	84
Chinese.....	1,474	8,910	67	608	1,541	9,518	1,416	8,339	125	1,179	1,541	9,518	3,082	19,036
TOTAL.....	1,748	11,197	67	608	1,815	11,805	1,690	10,626	125	1,179	1,815	11,805	3,630	23,610

c.—Shanghai-Soochow-Hangchow Traffic.

FLAG.	ENTERED INWARDS.						CLEARED OUTWARDS.					
	SOOCHOW.			HANGCHOW.			SOOCHOW.			HANGCHOW.		
	Steam-launches.	Passenger Boats.	Trading Junks.	Steam-launches.	Passenger Boats.	Trading Junks.	Steam-launches.	Passenger Boats.	Trading Junks.	Steam-launches.	Passenger Boats.	Trading Junks.
British.....	23	20	...	3	4	...	19	18	...	6	7	...
American.....	105	407	7	2	2	...	115	584	24	1	2	...
German.....	8	9	...	3	2	...	11	14	...	1	...	1
French.....	4	5	4	6
Danish.....	2	5	2	1	...	1	1	...
Russian.....	4	2	4	3
Italian.....	5	4	3	1
Japanese.....	337	1,184	93	215	263	308	337	1,772	220	212	884	380
Chinese.....	1,422	4,546	1,125	956	2,073	4,509	1,423	7,056	1,048	967	4,496	4,433
TOTAL.....	1,910	6,182	1,225	1,179	2,344	4,817	1,918	9,455	1,292	1,188	5,390	4,814

TABLE No. II.—GROSS AND NET VALUES OF THE TRADE OF SHANGHAI,
1900 TO 1902.

	1900.		1901.		1902.	
	NET VALUES.	GROSS VALUES.	NET VALUES.	GROSS VALUES.	NET VALUES.	GROSS VALUES.
	<i>Hk. Ta</i>	<i>Hk. Ta</i>	<i>Hk. Ta</i>	<i>Hk. Ta</i>	<i>Hk. Ta</i>	<i>Hk. Ta</i>
FOREIGN GOODS.						
Imported from Foreign Countries and Hongkong.....	125,990,094		158,943,521		182,179,795	
Imported from Chinese Ports	818,124		1,176,791		1,115,236	
Total Foreign Imports		126,808,218		160,120,312		183,295,031
Re-exported to Foreign Countries and Hongkong..	6,894,917		4,703,748		5,546,421	
Re-exported to Chinese Ports (chiefly to Northern and Yangtze Ports)	81,184,189		113,753,177		124,353,663	
Total Foreign Re-exports	88,079,106		118,456,925		129,900,084	
Net Total Foreign Imports	38,729,112		41,663,387		53,394,947	
NATIVE PRODUCE.						
Imported (chiefly from Yangtze and Northern Ports)		66,534,803		75,788,456		85,995,730
Re-exported to Foreign Countries.....	44,551,972		44,464,343		56,701,082	
Re-exported to Chinese Ports.....	13,246,540		17,107,736		20,745,990	
Total Native Re-exports	57,798,512		61,572,079		77,447,072	
Net Total Native Imports	8,736,291		14,216,377		8,548,658	
Native Produce of local origin Exported to Foreign Countries	33,587,296		36,501,943		51,149,816	
Native Produce of local origin Exported to Chinese Ports	16,676,460		26,044,069		25,682,287	
Total Exports of local origin ...		50,263,756		62,546,012		76,832,103
Gross Value of the Trade of the Port		243,606,777		298,454,780		346,122,864
Net Value of the Trade of the Port, i.e., Foreign and Native Imports less Re-exports, and Native Exports of local origin.....	97,729,159		118,425,776		138,775,708	

TABLE No. III.—TRADE IN FOREIGN GOODS.—Imports and Re-exports.

DESCRIPTION OF GOODS.	Classifier of Quantity.	IMPORTS FROM FOREIGN COUNTRIES AND HONGKONG.		IMPORTS FROM CHINESE PORTS.		RE-EXPORTS TO FOREIGN COUNTRIES AND HONGKONG.		RE-EXPORTS TO CHINESE PORTS.		NET TOTAL IMPORTS.	
		Quantity.	Value.	Quantity.	Value.	Quantity.	Value.	Quantity.	Value.	Quantity.	Value.
OPIUM :—											
			<i>Hk. £s</i>		<i>Hk. £s</i>		<i>Hk. £s</i>		<i>Hk. £s</i>		<i>Hk. £s</i>
Malwa.....	<i>Piculs</i>	13,710.75	10,694,385	25.68	20,030	211.00	164,580	11,012.00	8,589,360	2,513.43	1,960,475
Patna.....	"	8,568.00	6,254,640	345.60	252,288	969.60	707,808	7,252.80	5,294,544
Benares.....	"	5,734.80	4,186,404	0.25	183	164.40	120,012	494.40	360,912	5,076.25	3,705,663
Persian.....	"	206.50	110,478	24.00	12,840	31.00	16,585	93.00	49,755	106.50	56,978
Boiled.....	"	0.10	74	0.40	298	0.50	372
COTTON GOODS :—											
Shirtings, Grey, Plain.....	<i>Pieces</i>	5,503,262	13,397,809	3,155	7,793	412,512	1,018,904	3,961,368	9,784,579	1,132,537	2,602,119
" " " Indian.....	"	8,830	26,704	250	755	8,580	25,949
" " " Ameri- can.....	"	708,635	1,945,980	600	1,650	425,870	1,171,143	282,165	773,187
" " " Japanese.....	"	9,282	23,218	300	750	2,550	6,375	6,432	16,093
" " " White, Plain.....	"	2,070,124	9,549,096	3,925	18,094	111,000	511,710	1,935,641	8,923,305	27,408	132,175
" " " Ameri- can.....	"	5,320	18,912	1,408	4,998	3,912	13,914
White Irishes.....	"	170,865	630,617	50	185	135,998	503,193	34,917	127,609
Long Cloth.....	"	476	2,627	79	436	397	2,191
Shirtings, White, Figured, Brocaded, and Spotted } White Cotton Balzarines..	"	15,533	55,113	2,569	9,120	4,705	16,696	8,261	29,297
" " Lenos.....	"	8,399	14,218	9,245	15,717	2,074	3,526
" " Metz Cords.....	"	32,595	55,416	20,511	34,869	5,583	9,491	6,501	11,056
Shirtings, Dyed, Plain.....	"	53,735	146,591	36	98	436	1,195	210	575
T-Cloths, Dyed.....	"	9,070	22,328	77	209	16,436	44,706	37,258	101,774
Shirtings, Dyed, Figured, Brocaded, and Spotted } Dyed Cotton Balzarines..	"	127,638	476,830	851	3,183	100	246	82,569	308,808	21,705	80,641
" " Lenos.....	"	297	513	80	138	360	623	1,020	1,765
" " Metz Cords.....	"	3,773	10,284	739	1,995	1,449	3,912	1,585	4,377
" " T-Cloths, 32 inches.....	"	6,177	16,931	4,216	11,552	6,596	18,073
" " " 36 ".....	"	753,209	1,537,772	3,237	6,603	569,932	1,162,661	180,040	368,508
" " " Indian, 32 inches..	"	97,435	304,105	3,290	12,305	34,654	129,606	59,491	222,194
" " " " 36 ".....	"	30,400	43,608	11,299	16,158	19,101	27,450
" " " " Japanese, 32 inches	"	2,125	5,694	330	884	1,795	4,810
Drills, English.....	"	142,959	188,157	2	3	78,352	103,425	64,605	84,729
" " Indian.....	"	157,084	485,495	19,898	61,485	111,299	343,914	25,887	80,096
" " Dutch.....	"	14,450	43,988	8,689	30,412	5,761	13,576
" " American.....	"	11,980	35,517	120	360	28,120	84,360
" " Japanese.....	"	1,584,568	5,320,262	2,175	7,308	2,405	8,081	1,402,080	4,710,989	182,258	608,500
Jeans, English.....	"	123	435	30	105	93	330
" " Twills, Grey, English.....	"	348,615	872,214	1,890	4,725	216,225	540,563	130,500	326,926
" " " American.....	"	154	477	154	477
" " " Dutch.....	"	33,702	69,484	100	206	25,060	51,624	8,542	17,654
" " " Japanese.....	"	180,983	517,352	2	6	148,822	424,143	32,163	93,215
Sheetings, English.....	"	658,044	2,041,792	40	124	18,340	56,854	506,979	1,571,635	132,765	413,427
" " Indian.....	"	60,765	181,979	18,476	55,428	42,289	126,551
" " Dutch.....	"	4,228	13,187	4,040	13,574
" " American.....	"	4,251,245	13,230,071	20,636	64,178	296	920	3,397,716	10,566,897	873,869	2,726,432
" " Japanese.....	"	36,515	98,593	150	405	1	3	12,560	33,912	24,104	65,083
Chintzes and Furnitures.....	"	125,369	205,967	946	1,514	421	674	120,751	193,202	5,143	13,605
Cotton Prints, Plain.....	"	611,754	1,237,933	5,168	10,439	3,861	7,799	504,963	1,020,025	108,098	220,548
" " Japanese.....	"	123	109	123	109
Printed T-Cloths.....	"	218,879	442,281	240	485	1,711	3,456	151,706	306,446	65,702	132,864
" " Cotton Balzarines..	"	410	1,087
" " " Lenos.....	"	671	1,684
" " " Twills.....	"	120,274	254,076	30	63	160	338	96,028	202,619	24,116	51,182
Turkey Red Shirtings.....	"	101,241	453,699	225	1,008	2,500	11,200	102,411	458,801
" " Japanese.....	"	269	498	269	498
" " " T-Cloths.....	"	10	20	50	100	1,904	3,808

TABLE No. III.—TRADE IN FOREIGN GOODS.—Imports and Re-exports—Cont^d

DESCRIPTION OF GOODS.	Classifier of Quantity.	IMPORTS FROM FOREIGN COUNTRIES AND HONGKONG.		IMPORTS FROM CHINESE PORTS.		RE-EXPORTS TO FOREIGN COUNTRIES AND HONGKONG.		RE-EXPORTS TO CHINESE PORTS.		NET TOTAL IMPORTS.	
		Quantity.	Value.	Quantity.	Value.	Quantity.	Value.	Quantity.	Value.	Quantity.	Value.
COTTON GOODS, continued:—											
Turkey Red Cambrics	Pieces	144,234	607,099	165	695	1,495	6,294	135,036	568,502	7,868	32,998
Cotton Lastings, Plain	"	89,487	366,555	550	2,255	1,317	5,400	156,860	643,126
" " Figured	"	571,559	1,739,885	687	2,088	6,001	18,243	433,182	1,316,873	133,063	406,857
" Italians, Plain	"	362,412	1,772,756	3,054	14,934	16,462	80,499	450,849	2,204,652
" " Figured	"	81,630	385,292	1,217	5,744	3,499	16,515	96,029	453,237
" Lastings & Italians, Special Finish	"	449,172	2,571,614	323	1,753	611	4,061	193,892	1,078,848	254,992	1,490,458
" Silesians	"	689	3,093	1	4	63	446	145	820	482	1,831
" Twills, Dyed	"	843	5,911	666	4,668	177	1,243
Dyed Drills	"	17,945	77,923	8,066	35,006	4,423	19,196	5,456	23,721
T-Cloth Checks	"	60	79
Cotton Checks, Dyed	"	9,764	19,790	120	244	12,480	25,334
" Figures	"	2,479	10,599	1,682	7,182	797	3,417
" " Dyed	"	20,802	85,870	730	3,015	620	2,560	16,965	70,065	3,947	16,260
" Damasks, White	"	30	223	30	223
" " Dyed	"	258	3,342	1	13	1,319	17,081
" Crimps	"	16,423	43,645	14,215	37,123	2,208	6,522
" " Japanese	"	983	1,752	600	300	201	721	182	731
Velvets	"	40,717	288,808	54	383	765	5,424	23,039	163,347	16,967	120,420
" Printed	"	10	158	343	5,419
Velveteens	"	15,682	124,823	20	159	38	302	8,002	63,696	7,662	60,984
" Embossed	"	28	310
Cambrics, Plain and Printed	"	13,651	18,506	64	85	800	1,088	4,631	6,298	8,284	11,205
Lawns	"	272,911	215,520	259	205	83,145	65,684	73,023	57,688	117,002	92,353
Muslins	"	53,846	81,830	200	342	12,416	21,231	42,744	73,092
Dimities	"	65	565	65	565
Handkerchiefs, Cotton	Dozens	712,704	307,894	2,705	1,190	10,179	4,479	297,387	130,850	407,843	173,755
" Cotton, Japanese	"	20,801	7,337	50	18	20,751	7,319
" Cambric	"	3,424	3,509	800	816	2,624	2,693
" Imitation Silk	"	220	207	145	296
Towels	"	469,624	191,873	1,713	674	1,243	828	424,379	156,681	45,715	35,038
" Japanese	"	150,763	77,925	256	133	40,630	18,549	109,877	59,243
Taffachellas	Pieces	2,424	2,695
Blankets, Cotton	"	144,008	82,221	533	443	1,987	1,429	130,383	69,598	12,171	11,637
" " Japanese	"	1,848	1,224	100	60	1,748	1,164
Mahomedans	"	1,656	6,133	720	2,179	536	2,204	400	1,750
Ginghams	"	1,218	1,852	1,218	1,852
Cotton Lustres, Dyed	"	276	911	7,936	26,189
" Spanish Stripes	"	40,608	155,957	66	170	78	300	31,472	112,600	9,124	43,227
" Flannel	"	121,794	379,819	642	1,393	6,242	16,432	131,576	359,520	...	5,260
" " Japanese	"	19,311	25,726	30	90	300	660	7,912	19,128	11,129	6,028
Dyed Shirtings, Short Cuts	"	160	120	1	7	159	113
Cotton Ticks	"	21,748	74,215	485	1,394	7,449	24,085	13,814	48,736
Oxford Shirtings	"	9,312	16,233	540	919	6,106	9,351	3,746	7,801
Harvard	"	810	1,585	760	1,098	50	487
Velvet Cords	"	15,635	199,442	64	765	166	1,596	8,795	102,095	6,738	96,516
Velveteen Cords	"	1,400	7,926	213	2,526	1,187	5,400
Cotton Cretonne	"	17,551	118,082	30	202	93	625	24,486	164,791
Japanese Cotton Cloth	"	25,370	14,563	4,994	4,466	8,478	4,337	11,898	5,760
" " Cape	"	15,233	11,057	470	403	1,250	904	13,513	9,750
" " Serge	"	14	100
Mosquito Netting	"	23,737	54,037	710	1,349	348	685	25,030	48,034	...	6,667
Cottonades and Cottons, Unclassed	"	29,195	102,327	1	10	750	1,796	8,372	25,274	20,073	75,267
Cotton Yarn, English	Piculs	19,078	625,508	45	1,475	816	26,756	21,353	700,150
" " Indian	"	1,263,575	28,051,353	3,316	73,606	25,022	555,488	1,052,935	23,375,151	188,934	4,194,320
" " Hongkong	"	3,942	84,763	3,060	65,790	882	18,973

TABLE No. III.—TRADE IN FOREIGN GOODS.—Imports and Re-exports—Cont^d

DESCRIPTION OF GOODS.	Classifier of Quantity.	IMPORTS FROM FOREIGN COUNTRIES AND HONGKONG.		IMPORTS FROM CHINESE PORTS.		RE-EXPORTS TO FOREIGN COUNTRIES AND HONGKONG.		RE-EXPORTS TO CHINESE PORTS.		NET TOTAL IMPORTS.	
		Quantity.	Value.	Quantity.	Value.	Quantity.	Value.	Quantity.	Value.	Quantity.	Value.
COTTON GOODS, continued:—											
Cotton Yarn, Japanese.....	Piculs	296,384	6,027,021	17	337	259,425	5,276,696	36,976	750,662
" Thread.....	"	1,389	205,327	77	11,421	14	1,758	1,039	153,551	413	61,439
" " Spooled.....	Value	28
" Cord.....	Piculs	3	261	3	237	...	24
" " Wooloa.....	"	40	4,259	1	45	20	1,435	21	2,869
WOOLLEN GOODS:—											
Camlets, English.....	Pieces	29,196	317,920	30	327	1,313	14,298	28,978	315,570
" Dutch.....	"	60	1,225	23	290	37	935
Lastings, Plain.....	"	27,838	240,839	70	606	3,256	28,164	28,275	244,579
" Figured.....	"	180	1,800
Long Ells.....	"	56,012	318,728	2,060	11,733	53,845	306,378	105	617
Spanish Stripes.....	"	26,908	398,394	78	1,154	1,658	24,538	17,819	263,722	7,509	111,288
Cloth, Broad, Medium, and } Habit.....	"	18,429	654,794	7	249	6	229	7,826	278,058	10,604	376,756
" Russian.....	"	4,133	85,676	10	207	654	13,557	3,966	82,215
Lustres and Orleans, Plain.....	"	429	3,873	429	3,873
Union Crape Lastings.....	"	509	3,700	509	3,700
Imitation Lastings.....	"	20	70
Alpacas.....	"	1,070	13,357	36	745	203	2,139	831	10,473
Merinos.....	"	33	945	1	12	2	28	30	905
Lustres and Orleans, Figured.....	"	154	2,056	35	467	119	1,589
Blankets and Rugs.....	Pairs	37,788	126,492	218	604	2,165	8,007	23,464	96,490	12,377	22,599
Astrakan.....	Pieces	13	1,938	1	10	1	76	11	1,852
Union or Poncho Cloth.....	"	4,085	66,593	10	163	434	5,521	2,131	34,735	1,530	26,500
Grey Meltons.....	"	104	2,655	30	741	74	1,914
Flannel.....	"	4,649	72,683	4	63	1,239	15,591	1,136	17,756	2,278	39,399
" Crape.....	"	480	5,099	7	100	33	298	440	4,701
Tweeds.....	"	208	6,863	85	2,595	401	13,134
Serges.....	"	560	19,354	1	32	82	2,195	334	8,796	145	8,395
Italian Cloth, Plain and } Figured.....	"	64,626	534,318	633	4,694	2,188	18,880	37,228	298,245	25,843	221,887
Reps.....	"	7	231	7	231
Cashmeres.....	"	145	3,754	11	320	48	583	86	2,851
Bunting.....	"	1,275	6,765	32	167	14	59	1,229	6,539
Woollen Goods, Unclassed.....	"	4,199	129,875	1	20	296	6,823	778	23,267	3,126	99,805
" Yarn and Cord.....	Piculs	1,370	140,958	16	1,676	2,016	207,423
MISCELLANEOUS PIECE GOODS:—											
Canvas.....	Bolts	4,044	52,528	336	4,368	40	513	1,040	13,514	3,300	42,869
Cotton Duck.....	"	3,590	65,422	82	1,076	540	9,839	2,968	54,507
Linen, Fine.....	Pieces	240	5,647	1	18	27	723	212	4,906
" Coarse.....	"	1,396	9,617	36	240	92	618	1,268	8,759
" and Cotton Mixtures.....	"	558	6,679	43	553	20	145	495	5,981
Union Drills.....	"	54	779	5	55	7	80	42	644
" Lastings.....	"	450	3,196	20	142	430	3,054
Silk Piece Goods.....	"	2,585	46,142	362	3,537	2,223	42,605
" and Cotton Mixtures.....	"	40,750	103,645	284	1,582	1,181	1,475	15,828	26,401	24,025	77,351
" " Cotton Mixtures, } Japanese.....	Piculs	12	1,322	...	180	9	951	122	13,519
Woollen & Cotton Mixtures.....	Pieces	6,221	79,415	10	298	86	451	1,068	9,368	5,077	69,894
Gunny Cloth.....	Yards	549,491	27,772	17,000	859	427,659	22,157	138,832	6,474
Hessian.....	"	557,387	35,233	123,255	7,028	434,132	28,205
Pinah.....	Pieces	11,367	283,502	71	1,645	93	1,868	5,894	135,410	5,451	147,869
Silk and Woollen Mixtures.....	"	18	583	18	583
Tapestry.....	"	405	17,200	31	738	31	761	343	15,701

TABLE No. III.—TRADE IN FOREIGN GOODS.—Imports and Re-exports—Cont^d.

DESCRIPTION OF GOODS.	Classifier of Quantity.	IMPORTS FROM FOREIGN COUNTRIES AND HONGKONG.		IMPORTS FROM CHINESE PORTS.		RE-EXPORTS TO FOREIGN COUNTRIES AND HONGKONG.		RE-EXPORTS TO CHINESE PORTS.		NET TOTAL IMPORTS.	
		Quantity.	Value.	Quantity.	Value.	Quantity.	Value.	Quantity.	Value.	Quantity.	Value.
MISCELLANEOUS PIECE GOODS, continued:—			<i>Hk. Ts.</i>		<i>Hk. Ts.</i>		<i>Hk. Ts.</i>		<i>Hk. Ts.</i>		<i>Hk. Ts.</i>
Towelling.....	<i>Pieces</i>	10	85	10	85
Linon Thread.....	<i>Piculs</i>	1	195	1	195
Miscellaneous Piece Goods, } Unclassed.....	<i>Pieces</i>	2,280	39,571	320	2,163	271	5,148	997	13,838	1,332	22,748
METALS:—											
Iron, Nail-rod.....	<i>Piculs</i>	181,397	535,364	30	90	30	95	112,362	331,469	69,035	203,890
" Bar.....	"	103,068	307,726	331	989	1,144	3,421	49,665	148,497	52,590	156,797
" Hoop.....	"	5,078	23,049	37	168	134	465	4,852	22,028	129	724
" Galvanized.....	"	742	2,110	231	1,647	511	463
" Sheets and Plates.....	"	43,201	145,589	72	242	267	1,223	17,813	60,028	25,193	84,580
" Sheets and Plates, } " Galvanized.....	"	57,761	374,725	53	364	11,806	75,590	35,104	221,161	10,904	78,338
" Wire.....	"	22,134	107,124	511	2,472	54	262	25,511	123,473
" " Galvanized.....	"	8,530	23,334	5	51	558	1,533	11,750	29,500
" " Cobbles.....	"	70,512	161,828	2,374	5,459	37,070	85,262	31,068	71,107
" " Rope.....	"	27	261	33	73	98	1,113
" " Galvanized.....	"	1,260	13,339	44	487	133	1,541	1,171	12,285
" Pig and Kentledge.....	"	15,958	29,238	2,856	4,178	4,068	7,444	9,034	17,616
Old Iron Plates.....	"	40,923	78,560	720	802	53,088	99,826
" Tubes.....	"	16,411	28,741	735	1,435	15,513	26,832	163	474
" Cart Tires.....	"	21,732	45,675	46,296	98,111
" Horseshoes.....	"	124,341	240,833	20	40	118,048	228,973	6,273	11,820
" Railway Spikes.....	"	4,557	9,023	5,210	10,245
" Wire.....	"	38,093	67,937	856	1,226	848	1,802	41,675	75,246
" " Rope.....	"	15,267	30,904	20	22	550	810	7,047	13,019	7,690	17,097
" " Hoops.....	"	8,005	15,919	411	869	13,113	26,313
" Scraps.....	"	16,386	28,837	100	182	17,797	31,064
" Unclassed.....	"	41,471	81,870	23	34	898	1,874	41,203	77,515	...	2,515
Iron Nails.....	"	52,475	225,305	174	849	381	2,054	45,769	198,430	6,499	25,670
" Rivets.....	"	4,129	22,653	70	455	4	52	109	754	4,086	22,302
" Anchors and Chains.....	"	7,957	56,856	104	313	62	792	1,576	11,003	6,423	45,374
" Chains, Galvanized.....	"	3	34
" Screws.....	<i>Gross</i>	201,486	30,152	1,500	254	680	149	50,230	8,386	152,076	21,871
" Nuts, Bolts, & Washers.....	<i>Piculs</i>	3,475	34,292	40	302	64	514	592	5,337	2,859	28,743
" Swage Blocks & Anvils.....	"	96	969	2	2	51	437	47	534
" Castings.....	"	...	3	33	332
" Tubes.....	"	9,238	40,641	170	1,274	4	39	1,163	8,037	8,241	33,839
" " Galvanized.....	"	121	814	102	1,024
Ironware, Unclassed.....	"	1,205	5,757	39	318	70	652	1,351	12,786
Tin, in Slabs.....	"	17,587	786,560	156	6,991	71	3,174	19,950	892,173
" Refuse.....	"	82	985
Tinplates.....	"	32,134	220,621	2	9	11,590	79,624	8,881	61,011	11,665	79,995
" Old.....	"	350	585
Lead, in Pigs.....	"	61,568	343,273	1,235	6,890	1,684	10,943	55,084	307,371	6,035	31,849
" Bars.....	"	8,426	42,138	3,798	18,992	4,628	23,146
" " Sheets, and Tea Lead.....	"	1,563	10,424	39	262	543	3,624	981	6,538
" Pipes.....	"	1,361	9,608	36	306	1,325	9,302
Copper, Bar and Rod.....	"	95	3,050	191	6,148
" Sheets and Plates.....	"	2,948	88,437	53	1,577	4	126	1,885	56,550	1,112	33,338
" Nails.....	"	102	4,280	...	1	...	8	24	524	78	3,749
" Old.....	"	5	94	1,170	17,936	33	648	1,142	17,382
" Wire.....	"	314	10,498	15	533	8	310	157	5,066	164	5,655
" " Rope.....	"	4	341	4	341
" Ingots.....	"	7,719	239,662	1	34	2,237	69,457	5,483	170,239
" Slabs, Japan.....	"	5,342	142,525	491	13,112	104	2,216	4,608	122,937	1,121	30,484
" Tubes.....	"	460	19,443	185	7,822	275	11,621

TABLE No. III.—TRADE IN FOREIGN GOODS.—Imports and Re-exports—Cont^d

DESCRIPTION OF GOODS.	Classifier of Quantity.	IMPORTS FROM FOREIGN COUNTRIES AND HONGKONG.		IMPORTS FROM CHINESE PORTS.		RE-EXPORTS TO FOREIGN COUNTRIES AND HONGKONG.		RE-EXPORTS TO CHINESE PORTS.		NET TOTAL IMPORTS.	
		Quantity.	Value.	Quantity.	Value.	Quantity.	Value.	Quantity.	Value.	Quantity.	Value.
METALS, continued:—											
Copper Nuts, Bolts, Rivets, and Washers.....	Piculs	56	1,958	4	137	6	196	54	1,899
Copperware, Unclassed.....	"	209	5,918	1	37	208	5,881
Yellow Metal, Bar and Rod	"	246	6,378	216	5,598	30	780
" " Sheets and Plates.....	"	2,428	63,563	11	275	1,883	49,307	556	14,531
" " Nails.....	"	178	6,118	18	631	160	5,487
" " Old.....	"	81	1,462	81	1,462
" " Nuts and Bolts.....	"	42	1,112	6	157	36	955
Brass Wire.....	"	1,446	38,831	866	23,259	580	15,572
" Screws.....	Gross	12,048	11,858	113	111	380	230	11,555	11,517
" Nuts and Bolts.....	Piculs	7	337	7	337
" Rod.....	"	151	4,527	49	1,453	49	1,453	136	4,459	15	68
" Sheets and Plates.....	"	114	3,205	77	2,180	37	1,025
" Tubes.....	"	349	13,760	4	142	345	13,618
" Old.....	"	17	234	2,965	33,181	480	5,749	100	1,618	2,402	26,048
Brassware.....	"	32	1,612	36	1,847
Steel Bars.....	"	46,248	255,858	23	128	2,837	15,689	39,138	216,435	4,296	23,862
" Cast.....	"	542	4,179	23	309	129	1,142	390	2,728
" Sheets and Plates.....	"	4,908	24,409	631	3,135	1,396	6,938	2,881	14,336
" Wire.....	"	119	2,642	22	480	428	9,490
" Rope.....	"	1,321	23,302	1	11	48	849	428	6,013	846	16,451
" Angles.....	"	1,617	6,990	377	1,152	1,240	5,838
" Hoops.....	"	3,465	14,703	10	45	1,074	4,556	2,401	10,192
" Rivets.....	"	989	5,851	138	802	851	5,049
" Tubes.....	"	18	188	7	83	11	105
" Mild, Bars.....	"	8,355	27,451	1,180	3,871	313	1,027	6,862	22,553
" " Angles.....	"	8,089	26,356	723	2,273	7,366	24,083
" " Hoops.....	"	7,103	28,923	14	64	187	760	6,902	28,099
" " Sheets and Plates.....	"	29,473	95,677	390	1,077	3,882	12,616	25,201	81,984
" " Rivets.....	"	2,592	13,352	45	242	2,547	13,110
" " Tubes.....	"	11	105
" " Cuttings.....	"	68,146	157,273	5,110	12,162	82,825	197,124
Spelter.....	"	34	674	100	700	161	3,194
Quicksilver.....	"	55	5,632	23	2,252	60	6,148
Babbitt's Metal.....	"	238	10,017	62	1,957	176	8,060
White Metal and German Silver.....	"	1,743	92,890	40	2,112	3	162	2,397	122,628
" " Wire.....	"	800	35,955	6	321	45	2,295	760	33,641	1	340
Nickel.....	"	2,046	151,037	18	1,230	462	34,122	1,092	76,898	510	41,247
Compound Tin.....	"	208	4,300	284	5,032
Zinc, Sheets and Plates.....	"	4,155	49,571	11	189	1,171	12,727	2,973	36,655
Coloured and Decorated Tinplates.....	"	1,051	10,613	434	4,375	617	6,238
Solder.....	"	124	3,013	5	135	119	2,878
Wire Netting and Gauze.....	Value	...	13,424	1,063	...	12,361
Bronzeware.....	"	...	86	70	...	16
Antimony.....	Piculs	555	8,131	7	103	74	1,145	474	6,883
Metals, Unclassed.....	"	1,829	14,004	1,124	5,006	414	2,327	291	6,671
SUNDRIES:—											
Agar-agar.....	Piculs	12,121	48,898	155	623	43	174	9,027	36,378	3,206	12,969
Aniseed, Star, Hongkong.....	"	1,066	21,167	10	189	10	199	1,263	25,081
" " Japan.....	"	2,738	33,246	5	58	1,653	19,715	1,090	13,589
Articles de Paris, Curiosities, and Fancy Goods.....	Value	...	55,759	...	655	...	31,513	...	11,450	...	13,451
Asbestos, Sheets and Packing.....	Piculs	625	14,544	1	183	59	1,723	567	13,004

TABLE No. III.—TRADE IN FOREIGN GOODS.—Imports and Re-exports—Cont^d

DESCRIPTION OF GOODS.	Classifier of Quantity.	IMPORTS FROM FOREIGN COUNTRIES AND HONGKONG.		IMPORTS FROM CHINESE PORTS.		RE-EXPORTS TO FOREIGN COUNTRIES AND HONGKONG.		RE-EXPORTS TO CHINESE PORTS.		NET TOTAL IMPORTS.	
		Quantity.	Value.	Quantity.	Value.	Quantity.	Value.	Quantity.	Value.	Quantity.	Value.
SUNDRIES, continued:—											
Asbestos, Unclassed.....	Value	...	Hk. \$s 3,626	Hk. \$s 86	...	Hk. \$s 591	...	Hk. \$s 2,949
Asphalt Roofing.....	"	...	1,490	1,171	...	319
Awabi.....	Piculs	564	25,624	3	128	22	969	276	12,367	269	12,416
" Preserved, in Tins.....	Dozens	6,662	17,503	12	33	462	1,110	6,188	16,360
Bags, Gunny.....	Pieces	7,663,348	654,205	44,545	3,212	6,355	586	6,477,522	543,682	1,224,216	113,149
" Hemp and Cotton.....	"	42,057	2,447	42,250	4,980	400	40	8,311	665	75,596	6,722
" Straw and Grass.....	"	1,276,855	43,447	15,500	382	1,600	47	830,415	28,234	460,340	15,548
Bark, Plum-tree.....	Piculs	1,356	5,154	531	1,604	825	3,550
" Yellow.....	"	2,169	8,595	2	9	21	82	1,313	5,108	837	3,414
Barley, Pearl.....	"	122	1,026	4	18	63	620	63	424
Basins, Tin.....	Gross	7,150	47,939	7	81	1,027	7,285	4,110	29,255	2,020	11,480
Beans and Peas.....	Piculs	1,467	7,271	24	94	307	769	223	1,581	961	5,015
Bed Hangings.....	Dozens	19,309	23,067	300	293	14,308	16,433	4,701	6,341
Bedsteads and Bedding.....	Value	...	50,991	...	25	...	2,557	...	13,898	...	34,561
Beer and Porter.....	"	...	299,040	...	5,366	...	7,949	...	191,645	...	104,812
Belting, Machine.....	"	...	52,695	...	406	...	773	...	25,911	...	26,417
Betel-nut Husk.....	Piculs	2,660	6,636	247	525	25	52	1,521	3,224	1,361	3,885
Betel-nuts.....	"	1,682	7,795	136	628	150	696	853	3,951	815	3,776
Bicho de Mar, Black.....	"	10,917	431,941	89	3,344	55	1,947	8,976	355,100	1,975	78,238
" White.....	"	6,209	114,048	16	287	65	1,169	2,174	39,940	3,986	73,226
Bicycles & Bicycle Materials.....	Value	...	73,645	...	1,631	...	2,071	...	19,809	...	53,396
Birds Nests, 1st Quality.....	Catties	7,255	159,272	34	746	109	2,377	2,921	64,116	4,225	93,525
" " 2nd ".....	"	8,245	102,187	76	942	423	4,793	2,271	28,141	5,553	70,195
" " 3rd ".....	"	40,199	104,725	90	167	702	1,917	10,579	27,558	28,919	75,417
Biscuits.....	Value	...	57,666	...	187	...	1,857	...	23,869	...	32,127
Bobbins, Wood.....	"	...	20,892	827	...	20,065
Bones, Tiger.....	Piculs	11	424	5	201	6	223
Books and Charts.....	Value	...	117,346	...	4,507	...	15,698	...	28,136	...	78,019
" Chinese.....	Piculs	1,253	46,584	5	317	11	409	508	18,886	739	27,606
Borax.....	"	1,321	13,092	1	7	904	9,449	416	3,636
Bottles, Empty.....	Value	...	41,795	...	19,304	...	6,505	...	2,644	...	51,950
Bottling Materials.....	"	...	6,803	60	...	582	...	6,161
Boxes, Fancy.....	Gross	43,837	52,773	1,535	1,987	150	182	52,771	74,071
Braid.....	Cartons	782,599	193,905	1,349	280	1,000	212	656,603	151,607	126,345	42,366
Brass-foil.....	Piculs	11	388	11	363	...	25
Bricks and Tiles.....	Pieces	208,901	11,899	10,530	540	300	30	5,901	462	213,320	11,947
Bristles.....	Piculs	202	12,169	76	4,922	42	3,330	84	3,917
Bronze Powder.....	"	162	9,818	185	9,492	...	326
Brooms, Bamboo.....	Pieces	22,249	1,672	12,368	511	9,881	1,161
Brushes and Brooms.....	Dozens	39,824	26,781	18	46	168	178	1,490	2,981	38,184	23,668
Buckets, Iron, Galvanized.....	"	4,950	15,496	1,223	3,638	331	1,054	3,396	10,804
Building Materials.....	Value	...	67,941	...	100	...	745	...	26,396	...	40,900
Buoys, Gas.....	Pieces	1	4,020	1	4,020
Butter and Cheese.....	Value	...	192,849	...	1,460	...	3,642	...	77,609	...	113,058
Buttons, Brass.....	Gross	355,255	96,946	710	193	7,900	2,149	316,593	86,113	31,472	8,877
" Fancy.....	"	182,734	71,142	4,485	1,612	2,136	1,143	248,182	81,021
" Brass, Native.....	Piculs	13	946	13	946
Calcium, Carbide of.....	Value	...	546	412	...	134
Camphor.....	Piculs	484	23,734	30	326	15,963	158	7,741
" Baroos, Clean.....	Catties	160	6,145	16	614	13	575	137	5,251	26	933
" Refuse.....	"	90	1,186	23	303	15	124	74	967	24	398
Candles.....	Piculs	22,004	386,821	12	150	592	10,260	14,093	243,477	7,331	133,234
Canes, Bamboo.....	Pieces	350,000	3,240	228,470	2,113	121,530	1,127
" Tsung-chu.....	Piculs	1,159	5,564	1,208	5,700
Capoor Cutchery.....	"	34	132	33	129	1	3
Caps and Hats.....	Pieces	159,454	56,706	1,504	127	743	102	30,288	4,531	129,927	52,200
" Chinese.....	"	25,002	1,117	25,002	1,117
Cardamom Husk.....	Piculs	197	1,321	21	95	29	160	189	1,256
Cardamoms, Superior.....	"	200	19,202	33	3,219	20	1,616	73	7,031	140	13,774

TABLE No. III.—TRADE IN FOREIGN GOODS.—Imports and Re-exports—Cont^d.

DESCRIPTION OF GOODS.	Classifier of Quantity.	IMPORTS FROM FOREIGN COUNTRIES AND HONGKONG.		IMPORTS FROM CHINESE PORTS.		RE-EXPORTS TO FOREIGN COUNTRIES AND HONGKONG.		RE-EXPORTS TO CHINESE PORTS.		NET TOTAL IMPORTS.	
		Quantity.	Value.	Quantity.	Value.	Quantity.	Value.	Quantity.	Value.	Quantity.	Value.
SUNDRIES, continued:—											
Cardamoms, Inferior.....	Piculs	639	Hk. \$s 15,776	68	Hk. \$s 1,666	32	Hk. \$s 796	266	Hk. \$s 6,568	409	Hk. \$s 10,078
Carpets and Carpeting.....	Value	...	68,097	...	81	...	5,390	...	20,256	...	42,532
Carriages and Carriage Materials.....	"	...	82,100	...	1,863	...	683	...	6,072	...	77,208
Casks, Empty.....	"	...	1,754	...	2,034	...	7,284	...	11,390
Cassia Lignea.....	Piculs	184	7,721	13	554	182	7,604
" Twigs.....	"	66	217	130	427
Cement.....	"	116,716	121,754	1,148	1,163	20,661	22,565	94,907	98,026
Charcoal.....	"	53,898	49,129	179	149	53,719	48,980
Chemical Products.....	Value	...	122,942	...	358	...	437	...	27,309	...	95,554
China-root.....	Piculs	34	308	5	46	42	388
Chinaware, Fine.....	"	267	4,312	1	13	334	5,391
" Coarse.....	"	257	2,714	361	3,811
Cigarettes.....	Value	...	1,272,125	...	2,962	...	4,465	...	543,787	...	726,835
Cigars.....	"	...	162,700	...	725	...	5,018	...	34,856	...	123,551
Cinnabar.....	Piculs	3	173	3	162	6	335
Cinnamon.....	"	17	1,203	...	36	...	20	7	462	10	757
Clams, Dried.....	"	1,947	35,300	6	67	1,767	31,123	186	4,244
Clocks.....	Pieces	84,222	154,363	466	979	169	503	64,200	100,423	20,319	54,416
Cloisonné.....	Value	...	590	590
Cloth, Native (Nankeens).....	Piculs	42	2,217	42	2,217
Clothing.....	Value	...	223,308	...	14,224	...	28,060	...	51,855	...	157,617
Cloves.....	Piculs	585	10,292	4	77	232	4,072	349	6,143
" Mother.....	"	30	209	2	15	1	10	31	214
Coal.....	Tons	708,566	3,553,314	718	3,600	49,870	250,048	355,247	1,781,208	304,167	1,535,658
Cockles, Fresh and Dried.....	Piculs	16,019	25,710	1	9	2	26	6,449	12,259	9,569	13,434
Coffee.....	"	2,440	53,307	20	558	458	10,428	1,962	42,321
Coir and Coirware.....	"	1,503	8,058	808	4,056	695	4,002
Coke.....	Tons	3,772	52,268	1,866	25,855	1,906	26,413
Comforters.....	Dozens	11,090	23,083	63	190	30	70	2,432	5,720	8,691	17,483
Compo.....	Piculs	2,618	119,480	6	264	27	1,215	1,580	71,639	1,017	46,890
Confectionery.....	Value	...	18,064	398	...	4,212	...	13,454
Coral.....	Catties	2	75	34	1,020
Corks.....	Gross	37,964	25,301	282	188	6	5	648	292	37,592	25,192
Cosmetics, Hair.....	Piculs	794	11,336	6	80	323	4,645	477	6,771
Cotton Gins.....	Sets	2,103	32,750	2,209	32,832
" Parts of.....	Value	...	51,347	...	65	...	1,397	...	26,709	...	23,306
" Raw.....	Piculs	208,476	3,333,302	12,924	206,623	7,766	124,158	187,786	3,002,521
" Waste.....	"	964	14,500	25	172	417	3,494	522	10,834
Covers, Bed.....	Pieces	18,238	23,292	48	56	6,005	6,891	12,185	16,345
" Table.....	"	11,679	24,790	28	113	228	385	5,956	12,062	5,523	12,456
Cow Bezoar, Indian.....	Taels	96	1,755	128	2,340	47	850
Crab Flesh, Dried.....	Piculs	41	265	40	479
Crockery.....	Value	...	84,496	...	342	...	4,588	...	25,028	...	55,222
Crocodile Scales.....	Piculs	45	2,560	20	1,064	25	1,496
Crucibles.....	Value	...	15,261	4,685	...	10,576
Curtains, Bed.....	"	...	2,950	...	2	...	226	...	1,625	...	1,101
" Window.....	"	...	13,510	...	194	...	572	...	2,589	...	10,543
Cutch.....	Piculs	78	643	30	248	20	163	88	728
Cutlery.....	Value	...	101,806	...	573	...	8,647	...	27,819	...	65,913
Cuttle-fish.....	Piculs	10,578	165,158	6	90	722	10,825	10,590	165,314
Dates, Black.....	"	140	488	5	88	135	400
Diving Gear.....	Value	300
Dredgers and Dredging Plant.....	"	...	14,776	14,771	...	5
Dressing-cases.....	Pieces	85	188	117	126	...	62
Dyes and Colours:—											
Aniline.....	Value	...	1,688,020	...	8,874	...	52,364	...	1,414,307	...	230,223
Carthamine.....	Piculs	31	2,250	31	2,250

TABLE No. III.—TRADE IN FOREIGN GOODS.—Imports and Re-exports—Cont^d

DESCRIPTION OF GOODS.	Classifier of Quantity.	IMPORTS FROM FOREIGN COUNTRIES AND HONGKONG.		IMPORTS FROM CHINESE PORTS.		RE-EXPORTS TO FOREIGN COUNTRIES AND HONGKONG.		RE-EXPORTS TO CHINESE PORTS.		NET TOTAL IMPORTS.	
		Quantity.	Value.	Quantity.	Value.	Quantity.	Value.	Quantity.	Value.	Quantity.	Value.
SUNDRIES, continued:—											
Furniture and Cabinet-makers Materials.....	Value	...	Hk. \$155,898	...	Hk. 635	...	Hk. 23,308	...	Hk. 46,677	...	Hk. 86,548
Galangal.....	Piculs	4,841	15,012	114	353	2,069	6,415	2,658	8,244
Gambier.....	"	181	1,450	79	625	102	811
Gas Plant and Fittings.....	Value	...	126,554	90	...	5,981	...	120,683
Ginseng, Corean, 1st Quality.....	Piculs	124	263,191	54	120,523	30	63,205	40	79,463
" " 2nd ".....	"	33	55,680	...	574	4	6,783	29	48,323
" " 3rd ".....	"	3	2,489	1	75	2	2,414
" Japan, 1st ".....	"	74	12,583	4	609	67	11,297	3	677
" " 2nd ".....	"	1,655	172,147	6	397	9	749	512	53,283	1,140	118,512
" American, Clarified.....	"	137	79,723	2	856	3	1,698	86	50,218	50	28,663
" " Crude.....	"	4	1,231	1	176	2	482	1	573
" Manchurian.....	Catties	2	175	2	175
" Native.....	Piculs	4	694	1	180	5	874
" Wild.....	Catties	5	970	5	970
" Beard, Root, Cuttings, etc.....	Piculs	45	2,965	93	13,944	14	847	12	1,819	112	14,243
Glass, Window.....	Boxes	141,967	627,534	579	2,559	133	794	88,898	392,929	53,515	236,370
" Plate.....	Value	...	96,081	934	...	17,899	...	77,248
Glassware.....	"	...	294,588	...	1,653	...	4,373	...	88,739	...	203,129
Gloves.....	Piculs	522	6,981	8	111	1	13	768	10,263
Glue.....	Dozens	25,733	42,826	2	12	208	237	3,103	5,441	22,424	37,160
" Cow.....	Piculs	2,189	46,074	766	16,081	1,423	29,993
Goldware.....	Value	993	13,647	4	59	8	103	938	12,891	51	712
Graphite, Plumbago, and Blacklead.....	"	...	4,146	66	4,080
Graphophones and Accessories.....	Piculs	372	2,933	452	3,848
Grasscloth, Fine.....	Value	...	61,833	...	161	...	3,878	...	26,026	...	32,090
Grindstones.....	Piculs	7	497	3	193	4	304
Gum, Dragon's Blood.....	Value	...	1,039	128	...	911
" Myrrh.....	Piculs	40	1,440	6	201	19	685	27	956
" Olibanum.....	"	225	2,149	21	198	73	699	131	1,252
" Resin.....	"	1,024	8,643	8	65	71	602	295	2,493	666	5,613
" Unclassed.....	"	6,817	15,725	1	5	1,381	2,795	5,435	12,925
Haberdashery and Millinery.....	"	35	840	2	67	33	773
Hair, Horse.....	Value	...	306,674	...	82	...	2,881	...	95,746	...	208,129
Hams.....	Piculs	362	11,011	9	353	353	10,658
Hardware.....	Value	1,696	62,297	3	128	27	993	330	12,119	1,342	49,313
Harness and Saddlery.....	"	...	281,447	...	3,149	...	11,923	...	107,181	...	165,492
Hartall.....	Piculs	...	37,186	...	486	...	1,149	...	7,811	...	28,712
Hide Specific.....	"	80	809	46	460	34	349
Hides, Cow and Buffalo.....	"	122	3,626	9	62	1,439	60	2,178
Hops.....	"	4,469	82,696	1,971	36,468	3,991	73,836	76	1,398	2,373	43,930
Horns, Cow and Buffalo.....	"	41	1,411	19	483	22	928
" Deer.....	"	20	187	20	187
" " Young.....	Pairs	152	2,010	1	19	142	1,881	11	148
" " Old.....	Piculs	565	5,171	137	1,791	5	20	423	3,360
" Rhinoceros.....	Catties	5	2,886	3	286	16	1,500	...	1,100
Hose.....	Value	44	1,387	2	125	2	125	7	213	37	1,174
Hosiery.....	Dozens	...	20,024	...	269	...	1,547	...	7,262	...	11,484
India-rubber.....	Piculs	182,120	234,714	310	324	1,978	1,972	14,527	18,307	165,925	214,759
" Goods.....	Value	103	9,660	...	45	5	328	52	3,575	46	5,802
Indigo, Dried.....	Piculs	...	19,133	88	...	3,024	...	16,021
" Liquid.....	"	187	3,434	153	2,813	34	621
Instruments & Apparatus, Scientific and Surgical.....	Value	31,240	166,024	7,614	43,554	23,626	122,470
Istinglass.....	Piculs	...	23,686	...	501	...	4,674	...	10,458	...	9,055
Istinglass.....	Piculs	2,623	144,984	45	2,493	2	107	3,147	173,933

TABLE No. III.—TRADE IN FOREIGN GOODS.—Imports and Re-exports—Cont^d

DESCRIPTION OF GOODS.	Classifier of Quantity.	IMPORTS FROM FOREIGN COUNTRIES AND HONGKONG.		IMPORTS FROM CHINESE PORTS.		RE-EXPORTS TO FOREIGN COUNTRIES AND HONGKONG.		RE-EXPORTS TO CHINESE PORTS.		NET TOTAL IMPORTS.	
		Quantity.	Value.	Quantity.	Value.	Quantity.	Value.	Quantity.	Value.	Quantity.	Value.
SUNDRIES, continued:—											
Ivoryware.....	Piculs	6	1,909	6	1,909
Jadestone.....	"	35	9,983	3	1,276	32	8,707
Jewellery.....	Value	...	31,616	...	204	...	16,066	...	5,066	...	10,688
Jewels and Jewellery, Imitation.....	"	...	72,161	...	187	...	474	...	12,344	...	59,530
Joss Sticks.....	Piculs	70	549	70	549
Labels, Tickets, and Advertising Matter.....	Value	...	36,922	57	...	1,347	...	35,518
Lace.....	"	...	67,781	...	260	...	414	...	46,757	...	20,870
Lacquerware.....	Piculs	...	24,189	...	280	...	7,767	...	255	...	16,447
Lamps and Lampware.....	Value	179	5,552	179	5,552
Lampwick.....	"	...	362,543	...	1,761	...	2,513	...	171,642	...	190,149
Lanterns, Paper.....	Pieces	...	14,551	...	2	...	35	...	2,490	...	12,028
Launches, Boats, and Hulls.....	"	31,708	1,537	146	26	17,173	192	14,389	1,319
Lead, Red.....	Piculs	15	55,699	4	420	1	30	10	55,249
" White.....	"	1,575	11,821	4	23	10	78	322	2,417	1,247	9,349
" Yellow.....	"	6,506	58,367	5	44	3,873	34,741	2,628	23,582
Leather.....	"	1,783	15,731	3	46	2	14	1,689	14,900	95	863
" Fancy.....	Value	10,225	280,259	136	3,748	14	930	1,653	45,453	8,694	237,624
" Articles.....	"	...	22,534	1,670	...	555	...	20,309
" Cloth.....	Pieces	...	142,691	...	1,030	...	4,325	...	44,691	...	94,705
Lichees, Dried.....	Piculs	1,887	9,522	343	1,164	1,544	8,358
Lighthouse Materials and Apparatus.....	Value	3,954	24,948	70	440	...	1	3,821	24,110	203	1,277
Linen, Household.....	"	...	12,947	515	...	2,490	...	9,942
Liqueurs.....	"	...	20,294	...	2	...	212	...	3,382	...	16,702
Liquid Fuel.....	Tons	...	80,350	...	726	...	1,331	...	25,310	...	54,435
Live Stock.....	No.	2,313	19,630
Looking-glasses and Mirrors.....	Pieces	65	1,449	1	6	54	849	10	594
Lung-ngan Pulp.....	Piculs	608,339	75,248	1,612	729	7,701	1,598	334,353	34,340	267,897	40,039
Lung-ngans, Dried.....	"	6,576	63,249	251	2,416	18	147	5,913	56,879	896	8,639
Machinery.....	Value	4,824	27,513	662	3,772	6,527	37,202
Machines, Sewing & Knitting.....	Pieces	...	436,312	...	10,977	...	21,097	...	150,608	...	275,584
" Sewing: Parts and Accessories.....	Value	4,056	50,663	1	13	1,096	11,955	2,019	25,596	942	13,125
" Slot.....	Pieces	...	4,459	676	...	3,783
Malt.....	Piculs	154	30,783	23	5,184	131	25,599
Manganese.....	"	854	6,861	854	6,861
Mangrove Bark.....	"	8,336	58,400	8,337	58,406
Marble Slabs.....	"	55,324	62,938	228	251	330	363	47,096	53,218	8,126	9,608
Matches, Wax.....	Gross	224	1,331	150	523	74	808
" Wood, European.....	"	1,700	3,713	504	1,400	3,170	7,919
" " Japan.....	"	20,530	17,880	34	54	17,054	11,666	3,442	6,160
Match-making Materials:—	"	2,833,530	676,880	550	144	825	198	2,211,856	518,341	621,399	158,485
Glass Powder.....	Piculs	...	3,406	1,236	3,313	38	93
Labels.....	"	455	11,742	520	13,514
Paper, Packing.....	"	1,905	17,360	1,756	14,701	149	2,659
Phosphorus.....	"	743	55,451	538	40,546	205	14,905
Wax, Paraffin.....	"	2,589	16,210	2,589	16,210
Wood Shavings.....	"	16,965	40,715	9,203	21,343	7,762	19,372
" Splints.....	"	66,301	117,444	178	312	42,523	74,814	23,956	42,942
Mats, Bamboo and Rattan.....	Pieces	...	941	1,257	941
" straw and Rush.....	"	2,424,959	80,983	5,300	175	766,641	25,299	1,653,018	55,509
" and Matting, Coir and Cocoa.....	Value	...	13,707	...	585	...	944	...	2,163	...	11,185
Matting, Straw.....	Rolls	707	2,983	1	27	116	488	217	913	375	1,609
Medical Appliances and Druggists Sundries.....	Value	...	76,280	948	...	8,285	...	67,047

TABLE No. III.—TRADE IN FOREIGN GOODS.—Imports and Re-exports—Contd.

DESCRIPTION OF GOODS.	Classifier of Quantity.	IMPORTS FROM FOREIGN COUNTRIES AND HONGKONG.		IMPORTS FROM CHINESE PORTS.		RE-EXPORTS TO FOREIGN COUNTRIES AND HONGKONG.		RE-EXPORTS TO CHINESE PORTS.		NET TOTAL IMPORTS.	
		Quantity.	Value.	Quantity.	Value.	Quantity.	Value.	Quantity.	Value.	Quantity.	Value.
SUNDRIES, continued:—											
Medicines	Piculs	7,419	94,155	343	5,136	173	3,412	3,653	35,525	3,936	60,354
	Value	...	150,538	...	1,737	...	3,603	...	89,614	...	59,058
Milk, Condensed, in Tins	Dozens	29,583	49,223	1,801	2,461	1,811	2,766	39,977	58,679
" " in Tins, Japanese	"	174	226	174	226
Mill Supplies	Value	...	42,494	682	...	4,310	...	37,502
Mining Appliances	4,754	4,754
Morphia	Ounces	157,979	251,334	48	70	16,893	26,535	141,038	224,729
Moulding	Feet	1,455,140	32,378	25,272	366	113,473	3,652	1,316,395	28,360
Mushrooms	Piculs	3,729	186,127	3	139	30	1,472	2,909	145,177	793	39,617
Musical Boxes	Pieces	10,884	30,396	31	403	112	17,051	1,747	14,565
" Instruments: Pianos and Organs	Value	...	42,828	...	7,491	...	4,290	...	30,589	...	15,440
" Instruments, Un-classed	"	...	32,452	...	2,552	...	2,125	...	10,596	...	22,283
Musk	Tael	944	8,327	266	2,083	35	309	643	5,935
Mussels, Dried	Piculs	7,497	78,265	16	167	210	2,187	5,593	58,392	1,710	17,853
Needles	Mills	2,433,074	520,688	17,100	3,464	40,620	7,156	2,296,570	447,787	112,984	69,209
Nutgalls	Piculs	67	1,308	45	885	140	2,729
Nutmegs	"	57	1,984	8	264	49	1,720
Oakum	"	816	9,521	54	462	53	543	817	9,440
Oil, Kerosene, American	Galls.	34,162,720	4,915,039	5,020	719	21,557,583	3,039,148	12,610,157	1,876,610
" " Russian	"	7,138,580	882,426	180,000	23,082	10,146,630	1,277,015
" " Russian, in bulk	"	903,840	73,756
" " Sumatra	"	956,245	123,772	627,740	69,231	328,505	54,541
" " Sumatra, in bulk	"	12,258,708	1,071,623	6,736,121	582,366	5,522,587	489,257
" Bean	Piculs	5,229	31,375	2,192	13,153	2,894	17,362	143	860
" Castor	"	14	316	94	764
" Cocoa-nut	"	427	5,826	364	4,879	63	947
" Colza	Galls.	3,241	1,508	485	374	460	195	2,296	939
" Cotton Seed	Piculs	11	68	11	68
" Engine	Galls.	472,336	195,709	416	163	29,215	12,049	150,784	68,559	292,753	115,264
" Hemp Seed	Piculs	2,925	17,551	560	3,246	2,365	14,305
" Mineral	Galls.	6,442	3,079	724	820	252	350	380	198	6,534	3,351
" Olive	"	1,261	1,838	840	1,364	1,212	1,400
" Paint	"	64,451	67,595	424	336	2,268	1,531	25,871	24,359	36,736	42,041
" Peppermint, Japanese	Piculs	7	895	7	895
" (Kerosene) Cases and Tins, Empty	Value	...	658	10	...	648
" (Kerosene) Cases, Planks for	"	34,601	...	1,766
" Tanks and Fittings	"	...	1,451	12,414
Oilcloth	"	...	26,376	...	338	...	204	...	16,093	...	10,417
Paint, Green	Piculs	264	2,404	2	19	150	1,367	112	1,018
Paints, Assorted	"	11,972	160,499	174	2,931	175	2,561	4,442	35,919	7,529	124,950
Paper, 1st Quality	"	4,277	106,801	7	183	24	596	4,198	104,835	62	1,553
" 2nd	"	2,750	25,295	6	55	255	2,348	2,489	22,892
" Printing	Reams	70,876	143,348	335	1,271	6,622	14,591	63,919	127,486
" Wall Japanese	"	30,929	59,633	3,699	7,836	27,230	51,797
" Wall	Value	...	28,600	...	95	...	3,677	...	24,280	...	738
Paper-making Materials:—											
Clay	Piculs	394	306	394	306
Felt	Value	...	2,543	2,543
Wood Pulp	Piculs	1,706	5,422	1,706	5,422
Paris White (or Plaster of Paris)	"	2,286	3,826	1,585	2,399	701	1,427
Pearls, Real	Value	...	100,955	12,595	88,360

TABLE No. III.—TRADE IN FOREIGN GOODS.—Imports and Re-exports—Contd.

DESCRIPTION OF GOODS.	Classifier of Quantity.	IMPORTS FROM FOREIGN COUNTRIES AND HONGKONG.		IMPORTS FROM CHINESE PORTS.		RE-EXPORTS TO FOREIGN COUNTRIES AND HONGKONG.		RE-EXPORTS TO CHINESE PORTS.		NET TOTAL IMPORTS.	
		Quantity.	Value.	Quantity.	Value.	Quantity.	Value.	Quantity.	Value.	Quantity.	Value.
SUNDRIES, continued:—											
Pearls, False	Value	...	Hk. \$s 27,269	...	Hk. \$s	...	Hk. \$s 1,115	...	Hk. \$s 3,107	...	Hk. \$s 23,047
Peel, Orange	Piculs	1,787	26,403	44	677	798	11,782	1,033	15,298
Pepper, Black	"	11,806	215,952	70	1,275	49	902	13,037	238,444
White	"	458	15,649	3	376	12,866	82	2,780
Perfumery	Value	...	126,042	...	398	...	940	...	41,137	...	84,363
Personal Effects	"	...	50,730	215,655	...	31,906
Photographic Materials	"	...	105,761	...	1,979	...	1,541	...	51,530	...	54,669
Photographs	"	...	397	397
Pictures and Engravings	"	...	17,160	...	131	...	2,334	...	3,420	...	11,537
Pitch	Piculs	1,204	3,548	75	197	1,129	3,351
Plants and Shrubs	Value	...	5,546	15	...	658	...	4,873
Ponies	No.	139	24,404	7	700	19	3,270	113	20,434
Postage Stamps	Value	...	14,156	14,156
Potash, Chlorate of	Piculs	1,638	20,936	13	259	1,625	20,677
Pottery and Earthenware	"	278	2,236	69	410	209	1,826
Prawns and Shrimps, Dried	"	9,811	190,259	25	477	20	391	4,941	95,805	4,875	94,540
Preserves	"	226	2,134	1	8	3	30	127	1,202	97	910
Printing and Litho- graphic Materials	Value	...	90,039	...	310	...	1,434	...	14,602	...	74,313
Provisions (for Chinese use)	Piculs	1,467	8,350	15	146	75	282	16	533	1,391	7,681
Pumps	Pieces	373	28,141	5	801	2	20	105	9,029	271	19,893
Putchuck	Piculs	1,539	23,378	...	2	7	101	517	8,013	1,015	15,266
Quartz (or Corundum Sand)	Value	2,616	11,277	2,413	10,330	203	947
Railway Plant and Materials	Value	...	43,333	...	15,623	...	220	...	22,883	...	35,853
Raisins	Piculs	2,449	31,107	16	191	7	101	1,390	16,740	1,068	14,457
Rattan Skin	"	218	3,466	4	25	170	2,388	44	1,053
Rattans, Whole	"	25,618	149,961	377	2,207	9,345	54,669	16,650	97,499
Split	"	733	5,189	864	6,112
Recreation-Requisites	Value	...	39,038	...	663	...	1,064	...	5,666	...	32,971
Religious Objects	"	...	2,890	...	528	...	247	...	1,089	...	2,082
Rice	Piculs	56,561	207,632	11,175	41,012	8,160	29,945	59,576	218,699
Curry	"	1,418	6,182	151	557	1,267	5,625
Rope, Coir	"	301	3,259	13	190	50	637	238	2,432
Cotton	"	142	5,116	28	1,215	114	3,901
Hemp	"	2,464	46,801	6	111	12	221	270	7,508	2,188	39,183
Manila	"	790	17,376	6	50	8	171	416	8,913	372	8,342
Rugs and Druggets	Value	...	12,209	...	27	...	1,428	...	508	...	10,300
Safes	Pieces	1,362	45,185	4	85	7	1,151	173	8,413	1,186	35,706
Safflower	Piculs	167	2,234	2	24	62	719	107	1,539
Saltpetre	"	8,380	65,993	8,380	65,993
Samshu	"	217	1,122	19	191	198	931
Sand, Red	"	412	438	146	167	266	271
Sandalwood	"	57,827	610,267	112	1,184	106	1,121	36,666	386,829	21,167	223,501
Sapanwood	"	10,109	23,863	55	129	9,610	22,680	444	1,054
Scales	Pieces	2,895	11,772	9	617	5	212	289	6,201	2,610	5,976
Sea Shells	Piculs	2,731	7,302	567	1,402	2,164	5,900
Sea-horse Teeth	"	9	1,046	9	1,046
Seaweed, 1st Quality	"	325,437	844,854	179	465	664	1,727	360,985	938,562
Red	"	1,008	4,745	1,097	5,154
Black	"	71	1,430	54	1,075	17	355
Seed, Apricot	"	40	915	9	206	31	709
Flower	"	288	2,293
Lucraban	"	329	1,223	167	618	162	605
Pine	"	314	1,289	478	1,903
Sesamum	"	120	360
Sharks Fins, Black	"	901	34,945	1	57	15	589	149	5,785	738	28,628
White	"	3,972	243,530	18	1,099	20	1,082	1,939	118,898	2,031	124,649
Prepared	"	216	35,864	5	693	4	468	177	28,814	40	7,275
Shellac	"	95	5,433	2	67	7	207	86	5,159

TABLE No. III.—TRADE IN FOREIGN GOODS.—Imports and Re-exports—Contd.

DESCRIPTION OF GOODS.	Classifier of Quantity.	IMPORTS FROM FOREIGN COUNTRIES AND HONGKONG.		IMPORTS FROM CHINESE PORTS.		RE-EXPORTS TO FOREIGN COUNTRIES AND HONGKONG.		RE-EXPORTS TO CHINESE PORTS.		NET TOTAL IMPORTS.	
		Quantity.	Value.	Quantity.	Value.	Quantity.	Value.	Quantity.	Value.	Quantity.	Value.
<i>SUNDRIES, continued:—</i>											
Shoes and Boots, Leather and Rubber	Pairs	39,280	72,436	36	127	4,379	937	2,540	6,296	32,397	65,330
Silk, Raw, Yellow	Piculs	2	504	2	504
" " Wild	"	22	4,272	22	4,272
" Cocoons	"	2	222	2	222
" Refuse or Waste	"	498	5,034	498	5,034
" Cocoons, Refuse	"	3	224	3	224
" Noil Yarn, European	"	668	34,819	211	11,009	457	23,810
" " Japanese	"	130	5,834	130	5,834
" Piece Goods	"	26	14,849	3	1,446	4	2,500	3	1,271	22	12,524
" Ribbons	Value	...	17,084	...	373	...	720	...	4,698	...	12,039
" and Cotton Ribbons	"	...	195,911	11,836	...	181,983	...	2,092
Silverware	"	...	15,787	...	785	...	10,779	...	3,272	...	2,521
Singlets	Dozens	14,372	48,435	165	655	426	1,369	3,007	13,239	11,104	34,482
Skin (Fur) Clothing, Fox and Squirrel	Pieces	72	505	72	505
Skins (Furs), Fox, Large and Small	"	880	1,158	671	960	209	198
" Lamb	"	62,580	4,187
" Sheep	"	11,999	6,236	2,100	1,050	41,145	5,394
" Badger	"	1,932	730	1,500	600	432	130
" Lynx	"	499	1,086	400	1,575	679	1,351
" Marten	"	1,149	4,381	1,280	4,886
" Musk-rat	"	52,600	7,672
" Rabbit	"	48,082	24,799	1,404	740	21,198	11,309	28,288	14,230
" Raccoon	"	11,595	4,160	13,061	4,541
" Seal	"	753	1,609	346	792	407	817
" Squirrel	"	3,595	1,059	231	67	3,364	992
" Weasel	"	9,800	247	100,000	894
" Sundry	"	1,234	1,048	2,560	412	500	2,825
Snuff	Piculs	4	1,117	2	438	72	6	1,483
Soap, Bar	"	86,916	526,040	90	431	271	1,464	33,595	171,241	53,140	353,766
" Bombay	"	1	27
" Soft	"	458	3,748	2	18	79	590	377	3,140
" Toilet	"	27,090	402,250	141	3,202	57	2,104	20,605	235,903	6,569	167,445
Soapstone Powder	"	448	1,050	296	673	152	377
Soda	"	30,428	101,633	2	6	941	4,205	39,598	119,805
Soy	"	432	2,086	11	34	421	2,052
Spirits	Value	...	212,015	...	6,251	...	7,823	...	68,528	...	141,915
" of Wine	Galls.	22,736	13,589	159	95	3,481	2,279	19,096	11,215
Stationery	Value	...	433,987	...	2,425	...	8,706	...	86,499	...	341,207
Sticklac	Piculs	44	711	46	744
Stores, Engineers	Value	...	57,545	...	85	...	1,419	...	7,924	...	48,287
" Household	"	...	641,749	...	17,697	...	43,244	...	395,286	...	220,916
" Marine	"	...	55,048	...	1,692	...	983	...	21,599	...	34,158
Stoves and Grates	"	...	44,474	...	195	...	781	...	13,970	...	29,918
Sugar, Brown	Piculs	643,172	2,659,985	1,348	5,568	2,303	9,509	296,927	1,226,307	345,290	1,429,737
" White	"	180,937	863,055	824	3,929	6,476	27,367	137,465	655,708	37,820	183,909
" Refined	"	769,767	3,858,285	408	2,042	3,133	15,696	637,327	3,193,008	129,715	651,623
" Candy	"	34,344	224,455	12	78	3	18	28,541	186,372	5,812	38,143
" Cane	"	70,737	70,739	2,409	2,408	68,328	68,331
Sulphur	"	13,664	37,326	3	7	7,048	16,582	6,613	20,737
Sulphuric Acid	"	9,121	30,573	2	5	6,012	20,849	3,107	9,719
Tar	Galls.	8,453	2,707	1,206	357	7,247	2,350
Tassels, Rice Bead	Value	...	1,330	850	...	243	...	237
Tea, Black	Piculs	36	1,534	36	1,534
" Green	"	43	1,000	43	1,000
" Japan, Unfired (for re-exportation)	"	40	404	25	252	15	152

TABLE No. III.—TRADE IN FOREIGN GOODS.—Imports and Re-exports—Contd.

DESCRIPTION OF GOODS.	Classifier of Quantity.	IMPORTS FROM FOREIGN COUNTRIES AND HONGKONG.		IMPORTS FROM CHINESE PORTS.		RE-EXPORTS TO FOREIGN COUNTRIES AND HONGKONG.		RE-EXPORTS TO CHINESE PORTS.		NET TOTAL IMPORTS.		
		Quantity.	Value.	Quantity.	Value.	Quantity.	Value.	Quantity.	Value.	Quantity.	Value.	
SUNDRIES, continued:—			<i>Hk. Ts</i>		<i>Hk. Ts</i>		<i>Hk. Ts</i>		<i>Hk. Ts</i>		<i>Hk. Ts</i>	
Wood, Paru.....	<i>Piculs</i>	16,801	27,773	297	600	8,222	13,049	8,282	14,124	
" Rose and Red.....	"	31,981	90,249	328	1,488	2,745	7,742	28,708	81,019	
" Scale-stick.....	<i>Pieces</i>	90,436	13,743	53,630	7,934	36,806	5,809	
" Scented and Fragrant.....	<i>Piculs</i>	389	10,319	17	465	58	1,545	314	8,309	
" Unclassed.....	"	652	1,229	164	207	488	1,022	
" Shavings (for Hat-making).....	"	1,051	22,012	8	132	13	260	1,143	23,521	
Woodware.....	"	45	769	16	269	29	500	
	<i>Value</i>	...	2,609	...	200	...	50	...	671	...	2,088	
Wool, Sheep's.....	<i>Piculs</i>	14	127	14	127	
Worm Tablets, in Bottles.....	<i>Dozens</i>	22,880	18,238	160	119	706	539	17,761	13,679	4,573	4,139	
Sundries, Unenumerated.....	<i>Value</i>	...	49,670	...	1,127	...	6,864	...	14,412	...	29,521	
TOTAL.....	<i>Hk. Ts</i>		182,179,795		1,115,236		5,546,421		124,353,663		56,084,242	
Excess of Re-export above Import of some articles during the year.....											<i>Hk. Ts</i>	2,689,295
NET TOTAL.....											<i>Hk. Ts</i>	53,394,947

SUMMARY.

IMPORTS from Great Britain	<i>Hk. Tā</i>	52,890,412
" " Hongkong	"	32,735,189
" " India	"	32,033,444
" " Ceylon	"	97,847
" " Singapore and Straits	"	2,595,078
" " Australia	"	228,879
" " British America	"	2,831,854
" " United States of America	"	27,862,156
" " Sandwich Islands	"	12
" " Philippine Islands	"	450,602
" " Continent of Europe, Russia excepted..	"	12,695,147
" " Russia <i>viā</i> Batoum	"	882,479
" " Russia <i>viā</i> Odessa	"	2,716
" " Russian Manchuria	"	82,257
" " Corea	"	69,435
" " Japan	"	15,710,812
" " Formosa	"	156,411
" " Cochin China, Tonkin, and Annam	"	90,861
" " Siam	"	82,446
" " Java and Dutch Borneo	"	91,959
" " Sumatra	"	498,263
" " Turkey in Asia, Persia, Egypt, and Aden	"	83,363
" " Djibouti and Pondicherry	"	8,173
Total from Foreign Countries	<i>Hk. Tā</i>	182,179,795
Imports from Chinese Ports	"	1,115,236
TOTAL FOREIGN IMPORTS	<i>Hk. Tā</i>	183,295,031
RE-EXPORTS to Great Britain	<i>Hk. Tā</i>	184,202
" " Hongkong	"	1,861,445
" " India	"	33,436
" " Burma	"	7,594
" " Singapore and Straits	"	187,544
" " Australia	"	558
" " British America	"	1,190
" " United States of America	"	78,080
" " Sandwich Islands	"	5
" " Philippine Islands	"	8,788
" " Continent of Europe, Russia excepted..	"	214,372
" " Russia <i>viā</i> Odessa	"	1,441
" " Russia: Riga, etc.	"	63
" " Russian Manchuria	"	192,558
" " Corea	"	2,091,345
" " Japan	"	638,000
" " Formosa	"	301
" " Cochin China, Tonkin, and Annam	"	14,787
" " Siam	"	138
" " Java	"	844
" " Sumatra	"	22,538
" " Borneo	"	50
" " Celebes	"	1,150
" " Turkey in Asia, Persia, Egypt, and Aden	"	5,992
Total to Foreign Countries	<i>Hk. Tā</i>	5,546,421
RE-EXPORTS to Northern Ports	<i>Hk. Tā</i>	51,040,070
" " Yangtze Ports	"	59,914,225
" " Central Ports	"	11,881,351
" " Southern Ports	"	1,235,247
" " a Cruise	"	282,770
Total to Chinese Ports	<i>Hk. Tā</i>	124,353,663
TOTAL FOREIGN RE-EXPORTS	<i>Hk. Tā</i>	129,900,084
NET TOTAL FOREIGN IMPORTS	<i>Hk. Tā</i>	53,394,947

TABLE No. IV.—TRADE IN NATIVE PRODUCE.—Imports and Re-exports.

DESCRIPTION OF GOODS.	Classifier of Quantity.	IMPORTS FROM CHINESE PORTS.		RE-EXPORTS TO CHINESE PORTS.		RE-EXPORTS TO FOREIGN COUNTRIES AND HONGKONG.		NET TOTAL IMPORTS.	
		Quantity.	Value.	Quantity.	Value.	Quantity.	Value.	Quantity.	Value.
COTTON GOODS* :—									
Shirtings, Grey.....	Pieces	1,251	3,753	1,100	3,300	151	453
Cotton Yarn.....	Piculs	4,168	93,690	2,513	56,545	1,655	37,145
" " Waste or Refuse.....	"	549	3,689	448	3,276	101	413
SUNDRIES :—									
Alum, White.....	Piculs	76,482	99,426	43,239	56,210	32,307	45,230
" Green.....	"	8,182	11,455	6,957	9,739	369	517	856	1,199
Antimony Ore.....	"	165,009	421,349	173,157	440,227
Arsenic.....	"	5,848	43,859	5,927	44,456	2	16
Ashes for preserving Eggs.....	"	6,903	5,600	6,903	5,600
Bags, Gunny.....	Pieces	3,261,581	143,087	847,503	41,429	2,414,078	101,658
" Hemp.....	"	101,423	6,181	64,947	3,253	36,476	2,928
Bamboo Brooms.....	"	263,524	3,252	10,035	230	253,489	3,022
" Split, Leaf, etc.....	Piculs	8,248	8,827	4,236	4,542	1,488	1,544	2,524	2,741
" Shoots.....	"	60,970	328,657	33,217	214,135	187	1,140	27,566	113,382
Bambooware.....	"	106	2,128	143	2,866	1	20
Bark, Oak, Birch, Plum-tree, etc.....	"	1,814	2,758	359	663	1,455	2,095
Barley, Pearl.....	"	1,133	6,917	468	2,928	76	454	589	3,535
Beads of all kinds.....	Value	...	1,454	...	271	...	317	...	866
Beancake.....	Piculs	328,197	459,476	566,752	793,453	6,730	9,421
Beancurd.....	"	6,518	19,493	643	1,979	6,566	19,609
Beans, Black.....	"	31,620	69,564	23,320	51,304	12,054	26,519
" Green.....	"	214,395	493,109	137,539	316,340	84,920	195,317
" White and Yellow.....	"	760,632	1,521,263	682,092	1,364,184	137,348	274,696
" Miscellaneous.....	"	89,087	160,356	33,764	60,776	61,816	111,268
Bones, Cow, Pig, and Refuse.....	"	32,152	20,283	4,705	3,081	24,054	14,270	3,393	2,932
" Tiger.....	"	100	6,971	14	970	86	6,001
Boneware and Hornware.....	"	30	1,079	4	126	1	4	25	949
Books, Printed.....	"	921	22,104	496	11,903	51	1,228	374	8,973
Bracelets, Stone, Brass, etc.....	Pairs	1,436	1,763	1,436	1,763
Bran.....	Piculs	8,613	5,281	1,742	866	810	401	6,061	4,014
Brass-foil.....	"	270	10,252	117	4,448	153	5,804
Brassware.....	"	1,131	35,046	914	28,320	162	5,032	55	1,694
" Old and Broken.....	"	1,138	14,955	441	4,260	247	4,189	450	6,506
Bristles.....	"	25,842	1,276,746	1,487	30,611	23,180	1,177,032	1,175	69,103
Buttons, Brass.....	"	332	21,577	150	9,747	182	11,830
Cake-stuff.....	"	788	11,793	150	2,255	5	72	633	9,466
Camphor.....	"	37	2,167	14	826	23	1,341
Cantharides.....	"	70	3,874	56	3,053	14	821
Capoor Cutchery.....	"	466	1,632	233	815	2	6	231	811
Caps, Felt.....	Pieces	42,940	15,029	21,680	7,588	33,900	11,865
" and Hats, Miscellaneous.....	"	1,609,983	45,146	1,710,044	46,794
Carpets.....	"	1,573	8,573	211	469	910	8,514
Cassia Lignea.....	Piculs	940	25,858	307	8,452	140	3,837	493	13,569
" Broken.....	"	638	1,893	49	149	86	259	503	1,485
" Twigs.....	"	955	3,343	419	1,465	20	71	516	1,807
Cement.....	"	20,408	18,190	3,131	1,788	10	13	17,267	16,389
Charcoal.....	"	64,116	32,183	64,116	32,183
Chestnuts.....	"	13,660	72,398	1,621	8,594	5,484	29,064	6,555	34,740
China-root.....	"	13,319	134,517	1,122	11,330	8,452	88,743	3,745	34,444
Chinaware, Fine.....	"	3,957	106,847	3,066	82,775	655	17,680	236	6,392
" Coarse.....	"	5,193	77,895	4,623	69,339	324	4,857	246	3,699
Chowchow.....	"	308	11,454	179	5,399	49	1,084	80	4,971
Cigars, Native.....	Pieces	301,972	1,332	301,972	1,332
Cinnabar.....	Piculs	143	10,709	16	1,227	68	5,090	59	4,392
Clams, Dried.....	"	912	16,345	832	14,695	80	1,650
Cloisonné or Enamelware.....	Value	...	5,876	...	34	...	5,332	...	510
Cloth, Native (Nankeens).....	Piculs	5,388	231,678	3,874	166,574	1,013	43,553	501	21,551
Clothing, Cotton.....	"	216	8,050	108	3,510	108	4,540

* Steam Factory products.

TABLE No. IV.—TRADE IN NATIVE PRODUCE.—Imports and Re-exports—Cont^d.

DESCRIPTION OF GOODS.	Classifier of Quantity.	IMPORTS FROM CHINESE PORTS.		RE-EXPORTS TO CHINESE PORTS.		RE-EXPORTS TO FOREIGN COUNTRIES AND HONGKONG.		NET TOTAL IMPORTS.	
		Quantity.	Value.	Quantity.	Value.	Quantity.	Value.	Quantity.	Value.
SUNDRIES, continued:—									
Clothing, Miscellaneous.....	Value	...	Hk. \$ 1,134	...	Hk. \$ 623	...	Hk. \$	Hk. \$ 511
Coal.....	Tons	121,367	788,886	4,488	29,172	8,518	55,367	108,361	704,347
Cockles.....	Piculs	4,040	5,876	2,362	3,540	1,678	2,336
Coir and Coirware.....	"	12,009	55,239	6,996	32,182	298	1,372	4,715	21,685
Coke.....	Tons	2,677	26,770	568	5,680	2,109	21,090
Compoys.....	Piculs	61	1,844	23	717	38	1,127
Copper, Tribute.....	"	16,426	451,715	15,450	424,875	976	26,840
" Old.....	"	918	13,076	42	475	102	1,882	774	10,719
Cornelian Beads.....	"	5	1,102	...	14	...	14	5	1,074
Cornelian ware.....	"	3	1,585	1	295	...	147	2	1,143
Cotton, Raw.....	"	226,812	3,765,073	3,657	60,710	218,344	3,711,846
" Ribbons.....	"	330	23,117	353	24,704
" Old, and Rags.....	"	18,236	48,346	1,786	7,455	33	51	16,417	40,840
Crystal.....	"	11	1,701	11	1,701
Curiosities.....	Value	...	85,476	62,130	...	23,346
Cushions and Pillows.....	Pieces	383,180	4,549	164	17	477,600	4,422	...	110
Cutlery and Hardware.....	Value	...	4,874	...	4,697	...	2	...	175
Cuttle-fish.....	Piculs	9,120	121,300	2,783	37,019	5,050	65,648	1,287	18,633
Dates, Black.....	"	66,589	326,284	27,751	135,981	1,763	7,934	37,075	182,369
" Red.....	"	76,346	343,559	26,181	117,812	11,778	53,003	38,387	172,744
" White.....	"	224	1,566	252	1,767
Deer, Live.....	Head	18	1,140	2	130	16	1,010
Dressing-cases.....	Pieces	10,006	7,098	4,761	3,295	15	15	5,230	3,788
Dunnage.....	Value	...	2,662	...	500	2,162
Dye-stuff.....	Piculs	22,594	26,051	14,096	16,536	3	147	8,495	9,368
Eggs, Fresh.....	Pieces	23,485,410	74,829	123,200	513	822,880	3,435	22,539,330	70,881
" Preserved.....	"	3,507,010	27,705	2,483,561	19,620	1,205,580	9,524
Exhibitory Specimens.....	Value	...	1,459	1,459
Fans, Fancy.....	Pieces	364,350	7,932	361,398	6,586	4,190	119	...	1,227
" Gauze.....	"	116,780	10,814	51,245	4,763	65,535	6,051
" Paper.....	"	1,247,173	112,246	1,047,880	94,309	105,458	9,491	93,835	8,446
Feathers, Duck, Fowl, Goose, etc.	Piculs	34,486	345,035	341	3,033	28,758	281,357	5,387	60,645
" Heron and Egret.....	Catties	133	16,769	218	17,599
" Kingfisher.....	Pieces	50,600	1,818	2,500	90	41,000	1,340	7,100	388
" Sundry.....	Value	...	2,213	...	15	...	1,553	...	645
Felt and Felt Cuttings.....	Pieces	17,344	2,176	17,704	3,151
Fire-bricks.....	"	307,131	3,743	43,900	536	263,231	3,207
Fire-crackers and Fireworks.....	Piculs	4,714	65,995	573	8,018	191	2,679	3,950	55,298
Fire-engines.....	Pieces	43	1,332	38	1,162	5	170
Firewood.....	Piculs	271,185	65,988	271,185	65,988
Fish, Fresh.....	"	15,217	41,767	3	54	15,214	41,713
" Dried and Salt.....	"	26,906	185,237	6,070	42,969	14,012	102,077	6,824	40,191
" Maws.....	"	1,388	111,062	360	28,814	889	71,083	139	11,165
Fishery Products.....	"	3,541	14,899	3,031	12,619	510	2,280
Flour, Mill.....	"	8,312	25,033	4,860	14,586	3,452	10,447
" Potato.....	"	12,855	30,940	5,398	12,804	7,457	18,136
" Vermicelli.....	"	680	3,406	494	2,511	12	58	174	837
" Miscellaneous.....	"	404	1,439	112	382	3	11	289	1,046
Flower Bulbs.....	Value	...	1,174	...	771	...	57	...	346
Flowers, Dried.....	Piculs	1,573	12,239	1,463	11,691	110	548
Fruit, Fresh, Unclassed.....	"	61,030	76,301	20,828	25,751	236	314	39,966	50,236
" Dried and Salted.....	"	194	1,234	54	204	76	572	64	458
Fungus.....	"	15,715	457,301	5,677	165,209	8,306	245,026	1,732	47,066
" White and Prepared.....	"	21	9,902	1	653	3	1,551	17	7,698
Furniture.....	Value	...	22,759	...	6,387	...	2,579	...	13,793
Garlic.....	Piculs	1,040	1,352	428	557	519	675	93	120
Ginseng, Native.....	"	862	75,787	363	40,561	117	10,797	382	24,429
" Beard, Root, Cut- tings, etc.....	"	433	28,112	29	1,798	404	26,314

TABLE No. IV.—TRADE IN NATIVE PRODUCE.—Imports and Re-exports—Cont^d.

DESCRIPTION OF GOODS.	Classifier of Quantity.	IMPORTS FROM CHINESE PORTS.		RE-EXPORTS TO CHINESE PORTS.		RE-EXPORTS TO FOREIGN COUNTRIES AND HONGKONG.		NET TOTAL IMPORTS.	
		Quantity.	Value.	Quantity.	Value.	Quantity.	Value.	Quantity.	Value.
<i>SUNDRIES, continued:—</i>									
Ginseng, Wild	<i>Catties</i>	15	Hk. <i>7</i> ₁₁₃	...	Hk. <i>7</i> ₁₁₃	...	Hk. <i>7</i> ₁₁₃	15	Hk. <i>7</i> ₁₁₃
Glassware	<i>Piculs</i>	711	10,663	291	4,358	3	45	417	6,260
Glue, Cow	"	1,080	17,818	475	7,835	4	68	601	9,915
Grasscloth, Fine	"	3,759	187,966	732	36,609	2,149	107,447	878	43,910
Coarse	"	2,944	88,318	1,579	47,375	847	25,400	318	15,543
Ground-nuts	"	37,900	125,070	37,510	123,783	7,077	23,354
Gypsum	"	193,052	115,831	70,953	42,572	92,214	55,328	29,885	17,931
Hair, Camel	"	345	4,861	767	10,739
Goat	"	840	8,821	69	725	655	6,875	116	1,221
Horse	"	6,086	223,397	5	319	6,564	229,101
Pig	"	852	2,034	313	834	36	143	303	1,057
Raccoon	"	53	9,326	59	10,388
Yak	"	150	14,674	15	1,070	105	9,947	30	3,657
Tails	<i>Pieces</i>	1,850	1,756	457	254	3,973	3,243
Human	<i>Piculs</i>	85	3,364	67	2,945	18	419
Hams	"	3,225	56,431	298	5,222	2,943	51,498
Hangings, Bed, Table, and Chair	<i>Pieces</i>	1,877	2,093	110	74	1,767	2,019
Hats, Straw	"	74,796	3,815	460	36	6,660	1,243	67,676	2,536
Rush	"	3,182,364	24,763	6,000	36	3,022,860	23,598	153,504	1,129
Hemp	<i>Piculs</i>	155,822	1,371,230	19,416	170,859	121,723	1,424,163
China Grass	"	3,068	24,544	458	3,664	2,610	20,880
Prepared	"	38	2,978	38	2,978
Skin	"	22,479	58,795	1,482	4,701	14,174	35,772	6,823	18,322
Twine, Thread, and Rope	"	1,010	10,692	37	195	188	1,228	785	9,269
Sacking	<i>Pieces</i>	293,430	21,539	97,900	7,548	6,350	465	189,180	13,526
Hempcloth	<i>Piculs</i>	1,217	4,897	45	181	1,172	4,716
Hides, Cow and Buffalo	"	197,513	4,088,525	200	4,139	195,249	4,061,188	2,064	23,198
Strips	"	305	1,308	42	126	263	1,182
Ass	"	980	32,750	402	20,855	578	11,895
Horse	"	490	7,109	24	480	344	4,391	122	2,238
Horns, Deer	"	64	1,923	23	681	41	1,242
Young	<i>Pairs</i>	661	105,760	164	26,240	101	16,160	396	63,360
Old	<i>Piculs</i>	60	3,776	10	594	50	3,182
Chamois	"	74	26,540	13	4,631	32	11,669	29	10,240
Cow and Buffalo	"	5,655	45,238	61	488	5,391	43,130	203	1,620
Indigo, Dried	"	222	6,093	130	3,576	92	2,517
Liquid	"	25,184	151,101	8,663	51,981	16,521	99,120
Iron, Unmanufactured	"	49,580	59,024	49,580	59,024
Bar	"	405	1,215	405	1,215
Old	"	24,295	25,104	3,140	3,129	21,155	21,975
Ore	"	2,341	4,565	2,341	4,565
Pans	"	23,406	67,354	18,644	43,840	4,762	23,514
Ironware	"	414	1,131	65	261	8	56	341	814
Isinglass	"	1,009	44,993	987	44,031	22	962
Ivoryware	"	12	6,699	1	281	11	6,418
Jadestone	"	197	47,283	52	10,882	145	36,401
Jadestoneware	<i>Pieces</i>	1,195	584	1,450	185	891	1,491
Joss Sticks	<i>Piculs</i>	529	3,965	129	965	93	700	307	2,300
Joss-stick Powder	"	6,061	9,942	80	121	5,981	9,821
Jute	"	40,242	150,906	41,594	158,057
Lacquerware	"	85	2,411	60	1,716	3	85	22	610
Lampblack and Soot	"	1,586	31,829	336	4,698	1	42	1,249	27,089
Lamps and Lampware	<i>Pieces</i>	22,889	2,466	3,955	726	10	12	18,924	1,728
Lard	<i>Piculs</i>	1,006	7,003	9	36	1,034	7,253
Lead	"	8,557	48,775	4,183	23,846	4,374	24,929
Ore	"	33,172	35,988	32,256	34,900	916	1,088
White	"	593	4,744	194	1,548	399	3,196
Yellow	"	2,522	19,668	1,725	13,457	797	6,211
Leather	"	2,895	76,706	332	8,804	95	2,508	2,468	65,394

TABLE No. IV.—TRADE IN NATIVE PRODUCE.—Imports and Re-exports—Cont^d.

DESCRIPTION OF GOODS.	Classifier of Quantity.	IMPORTS FROM CHINESE PORTS.		RE-EXPORTS TO CHINESE PORTS.		RE-EXPORTS TO FOREIGN COUNTRIES AND HONGKONG.		NET TOTAL IMPORTS.	
		Quantity.	Value.	Quantity.	Value.	Quantity.	Value.	Quantity.	Value.
SUNDRIES, continued:—			Hk. Ts		Hk. Ts		Hk. Ts		Hk. Ts
Leather, Sundry	Piculs	131	4,567	27	930	68	1,261	36	2,376
" Strips	"	49	8,179	127	18,261
" Trunks	"	119	4,164	14	499	1	52	104	3,613
" Articles	Value	...	1,162	...	217	...	47	...	898
Leatherware	Piculs	79	2,578	43	1,404	36	1,174
Lichees, Dried	"	6,315	41,048	4,238	27,548	47	306	2,030	13,194
Lily Flowers, Dried	"	33,055	297,498	11,536	103,826	19,735	177,613	1,784	16,059
Liquorice	"	5,430	65,159	583	7,002	3,349	40,188	1,498	17,069
Lung-ngan Pulp	"	1,028	10,285	431	4,315	11	113	586	5,857
Lung-ngans, Dried	"	27,886	203,571	15,574	113,692	8	61	12,304	89,818
Maize	"	27,526	46,795	15,337	26,072	12,189	20,723
Marble Slabs	"	644	4,060	21	131	623	3,929
Mats, Bamboo and Rattan	Pieces	137,569	82,541	31,978	19,187	89,305	53,583	16,286	9,771
" Straw and Rush	"	1,736,357	130,227	793,376	59,503	608,594	45,645	334,387	25,079
Matting	Rolls	5,290	28,037	279	1,479	4,858	25,747	153	811
Medicines	Piculs	177,824	1,433,004	34,871	269,825	100,940	794,091	42,013	369,088
	Value	...	2,565	...	206	...	533	...	1,826
Millet	Piculs	16,875	27,000	1,099	1,759	15,776	25,241
Mirrors	Pieces	269,394	13,970	116,577	2,715	152,817	11,255
Moss	Piculs	266	7,936	10	296	270	8,573
Mules and Asses	No.	131	3,743	131	3,743
Mushrooms	Piculs	1,868	87,812	616	28,948	159	7,477	1,093	51,387
Musk	Tael	44,034	704,544	4,461	71,376	30,240	483,840	9,333	149,328
Mussels, Dried	Piculs	343	4,457	151	1,964	192	2,493
Nutgalls	"	49,789	871,313	3,114	54,499	45,221	791,365	1,454	25,449
Nuts, White	"	1,780	4,798	184	546	2,245	5,790
Oil, Bean	"	126	834	5,621	37,097	141	958
" Castor	"	233	1,586	6	43	227	1,543
" Ground-nut	"	11,182	87,221	3,048	23,777	7,355	57,368	779	6,076
" Sesamum	"	1,938	15,117	926	7,227	1,218	9,502
" Tea	"	8,706	67,911	3,378	26,351	2,402	18,739	2,926	22,821
" Wood	"	232,988	1,467,827	71,322	449,327	110,979	699,168	50,687	319,332
" Ginger, Clove, Sandal-wood, etc.	"	23	2,125	6	203	17	1,922
" Peppermint	"	3	1,131	1	280	2	851
Olives, Fresh	"	12,864	63,032	5,126	25,116	7,738	37,916
" Salted	"	1,192	6,316	330	1,748	862	4,568
Opium, Native, Chihli	"	6	2,240	6	2,240
" " Kiangsu	"	9	4,244	11	5,057
" " Szechwan	"	5,862	2,696,506	2,789	1,282,837	3,073	1,413,669
" " Yunnan	"	2,183	1,015,314	1,258	585,014	925	430,300
" Dross	"	289	34,591	53	6,137	2	283	234	28,171
" Boiled and Prepared	Catties	158	1,146	120	874	38	272
" Lamps	Pieces	44,022	6,390	18,720	2,736	25,302	3,654
" Pipes and Apparatus	Value	...	2,582	...	202	...	11	...	2,369
Oranges, Fresh	Piculs	98,200	163,027	27,690	42,963	70,510	120,064
" Dried	"	560	1,351	386	904	174	447
Ornaments, Cap, Hat, Joss, Tinsel, etc.	Pieces	1,657,139	8,616	212,939	3,528	712	69	1,443,488	5,019
Paints and Pigments	Piculs	4,012	4,102	1,861	2,080	2	2	2,149	2,020
Paper, 1st Quality	"	46,420	1,160,493	36,999	924,971	2,643	66,063	6,778	169,459
" 2nd	"	191,024	1,432,683	159,856	1,198,926	31,726	237,947
" Gilt	"	72	4,202	9	530	63	3,672
" Joss	"	15,587	337,540	13,630	292,964	30	567	1,927	44,009
Pears, Fresh	"	43,404	58,215	15,716	22,796	819	1,233	26,869	34,186
Peel, Orange	"	2,107	31,610	564	8,467	236	3,535	1,307	19,608
" Pomelets, 1st Quality	"	101	1,520	44	665	57	855
" " 2nd	"	270	2,027	70	527	200	1,500
Peppermint Leaf	"	865	2,421	328	920	677	1,895

TABLE NO. IV.—TRADE IN NATIVE PRODUCE.—Imports and Re-exports—Contd.

DESCRIPTION OF GOODS.	Classifier of Quantity.	IMPORTS FROM CHINESE PORTS.		RE-EXPORTS TO CHINESE PORTS.		RE-EXPORTS TO FOREIGN COUNTRIES AND HONGKONG.		NET TOTAL IMPORTS.	
		Quantity.	Value.	Quantity.	Value.	Quantity.	Value.	Quantity.	Value.
SUNDRIES, continued:—									
Persimmons, Dried	Piculs	553	980	394	1,171	207	460
Personal Effects	Value	...	130,501	...	3,000	...	3,107	...	124,394
Pewter	Piculs	376	2,700	149	1,045	227	1,655
Pewterware	"	44	1,214	1	20	43	1,194
Pipes, Brass and White Metal	Pieces	53,736	21,395	41,382	16,211	12,411	5,144	...	40
Plants and Shrubs	Value	...	1,381	...	105	...	23	...	1,253
Ponies	No.	786	47,216	786	47,216
Potatoes	Piculs	2,877	2,882	2,877	2,882
Pottery and Earthenware	"	2,144	28,519	1,484	19,737	63	837	597	7,945
Prawns and Shrimps, Dried	"	626	10,021	248	3,976	334	5,345	44	700
Preserves	"	4,451	66,759	2,905	43,575	154	2,307	1,392	20,877
in Tins	Tins	19,252	1,331	6,240	440	13,012	891
Provisions	Piculs	5,354	31,342	2,455	7,155	1,417	20,143	1,482	4,044
Quicksilver	"	598	61,330	124	12,743	390	39,992	84	8,595
Railway Materials	Value	...	18,775	...	325	18,450
Rattan Skin	Piculs	89	1,068	35	524	54	544
Rattanware	"	81	1,211	14	215	67	996
Resin	"	644	1,360	564	1,269	80	91
Rhubarb	"	9,376	187,511	965	19,299	7,805	156,097	606	12,115
Rice	"	350,900	947,430	247,964	669,504	102,936	277,926
Duty Free	"	5,387	14,545	437	1,181	4,950	13,364
Tribute	"	124,758	336,846	124,758	336,846
Red	"	3,107	31,768	2,573	26,832	18	183	516	4,753
Paddy	"	9,844	16,735	16,556	28,146
Rouge, Cosmetics, etc.	Value	...	1,937	...	138	1,799
Safflower	Piculs	558	26,823	222	10,314	60	2,900	276	13,609
Saltpetre	"	260	10,000	260	10,000
Samshu	"	1,805	7,220	1,129	4,516	1,082	4,327
Soles	Pieces	590	1,655	146	391	444	1,264
Sea Blubber	Piculs	3,863	4,559	1,429	1,748	1,599	1,752	835	1,059
Seaweed and Agar-agar	"	587	1,585	105	284	362	978	120	323
Seed, Apricot, Bitter	"	222	3,773	78	1,328	70	1,191	74	1,254
Sweet	"	7,240	170,135	1,172	27,540	4,698	110,403	1,370	32,192
Cake	"	207,654	126,558	2,455	1,918	232,615	144,602
Cotton	"	97,780	64,923	111,006	80,058
Date	"	178	2,366	23	272	87	1,264	68	830
Lily Flower, or Lotus-nuts	"	10,212	224,659	3,143	69,139	4,698	103,362	2,371	52,158
Melon	"	50,175	285,999	18,778	107,037	9,122	51,998	22,275	126,964
Pine	"	291	1,079	261	911	30	168
Rape or Vegetable	"	218,105	423,237	13,441	25,917	211,980	414,457
Senna	"	871	1,373	315	479	861	1,301
Sesamum	"	680,616	3,198,894	96,148	451,894	640,989	3,012,647
Soap	"	1,012	1,613	993	1,594	19	19
Tea	"	261	1,239	13	65	310	1,244
Sharks Fins, White	"	165	8,277	38	1,898	127	6,379
Shoes and Boots, Silk and Cotton	Pairs	15,904	7,952	9,605	4,803	2,542	1,271	3,757	1,878
Silk, Raw, White	Piculs	1,278	511,332	106	42,224	1,660	663,948
Yellow	"	11,928	4,264,637	1,427	515,830	11,815	4,242,233
Wild	"	10,412	2,394,703	40	9,212	10,638	2,446,811
Thrown	"	10	4,390	10	4,390
Re-reeled	"	362	199,293	5	2,750	382	210,117
Steam Filature	"	1,573	1,242,939	1,734	1,370,058
re-reeled from Dupions	"	1	140	13	1,772
Cocoons	"	2,339	292,385	2,005	250,585	334	41,800
Refuse or Waste	"	23,239	1,394,312	1	66	25,517	1,531,034
Cocoons, Refuse	"	13,224	323,170	5	92	11,487	282,907	1,732	40,171
Piece Goods	"	4,695	2,816,808	3,014	1,808,310	940	564,186	741	444,312
Embroidery	"	5	2,030	4	1,717	...	9	1	304

TABLE NO. IV.—TRADE IN NATIVE PRODUCE.—Imports and Re-exports—Cont^d

DESCRIPTION OF GOODS.	Classifier of Quantity.	IMPORTS FROM CHINESE PORTS.		RE-EXPORTS TO CHINESE PORTS.		RE-EXPORTS TO FOREIGN COUNTRIES AND HONGKONG.		NET TOTAL IMPORTS.	
		Quantity.	Value.	Quantity.	Value.	Quantity.	Value.	Quantity.	Value.
SUNDRIES, continued:—									
Silk and Gold Embroidery	Piculs	10	7,806	8	6,261	...	776	2	769
" Pongees, Honan, Szechwan, and Shantung }	"	3,275	943,102	69	19,751	3,145	905,754	61	17,597
" and Cotton Mixtures	"	108	15,180	63	8,753	4	610	41	5,817
" Floss	"	91	7,065
" Thread	"	54	29,722	5	2,585	31	17,171	18	9,966
" Ribbons	"	82	42,851	61	32,072	2	1,029	19	9,750
" Embroidered	"	11	6,158	1	753	10	5,405
" Products, Unclassed	Value	...	4,890	...	1,213	...	1,195	...	2,482
Silverware	Catties	3,465	86,625	63	1,575	48	1,200	3,354	83,850
Sinews, Deer, Cow, Sheep, and Buffalo	Piculs	56	1,530	19	514	37	1,016
Skin (Fur) Clothing, Cat	Pieces	571	1,192	486	991	85	201
" " Dog	"	9,306	20,744	997	2,243	10,987	24,519
" " Fox	"	1,742	20,901	9	200	727	9,210	1,006	11,491
" " Goat	"	23,058	31,382	114	326	23,816	24,443	...	6,613
" " Kid	"	118,433	158,956	4	5	114,741	154,267	3,688	4,684
" " Lamb	"	162,425	662,191	1,537	4,356	133,799	562,369	27,089	95,466
" " Sheep	"	121,619	230,000	2,468	4,395	81,323	156,408	37,828	69,197
" " Hare and Rabbit }	"	3,312	8,944	235	711	5	15	3,072	8,218
" " Marmot	"	16,445	39,916	16,652	35,057	...	4,859
" " Sable or Marten }	"	6	1,065	8	1,748
" " Squirrel	"	2,261	15,381	825	1,048	42	514	1,394	13,819
" " Sundry	"	1,538	3,334	1,077	1,196	17	49	444	2,089
" Mats, Dog	"	192,918	105,036	220,918	113,816
" " Goat	"	32,813	25,235	37,862	28,663
" " Sundry	"	6	90	6	90
" Rugs, Cat	"	1,590	3,492	1,242	2,784	348	708
" " Deer	"	5,845	3,507	5,845	3,507
" " Dog	"	27,215	37,173	5	3	28,472	44,546
" " Goat	"	673,184	648,170	14	22	640,579	619,364	32,591	28,784
" " Sheep	"	136,858	111,367	158,262	127,170
" " Sundry	"	5,571	3,682	9	27	5,677	3,406	...	249
" Skins (Furs), Cat	"	43,925	4,529	16,686	1,296	23,202	3,832
" " Doe	"	48,794	21,957	46,703	21,016	2,091	941
" " Dog	"	23,329	3,825	10,860	3,841
" " Fox	"	16,234	24,351	1,502	2,253	10,852	16,278	3,880	5,820
" " Tails	"	43,684	3,246	46,528	3,551
" " Goat	"	5,311,110	1,937,745	7,509	1,910	5,162,276	1,908,062	141,325	27,773
" " Kid	"	16,860	2,287	23,217	4,048
" " Kolinsky	"	36,589	11,417	36,816	11,451
" " Lamb	"	733,056	564,350	75,582	8,575	597,475	507,542	59,999	48,233
" " Sheep	"	378,483	117,032	1,000	180	351,858	163,199
" " Badger	"	12,534	3,041	2,113	765	8,180	1,540	2,241	736
" " Hare and Rabbit	"	63,081	12,616	300	60	61,878	12,376	903	180
" " Land-otter	"	23,541	65,915	8,289	23,209	10,442	29,238	4,810	13,468
" " Leopard	"	2,982	37,275	33	413	2,333	29,163	616	7,699
" " Marmot	"	101,499	8,688	2,170	130	94,040	11,894
" " Marten	"	2,830	11,320	3,231	12,924
" " Raccoon	"	80,666	52,433	26,530	17,245	50,370	32,741	3,766	2,447
" " Sable	"	4,886	36,645	4,628	34,710	258	1,935
" " or Marten } Tails... }	"	3,158	1,420	3,668	1,650
" " Squirrel	"	7,191	1,654	780	179	6,411	1,475
" " Tails	Piculs	38	17,755	38	17,811
" " Tiger	Pieces	267	38,715	4	580	208	30,160	55	7,975
" " Weasel, and Tails	"	327,355	34,909	343,608	35,563

TABLE No. IV.—TRADE IN NATIVE PRODUCE.—Imports and Re-exports—Contd.

DESCRIPTION OF GOODS.	Classifier of Quantity.	IMPORTS FROM CHINESE PORTS.		RE-EXPORTS TO CHINESE PORTS.		RE-EXPORTS TO FOREIGN COUNTRIES AND HONGKONG.		NET TOTAL IMPORTS.	
		Quantity.	Value.	Quantity.	Value.	Quantity.	Value.	Quantity.	Value.
<i>SUNDRIES, continued:—</i>									
Skins (Furs), Wolf	Pieces	3,899	9,012	3,835	8,806	64	206
" Various	"	15,603	2,923	31	31	10,505	1,394	5,067	1,498
Snakes, Dried	"	6,541	2,019	779	247	6,039	1,893
Snuff	Piculs	285	8,987	110	3,453	175	5,534
Soap	"	1,575	3,999	1,024	2,939	551	1,060
Soapstone ware	"	452	4,406	2	6	391	3,914	59	486
Soda	"	4,500	9,058	1,498	3,716	1	3	3,001	5,339
Spectacles	Pairs	32,115	1,633	4,230	218	27,885	1,415
Spelter	Piculs	234	1,990	224	1,904	10	86
Steel	"	1,637	9,002	1,558	8,569	79	433
" Flint	"	2,134	7,043	685	2,261	304	1,003	1,145	3,779
" Plates	"	2,706	10,140	2,706	10,140
" Rails	"	356	1,270	356	1,270
Stones, Building	Pieces	34,998	16,965	5	184	1,260	295	33,733	16,486
" Hsiu-yen	Piculs	1,320	3,355	1,199	3,165	121	190
Straw Braid, White	"	51,637	2,323,678	154	6,935	49,627	2,233,194	1,856	83,549
" Coloured	"	2,398	71,940	3	76	2,868	86,052
" Mottled	"	26,744	748,819	89	2,484	26,981	755,475
Sugar, Brown	"	298,407	1,402,515	166,550	782,783	131,857	619,732
" White	"	82,631	470,998	95,230	542,813
" Candy	"	17,727	157,766	11,305	100,618	6,422	57,148
" Cane	"	11,111	11,111	2,686	2,686	8,425	8,425
Tallow, Animal	"	38,762	387,618	131	1,306	33,760	337,599	4,871	48,713
" Vegetable	"	148,354	1,409,359	11,183	106,240	116,115	1,091,477	21,056	211,642
Tea, Black	"	178,162	2,830,271	20,331	331,795	164,688	2,604,920
" Green	"	240,541	6,212,464	1,072	32,154	248,891	6,466,416
" Dust	"	1,061	5,306	2,925	14,627
" Leaf and Unfired	"	16,031	160,307	804	8,041	9,847	98,473	5,380	53,793
" Stalk	"	2,928	8,783	102	306	1,003	3,010	1,823	5,467
" Brick, Black	"	91,009	819,081	27,933	251,395	62,840	565,561	236	2,125
" Green	"	13,027	117,239	2,146	19,313	8,480	76,321	2,401	21,605
" Tablet	"	3,018	48,288	2,693	43,085	607	9,714
" Log	"	1,941	11,647	91	543	741	4,443	1,109	6,661
" Scented	"	2,150	36,547	2,120	36,048	81	1,383
Teapots in Cases	Pieces	8,235	2,185	2,933	814	5,302	1,371
Theatrical and Processional Effects	Value	...	2,810	2,810
Timber, Planks, Soft-wood	Pieces	542,461	61,747	952	132	93	56	541,416	61,559
" Spars, Beams, etc.	"	1,624	4,622	26	166	1,598	4,456
" Wood Chests, etc.	Value	...	1,025	1,025
" Sundry	"	...	3,097	...	205	2,892
Tin, Native	Piculs	528	11,625	136	2,988	10	423	382	8,214
" Compound	"	2,383	39,005	1,898	30,984	485	8,021
Tin-foil	"	142	10,679	37	2,811	105	7,868
Tinplates, Old	"	1,255	5,034	1,255	5,034
Tobacco, Leaf	"	112,255	1,347,063	61,040	732,485	27,732	332,785	23,483	281,793
" Prepared	"	83,397	1,376,057	49,551	817,594	21	340	33,825	558,123
" Stalk	"	3,159	5,811	1,866	4,003	1,293	1,748
Tooth-brushes	Pieces	336,447	4,647	2,550	25	333,897	4,622
Turneric	Piculs	11,549	69,293	7,652	45,909	695	4,167	3,202	19,217
Turnips, Dried and Salted	"	13,860	83,159	10,211	61,266	1,113	6,677	2,536	15,216
Umbrella Frames and Handles	Value	...	2,081	2,081
Umbrellas, Paper	Pieces	519,011	58,648	298,770	33,761	183,260	20,708	36,981	4,179
Varnish	Piculs	10,575	285,521	4,157	112,251	5,411	146,089	1,007	27,181
Vegetables, Dried and Salted	"	5,230	16,899	306	2,604	377	4,202	4,547	10,093
Vermicelli and Macaroni	"	49,115	358,536	1,287	9,399	46,625	340,361	1,203	8,776
Walnuts	"	8,824	35,410	2,978	11,054	928	3,855	4,918	20,501
" Shelled, or Walnut Pulp	"	10,371	84,806	5,342	36,313	367	2,566	4,662	45,927
Wax, White	"	10,575	583,737	5,258	290,228	4,793	270,797	524	22,712

TABLE No. IV.—TRADE IN NATIVE PRODUCE.—Imports and Re-exports—*Contd.*

DESCRIPTION OF GOODS.	Classifier of Quantity.	IMPORTS FROM CHINESE PORTS.		RE-EXPORTS TO CHINESE PORTS.		RE-EXPORTS TO FOREIGN COUNTRIES AND HONGKONG.		NET TOTAL IMPORTS.		
		Quantity.	Value.	Quantity.	Value.	Quantity.	Value.	Quantity.	Value.	
<i>SUNDRIES, continued:—</i>										
Wax, Yellow	<i>Piculs</i>	445	8,903	69	1,370	373	7,461	3	72	
Wheat.....	"	326,185	521,896	291,718	466,749	34,467	55,147	
White Metalware.....	"	10	1,282	18	1,458	1	319	
Wood, Poles.....	<i>Pieces</i>	288,558	288,558	207,275	207,275	317	190	80,966	81,093	
" " <i>Duty Free</i>	"	7,434	13,784	7,434	13,784	
" Coffin.....	"	28,137	14,027	417	731	27,720	13,296	
Woodware.....	<i>Piculs</i>	1,179	50,445	543	23,237	21	881	615	26,327	
Wool, Camels.....	"	32,071	443,538	32,677	448,740	
" Goats.....	"	8,098	174,113	7,174	152,801	924	21,312	
" Sheep's.....	"	151,063	1,767,436	32	375	143,956	1,684,289	7,075	82,772	
Woolen and Cotton Mixtures.....	<i>Pieces</i>	3,166	2,954	1,030	884	520	712	1,616	1,358	
Yolk and Albumen.....	<i>Piculs</i>	23,549	164,936	6	183	23,458	175,869	
Zinc Ore.....	"	52,261	31,107	55,608	33,100	
" Sheets and Plates, Old.....	"	141	791	227	1,294	
Sundries, Unenumerated.....	<i>Value</i>	...	45,959	...	16,379	...	8,464	...	21,116	
TOTAL.....	<i>Hk. Tls.</i>	...	85,995,730	...	20,745,990	...	56,701,082	...	11,404,363	
Excess of Re-export above Import of some articles during the year.....									<i>Hk. Tls.</i>	2,855,705
NET TOTAL.....									<i>Hk. Tls.</i>	8,548,658

SUMMARY.

IMPORTS from Northern Ports.....	<i>Hk. Ta</i>	18,937,789
" " Yangtze Ports.....	"	48,964,237
" " Central Ports.....	"	12,198,987
" " Southern Ports.....	"	5,894,717
Total from Chinese Ports.....	<i>Hk. Ta</i>	85,995,730
TOTAL NATIVE IMPORTS.....	<i>Hk. Ta</i>	85,995,730
RE-EXPORTS to Northern Ports.....	<i>Hk. Ta</i>	7,838,779
" " Yangtze Ports.....	"	1,735,120
" " Central Ports.....	"	4,191,111
" " Southern Ports.....	"	6,980,980
Total to Chinese Ports.....	<i>Hk. Ta</i>	20,745,990
RE-EXPORTS to Hongkong.....	<i>Hk. Ta</i>	4,653,378
" " Great Britain.....	"	7,765,762
" " India.....	"	1,964,497
" " Singapore and Straits.....	"	67,338
" " Malta.....	"	40
" " Australia.....	"	10,055
" " British America.....	"	341,514
" " United States of America.....	"	11,734,905
" " Sandwich Islands.....	"	14,208
" " Philippine Islands.....	"	1,397
" " Mexico.....	"	12,800
" " Continent of Europe, Russia excepted..	"	19,261,419
" " Russia <i>via</i> Batoum.....	"	1,583,680
" " Russia <i>via</i> Odessa.....	"	165,731
" " Russian Manchuria.....	"	865,743
" " Korea.....	"	278,366
" " Japan.....	"	6,603,768
" " Cochin China, Tonkin, and Annam.....	"	933
" " Siam.....	"	2,296
" " Turkey in Asia, Persia, Egypt, and Aden	"	1,362,540
" " Algeria and Tunis.....	"	10,712
Total to Foreign Countries.....	<i>Hk. Ta</i>	56,701,082
TOTAL NATIVE RE-EXPORTS.....	<i>Hk. Ta</i>	77,447,072
NET TOTAL NATIVE IMPORTS.....	<i>Hk. Ta</i>	8,548,658

TABLE No. V.—TRADE IN NATIVE PRODUCE.—Exports and Re-exports.

DESCRIPTION OF GOODS.	Classifier of Quantity.	EXPORTS TO FOREIGN COUNTRIES.		EXPORTS TO HONGKONG.		EXPORTS TO CHINESE PORTS.		TOTAL RE-EXPORTS TO FOREIGN COUNTRIES, HONGKONG, AND CHINESE PORTS.		TOTAL EXPORTS (including Re-exports).	
		Quantity.	Value.	Quantity.	Value.	Quantity.	Value.	Quantity.	Value.	Quantity.	Value.
COTTON GOODS *:—											
Shirtings, Grey	Pieces	40	100	1,100	3,300	1,140	3,400
White	"	620	1,550	620	1,550
Dyed	"	6	18	221	663	227	681
Drills	"	40	128	40	128
Native-dyed	"	345	483	85	88	430	571
Sheetings	"	2,840	7,100	32,255	80,638	35,095	87,738
Cotton Flannel, Native-dyed	"	5,070	17,316	5,070	17,316
Yaru	Piculs	...	9	183,974	4,139,422	2,513	56,545	186,487	4,195,976
Waste	"	432	3,473	318	3,569	265	2,250	448	3,276	1,463	12,568
SUNDRIES:—											
Aerated Waters	Value	...	431	...	7,143	...	33,104	40,678
Alum, White	Piculs	2,065	2,891	1,234	1,728	75,545	101,440	78,844	106,059
Green	"	2	2	7,326	10,256	7,328	10,258
Antimony Ore	"	33	114	173,157	440,227	173,190	440,341
Arsenic	"	168	1,262	5,929	44,472	6,097	45,734
Ashes, Straw	"	10,173	8,042	10,173	8,042
Bags, Gunny	Pieces	5,700	559	847,503	41,429	853,203	41,988
Cotton	"	23,096	2,349	23,096	2,349
Hemp	"	7,750	748	1,500	45	86,489	4,166	64,947	3,253	160,686	8,212
Grass and Rush	"	616,550	4,394	5,430	72	1,200	24	623,180	4,490
Money	"	3,460	420	123	39	44,317	6,545	47,900	7,004
Bamboo Brooms	"	1,800	77	2,187,869	62,565	10,035	230	2,199,704	62,872
Canes	"	5,320	35	22,168	144	311,500	3,024	133,826	870	472,814	3,073
Poles	"	510	37	86,984	14,123	2,251	286	89,745	14,446
Split and Leaf	Piculs	334	735	5,166	11,592	15,315	29,609	5,724	6,086	26,539	48,022
Shoots	"	6	59	...	3	50	549	33,404	215,275	33,460	215,886
Bamboos, Small	Piculs	240	24	1,280,369	25,708	1,280,609	25,732
Bambooware	Piculs	10	207	3	59	63	1,268	144	2,886	220	4,420
Barley, Crushed	"	1,552	2,281	1,552	2,281
Pearl	"	16	204	544	3,382	560	3,586
Beancake	"	2,066	2,892	226,850	317,589	573,482	802,874	802,398	1,123,355
Beancurd	"	5	28	24	75	3,452	14,619	7,209	21,588	10,690	36,310
Beans, Black	"	1,071	2,355	1,889	4,155	35,374	77,823	38,334	84,333
Green	"	445	1,023	2,328	5,354	5,152	11,848	222,459	511,657	230,384	529,882
White and Yellow	"	4,431	8,862	996	1,991	3,806	7,612	819,440	1,638,880	828,673	1,657,345
Miscellaneous	"	26,460	47,628	3,598	6,476	17,544	31,579	95,580	172,044	143,182	257,727
Bones, Cow, Pig, and Refuse	"	34,534	29,027	752	1,123	28,759	17,351	64,045	47,501
Books, Printed	"	358	8,598	364	8,729	21,103	506,476	547	13,131	22,372	536,934
Bracelets, Stone, Brass, etc.	Pairs	2,662	1,057	2,662	1,057
Bran	Piculs	8,220	11,703	7,236	8,262	3,916	4,298	2,552	1,267	21,924	25,530
Brass Gongs and Cymbals	"	57	2,779	1	20	92	3,419	150	6,218
Brass-foil	"	3	124	117	4,448	120	4,572
Brassware	"	131	4,057	68	2,106	1,427	44,235	1,076	33,352	2,702	83,750
Old and Broken	"	12	189	688	8,449	700	8,638
Bricks and Tiles	Pieces	200	3	25,970	1,004	26,170	1,007
Bristles	Piculs	1,512	62,896	57	2,614	24,667	1,207,643	26,236	1,273,153
Building Materials	Value	...	1,815	9,990	11,805
Buttons, Brass	Piculs	...	5	...	1	2	121	150	9,747	152	9,874
Cake-stuff	"	155	2,327	155	2,327
Cantharides	"	1	22	56	3,053	57	3,075
Caps, Felt	Pieces	4,762	1,666	14,930	5,226	18,890	6,612	55,580	19,453	94,162	32,957
Silk	"	13,257	3,314	136,594	34,149	186,717	46,678	1,770	443	338,338	84,584
& Hats, Miscellaneous	"	8,583	1,467	10,855	4,657	57,115	15,095	1,710,044	46,794	1,786,593	68,013
Carpets	"	3,130	4,347	2,858	3,144	18,720	20,950	1,121	8,983	25,829	37,424
Carriages and Jimricahs	Value	...	1,446	...	756	...	21,322	23,524
Cassia Lignea	Piculs	5	128	447	12,289	452	12,417
Twigs	"	439	1,536	439	1,536

* Steam Factory products.

TABLE No. V.—TRADE IN NATIVE PRODUCE.—Exports and Re-exports—Contd.

DESCRIPTION OF GOODS.	Classifier of Quantity.	EXPORTS TO FOREIGN COUNTRIES.		EXPORTS TO HONGKONG.		EXPORTS TO CHINESE PORTS.		TOTAL RE-EXPORTS TO FOREIGN COUNTRIES, HONGKONG, AND CHINESE PORTS.		TOTAL EXPORTS (including Re-exports).	
		Quantity.	Value.	Quantity.	Value.	Quantity.	Value.	Quantity.	Value.	Quantity.	Value.
<i>SUNDRIES, continued:—</i>											
Fan Handles.....	Pieces	20	1	1,440	88	198,926	6,398	200,386	6,487
Fans, Fancy and Gauze.....	"	2,187	352	17,976	2,769	225,188	21,961	416,833	11,468	662,184	36,550
" Palm-leaf, Fancy.....	"	50,524	2,952	50,524	2,952
" Paper.....	"	2,749	366	40,585	5,398	24,845	33,939	1,153,338	103,800	1,445,087	142,603
" Silk.....	"	80	28	25	5	114,209	15,545	2,377	227	116,691	15,805
Feathers, Duck, Fowl, etc.....	Piculs	7,465	64,901	1,720	3,892	1,447	4,655	29,099	284,390	39,731	357,838
" Heron.....	"	32	4,127	218	17,599	250	21,726
" Kingfisher.....	Pieces	43,500	1,430	43,500	1,430
" Fancy.....	Piculs	27	3,449	69	5,027	96	8,476
" Sundry.....	Value	31	...	1,568	...	1,599
Felt.....	Pieces	4,103	3,307	40	32	1,286	630	17,704	3,151	23,133	7,120
Fire-bricks.....	"	120	5	272,548	10,765	43,900	536	316,568	11,306
Fireclay.....	Piculs	809	2,300	3	2	812	2,302
Fire-crackers and Fireworks.....	"	4	62	9	124	764	10,697	777	10,883
Fire-engines.....	Pieces	7	99	38	1,162	45	1,261
Fish, Dried and Salt.....	Piculs	5	27	3,203	18,859	192	1,841	20,082	145,046	23,482	165,773
" Maws.....	"	31	2,481	6	507	1,249	99,897	1,286	102,885
Fishery Products.....	"	2	35	504	2,524	3,011	12,494	3,517	15,053
Flour, Shanghai Mill.....	"	32	97	217,449	659,634	217,481	659,731
" Mill, other Ports.....	"	4,860	14,586	4,860	14,586
" Potato.....	"	4	1	4	5,398	12,804	5,399	12,812
" Vermicelli.....	"	1	4	1	2	506	2,569	508	2,575
" Miscellaneous.....	"	496	1,529	115	393	611	1,922
Flower Bulbs.....	Value	...	47	173	...	828	...	1,048
Flowers, Artificial.....	Pairs	833	109	1,150	111	203,668	25,448	205,651	25,668
" Dried.....	Piculs	9	139	22	613	1,463	11,691	1,494	12,443
Fruit, Fresh, Unclassed.....	"	23	116	329	541	21,064	26,065	21,416	26,722
Fungus.....	"	...	7	8	231	8	223	13,983	410,235	13,999	410,696
" White and Prepared.....	"	4	2,204	4	2,204
Furniture.....	Value	...	15,586	...	907	...	96,070	...	8,966	...	121,529
Garlic.....	Piculs	114	148	708	920	1,911	2,484	947	1,232	3,680	4,784
Ginger.....	"	21	32	1,875	3,585	32,638	55,774	245	586	34,779	59,977
Ginseng, Native.....	"	...	63	...	101	3	655	480	51,358	483	52,177
" Beard and Refuse.....	"	1	137	...	4	...	15	29	1,798	30	1,954
Glass or Vitrified Ware.....	"	...	1	22	392	5,885	294	4,403	687	10,311	
Glue, Cow.....	"	58	960	133	2,189	479	7,903	670	11,052
Gold Thread, Imitation.....	"	2	1,163	8	3,634	1	84	11	4,881
Goldware.....	Taels	85	3,825	26	1,170	162	7,290	273	12,285
Grasscloth, Fine.....	Piculs	627	31,338	2	115	92	4,608	2,881	144,056	3,602	180,117
" Coarse.....	"	1,655	49,664	1	27	110	3,286	2,426	72,775	4,192	125,752
Ground-nuts.....	"	3	10	7,589	25,803	28,587	97,197	44,587	147,137	80,766	270,147
Gypsum.....	"	728	437	163,167	97,900	163,895	98,337
Hair, Camel.....	"	767	10,739	767	10,739
" Goat.....	"	823	8,641	3	27	1,106	11,607	724	7,600	2,656	27,875
" Horse.....	"	41	929	1	68	6,569	229,420	6,611	230,417
" Pig.....	"	164	578	349	977	513	1,555
" Rabbit.....	"	4	1,272	4	1,272
" Raccoon.....	"	1	36	59	10,388	60	10,424
" Yak.....	"	16	120	11,017	120	11,033
" Tails.....	Pieces	4,430	3,497	4,430	3,497
" Human.....	Piculs	100	3,287	5	67	2,945	167	6,237
Hams.....	"	293	5,130	9,864	172,628	1,671	29,233	3,241	56,720	15,069	263,711
Harness and Saddlery.....	Value	50	...	3,230	3,280
Hats, Straw and Rush.....	Pieces	444	6	304	5	7,819	753	3,035,980	24,913	3,044,547	25,677
Hemp.....	Piculs	12	142	141,139	1,595,022	141,151	1,595,164
" China Grass.....	"	74	1,606	458	3,664	532	5,270
" Prepared.....	"	38	2,978	38	2,978
" Skin.....	"	52	219	12	35	15,656	40,473	15,720	40,727
" Twine and Thread.....	"	26	276	166	1,744	77	803	225	1,423	494	4,246

TABLE No. V.—TRADE IN NATIVE PRODUCE.—Exports and Re-exports—Contd.

DESCRIPTION OF GOODS.	Classifier of Quantity.	EXPORTS TO FOREIGN COUNTRIES.		EXPORTS TO HONGKONG.		EXPORTS TO CHINESE PORTS.		TOTAL RE-EXPORTS TO FOREIGN COUNTRIES, HONGKONG, AND CHINESE PORTS.		TOTAL EXPORTS (including Re-exports).	
		Quantity.	Value.	Quantity.	Value.	Quantity.	Value.	Quantity.	Value.	Quantity.	Value.
SUNDRIES, continued:—											
Hemp Sacking.....	Pieces	...	Hk. Ts	...	Hk. Ts	...	Hk. Ts	...	Hk. Ts	...	Hk. Ts
Hides, Cow and Buffalo.....	Piculs	13,739	281,646	336	6,884	104,250	8,013	104,250	8,013
" Ass.....	"	402	20,855	402	20,855
" Horse.....	"	368	4,871	368	4,871
Honey.....	"	59	293	110	549	1,758	8,788	145	728	2,072	10,358
Hoofs, Cow.....	"	328	1,056	328	1,056
Horns, Deer, Young.....	Pairs	2	320	5	800	11	1,760	265	42,400	283	45,280
" Chamois.....	Piculs	138	45	16,300	45	16,438
" Cow and Buffalo.....	"	1,254	10,034	18	142	5,452	43,618	6,724	53,794
Indigo, Dried.....	"	4	109	1	17	130	3,576	135	3,702
" Liquid.....	"	22	132	8,663	51,981	8,685	52,113
Ink, China.....	"	68	19,659	24	7,007	449	129,340	1	75	542	156,081
Iron, Pig or Unmanufactured.....	"	36,288	43,200	3,158	3,755	36,162	43,190	75,608	90,145
" Bar.....	"	156	1,037	156	1,037
" Castings.....	"	7	40	687	3,099	694	3,139
" Nuts and Bolts.....	"	289	1,549	289	1,549
" Old.....	"	65	169	3,140	3,129	3,205	3,298
" Pans.....	"	1	3	163	815	18,644	43,840	18,808	44,658
Ironware.....	Value	133	541	12	65	1,734	11,816	73	317	1,952	12,739
" Isinglass.....	Piculs	...	305	1,593	1,898
" Jadestone.....	"	155	7,342	987	44,031	1,142	51,373
" Jadestoneware.....	Value	...	707	1	335	52	10,882	53	11,217
" Joss Sticks.....	Piculs	1	6	578	...	1,676	...	2,961
" Jute.....	"	48	184	124	932	222	1,665	347	2,603
" Lacquerware.....	"	2	61	53	1,523	63	1,801	118	3,385
" Lampblack and Soot.....	"	127	494	337	4,740	464	5,234
" Lamps and Lampware.....	Value	...	84	1,699	...	738	...	2,521
" Lampwick.....	Piculs	5	57	38	403	615	6,456	658	6,916
" Lard.....	"	13,688	175,799	12,174	141,184	542	6,477	1,043	7,289	27,447	330,749
" Launch and Boat Fittings and Supplies.....	Value	...	1,377	888	2,265
" Launches and Boats.....	Pieces	2	44	8	22,421	10	22,465
" Lead.....	Piculs	4,183	23,846	4,183	23,846
" " in Plates, and Tea Lead.....	"	26	180	521	4,996	547	5,176
" " Ore.....	"	32,256	34,900	32,256	34,900
" " White.....	"	...	2	26	209	194	1,548	220	1,759
" " Yellow.....	"	3	21	4	28	1,725	13,457	1,732	13,506
" Leather.....	"	1	35	22	575	427	11,312	450	11,922
" " Sundry.....	"	95	2,191	95	2,191
" " Strips.....	"	4	3	338	127	18,261	130	18,603
" " Trunks.....	"	158	5,515	2	74	842	29,460	15	551	1,017	35,600
" Leatherware.....	"	43	1,404	43	1,404
" Lichees, Dried.....	"	1	7	2	10	4,285	27,854	4,288	27,871
" Lily Flowers, Dried.....	"	1	7	27	243	3	28	31,271	281,439	31,302	281,717
" Lime.....	"	1,764	1,118	69	40	1,833	1,158
" Liquorice.....	"	9	113	1	5	3,932	47,190	3,942	47,308
" Lung-ngan Pulp.....	"	2	16	442	4,428	444	4,444
" Lung-ngans, Dried.....	"	...	2	7	52	15,582	113,753	15,589	113,807
" Machinery.....	Value	...	8,180	...	1,879	...	37,455	47,514
" Maize.....	Piculs	15,336	26,072	15,336	26,072
" Manure-cake.....	"	4,756	15,694	115	323	4,871	16,017
" Matches.....	Gross	124,500	23,656	124,500	23,656
" Mats, Bamboo and Rattan.....	Pieces	1,188	713	32	19	121,283	72,770	122,503	73,502
" " Straw and Rush.....	"	1,439	108	4,441	333	1,401,970	105,148	1,407,850	105,589
" Matting.....	Rolls	37	195	1	5	86	456	5,137	27,226	5,261	27,882
" Medicines.....	Piculs	784	4,438	2,313	13,944	5,701	36,681	135,811	1,063,916	144,609	1,118,979
" Metal Dress.....	Value	...	2,035	...	3,697	...	63,385	...	739	...	69,856
" " Metal Dress.....	Piculs	699	6,747	699	6,747

TABLE No. V.—TRADE IN NATIVE PRODUCE.—Exports and Re-exports—Cont^d.

DESCRIPTION OF GOODS.	Classifier of Quantity.	EXPORTS TO FOREIGN COUNTRIES.		EXPORTS TO HONGKONG.		EXPORTS TO CHINESE PORTS.		TOTAL RE-EXPORTS TO FOREIGN COUNTRIES, HONGKONG, AND CHINESE PORTS.		TOTAL EXPORTS (including Re-exports)	
		Quantity.	Value.	Quantity.	Value.	Quantity.	Value.	Quantity.	Value.	Quantity.	Value.
SUNDRIES, continued:—											
Millet.....	Piculs	...	Hk. Tk	...	Hk. Tk	...	Hk. Tk	...	Hk. Tk	...	Hk. Tk
Mirrors of all kinds.....	Pieces	142	638	2,916	3,806	1,099	1,759	1,099	1,759
Moss.....	Piculs	166,577	2,715	169,635	7,159
Mushrooms.....	"	...	18	6	294	14	659	280	8,869	280	8,869
Musical Instruments.....	Value	...	1,373	...	8	...	10,211	...	645	...	12,237
Musk.....	Taels	226	3,673	49	796	922	14,982	34,701	555,216	35,898	574,667
Mussels, Dried.....	Piculs	2	29	151	1,964	153	1,993
Nutgalls.....	"	3	56	211	3,693	48,335	845,864	48,549	849,613
Nuts, White.....	"	867	4,034	83	333	2,429	6,336	3,379	10,703
Oil, Bean.....	"	253	1,721	750	5,100	2,071	14,079	5,762	38,055	8,836	58,055
" Castor.....	"	558	3,793	1,392	9,464	2,920	19,856	6	43	4,876	33,156
" Cotton Seed.....	"	2,651	13,253	62	178	128	641	12,841	14,072
" Ground-nut.....	"	511	3,989	85,312	665,435	42,044	327,941	10,403	81,145	138,270	1,078,510
" Sesamum Seed.....	"	8	62	3,144	16,729	2,152	16,791
" Tea.....	"	1	4	82	638	5,780	45,090	5,863	45,732
" Vegetable.....	"	178	1,066	54	418	232	1,484
" Wood.....	"	1,696	10,683	4	26	182,301	1,148,495	184,001	1,159,204
Olives.....	"	1	5	5,126	25,116	5,127	25,121
" Salted.....	"	32	171	50	265	65	325	330	1,748	477	2,509
Onions.....	"	96	174	1,653	2,115	234	391	1,983	2,680
Opium, Native, Kiangsu.....	"	69	32,676	...	11	5,057	37,733
" " Szechwan.....	"	2,789	1,282,837	2,789	1,282,837
" " Yunnan.....	"	1,258	585,014	1,258	585,014
" Dross.....	"	1	249	55	6,420	56	6,669
" Boiled.....	Catties	120	874	120	874
" Lamps.....	Pieces	40	15	7,380	2,665	18,720	2,736	26,140	5,416
" Pipes and Apparatus.....	Value	...	303	4,974	...	213	...	5,490
Oranges, Fresh.....	Piculs	30	91	135	205	27,690	42,963	27,855	43,259
Ornaments, Cap, Joss, and Tinsel.....	Value	...	271	2,533	...	3,597	...	6,401
Paints and Pigments.....	Piculs	30	46	1,015	1,964	1,863	2,082	2,908	4,092
Paper, 1st Quality.....	"	170	4,238	30	746	1,476	36,900	39,642	991,034	41,318	1,032,918
" 2nd.....	"	249	1,867	20	147	340	2,547	191,583	1,436,873	192,192	1,441,434
" Cuttings.....	"	243	722	2,711	11,550	65	168	3,019	12,440
" Joss.....	"	...	2	5	83	13,660	293,531	13,665	293,616
" Oiled.....	"	74	992	58	697	132	1,689
" Shanghai Mill.....	"	196	1,630	546	4,534	18,950	157,287	19,692	163,451
" Wall, and Scrolls.....	Value	...	1,243	...	344	...	16,353	17,940
Pearls, Real.....	"	...	601,924	...	1,260	603,184
Pears, Fresh.....	Piculs	1	2	2,591	7,322	543	1,384	16,535	24,029	19,670	32,737
Peel, Orange.....	"	2	26	2	26	800	12,002	804	12,054
Pens, Chinese.....	Pieces	48,359	1,170	11,090	183	94,871	1,078	16,463	84	170,783	2,515
Peppermint Leaf.....	Piculs	16	45	53	147	362	1,014	1,005	2,815	1,436	4,021
Persimmons, Dried.....	"	256	886	565	2,070	601	1,631	1,422	4,587
Personal Effects.....	Value	...	806	...	200	...	2,288	...	6,107	...	9,401
Pewter.....	Piculs	149	1,045	149	1,045
Pigs.....	No.	1,702	9,008	1,702	9,008
Pipes, Brass and White Metal.....	Pieces	1,976	1,729	6,776	6,319	36,525	31,972	53,793	21,355	99,070	61,375
Plants and Shrubs.....	Value	...	47	...	22	...	5,749	...	128	...	5,946
Plums, Dried and Salted.....	Piculs	2,029	7,214	341	774	2,370	7,988
Ponies.....	No.	30	2,745	42	4,705	138	14,485	210	21,935
Pontoons.....	Pieces	1	26,229	1	26,229
Potatoes.....	Piculs	3,915	3,819	28,979	28,765	19,751	20,020	52,645	52,604
Pottery and Earthenware.....	"	9,148	121,668	1,283	17,059	31,243	415,531	1,547	20,574	43,221	574,832
Prawns and Shrimps, Dried.....	"	...	3	117	1,867	12	194	582	9,321	711	11,385
Preserves.....	"	72	1,086	1,101	16,522	7,797	116,953	3,059	45,882	12,029	180,443
Provisions.....	"	50	1,274	868	17,692	1,178	8,853	3,872	27,298	5,968	55,117
Quicksilver.....	"	514	52,735	514	52,735
Railway Materials.....	Value	9,198	...	325	...	9,523

TABLE No. V.—TRADE IN NATIVE PRODUCE.—Exports and Re-exports—Cont^d.

DESCRIPTION OF GOODS.	Classifier of Quantity.	EXPORTS TO FOREIGN COUNTRIES.		EXPORTS TO HONGKONG.		EXPORTS TO CHINESE PORTS.		TOTAL RE-EXPORTS TO FOREIGN COUNTRIES, HONGKONG, AND CHINESE PORTS.		TOTAL EXPORTS (including Re-exports).	
		Quantity.	Value.	Quantity.	Value.	Quantity.	Value.	Quantity.	Value.	Quantity.	Value.
SUNDRIES continued:—											
Rattans, Split.....	Piculs	102	Hk. \$61	325	2,111	54	351	481	3,123
Resin.....	"	196	677	564	1,269	770	1,946
Rhubarb.....	"	1	20	8,770	175,396	8,771	175,416
Rice.....	"	450	1,350	796,848	2,151,488	247,964	669,504	1,045,262	2,822,342
<i>Duty Free</i>	"	4,067	12,202	733	2,197	477,009	1,287,924	437	1,181	482,246	1,303,504
<i>Tribute</i>	"	1,392,762	3,760,456	1,392,762	3,760,456
Red.....	"	42	364	2,591	27,015	2,633	27,379
Paddy.....	"	16,556	28,146	16,556	28,146
Rouge, Cosmetics, etc.....	Value	...	205	...	37	...	9,118	...	138	...	9,498
Safes, Iron.....	Pieces	1	12	106	1,433	107	1,445
Safflower.....	Piculs	4	143	282	13,214	286	13,357
Samshu.....	"	325	1,301	3	12	1,275	5,098	2,211	8,843	3,814	15,254
Sea Blubber.....	"	171	856	2,230	11,087	11,399	55,599	3,028	3,500	16,828	71,042
Seaweed and Agar-agar.....	"	2	4	72	195	467	1,262	541	1,461
Seed, Apricot, Bitter.....	"	5	92	1	23	148	2,519	154	2,634
Sweet.....	"	4	83	9	218	5,870	137,943	5,883	138,244
Cake.....	"	184,540	179,096	2,417	2,361	235,070	146,520	422,027	327,977
Cotton.....	"	454,000	364,088	111,006	80,058	565,006	444,146
Date.....	"	110	1,536	110	1,536
Lily Flower, or Lotus-nuts.....	"	1	13	59	1,293	8	186	7,841	172,501	7,909	173,993
Melon.....	"	5	31	54	313	1	6	27,900	159,035	27,960	159,385
Poppy.....	"	2,615	5,662	2,615	5,662
Senna.....	"	19	57	841	2,205	1,176	1,780	2,036	4,042
Sesamum.....	"	198,854	954,501	1,370	6,574	521	2,503	737,137	3,464,541	937,882	4,428,119
Soap.....	"	993	1,594	993	1,594
Tea.....	"	323	1,309	323	1,309
Vegetable.....	"	11,041	30,842	10	42	661	1,911	225,421	440,374	237,133	473,169
Sharks Fins, White.....	"	1	25	274	38	1,898	44	2,197
Sheep and Goats.....	No.	2,025	10,199	29,997	140,170	14,154	65,765	40	200	46,216	216,334
Shoes and Boots, Silk and Cotton.....	Pairs	29,831	14,916	63,984	31,992	259,532	129,766	12,147	6,074	365,494	182,748
and Boots, Leather.....	"	391	215	140	77	12,936	7,115	1,241	683	14,708	8,090
and Boots, Leather, with Nails.....	"	110	107	100	100	4,981	4,943	5,191	5,150
Straw.....	"	307,625	44,298	25,454	3,665	1,620	233	334,699	48,196
Miscellaneous.....	"	5,055	3,750	45,616	44,036	50,788	47,315	101,459	95,101
Silk, Raw, White.....	Piculs	18,242	9,121,300	386	192,815	125	62,465	1,765	706,172	20,518	10,082,752
Yellow.....	"	4	1,284	4	1,155	13,241	4,758,063	13,249	4,760,502
Wild.....	"	139	16,640	2	240	10,678	2,456,023	10,819	2,472,903
Re-reeled.....	"	14,764	9,448,780	354	226,649	387	212,867	15,505	9,888,296
Steam Filature, Shanghai.....	"	12,338	10,117,291	12,338	10,117,414
Steam Filature, other Ports.....	"	1,734	1,370,058	1,734	1,370,058
reeled from Dupions.....	"	11	1,621	13	1,772	24	3,393
Cocoons.....	"	7,489	1,048,395	2,004	250,585	9,493	1,298,980
Refuse or Waste.....	"	13,997	1,259,681	25,518	1,531,100	39,515	2,790,781
Cocoons, Refuse.....	"	475	9,665	11,491	282,999	11,966	292,664
Noil Yarn.....	"	1,062	63,735	1,062	63,735
Yarn, Waste.....	"	24	4,700	19	3,900	43	8,600
Wadding.....	"	...	55	40	7,096	40	7,151
Old.....	"	3,317	13,384	3,317	13,384
Piece Goods.....	"	1,614	968,113	3,533	2,119,548	6,276	3,765,635	3,954	2,372,496	15,377	9,225,792
Embroidery.....	"	2	961	3	1,514	22	9,742	4	1,726	31	13,943
and Gold Embroidery.....	"	5	4,046	2	1,364	41	36,486	8	7,037	56	48,933
Pongees, Shantung, Honan, & Szechwan.....	"	23	6,532	1	406	3	786	3,214	925,505	3,241	933,229
and Cotton Mixtures.....	"	13	1,816	32	4,519	48	6,774	67	9,363	160	22,472

TABLE No. V.—TRADE IN NATIVE PRODUCE.—Exports and Re-exports—Cont^d.

DESCRIPTION OF GOODS.	Classifier of Quantity.	EXPORTS TO FOREIGN COUNTRIES.		EXPORTS TO HONGKONG.		EXPORTS TO CHINESE PORTS.		TOTAL RE-EXPORTS TO FOREIGN COUNTRIES, HONGKONG, AND CHINESE PORTS.		TOTAL EXPORTS (including Re-exports).	
		Quantity.	Value.	Quantity.	Value.	Quantity.	Value.	Quantity.	Value.	Quantity.	Value.
SUNDRIES, continued:—											
Silk, Floss, Canton	Piculs	...	Hk. \$s	...	Hk. \$s	...	Hk. \$s	91	7,065	91	7,065
" Tassels	Value	...	975	...	469	...	2,485	...	715	...	4,644
" Fiddle Strings	Piculs	...	103	5	2,098	38	15,612	43	17,813
" Thread	"	104	57,079	59	32,598	187	103,061	36	19,756	386	212,494
" Ribbons	"	8	4,427	7	3,927	60	31,416	63	33,101	138	72,871
" Embroidered	"	2	1,179	1	753	3	1,932
" Products, Unclassed	Value	...	4,951	...	2,531	...	27,185	...	1,693	...	36,360
Silkworms, Dried	Piculs	6,020	6,206	774	1,147	6,794	7,353
Silverware	Catties	324	8,092	11	275	59	1,469	111	2,775	505	12,611
Sinews, Deer, Cow, etc.	Piculs	2	55	27	730	19	514	48	1,299
Skin (Fur) Clothing, Cat	Pieces	1	22	486	991	487	1,013
" " Dog	"	11,984	26,762	11,984	26,762
" " Fox	"	1	74	1	30	13	240	736	9,410	751	9,754
" " Goat	"	3	9	23,930	24,769	23,933	24,778
" " Kid	"	1,657	2,811	114,745	154,272	116,402	157,083
" " Lamb	"	25	233	1	7	49	332	135,336	566,725	135,411	567,297
" " Sheep	"	767	1,337	307	937	83,791	160,803	84,865	163,077
" " Marmot	"	57	132	16,652	35,057	16,709	35,189
" " Sable	"	1	193	8	1,748	9	1,941
" " Squirrel	"	6	131	11	210	867	1,562	884	1,903
" " Sundry	"	4	52	149	457	1,334	1,971	1,487	2,480
" Mats, Dog	"	5,043	2,522	9	3	220,918	113,816	225,970	116,341
" " Goat	"	520	520	37,862	28,663	38,382	29,183
" Rugs, Cat	"	1,242	2,784	1,242	2,784
" " Deer	"	5,845	3,507	5,845	3,507
" " Dog	"	10,728	20,626	28,477	44,549	39,205	65,175
" " Goat	"	1,768	1,763	11	17	12	24	640,593	619,386	642,384	621,190
" " Sheep	"	153	155	158,262	127,170	158,415	127,325
" " Sundry	"	7	44	16	97	34	73	5,686	3,433	5,743	3,647
Skins (Furs), Cat	"	54,115	6,299	22,584	3,336	39,888	5,128	116,587	14,763
" Doe	"	8,506	3,828	46,703	21,016	55,209	24,844
" Dog	"	1,913	331	10,860	3,841	12,773	4,172
" Fox	"	935	1,402	353	530	12,354	18,531	13,642	20,463
" Tails	"	500	100	46,528	3,551	47,028	3,651
" Goat	"	17,999	4,983	330	69	5,169,785	1,909,972	5,188,114	1,915,024
" Kid	"	18,300	1,957	23,217	4,048	41,517	6,005
" Kolinsky	"	36,816	11,451	36,816	11,451
" Lamb	"	11,431	3,396	9,000	515	673,057	516,117	693,488	520,028
" Sheep	"	2,209	601	352,858	163,379	355,067	163,980
" Badger	"	10,293	2,305	10,293	2,305
" Hare & Rabbit	"	63,426	12,685	25,850	5,170	62,178	12,436	151,454	30,291
" Land-otter	"	2,671	7,212	2,790	7,812	18,731	52,447	24,192	67,471
" Leopard	"	316	3,950	76	950	2,366	29,576	2,758	34,476
" Marmot	"	10,154	1,015	96,210	12,024	106,364	13,039
" Marten	"	515	2,060	56	224	3,231	12,924	3,802	15,208
" Raccoon	"	24,185	16,929	9,652	6,756	76,900	49,986	110,737	73,671
" Sable, and Tails	"	431	3,232	8,296	36,360	8,727	39,592
" Squirrel, & Tails	Value	1	17,990	...	17,991
" Tiger	Pieces	61	8,845	212	30,740	273	39,585
" Weasel, & Tails	"	192,775	19,827	12,830	598	343,608	35,503	549,213	55,988
" Wolf	"	11	36	3,835	8,806	3,846	8,842
" Various	"	10,982	1,972	1	20	254	554	10,536	1,425	21,773	3,971
Snakes, Dried	"	6,818	2,140	6,818	2,140
Snuff	Piculs	6	110	3,453	110	3,459
Soap, Native	"	2	42	729	2,771	1,024	2,939	1,755	5,752
" Bar, Native	"	2,578	10,638	2,578	10,638
Soapstone Powder	"	52	226	538	1,244	171	201	761	1,671
Soapstone ware	"	393	3,920	393	3,920
Soda, Native	"	298	669	208	451	1,499	3,719	2,005	4,839

TABLE No. V.—TRADE IN NATIVE PRODUCE.—Exports and Re-exports—Cont^d

DESCRIPTION OF GOODS.	Classifier of Quantity.	EXPORTS TO FOREIGN COUNTRIES.		EXPORTS TO HONGKONG.		EXPORTS TO CHINESE PORTS.		TOTAL RE-EXPORTS TO FOREIGN COUNTRIES, HONGKONG AND CHINESE PORTS.		TOTAL EXPORTS (including Re-exports)	
		Quantity.	Value.	Quantity.	Value.	Quantity.	Value.	Quantity.	Value.	Quantity.	Value.
SUNDRIES, continued:—											
Soda, Vegetable	Piculs	...	Hk. Tk.	1,082	2,235	189	378	...	Hk. Tk.	1,271	2,613
Spectacle-cases	Pieces	10,440	1,158	117	28	5,945	896	3,555	166	20,057	2,248
Spectacles	Pairs	400	40	3,961	1,623	4,230	218	8,591	1,881
Spelter	Piculs	224	1,904	224	1,904
Stationery	Value	...	3,180	...	515	...	37,800	41,495
Steel	Piculs	101	1,069	1,558	8,569	1,659	9,638
" Flint	"	989	3,264	989	3,264
Stones, Hsiu-yen	"	43	77	1,199	3,165	1,242	3,242
Stoves and Piping	Value	...	519	...	55	...	2,774	3,348
Straw	Piculs	640	219	9,218	3,083	9,858	3,302
" Braid, White	"	9,522	128,473	10	466	22	973	49,781	2,240,129	59,335	2,670,041
" " Coloured	"	21	627	2,871	86,128	2,892	86,755
" " Mottled	"	2,503	70,075	497	13,924	27,070	757,959	30,070	841,958
Sugar, Brown	"	2	8	166,550	782,783	166,552	782,791
" White	"	5	31	95,230	542,813	95,235	542,844
" Candy	"	2	15	11,305	100,618	11,307	100,633
" Cane	"	2,686	2,686	2,686	2,686
Tallow, Animal	"	14,228	142,278	150	1,500	545	5,447	33,891	338,905	48,814	488,130
" Vegetable	"	39	362	127,298	1,197,717	127,337	1,198,079
Tar, Coal	Galls.	12,455	1,864	4,450	200	67,985	9,841	84,890	11,905
Tea, Black	Piculs	96	1,922	4	82	136	2,722	185,019	2,936,715	185,255	2,941,441
" Green	"	4	109	19	387	574	17,223	249,963	6,498,570	250,560	6,516,489
" Dust	"	509	2,544	2,925	14,627	3,434	17,171
" Leaf, Unfired	"	98	980	1	9	55	548	10,651	106,514	10,805	108,051
" Stalk	"	80	240	11	34	1,106	3,316	1,197	3,590
" Brick, Black	"	223	2,010	20	214	90,773	816,956	91,016	819,180
" " Green	"	10,626	95,634	10,626	95,634
" Tablet	"	3,300	52,799	3,300	52,799
" Log	"	831	4,986	831	4,986
" Scented	"	6	102	2,202	37,431	2,208	37,533
Theatrical and Processional Effects	Value	...	1,758	9,915	11,673
Timber, Planks, for Oil Cases	"	...	3,755	40	3,795
Tin	Piculs	5	211	146	3,411	151	3,622
" Compound	"	1,898	30,984	1,898	30,984
Tin-foil	"	1	40	3	193	27	2,811	41	3,044
Tobacco, Leaf	"	249	2,982	5	62	88,772	1,065,270	89,026	1,068,314
" Prepared	"	2	38	1	21	17	280	49,572	817,934	49,592	818,273
" Stalk	"	1,866	4,063	1,866	4,063
Turmeric	"	3	16	8,347	50,076	8,350	50,092
Turnips, Dried and Salted	"	2	14	37	220	11,324	67,943	11,363	68,177
Umbrellas, Paper	Pieces	42,800	4,836	15,721	1,777	482,030	54,469	540,551	61,082
Varnish	Piculs	120	3,242	62	1,681	154	4,152	9,568	258,340	9,904	267,415
Vegetables, Fresh	"	82	99	1,037	813	555	545	...	1,674	1,674	1,457
" Dried and Salted	"	19	44	25	251	179	1,004	683	6,806	906	8,105
Vermicelli and Macaroni	"	4	32	138	1,008	366	2,671	47,912	349,760	48,420	353,471
Walnuts	"	7	36	3,906	14,909	3,913	14,945
" Shelled	"	5,709	38,879	5,709	38,879
Wax, White	"	1	34	4	238	18	999	10,051	561,025	10,074	562,296
" Yellow	"	7	149	5	105	442	8,831	454	9,085
Wheat	"	77,930	132,480	291,718	466,749	369,648	599,229
" Duty Free	"	590,760	1,004,292	590,760	1,004,292
White Metalware	"	1	110	25	1,922	163	13,187	19	1,777	208	16,996
Wine, Beer, etc., Native-made	Value	...	17	2,565	2,582
Wood, Poles	Pieces	6,664	6,664	207,592	207,465	214,256	214,129
" Duty Free	"	3,582	8,873	3,582	8,873
" Coffin	"	84	285	126	856	417	731	627	1,872

TABLE No. V.—TRADE IN NATIVE PRODUCE.—Exports and Re-exports—Cont^d.

DESCRIPTION OF GOODS.	Classifier of Quantity.	EXPORTS TO FOREIGN COUNTRIES.		EXPORTS TO HONGKONG.		EXPORTS TO CHINESE PORTS.		TOTAL RE-EXPORTS TO FOREIGN COUNTRIES, HONGKONG, AND CHINESE PORTS.		TOTAL EXPORTS (including Re-exports).	
		Quantity.	Value.	Quantity.	Value.	Quantity.	Value.	Quantity.	Value.	Quantity.	Value.
SUNDRIES, continued:—											
Wood, Unclassed	Piculs	...	Hk. \$s	...	Hk. \$s	2,989	5,651	883	883	3,872	6,534
Woodware	"	205	8,824	36	1,543	781	33,426	564	24,118	1,586	67,911
Wool, Camels	"	32,677	448,740	32,677	448,740
" Goats	"	7,174	152,801	7,174	152,801
" Sheep's	"	8,352	98,556	197	2,368	143,988	1,684,664	152,537	1,785,588
Woollen and Cotton Mixtures	Pieces	1,550	1,596	1,550	1,596
Yolk and Albumen	Piculs	87	2,570	23,464	176,052	23,551	178,622
Zinc Ore	"	55,608	33,100	55,608	33,100
" Sheets and Plates, Old	"	90	450	227	1,294	317	1,744
Sundries, Unenumerated	Value	...	6,672	...	2,383	...	* 33,340	...	30,799	...	73,194
TOTAL	Hk. \$s	...	46,539,726	...	4,610,090	...	25,682,287	...	77,447,072	...	154,279,175

SUMMARY.

To—	EXPORTS.		RE-EXPORTS.		TOTAL EXPORTS AND RE-EXPORTS.	
	Hk. ₤ s	Hk. ₤ s	Hk. ₤ s	Hk. ₤ s	Hk. ₤ s	Hk. ₤ s
Great Britain	1,797,418		7,765,762		9,563,180	
India	687,633		1,964,497		2,652,130	
Burma	4,615		...		4,615	
Singapore and Straits	624,330		67,338		691,668	
Gibraltar	1,995		...		1,995	
Malta		40		40	
Australia	336		10,055		10,391	
New Zealand	48		...		48	
British America	1,947		341,514		343,461	
United States of America	11,088,135		11,734,905		22,823,040	
Sandwich Islands	2,943		14,208		17,151	
Philippine Islands	63,930		1,397		65,327	
Mexico	61,925		12,800		74,725	
Continent of Europe, Russia excepted	19,667,715		19,261,419		38,929,134	
Russia: Batoum, etc.	1,845		1,583,680		1,585,525	
Russia <i>via</i> Odessa	3,314		165,731		169,045	
Russian Manchuria	117,121		865,743		982,864	
Corea	613,093		278,366		891,459	
Japan	11,554,913		6,603,768		18,158,681	
Formosa	45		...		45	
Cochin China, Tonkin, and Annam.	34,193		933		35,126	
Siam	62,442		2,296		64,738	
Java	17		...		17	
Sumatra	5,480		...		5,480	
Turkey in Asia, Persia, Egypt, } and Aden	142,576		1,362,549		1,505,116	
East Africa	133		...		133	
Algeria and Tunis		10,712		10,712	
Réunion	1,514		...		1,514	
Other places	70		...		70	
Hongkong	4,610,090		4,653,378		9,263,468	
Total to Foreign Countries	51,149,816		56,701,082		107,850,898	
Northern Ports	14,675,260		7,838,779		22,514,039	
Yangtze Ports	4,580,239		1,735,120		6,315,359	
Central Ports	568,470		4,191,111		4,759,581	
Southern Ports	5,858,318		6,980,980		12,839,298	
Total to Chinese Ports	25,682,287		20,745,990		46,428,277	
• GRAND TOTAL	76,832,103		77,447,072		154,279,175	

TABLE No. VI.—

a.—Table showing the Destinations of the various Goods forwarded.

DESCRIPTION OF GOODS.	Classifier of Quantity.	KIANGSU.		CHEHKIANG.		ANHWEI.	
		Quantity.	Value.	Quantity.	Value.	Quantity.	Value.
COTTON GOODS:—			<i>Hk. Ts</i>		<i>Hk. Ts</i>		<i>Hk. Ts</i>
Shirtings, Grey, English	<i>Pieces</i>	3,390	8,373	5,124	12,656
" " American	"	4,810	13,228	200	550
" White, English	"	2,648	12,207	1,250	5,763
White Irishes	"	50	185
Shirtings, White, Brocaded and Spotted	"
" Dyed, Plain	"	1,005	2,733
" " Brocaded and Spotted	"	70	262
T-Cloths, 32 inches	"	100	204	425	867
" 36	"	5,995	22,421
" Japanese, 32 inches	"
Drills, English	"	150	464
" Indian	"	90	274
" American	"	135	454	420	1,411
Jeans, English	"	60	150	1,000	2,500
" American	"
Sheetings, English	"	1,610	4,991
" American	"	580	1,804	260	808
" Japanese	"	60	162
Cotton Prints	"	36	73	709	1,432
Twills, Printed	"
Turkey Red Shirtings	"	25	112	25	112
" " Cambrics	"	175	737	325	1,368
Cotton Lastings, Plain	"	100	410
" " Figured	"	50	152	396	1,204
" " Italians, Plain	"	677	3,311	580	2,836
" " Figured	"
" " Lastings and Italians, Special Finish	"	30	167
" " Twills, Dyed	"	90	631
Dyed Drills	"	50	217
Cotton Figures, Dyed	"	50	207
Velvets	"	20	142	90	638
Handkerchiefs, Cotton	<i>Dozens</i>	300	132	2,200	968
Towels	"	120	60
Cotton Spanish Stripes	<i>Pieces</i>	6	40
" " Flannel	"	190	475	750	1,992
" " Japanese	"	120	409
Oxford Shirtings	"
Cotton Goods, Unclassed	"	40	220
" " Yarn, English	<i>Piculs</i>	66	2,164
" " Indian	"	6	133	6	133
" " Japanese	"	49	989
WOOLLEN GOODS:—							
Camlets, English	<i>Pieces</i>	70	763
Long Ells	"	20	114
Spanish Stripes	"	84	1,243
Cloth, Broad, Medium, and Habit	"	24	853
Union or Poncho Cloth	"	6	98
Italian Cloth	"	100	853
Woolen Yarn and Cord	<i>Piculs</i>	1	154

TRANSIT TRADE.

Under Transit Passes to the Interior during the Year 1902.

KIANGSI.		HONAN.		FUHKLEN.		SHANTUNG.		TOTAL.	
Quantity.	Value.	Quantity.	Value.	Quantity.	Value.	Quantity.	Value.	Quantity.	Value.
	<i>Hk. Ts</i>		<i>Hk. Ts</i>		<i>Hk. Ts</i>		<i>Hk. Ts</i>		<i>Hk. Ts</i>
590	1,457	9,104	22,486
...	5,010	13,778
1,900	8,759	1,140	5,255	6,938	31,984
...	50	185
200	710	200	710
...	1,005	2,733
380	1,421	450	1,683
...	600	1,224	1,125	2,295
175	655	6,170	23,076
...	340	449	340	449
...	15	46	165	510
...	90	274
30	101	585	1,966
...	1,060	2,650
...	20	57	20	57
670	2,077	2,280	7,068
...	840	2,612
...	60	162
497	1,004	60	121	1,302	2,630
42	89	42	89
25	112	75	336
25	105	525	2,210
200	820	100	410	400	1,640
202	614	100	304	748	2,274
407	1,990	200	978	1,864	9,115
60	283	60	283
...	30	167
...	90	631
...	50	217
...	50	207
...	110	780
...	2,500	1,100
...	120	60	240	120
30	126	12	57	48	223
260	647	40	97	1,240	3,211
...	120	409
180	235	180	235
...	40	220
...	66	2,164
...	12	266
6	126	55	1,115
...
...
30	326	10	109	110	1,198
...	20	114
48	710	6	89	138	2,042
6	213	6	213	36	1,279
12	195	18	293
...	100	853
...	1	77	2	231

a.—Table showing the Destinations of the various Goods forwarded

DESCRIPTION OF GOODS.	Classifier of Quantity.	KIANGSU.		CHEH KIANG.		ANHWEI.	
		Quantity.	Value.	Quantity.	Value.	Quantity.	Value.
MISCELLANEOUS PIECE GOODS:—			<i>Hk. Tā</i>		<i>Hk. Tā</i>		<i>Hk. Tā</i>
Plush	<i>Pieces</i>	2	120	12	195
METALS:—							
Iron, Nail-rod	<i>Piculs</i>	814	2,402	39	116	290	855
" Bar	"	76	229	35	104	73	218
" Hoop	"	8	38	7	32
" Sheets and Plates	"	17	57
" Wire	"	10	46	35	172
" " Galvanized	"
" " Cobbles	"	5	12	60	138	25	37
" Old Iron Plates	"	90	153	180	266
" " Horseshoes	"	792	1,449	20	40	195	376
" " Wire	"	61	115	147	227	135	211
" " Rope	"
" " Hoops	"	31	62	8	15
" " Scraps	"	146	212	67	98	68	121
" " Unclassed	"	1,326	1,639	191	373	568	1,048
" Iron Nails	"	26	106	18	77	238	951
" Tinplates	"	2	12
" Lead, in Pigs	"	312	1,744	3,973	22,168
" " Bars	"	388	1,939
" Steel, Bamboo or Bars	"	43	238	61	337	130	719
" " Mild, Hoops	"	2	10
" " Cuttings	"	11	26	39	93	2	5
" Zinc, Sheets	"	13	142
SUNDRIES:—							
Bags, Gunny	<i>Pieces</i>	2,000	80
Coal	<i>Tons</i>	599	3,003	2,576	12,916	25	125
Dyes, Aniline	<i>Value</i>	1,222	...	1,088
Flints	<i>Piculs</i>	78	44	260	146
Mangrove Bark	"	27	30	1,032	1,167
Matches, Wood, Japan	<i>Gross</i>	1,600	384	15,400	3,696	6,050	1,452
Oil, Kerosene, American	<i>Gallons</i>	12,850	1,801	33,250	4,574	19,200	2,644
" " Russian, imported } " " in bulk	"	4,450	504	7,000	589
" " Sumatra, imported } " " in bulk	"	1,538,130	121,332	1,113,370	86,740	116,800	8,947
Sandalwood	<i>Piculs</i>	319	3,368	20	216	54	567
Seaweed, 1st Quality	"	1,166	3,033	77	199	63	164
Sugar, Brown	"	2,967	12,254	125	518	514	2,123
" White	"	234	1,116	52	249
" Refined	"	471	2,360	216	1,085	242	1,212
" Candy	"	1,015	6,627	16	107
Timber, Planks, Soft-wood	<i>Sq. feet</i>	109,626	3,276	105,098	3,140
Wood, Camagon	<i>Piculs</i>	1,420	3,095
Sundries, Unenumerated	<i>Value</i>	...	1,734	...	2,484	...	3,008
TOTAL	<i>Hk. Tā</i>		214,336		122,038		125,817
CHINESE COTTON GOODS*:—							
Cotton Yarn, Shanghai	<i>Piculs</i>	705	15,863
GRAND TOTAL	<i>Hk. Tā</i>		230,199		122,038		125,817

* Steam Factory

under Transit Passes to the Interior during the Year 1902—Continued.

KIANGSI.		HONAN.		FUHKIEN.		SHANTUNG.		TOTAL.	
Quantity.	Value.	Quantity.	Value.	Quantity.	Value.	Quantity.	Value.	Quantity.	Value.
	Hk. <i>fts</i>		Hk. <i>fts</i>		Hk. <i>fts</i>		Hk. <i>fts</i>		Hk. <i>fts</i>
10	175	24	490
8	25	168	495	1,319	3,893
...	185	553	369	1,104
...	...	28	127	106	483	149	680
...	9	31	26	88
...	...	7	35	77	371	129	624
5	6	5	6
...	90	207
200	378	470	797
960	1,769	1,700	3,128	3,667	6,762
255	410	2	4	95	144	695	1,111
140	203	140	203
17	34	118	252	174	363
460	770	3,338	5,815	4,079	7,016
1,090	1,313	105	69	335	277	3,615	4,719
2	9	284	1,143
...	2	12
44	244	14	80	6	33	4,349	24,269
...	388	1,939
10	55	25	138	113	625	382	2,112
3	11	6	25	11	46
...	52	124
...	13	142
...	...	41,300	3,642	43,300	3,722
...	3	15	3,203	16,059
...	199	28	2,537
...	...	1,834	1,027	168	94	2,340	1,311
...	1,059	1,197
...	23,050	5,532
...	...	5,000	940	500	68	70,800	10,027
...	5,000	405	16,450	1,498
95,150	7,256	19,100	1,468	105,400	7,296	6,000	461	2,993,950	233,500
19	197	412	4,348
79	204	213	554	1,598	4,154
26	109	1,122	4,632	4,754	19,636
67	321	77	365	430	2,051
336	1,681	566	2,835	1,831	9,173
8	51	67	435	1,106	7,220
...	214,724	6,416
...	...	39	85	1,459	3,180
...	826	...	644	...	174	...	507	...	9,377
...	39,021	...	17,080	...	17,532	...	13,294	...	549,118
...	705	15,863
...	39,021	...	17,080	...	17,532	...	13,294	...	564,981

b.—Table showing the Provinces from which Native Goods

DESCRIPTION OF GOODS.	Classifier of Quantity.	KIANGSU.		CHERKIANG.		ANHWEI.	
		Quantity.	Value.	Quantity.	Value.	Quantity.	Value.
			<i>Hk. Ts</i>		<i>Hk. Ts</i>		<i>Hk. Ts</i>
Cotton, Raw.....	<i>Piculs</i>	378	6,260
Feathers, Duck.....	"	1,005	6,552
Ground-nuts.....	"	6,588	21,608
Hair, Human.....	"	27	270
Hides, Cow and Buffalo.....	"	1,354	28,034	2,056	42,559
Lily Flowers, Dried.....	"	84	756
Medicines.....	"	170	574
Oil, Bean.....	"	100	660
" Ground-nut.....	"	5,511	42,709	500	3,875
Pears, Fresh.....	"
Seed, Sesamum.....	"	56,923	267,538	77,728	365,320
Silk, Raw, White.....	"	8	3,200	17	6,720	8	3,324
" " Wild.....	"	5	750
" reeled from Dupions.....	"	6	894
" Cocoons, Whole.....	"	25,597	3,199,612	19,309	2,413,579	320	40,045
" " Pierced.....	"	701	38,562	528	29,059
" Refuse or Waste.....	"	2,309	138,576	4,617	277,006	79	4,748
" Cocoons, Strippings.....	"	180	2,342	294	3,823
" " Refuse.....	"	73	1,151	6	90
" Wadding.....	"	3	453
" " Old.....	"	21	84	2,606	10,982	1	45
Skins (Furs), Goat.....	<i>Pieces</i>	5,400	2,393
Straw Braid.....	<i>Piculs</i>	542	24,408
" " Mottled.....	"	574	16,080
Tallow, Animal.....	"	250	2,500	14	144	875	8,750
Wool, Sheep's.....	"	443	5,180	5,496	64,308	113	1,322
TOTAL.....	<i>Hk. Ts</i>		3,804,396		2,806,461		475,988

were brought under Transit Passes during the Year 1902.

KIANGSI.		HONAN.		FUHKIEN.		SHANTUNG.		TOTAL.	
Quantity.	Value.	Quantity.	Value.	Quantity.	Value.	Quantity.	Value.	Quantity.	Value.
	<i>Hk. Ts</i>		<i>Hk. Ts</i>		<i>Hk. Ts</i>		<i>Hk. Ts</i>		<i>Hk. Ts</i>
...	378	6,260
...	1,005	6,532
...	6,588	21,608
...	27	270
...	...	193	3,995	3,603	74,588
...	84	756
...	170	574
...	100	660
...	6,011	46,584
...	2,980	6,010	2,980	6,010
...	...	55,347	260,133	3,300	15,510	193,298	908,501
...	33	13,244
...	5	750
...	6	894
...	45,226	5,653,236
...	1,229	67,621
...	...	60	3,600	7,065	423,930
...	474	6,165
...	79	1,241
...	3	453
...	2,628	11,111
...	5,400	2,393
...	...	6,200	279,000	2,090	94,050	8,832	397,458
...	574	16,080
...	20	200	1,159	11,594
...	...	50	585	6,102	71,395
...	547,313	115,770	...	7,749,928

c.—Table showing the Number of Passes issued for, and the Amount of Duties collected the various Nationalities.

QUARTER.	BRITISH.		AMERICAN.		GERMAN.	
	No. of Passes.	Transit Dues.	No. of Passes.	Transit Dues.	No. of Passes.	Transit Dues.
		<i>Hk. Tk. m. c. c.</i>		<i>Hk. Tk. m. c. c.</i>		<i>Hk. Tk. m. c. c.</i>
1st quarter.....	21	91.7.6.3
2nd ".....	3	9.0.2.3	9	35.2.9.9
3rd ".....	2	5.7.1.2	85	169.7.5.8
4th ".....	8	14.9.1.6	156	205.8.3.1
TOTAL.....	10	20.6.2.8	3	9.0.2.3	271	502.6.5.1

* Not including 21 Passes

d.—Table showing the Number of Passes surrendered for, and the Amount of Duties collected the various Nationalities.

QUARTER.	BRITISH.		AMERICAN.		GERMAN.		FRENCH.		NORWEGIAN.	
	No. of Passes.	Transit Dues.	No. of Passes.	Transit Dues.	No. of Passes.	Transit Dues.	No. of Passes.	Transit Dues.	No. of Passes.	Transit Dues.
		<i>Hk. Tk. m. c. c.</i>		<i>Hk. Tk. m. c. c.</i>		<i>Hk. Tk. m. c. c.</i>		<i>Hk. Tk. m. c. c.</i>		<i>Hk. Tk. m. c. c.</i>
1st quarter.....	37	1,708.8.9.9	7	288.4.4.1	4	213.7.5.6	50	2,000.6.0.9
2nd ".....	114	11,138.8.6.3	18	627.3.5.1	46	6,102.3.8.4	123	12,655.2.8.2
3rd ".....	106	8,226.2.7.2	15	410.3.5.1	30	2,303.4.1.6	176	17,447.6.2.5
4th ".....	107	4,193.7.0.1	6	207.6.1.3	32	618.0.5.5	60	2,779.0.0.2	...	223.1.0.0
TOTAL.....	364	25,267.7.3.5	46	1,533.7.5.6	112	9,237.6.1.1	409	34,882.5.1.8	...	223.1.0.0

On, Foreign Goods forwarded to the Interior under Transit Passes, as divided between during the Year 1902.

ITALIAN.		CHINESE.		TOTAL.		QUARTER.
No. of Passes.	Transit Dues.	No. of Passes.	Transit Dues.	No. of Passes.	Transit Dues.	
	<i>Hk. Tk m. c. c.</i>		<i>Hk. Tk m. c. c.</i>		<i>Hk. Tk m. c. c.</i>	
...	...	1,679	2,593.1.7.7	1,700	2,684.9.4.0	1st quarter.
2	1.8.6.5	1,067	2,684.2.0.1	1,981	2,730.3.8.8	2nd "
...	...	1,252	2,248.3.6.7	1,339	2,423.8.3.7	3rd "
...	...	2,632	3,779.6.8.8	2,796	4,000.4.3.5	4th "
2	1.8.6.5	7,530	11,305.4.3.3	7,816 *	11,839.6.0.0TOTAL.

for Chinese Cotton Goods.

on, Native Goods brought from the Interior under Transit Passes, as divided between during the Year 1902.

AUSTRIAN.		ITALIAN.		JAPANESE.		SWISS.		CHINESE.		TOTAL.		QUARTER.
No. of Passes.	Transit Dues.	No. of Passes.	Transit Dues.	No. of Passes.	Transit Dues.	No. of Passes.	Transit Dues.	No. of Passes.	Transit Dues.	No. of Passes.	Transit Dues.	
	<i>Hk. Tk m. c. c.</i>		<i>Hk. Tk m. c. c.</i>		<i>Hk. Tk m. c. c.</i>		<i>Hk. Tk m. c. c.</i>		<i>Hk. Tk m. c. c.</i>		<i>Hk. Tk m. c. c.</i>	
...	56.5.5.0	98	4,268.2.5.5	1st quarter.
1	33.7.5.0	66	17,185.9.0.6	84.6.1.5	368	47,828.1.5.1	2nd "
...	...	38	8,380.7.3.5	...	7.0.0.0	81.9.4.5	365	36,857.3.4.4	3rd "
...	...	1	81.8.4.5	2	67.4.0.0	...	25.4.7.0	...	316.7.2.2	208	8,512.9.0.8	4th "
1	33.7.5.0	105	25,648.4.8.6	2	74.4.0.0	...	25.4.7.0	...	539.8.3.2	1,039	97,466.6.5.8TOTAL.

TABLE No. VII.—DUTIES.

a.—Duties paid under each Flag, for the Year ended 31st December 1902.

FLAG.	IMPORT.	EXPORT.	COAST TRADE.	TONNAGE.	TRANSIT.	OPIUM LIKIN.	TOTAL.
	<i>Hk. Tk m.c.c.</i>	<i>Hk. Tk m.c.c.</i>	<i>Hk. Tk m.c.c.</i>	<i>Hk. Tk m.c.c.</i>	<i>Hk. Tk m.c.c.</i>	<i>Hk. Tk m.c.c.</i>	<i>Hk. Tk m.c.c.</i>
British	4,467,734.7.0.3	621,701.1.6.2	169,112.9.5.0	318,837.6.0.0	25,288.3.6.3	676,975.4.0.0	6,279,650.1.7.8
American	172,819.6.6.7	42,408.5.1.5	548.1.9.8	22,510.1.0.0	1,542.7.7.9	...	239,829.2.5.9
German	736,446.3.5.4	204,611.0.6.2	32,941.8.1.9	100,310.9.0.0	9,740.2.6.2	318,464.0.0.0	1,402,514.3.9.7
French	140,942.7.2.8	138,442.8.3.4	...	17,404.8.0.0	34,882.5.1.8	171,601.2.4.0	503,274.1.2.0
Dutch	20,886.5.6.1	46.2.5.0	...	1,224.8.0.0	22,157.6.1.1
Danish	12,149.8.2.1	3,249.2.2.4	612.3.4.0	4,879.2.0.0	...	5,760.0.0.0	26,650.5.8.5
Spanish	10,475.9.7.2	1,189.2.0.0	11,665.1.7.2
Norwegian	81,367.6.9.2	29,025.7.8.0	879.9.7.8	11,047.2.0.0	223.1.0.0	4,704.0.0.0	127,247.7.5.0
Russian	16,922.2.8.4	28,212.7.0.0	193.6.4.9	20,412.1.0.0	...	2.0.0.0	65,742.7.3.3
Austrian	95,228.8.8.4	1,157.6.6.8	...	3,528.8.0.0	33.7.5.0	1,344.0.0.0	101,293.1.0.2
Italian	0.6.0.0	25,650.3.5.1	...	25,650.9.5.1
Japanese	676,358.5.8.2	156,041.7.3.6	25,523.8.4.8	94,946.3.0.0	74.4.0.0	16,527.2.0.0	969,472.0.6.6
Corean	9.0.3.0	269.6.5.2	278.6.8.2
Non-Treaty Powers	25.4.7.0	...	25.4.7.0
Chinese	156,967.9.5.8	227,237.6.1.8	168,078.1.8.2	23,473.8.0.0	11,845.2.6.5	277.6.0.0	587,880.4.2.3
On Opium	448,371.1.6.5	1,796.8.0.2	577.2.7.4	450,745.2.4.1
TOTAL	7,036,681.4.0.1	1,454,201.0.0.3	398,468.2.3.8	619,765.4.0.0	109,306.2.5.8	1,195,655.4.4.0	10,814,077.7.4.0*

* 566 Drawbacks marked for cash payment during the year, to be deducted from this total.....*Hk. Tk* 16,022.7.3.6

b.—Comparative Table of Duties collected, for the Years 1893 to 1902.

YEARS.	IMPORT (exclusive of Opium).	EXPORT (exclusive of Opium).	COAST TRADE (exclusive of Opium).	OPIUM (Import, Export, and Coast Trade).	TONNAGE.	TRANSIT.	OPIUM LIKIN.	TOTAL.
	<i>Hk. Tk m.c.c.</i>	<i>Hk. Tk m.c.c.</i>	<i>Hk. Tk m.c.c.</i>	<i>Hk. Tk m.c.c.</i>	<i>Hk. Tk m.c.c.</i>	<i>Hk. Tk m.c.c.</i>	<i>Hk. Tk m.c.c.</i>	<i>Hk. Tk m.c.c.</i>
1893.....	2,573,192.0.7.4	1,053,342.6.3.4	194,052.8.4.6	483,508.9.5.0	225,266.7.0.0	63,361.8.4.5	1,289,220.4.0.0	5,881,945.4.4.9
1894.....	2,942,167.4.6.3	1,180,778.0.5.8	190,954.1.9.6	485,911.5.7.8	307,547.3.0.0	68,425.8.7.7	1,294,223.9.4.0	6,470,008.4.1.2
1895.....	2,647,253.2.9.7	1,411,260.2.1.8	206,036.0.9.5	421,340.8.5.0	282,940.0.5.8	92,060.6.2.2	1,122,794.2.0.0	6,183,685.3.4.0
1896.....	4,202,506.6.6.7	1,372,724.9.7.9	234,534.1.2.8	433,209.0.2.5	376,715.2.0.0	121,785.9.9.2	1,150,010.8.0.0	7,891,486.7.9.1
1897.....	3,811,519.1.3.5	1,425,647.6.7.8	263,637.0.3.4	423,623.2.7.6	374,500.7.0.0	72,389.4.7.7	1,125,453.5.0.0	7,496,770.8.0.0
1898.....	3,490,856.4.3.8	1,189,379.6.0.7	242,647.2.0.8	405,911.4.9.4	401,020.6.0.0	99,098.3.8.9	1,078,280.6.0.0	6,907,194.3.3.6
1899.....	3,964,295.7.5.7	1,581,791.6.9.3	335,936.5.1.5	478,364.2.4.4	384,939.6.0.0	101,490.1.5.2	1,274,026.9.8.0	8,120,844.9.4.1
1900.....	3,581,089.3.4.4	1,288,079.3.6.5	233,563.5.0.2	395,212.7.9.0	480,988.0.0.0	84,656.9.4.0	1,053,797.1.2.0	7,117,387.0.6.1
1901.....	4,053,509.7.9.5	1,656,450.5.7.7	268,065.2.3.3	416,838.6.2.3	544,449.4.0.0	104,786.8.1.9	1,108,595.8.6.0	8,152,696.2.4.7
1902.....	6,588,310.2.3.6	1,452,404.2.0.1	397,890.9.6.4	450,745.2.4.1	619,765.4.0.0	109,306.2.5.8	1,195,655.4.4.0	10,814,077.7.4.0

B.—SPECIAL TABLES.

TABLE No. I.—IMPORT TRADE.

Comparative Table of the principal Articles of Import, for the Years 1893 to 1902.

DESCRIPTION OF GOODS.	Classifier of Quantity.	1893.	1894.	1895.	1896.	1897.	1898.	1899.	1900.	1901.	1902.
OPIUM:—											
Maiwa	Piculs	4,392	5,215	5,011	4,309	3,273	3,844	4,367	3,290	3,232	2,513
Patna	"	7,010	7,178	5,493	6,484	6,799	5,832	6,512	5,346	5,981	7,253
Benares	"	4,710	3,802	3,511	3,581	3,983	4,786	5,028	4,536	4,645	5,076
COTTON GOODS:—											
Shirtings, Grey	Pieces	...	777,185	573,808	539,413	...	462,814	58,577	1,048,686	...	1,132,537
" " Indian	"	8,990	...	100	24,190	...	40	8,580
" " American	"	282,165
" " Japanese	"	6,432
" " White, Plain	"	53,941	833,803	...	480,049	184,923	67,743	257,731	559,878	154,933	27,408
" " " American	"	3,912
White Irishes	"	14,867	35,487	40,846	28,685	14,710	36,199	26,312	61,646	83,580	34,917
" Cotton Lenos	"	...	31,950	...	7,105	...	1,112	31,677	6,501
Shirtings, Dyed, Plain	"	...	669	3,507	31,996	14,921	18,183	37,258
" " Dyed, Figured, Bro- caded, & Spotted }	"	61,772	178	...	63,740	20,112	46,127	44,990	21,705
T-Cloths	"	172,281	46,468	283,270	179,230	87,681	129,018	92,484	75,813	94,319	239,531
" " Indian	"	15,289	79,495	226,278	...	142,386	55,280	59,778	150	2,428	20,896
" " Japanese	"	...	550	8,347	1,323	3,092	36,377	44,312	21,891	42,762	64,605
Drills, American	"	6,622	105,942	...	184,815	207,784	...	113,581	106,593	49,369	182,258
Sheetings, English	"	53,269	73,981	187,369	409,638	...	33,022	162,402	165,680	...	132,765
" " American	"	56,510	268,970	...	595,117	165,801	...	489,569	619,532	...	873,869
Turkey Red Shirtings & Cambrics	"	...	2,651	22,680	102,352	...	7,089	30,191	93,454	...	7,868
Cotton Italians, Plain	"	6,041	84,402	...	78,271	96,921	...	23,563	181,887	280,900	...
Muslins	"	42,096	...	24,614	88,790	9,378	...	37,954	53,998	60,753	...
Handkerchiefs, Cotton	Dozens	243,468	33,016	38,817	658,674	27,730	32,049	273,913	228,428	99,494	428,594
Cotton Flannel	Pieces	125,733	16,065	11,326	123,336	41,988	38,900	189,783	152,679	121,185	...
" " Japanese	"	...	40,950	57,566	20,398	20,435	17,296	46,533	28,486	20,261	11,129
" " Yarn, English	Piculs	...	14,430	...	2,495	...	8,552	8,414	...
" " Indian	"	...	33,532	3,042	75,344	188,501	188,934
" " Japanese	"	1,565	25,990	2,663	60,742	36,472	40,417	45,136	16,584	21,283	36,976
WOOLLEN GOODS:—											
Candlets, English	Pieces	9,400	6,243	9,969	4,965	4,252	...	5,419	...	5,406	...
Lastings	"	2,490	10,804	20,176	...	5,537	3,640
Spanish Stripes	"	11,792	3,201	8,602	19,144	8,163	4,225	7,097	2,556	14,136	7,509
Blankets and Rugs	Pairs	22,561	...	1,333	4,278	4,857	28,613	17,640	12,377
Italian Cloth, Plain and Figured	Pieces	43,355	18,716	...	76,758	40,362	6,943	...	10,577	32,042	25,843
Woollen Goods, Unclassed	"	1,112	3,855	1,634	3,543	2,816	1,895	3,492	3,496	2,879	3,126
" " Yarn and Cord	Piculs	430	556	800	1,128	313	...	1,386	846	794	...
MISCELLANEOUS PIECE GOODS:—											
Silk and Cotton Mixtures, } Japanese	Piculs	...	81	411	947	986	374	622	485	303	...
Woollen and Cotton Mixtures..	Pieces	...	611	265	1,621	1,707	1,171	1,415	2,886	4,862	5,077
METALS:—											
Iron, Nail-rod and Bar	Piculs	77,670	139,961	65,844	248,084	22,910	206,027	37,550	61,204	83,136	121,625
" " Sheets & Plates	"	5,987	7,912	28,789	37,651	16,812	20,557	49,659	60,813	25,634	25,193
" " " Galvanized	"	8,127	11,141	2,959	13,956	13,679	12,491	7,115	42,069	4,722	10,904
" " Nails	"	2,833	4,714	3,589	15,076	969	21,872	6,832	5,248	12,105	6,499
" " Castings	"	1,505	12,264	20,069	3,150	22,870	978
Lead, in Pigs and Bars	"	...	36,320	9,434	13,357	10,377	14,133	22,926	15,474	31,565	10,663
Copper Ingots	"	4,026	...	1,096	...	5,061	6,538	4,756	2,986	1,145	5,483
Steel, Sheets and Plates	"	4,618	6,620	...	7,677	7,264	723	17,561	12,513	5,617	2,881
" " Mild, Angles	"	90	241	436	12,556	8,887	5,690	7,366
" " Sheets and Plates..	"	3,122	3,955	5,675	36,763	37,955	14,227	25,201
Zinc, Sheets and Plates	"	4,228	...	3,511	6,630	3,251	2,958	4,406	2,378	3,736	2,973
SUNDRIES:—											
Bags, Gunny	Pieces	2,172,919	1,971,503	4,864,925	814,415	...	648,687	1,708,492	828,341	3,489,964	1,224,216
Beer and Porter	{ Value, Hk. Ts }	55,035	56,699	99,254	106,850	95,067	109,548	139,730	104,953	280,453	104,812

Comparative Table of the principal Articles of Import—Contd.

DESCRIPTION OF GOODS.	Classifier of Quantity.	1893.	1894.	1895.	1896.	1897.	1898.	1899.	1900.	1901.	1902.
SUNDRIES, continued:—											
Birds Nests.....	Catties	18,451	33,745	37,825	45,244	33,380	31,343	37,540	37,484	44,705	38,697
Butter and Cheese.....	Value, Hk. Tls.	50,132	67,868	56,137	74,821	71,117	71,258	106,167	68,972	177,192	113,058
Candles.....	Piculs	1,968	7,683	3,581	4,345	3,143	1,793	9,670	10,670	4,159	7,331
Cigarettes.....	Value, Hk. Tls.	57,278	120,175	151,541	244,804	334,712	458,342	449,174	532,330	957,335	726,835
Cigars.....	"	58,115	88,334	93,831	100,089	82,903	78,953	129,236	135,890	204,590	123,551
Clothing.....	"	62,040	75,941	50,417	93,992	84,188	79,795	114,647	126,152	169,186	157,617
Coal.....	Tons	159,735	213,584	232,764	215,701	176,524	279,807	301,296	200,604	358,300	304,167
Cotton, Raw.....	Piculs	...	299	2,911	19,323	47,486	109,486	162,377	88,364	162,430	187,786
Dyes and Colours, Aniline.....	Value, Hk. Tls.	89,961	292,548	...	349,704	214,780	96,623	19,068	416,444	76,703	230,223
Flour.....	Piculs	17,832	21,881	20,466	30,747	26,734	17,794	25,959	48,614	57,995	33,135
Ginseng, Corean.....	"	5	4	1	114	80	79	61	195	19	71
" Japan.....	"	492	828	598	826	1,607	1,259	1,393	1,359	1,774	1,143
" American, Clarified.....	"	248	294	261	263	130	106	228	84	116	50
Glass, Window.....	Boxes	30,767	30,629	7,311	26,915	34,546	9,623	29,911	33,506	...	53,515
Haberdashery and Millinery.....	Value, Hk. Tls.	21,517	25,172	36,133	85,849	55,567	91,545	40,887	139,584	169,348	208,129
Hardware.....	"	39,255	35,738	36,011	109,315	83,971	92,382	170,254	140,399	123,838	165,492
Indigo, Liquid.....	Piculs	19,991	28,963	35,569	40,792	47,742	36,419	54,559	33,491	59,073	23,626
Lamps and Lampware.....	Value, Hk. Tls.	74,864	37,170	39,222	133,900	117,553	71,486	69,475	104,972	130,406	190,149
Leather.....	Piculs	2,778	3,183	2,796	3,380	5,186	4,800	6,775	6,154	9,741	8,694
Liqueurs.....	Value, Hk. Tls.	10,668	7,371	20,022	5,166	14,756	30,255	39,710	45,625	114,022	54,435
Machinery.....	"	516,838	794,031	1,357,522	1,550,560	1,682,576	823,780	573,117	619,579	183,886	275,584
Mats, Straw and Rush.....	Pieces	1,973,198	1,734,316	1,828,246	1,818,393	1,687,521	1,503,770	2,005,407	1,203,479	1,960,501	1,653,018
Milk, Condensed, in Tins.....	Dozens	30,372	10,139	24,677	21,216	4,636	39,051	11,344	26,723	79,014	174
Morphia.....	Ounces	26,619	40,209	59,515	63,510	62,638	70,076	121,114	85,545	102,724	141,038
Oil, Kerosene, American.....	Galls.	2,311,656	17,520,984	1,561,826	7,675,965	5,289,614	12,824,792	2,563,173	2,055,481	10,942,065	12,610,157
" " Russian.....	"	1,045,830	501,700	652,920	...	3,477,100	1,283,730	4,032,250	...
" " in bulk.....	"	...	1,362,200	3,284,120	2,971,820	4,329,850	1,551,290	6,207,278	6,784,818	1,644,819	...
" " Sumatra.....	"	623,263	328,505
" " in bulk.....	"	2,337,028	5,557,935	3,192,672	4,102,161	15,646,868	5,522,587
" Engine.....	"	35,903	23,405	77,003	134,098	147,854	190,878	165,796	337,217	184,980	292,753
Paints, Assorted.....	Piculs	6,115	5,170	6,618	10,996	6,799	8,826	10,074	10,998	13,523	7,529
Paper.....	"	6,630	1,901	2,871	3,675	4,829	3,742	10,453	5,855	3,925	2,551
" Printing.....	Reams	5,981	6,059	7,951	9,694	14,446	20,245	46,330	66,497	40,954	63,919
" " Japanese.....	Value, Hk. Tls.	10,305	9,524	25,233	10,238	15,900	5,885	51,797
Pearls, Real.....	"	60,000	66,431	235,542	88,360
Perfumery.....	"	25,796	25,717	34,744	43,408	37,687	33,577	61,271	47,939	43,086	84,363
Photographic Materials.....	"	23,707	34,232	20,789	23,212	25,306	31,118	34,134	37,472	75,303	54,669
Prawns and Shrimps, Dried.....	Piculs	6,283	6,011	7,742	7,046	8,435	5,935	6,652	4,195	4,020	4,875
Sandalwood.....	"	7,926	19,962	3,923	33,747	6,841	8,699	15,500	17,139	18,371	21,167
Sharks Fins, White.....	"	1,911	1,494	1,497	1,765	2,028	1,719	1,732	1,293	2,208	2,031
Shoes and Boots, Leather and Rubber.....	Pairs	14,217	11,952	11,214	21,356	25,776	18,061	25,384	27,975	32,887	32,397
Soap, Bar and Toilet.....	Piculs	55,747	45,888	35,554	58,594	39,744	47,263	55,049	56,790	63,300	59,709
Soda.....	"	1,754	1,208	1,249	2,241	218	3,790	6,697	2,895	46,452	...
Spirits.....	Value, Hk. Tls.	53,788	66,248	89,388	74,445	105,356	102,869	146,880	132,098	328,580	141,915
Stationery.....	"	61,513	64,870	78,276	104,791	146,388	175,006	187,187	239,210	265,730	341,207
Stores, Household.....	"	108,671	108,052	168,319	173,715	176,766	211,911	240,561	135,728	514,645	220,916
Sugar, Brown.....	Piculs	201,860	177,936	108,614	75,998	227,309	83,547	78,916	16,274	144,438	345,290
" Refined.....	"	166,916	81,031	161,963	134,151	152,899	152,522	144,028	85,606	179,358	129,715
Timber, Beams, Hard-wood.....	Cub. ft.	173,783	252,234	314,977	495,196	634,389	290,823	413,184	213,029	546,191	437,740
" " Teak.....	"	6,496	...	2,055	19,895	67,304	36,743	74,548	169,762
" Planks, Hard-wood.....	"	427,607	395,721	460,323	590,819	653,084	391,337	347,588	284,328	641,269	635,384
" " Soft-wood.....	Sq. feet	15,114,930	11,682,630	17,517,637	30,733,554	16,887,536	5,948,501	15,217,064	14,905,187	19,227,172	24,903,023
Wine.....	Value, Hk. Tls.	119,193	87,932	125,485	194,721	159,413	93,644	185,933	93,049	277,174	117,515

TABLE No. 2.—EXPORT TRADE.

Comparative Table of the principal Articles of Export, for the Years 1893 to 1902.

DESCRIPTION OF GOODS.	Classifier of Quantity.	1893.	1894.	1895.	1896.	1897.	1898.	1899.	1900.	1901.	1902.
COTTON GOODS *:—											
Sheetings	Pieces	26,700	13,890	48,440	29,360	23,460	35,095
Cotton Yarn	Piculs	23	27	14,293	10,421	107,661	211,880	266,912	211,447	210,146	183,974
SUNDRIES:—											
Beancake	Piculs	55	19,158	90,122	776	13	138	924	18,200	409,241	228,916
Beans	"	118,764	162,819	110,708	57,286	49,700	57,815	162,262	139,127	105,149	67,720
Books, Printed	"	5,541	6,420	4,179	5,749	8,529	9,328	6,805	6,116	6,167	21,825
Caps, Silk	Pieces	234,985	200,169	163,953	255,405	266,519	209,228	327,149	249,653	372,302	336,568
Carpets	"	29,836	28,256	26,684	27,415	34,049	29,444	31,296	25,603	23,924	24,708
Cigarettes	Piculs	124	51	223	515	856	1,209	1,924	1,655
Cloth, Native (Nankeens).....	"	26,989	24,360	47,944	38,402	47,905	51,309	55,838	40,444	69,205	71,687
Clothing, Cotton	"	6,646	2,162	4,092	5,648	1,430	1,176	750	1,372	2,272	484
Cotton, Raw	"	652,816	854,829	996,066	516,184	689,917	485,196	365,376	593,267	279,039	621,273
" Ginned	"	7,567	4,738	...	248	90
Eggs, Fresh	Pieces	12,358,360	6,321,840	9,844,920	27,722,620	33,307,110	46,029,210	65,034,980	96,773,006	101,549,458	87,912,750
Flour, Shanghai Mill.....	Piculs	346	43,108	50,408	92,133	190,189	217,481
Furniture	{ Value, Hk. Fa }	9,206	9,717	...	27,539	43,149	50,018	71,360	50,436	92,225	112,563
Ground-nuts	Piculs	81,283	98,762	68,457	73,133	85,099	67,479	30,593	45,584	54,373	36,179
Hams	"	5,325	3,658	5,621	6,213	8,452	4,993	4,801	6,040	6,448	11,828
Hides, Cow and Buffalo.....	"	2,460	1,309	1,631	2,148	1,433	6,105	9,165	7,434	5,803	14,075
Lard	"	16,601	22,316	23,499	23,651	17,885	15,206	11,632	15,133	26,728	26,404
Machinery	{ Value, Hk. Fa }	6,187	48,806	10,606	20,360	44,348	17,812	60,612	42,282	31,561	47,514
Medicines	"	3,921	3,876	3,309	5,003	13,922	22,740	62,025	45,718	36,046	69,117
Oil, Ground-nut	Piculs	39,549	82,297	92,071	125,575	145,605	155,724	113,857	45,184	128,237	127,867
Pearls, Real	{ Value, Hk. Fa }	9,600	330,470	603,184
Pottery and Earthenware	Piculs	45,036	13,728	16,065	17,396	12,787	16,202	18,804	15,900	18,337	41,674
Preserves	"	4,835	2,656	6,768	6,124	5,656	5,080	6,335	2,602	7,268	8,970
Rice	"	465,720	254,032	1,401,017	2,003,923	1,236,233	127,116	1,307,746	892,521	2,536,704	797,398
" Duty Free	"	1,461,553	2,678,067	3,014,227	175,613	68,009	74,080	150,281	364,229	414,928	481,809
" Tribute	"	720,657	976,574	509,270	1,130,758	1,289,104	1,046,170	1,458,288	1,172,678	978,402	1,392,762
Seed Cake	"	92,006	133,168	191,372	257,236	134,487	214,714	175,038	226,093	191,241	186,957
" Cotton	"	1,961	439,025	751,734	473,308	604,750	521,272	532,336	435,854	342,527	454,000
" Sesamum	"	2,000	7,115	10,792	2,936	9,593	3,884	2,427	24,004	42,933	200,745
Sheep and Goats	No.	30,612	33,373	35,877	34,149	34,434	33,431	34,636	44,429	41,906	46,176
Shoes and Boots, Silk and Cotton	Pairs	79,592	80,881	95,418	105,927	108,340	103,030	133,373	146,663	252,230	353,347
Silk, Raw, White	Piculs	42,734	38,158	33,484	24,725	28,197	26,942	35,669	17,970	22,874	18,753
" Re-reeled	"	...	5,869	14,016	10,057	13,788	10,744	17,214	9,477	15,746	15,118
" Shanghai Steam Filature	"	...	4,344	6,276	5,293	11,429	7,207	11,422	6,242	12,601	12,338
" Cocoons	"	5,462	5,031	6,409	7,181	7,476	6,433	8,355	5,202	4,234	7,489
" Refuse or Waste	"	16,509	17,184	16,327	9,707	15,524	19,344	21,037	12,419	16,010	13,997
" Noil Yarn	"	...	8	628	854	558	178	1,115	1,109	967	1,062
" Yarn, Waste	"	178	...	44	43
" Piece Goods	"	11,036	10,189	13,008	11,041	11,088	8,215	8,375	8,254	11,479	11,423
" Thread	"	189	223	233	218	242	248	285	304	410	350
Straw Braid, White	"	3,555	2,721	9,083	12,632	6,718	5,751	8,306	9,507	9,836	9,554
" Mottled	"	36	4,109	12,327	3,000
Wheat	"	1,042,810	272,210	292,619	300,479	226,918	13,273	1,312,943	567,710	750,993	77,930
Wool, Sheep's	"	2,524	4,350	6,167	7,362	6,506	5,056	5,224	8,425	5,259	8,549

* Steam Factory products.

TABLE No. 3.—VALUE OF TRADE.

Comparative Table of the Value of the Trade, for the Years 1893 to 1902.

YEARS.	IMPORTS FROM		EXPORTS TO		TOTAL IMPORTS AND EXPORTS.	RE- EXPORTS.	TREASURE AND COPPER COINS.		TRANSIT TRADE.	
	Foreign Countries.	Native Ports.	Foreign Countries.	Native Ports.			Imported.	Exported.	Inwards.	Outwards.
	Hk. Tls.	Hk. Tls.	Hk. Tls.	Hk. Tls.			Hk. Tls.	Hk. Tls.	Hk. Tls.	Hk. Tls.
1893.....	83,761,540	55,506,418	24,544,359	13,205,519	177,017,836	109,043,809	29,008,038	23,824,143	1,365,118	1,770,399
1894.....	96,661,920	53,620,358	29,373,344	15,966,749	195,622,371	113,527,380	43,915,789	36,758,116	1,066,453	2,311,301
1895.....	98,639,609	58,461,192	39,702,266	21,930,216	218,733,283	123,742,941	52,433,235	39,457,750	1,155,152	3,207,541
1896.....	129,655,833	55,425,470	25,721,277	16,109,936	226,912,516	131,877,220	38,705,437	31,667,454	1,161,403	5,181,127
1897.....	132,219,185	74,293,429	38,007,827	21,158,549	265,678,990	163,846,028	43,618,678	36,590,991	978,690	2,982,851
1898.....	126,631,681	76,616,131	31,177,831	16,780,194	251,205,837	162,561,542	50,058,703	41,759,716	2,395,704	2,843,181
1899.....	153,808,291	82,070,625	45,519,032	25,303,442	306,701,390	182,096,671	52,286,849	41,325,054	1,331,505	4,514,125
1900.....	125,990,094	67,352,927	35,587,296	16,676,460	243,606,777	145,877,618	69,176,886	41,715,406	667,806	4,269,868
1901.....	158,943,521	76,965,247	36,501,943	26,044,069	298,454,780	180,029,004	33,749,760	38,422,426	912,105	5,265,149
1902.....	182,179,795	87,110,966	51,149,816	25,682,287	346,122,864	207,347,156	51,736,543	41,145,335	549,118	7,749,928

TABLE No. 4.—SHIPPING.

Comparative Table of Shipping, for the Years 1893 to 1902.

Under General Regulations.

YEARS.	ENTERED INWARDS.						CLEARED OUTWARDS.					
	STEAMERS.		SAILING VESSELS.		TOTAL.		STEAMERS.		SAILING VESSELS.		TOTAL.	
	No.	Tons.	No.	Tons.	No.	Tons.	No.	Tons.	No.	Tons.	No.	Tons.
1893.....	2,822	3,147,734	343	117,151	3,165	3,264,885	2,821	3,154,379	331	110,606	3,152	3,264,985
1894.....	2,844	3,304,918	380	150,338	3,224	3,455,256	2,839	3,298,336	371	153,821	3,210	3,452,157
1895.....	2,990	3,567,514	437	142,386	3,427	3,709,900	2,974	3,551,973	406	141,779	3,380	3,693,752
1896.....	3,094	3,838,436	430	150,168	3,524	3,988,604	3,074	3,829,454	404	145,978	3,478	3,975,432
1897.....	2,888	3,805,440	430	167,643	3,318	3,973,083	2,902	3,828,353	427	168,238	3,329	3,996,591
1898.....	2,977	3,896,291	423	197,959	3,400	4,094,250	2,979	3,911,614	431	199,164	3,410	4,110,778
1899.....	3,272	4,338,366	428	151,896	3,700	4,490,262	3,279	4,299,954	421	147,727	3,700	4,447,681
1900.....	3,273	4,596,350	394	130,091	3,667	4,726,441	3,269	4,580,489	386	125,489	3,655	4,705,978
1901.....	3,698	5,277,381	484	118,544	4,182	5,395,925	3,692	5,266,207	487	119,053	4,179	5,385,260
1902.....	3,979	5,911,884	448	113,433	4,427	6,025,317	3,965	5,900,651	438	115,198	4,403	6,015,849

TABLE No. 5.—TREASURE.

Treasure Imported and Exported during the Year 1902.

COUNTRIES FROM WHICH IMPORTED.	IMPORTS.								
	GOLD.			SILVER.				COPPER COINS.	COPPER CASH.
	In Bars.	In Coin.	In Leaf.	In Bars.	In Sycee.	In Dollars.	In Coin.		
Hk. Tls.	Hk. Tls.	Hk. Tls.	Hk. Tls.	Hk. Tls.	Hk. Tls.	Hk. Tls.	Hk. Tls.	Hk. Tls.	
1. FOREIGN COUNTRIES:—									
Europe.....	...	65	...	1,585,900	...	175,690
America.....	2,078,884	...	49,120
Asia: India (including Burma, etc.)...
Straits Settlements.....	172,162
Saigon and Tonkin.....	774,300
Hongkong and Macao.....	...	187,155	...	597,522	...	5,524,356	7,330	2,060	260
Manila.....
Japan.....	...	45	...	491,579	4,814	487,949	1,600
Corea.....	1,400	112	1,505	139,235	1,067
Vladivostock.....	750	1,500
TOTAL: 1. FOREIGN COUNTRIES	1,400	187,377	...	4,753,885	6,319	7,323,562	11,497	2,060	260
2. CHINA:—									
Port Arthur.....	...	53,794	...	462,600	...	11,500
Newchwang.....	199,390	536,661	263,078	237,130
Chinwangtao.....
Tientsin.....	3,898,780	9,400	9,233,438	992,732	1,400
Chefoo.....	867,601	282,652	2,676,349	312,325	90,600
Weihaiwei.....
Kisochow.....	162,695	7,300
Hankow.....	3,500	...	5,600	...	449,556	768,000	625,296
Kiukiang.....	545,757	739,162
Wuhu.....	1,200,885	126,910
Nanking.....	362,065	25,000	3,998,960	158,490	34,000
Chinkiang.....	2,633,504	1,018,120	5,120
Soochow.....	1,387,000	163,301	924	7,414	...
Hangchow.....	1,194,258	1,745,560
Ningpo.....	74,170	614,697
Wenchow.....	5,531	544,793
Foochow.....	71,815	267,630	...	56,536	1,085
Amoy.....	2,640	6,846
Swatow.....	39,079	62,912
Canton.....	40,000	133,090	...	31,552	...
TOTAL: 2. CHINA.....	5,041,086	345,846	5,600	462,600	20,543,588	7,802,956	4,959,430	253,992	35,085
TOTAL: 1 and 2. FOREIGN COUNTRIES AND CHINA.....	5,042,486	533,223	5,600	5,216,485	20,549,907	15,126,518	4,970,927	256,052	35,345
GRAND TOTAL.....	5,581,309			45,863,837				291,397	

ure Imported and Exported—Continued.

COUNTRIES TO WHICH EXPORTED.	EXPORTS.							
	GOLD.		SILVER.				COPPER COINS.	COPPER CASH.
	In Bars.	In Coin.	In Bars.	In Sycee.	In Dollars.	In Coin.		
1. FOREIGN COUNTRIES:—	<i>Hk. Ts.</i>	<i>Hk. Ts.</i>	<i>Hk. Ts.</i>	<i>Hk. Ts.</i>	<i>Hk. Ts.</i>	<i>Hk. Ts.</i>	<i>Hk. Ts.</i>	<i>Hk. Ts.</i>
Europe.....	4,806,280	77,681	381,080	409,729	132,800	42,900
America.....	...	32,300
Asia: India (including Burma, etc.)...	1,225,320	2,645,400
Straits Settlements.....	77,068
Saigon and Tonkin.....	807,150	4,200
Hongkong and Macao.....	742,950	...	73,700	216,900	4,952,045	243,700
Manila.....	79,500
Japan.....	3,446,271	15,000	...	837,930	22,480	360
Corea.....	2,190
Vladivostock.....	...	120,170	18,244
TOTAL: 1. FOREIGN COUNTRIES..	8,995,501	245,151	1,680,100	4,109,959	6,091,477	291,160
2. CHINA:—								
Port Arthur.....	17,000	169,856	158,000
Newchwang.....	857,540	492,800	60,095
Chinwangtao.....	91,920	130
Tientsin.....	67,000	22,380	888	1,122,610	271,299	813	9,692	...
Chefoo.....	11,630	2,671,231	495,863	2,100	...	26,062
Weihaiwei.....	155,090	73
Kiaochow.....	159,000	385,260	...	704	43,393
Hankow.....	5,051,746	138,833	596
Kiukiang.....	247,100	3,500
Wuhu.....	592,400	...	2,800
Nanking.....	125,000	1,559,336	15,361
Chinkiang.....	431,060	16,580
Soochow.....	1,499,500	685,575	...	175,091	34,000
Hangchow.....	295,700	109,100	2,000
Ningpo.....	50,500	88,684
Wenchow.....	9,090	19,721
Foochow.....	4,300	89,434	237,062	4,118
Amoy.....	10,093
Swatow.....	85,350	405,578	158,950
Canton.....	9,000	279,400	3,000
TOTAL: 2. CHINA.....	82,930	22,380	134,888	15,109,917	3,703,255	389,545	185,487	103,585
TOTAL: 1 and 2. FOREIGN COUNTRIES AND CHINA.....	9,078,431	267,531	1,814,988	19,219,876	9,794,732	680,705	185,487	103,585
GRAND TOTAL.....	9,345,962			31,510,301			289,072	

TABLE No. 6.—PASSENGER TRAFFIC.

Shanghai-Soochow-Hangchow Passenger Traffic during the Year 1902.

PASSENGERS TO				PASSENGERS FROM			
SOOCHOW and Stations <i>en route</i> .		HANGCHOW and Stations <i>en route</i> .		SOOCHOW and Stations <i>en route</i> .		HANGCHOW and Stations <i>en route</i> .	
Foreigners.	Natives.	Foreigners.	Natives.	Foreigners.	Natives.	Foreigners.	Natives.
1,553	211,132	1,139	92,721	1,240	207,992	884	91,097

TABLE No. 7.—OPIUM.

Destination and Quantity of each Kind of Opium Re-exported during the Year 1902.

DESTINATION.	MALWA.		PATNA.		BENARES.		PERSIAN.		TOTAL.		BOILED. Piculs.
	Chests.	Piculs.	Chests.	Piculs.	Chests.	Piculs.	Chests.	Piculs.	Chests.	Piculs.	
Newchwang.....	1	1	15	18	16	19	...
Tientsin.....	348	348	77	92.40	2	2	427	442.40	...
Chefoo.....	174	174	10	12	273	327.60	4	4	461	517.60	...
Weihaiwei.....	2	2.40	2	2.40	...
Tsingtao.....	1	1	1	1.20	2	2.20	...
Kiaochow.....	8	8	2	2.40	2	2	12	12.40	...
Hankow.....	142	142	272	326.40	2	2.40	416	470.80	...
Kiukiang.....	1,724	1,724	39	46.80	6	6	1,769	1,776.80	...
Wuhu.....	1,335½	1,335.50	2	2.40	1,337½	1,337.90	...
Nanking.....	535	535	138	165.60	118	141.60	791	842.20	...
Chinkiang.....	2,951½	2,951.50	28	33.60	1	1	2,980½	2,986.10	...
Soochow.....	1	1.20	1	1.20	...
Hangchow.....	1,850½	1,850.50	25	30	13	13	1,888½	1,893.50	...
Ningpo.....	1,894½	1,894.50	71	85.20	18	21.60	40	40	2,023½	2,041.30	...
Wenchow.....	21	21	121	145.20	20	20	162	186.20	...
Foochow.....	26	26	2	2.40	1	1.20	2	2	31	31.60	...
Amoy.....	3	3	3	3	...
Swatow.....	2	2.40	2	2.40	...
Hongkong.....	211	211	288	345.60	105	126	31	31	635	713.60	...
Singapore.....	32	38.40	32	38.40	...
TOTAL.....	11,223	11,223.00	1,096	1,315.20	549	658.80	124	124	12,992	13,321.00	...

TABLE No. 8.—TEA.

Export of Tea during the Year 1902.

TO—	BLACK.			LEAF.	DUST.	STALK.	TABLET.	BRICK.	
	CONGOU.	OTHER KINDS.	TOTAL.					BLACK.	GREEN.
	<i>Piculs.</i>	<i>Piculs.</i>	<i>Piculs.</i>	<i>Piculs.</i>	<i>Piculs.</i>	<i>Piculs.</i>	<i>Piculs.</i>	<i>Piculs.</i>	<i>Piculs.</i>
Great Britain.....	38,510.41	0.18	38,510.59	1,101.39
Hongkong.....	1,931.72	...	1,931.72	424.65	...	1,083.59
India.....	354.48	6.07	360.55	411.06
Ceylon.....	0.91	...	0.91
Straits Settlements.....	8.53	...	8.53
Australia and New Zealand....	0.42	...	0.42
British America.....	3,001.18	...	3,001.18
United States of America.....	84,526.88	0.63	84,527.51	425.70
Algeria.....	26.32	...	26.32
Austria.....	1,707.33	...	1,707.33
Belgium.....	177.58	...	177.58
Corea.....	49.44	...	49.44
Denmark.....	2,032.62	...	2,032.62
Egypt.....	21.60	...	21.60	57.03	...
France.....	618.74	...	618.74	116.99	3.73	7.60	...
Germany.....	9,980.64	...	9,980.64
Holland.....	298.98	0.20	299.18
Italy.....	25.73	...	25.73
Japan.....	815.45	16	831.45	931.40	8.40	5,454.40	...
Persia.....	385.99	...	385.99	195.60
Roumania.....	13	...	13
Russia <i>via</i> Batoum.....	283.35	40.70	324.05	6,339.43
" " Odessa.....	3,468.37	...	3,468.37
Russian Manchuria.....	15,844.86	...	15,844.86	595	57,544.41	8,480.12
Sweden.....	27.85	...	27.85
Switzerland.....	10.13	...	10.13
Turkey in Asia.....	417.04	...	417.04
" " Europe.....	154.90	...	154.90
Other places.....	26.10	3.50	29.60
Total to Foreign Countries.....	164,720.55	67.28	164,787.83	9,946.22	...	1,083.59	607.13	63,003.44	8,480.12
" " Chinese Ports.....	20,453.91	12.86	20,466.77	858.89	3,434.20	113.32	2,692.82	27,953.14	2,145.87
GRAND TOTAL.....	185,174.46	80.14	185,254.60	10,805.11	3,434.20	1,196.91	3,299.95	91,016.58	10,625.99

Export of Tea—Continued.

TO—	GREEN.					LOG.	SCENTED.	JAPAN, UNFIRED.	CEYLON.
	GUN- POWDER.	IMPERIAL.	YOUNG HYSON.	HYSON.	TOTAL.				
	Piculs.	Piculs.	Piculs.	Piculs.	Piculs.	Piculs.	Piculs.	Piculs.	Piculs.
Great Britain.....	10,353.59	280.25	12,104.03	8,879.77	31,617.64	5.09
Hongkong.....	486.47	...	794.30	51.75	1,332.52	436.50	3.60
India.....	1,866.46	193.37	2,611.02	5,436.82	10,107.67
Ceylon.....
Straits Settlements.....	3.30	1.16	7.38	8.78	20.62
Australia and New Zealand.....
British America.....	3,838.08	148.27	1,521.96	1,268.47	6,776.78
United States of America.....	88,176.97	914.83	23,050.79	13,141.73	125,284.32	...	1.45
Algeria.....	127.91	...	146.54	141.64	416.09
Austria.....
Belgium.....	1.50	1.50
Corea.....	1.71	0.94	2.65
Denmark.....
Egypt.....	32.82	...	144.83	176.70	354.35
France.....	902.52	284.67	1,539.34	1,242.78	3,969.31
Germany.....	1,131.43	14.58	805.22	531.95	2,483.18	16.07
Holland.....
Italy.....
Japan.....	1,667.23	9.75	114.77	85.14	1,876.89	...	62.26
Persia.....
Roumania.....
Russia <i>via</i> Batoum.....	5,589.47	573.49	16,536.03	41,185.72	63,884.71	304	13.78
" " Odessa.....	491.35	491.35
Russian Manchuria.....	0.28
Sweden.....
Switzerland.....
Turkey in Asia.....	11.41	...	86.31	117.15	214.87
" " Europe.....	2	...	2
Other places.....	34.80	42.89	77.69
Total to Foreign Countries.....	114,187.66	2,420.37	59,501.03	72,805.08	248,914.14	740.50	81.37	...	21.16
" " Chinese Ports.....	20.21	...	459.73	1,165.88	1,645.82	90.50	2,126.48	25.24	7.60
GRAND TOTAL.....	114,207.87	2,420.37	59,960.76	73,970.96	250,559.96	831.00	2,207.85	25.24	28.76

TABLE No. 9.—SILK.

Export of Silk during the Year 1902:

TO—	RAW.		YELLOW.		RE-REELLED.		STREAM FILATURE.		REELLED FROM DUPIONS.		TOTAL.	
	Bales.	Piculs.	Bales.	Piculs.	Bales.	Piculs.	Bales.	Piculs.	Bales.	Piculs.	Bales.	Piculs.
Great Britain	2,188	1,746.36	72	71.51	187	188.77	87	86.45	2,534	2,091.09
Hongkong	513	409.63	85	84.65	598	494.28
India	537	432.32	3,772	4,233.82	44	47.64	4,353	4,713.78
Straits Settlements	75	59.94	75	59.94
Gibraltar	5	3.99	5	3.99
Australia and New Zealand
British America
United States of America	116	92.61	9	9.11	8,139	8,240.69	6,996	6,979.41	15,260	15,321.82
Austria	10	7.99	5	5.05	15	13.04
Belgium	10	9.92	10	9.92
Denmark
Egypt	208	166.40	1,234	1,252.69	3	3.13	1,445	1,422.22
France	12,628	10,072.33	3,848	3,877.99	5,599	5,618.84	6,417	6,383.47	28,492	25,952.63
Germany	280	284.01	280	284.01
Holland
Italy	8,790	7,013.63	1,283	1,286.32	1,029	1,040.04	595	590.73	11,697	9,930.72
Japan	108	86.36	131	129.66	7	6.64	33	32.35	279	255.01
Mexico	195	155.85	195	155.85
Russia <i>via</i> Odessa	94	95.64	94	95.64
Spain	10	7.98	35	34.78	45	42.76
Sumatra	1	0.80	1	0.80
Sweden
Switzerland	20	15.91	20	15.91
Turkey in Asia	20	16	428	443.67	448	459.67
Total to Foreign Countries	25,424	20,288.10	11,286	11,818.82	15,008	15,145.75	14,128	14,072.41	65,846	61,325.08
" " Chinese Ports	266	230.49	1,284	1,430.47	404	359.14	1	0.15	27	24.24	1,982	2,044.49
GRAND TOTAL	25,690	20,518.59	12,570	13,249.29	15,412	15,504.89	14,129	14,072.56	27	24.24	67,828	63,369.57

Export of Silk—Continued.

TO—	RAW, WILD.		COCOONS.		WASTE.		COCOONS, REFUSE.		NOIL YARN, SHANGHAI.		YARN, WASTE.		FLOSS, CANTON.		NOIL YARN, EUROPEAN.	
	Bales.	Piculs.	Bales.	Piculs.	Bales.	Piculs.	Bales.	Piculs.	Bales.	Piculs.	Bales.	Piculs.	Bales.	Piculs.	Bales.	Piculs.
Great Britain	22	49.78	3,672	12,784.16
Hongkong
India	5	5.56	32	104.82
Straits Settlements
Gibraltar
Australia and New Zealand
British America	9
United States of America	3,203	3,225.93	151	488.68
Austria	153	520.12	250	982.78
Belgium	1	3
Denmark
Egypt	1	0.99
France	3,527	4,170.86	870	2,251.85	7,168	23,603.15	3,058	10,704.58
Germany	61	106.24
Holland
Italy	1,361	1,771.22	1,025	1,073.76	888	1,972.94	57	198.71
Japan	709	709.99	8,128	6,167.61	8	7	122	135.47
Mexico
Russia <i>via</i> Odessa	194	195.36
Spain	35	35
Sumatra
Sweden
Switzerland	124	300.90	11	29.83
Turkey in Asia	180	196.15
Total to Foreign Countries	9,431	10,776.98	10,023	9,493.22	12,084	39,513.70	3,487	11,961.54
" " Chinese Ports	42	42.05	1	1.10	4	4.83	532	1,062.25	10	19.50	106	211.18
GRAND TOTAL	9,473	10,819.03	10,023	9,493.22	12,085	39,514.80	3,491	11,966.37	532	1,062.25	32	43.00	93	91.35	106	211.18

TABLE No. 10.—SHANGHAI BONDED WAREHOUSES.

Return showing the Results of Working during the Year 1902. (Opium not included.)

DESCRIPTION OF GOODS.	Classifier of Quantity.	ARRIVALS IN BOND.			WITHDRAWALS FROM BOND DURING YEAR.			REMAINING IN BOND ON 31ST DECEMBER 1902.
		In Bond on First Day of Year.	Bonded during Year.	TOTAL.	For Local Consumption.	For Reshipment.	TOTAL.	
COTTON GOODS:—								
Shirtings, Grey.....	<i>Pieces</i>	...	75,278	75,278	3,760	...	3,760	71,518
" White.....	"	7,133	16,680	23,813	4,836	...	4,836	18,977
White Irishes.....	"	...	907	907	50	...	50	857
Shirtings, White, Brocaded and Spotted	"	401	...	401	401	...	401	...
" Dyed, " "	"	10,449	1,699	12,148	2,097	...	2,097	10,051
T-Cloths, 32 inches.....	"	...	12,753	12,753	1,075	...	1,075	11,678
" 36 " "	"	...	600	600	600
Drills, English.....	"	...	1,575	1,575	900	...	900	675
" Dutch.....	"	...	3,000	3,000	1,290	...	1,290	1,710
" American.....	"	...	13,395	13,395	7,485	...	7,485	5,910
Jeans, English.....	"	...	3,600	3,600	2,000	...	2,000	1,600
" Dutch.....	"	...	12,000	12,000	12,000
" American.....	"	...	24,560	24,560	24,560
Sheetings, English.....	"	900	10,507	11,407	7,696	...	7,696	3,711
" American.....	"	...	51,480	51,480	20,940	...	20,940	30,540
Chintzes and Furnitures.....	"	1,756	...	1,756	1,756	...	1,756	...
Cotton Prints.....	"	7,835	1,423	9,258	4,526	...	4,526	4,732
Printed Cotton Twills.....	"	...	1,794	1,794	1,794
Cotton Lastings, Plain.....	"	...	520	520	160	...	160	360
" " Figured.....	"	596	...	596	596	...	596	...
" Italians, Plain.....	"	18,044	13,981	32,025	13,158	...	13,158	18,867
" " Figured.....	"	965	716	1,681	1,157	...	1,157	524
" Twills, Dyed.....	"	...	296	296	296	...	296	...
" Figures, " "	"	...	151	151	151	...	151	...
Velveteens, Cotton.....	"	...	120	120	120
Muslins.....	"	2,005	...	2,005	2,005
Handkerchiefs.....	<i>Dozens</i>	7,067	...	7,067	7,067	...	7,067	...
Cotton Spanish Stripes.....	<i>Pieces</i>	161	288	449	449	...	449	...
" Flannel.....	"	720	...	720	720	...	720	...
" Yarn, Indian.....	<i>Piculs</i>	...	300	300	300
WOOLLEN GOODS:—								
Alpacas.....	<i>Pieces</i>	10	...	10	10	...	10	...
Blankets.....	<i>Pairs</i>	...	571	571	571
Italian Cloth.....	<i>Pieces</i>	...	598	598	330	...	330	268
Woollen Yarn.....	<i>Piculs</i>	56	...	56	56	...	56	...
MISCELLANEOUS PIECE GOODS:—								
Canvas.....	<i>Pieces</i>	...	250	250	250	...	250	...
Cotton Duck.....	"	...	220	220	140	32	172	48
METALS:—								
Iron, Pig.....	<i>Piculs</i>	890	...	890	...	890	890	...
Nickel.....	"	...	37	37	37	...	37	...

Return showing the Results of Working of Shanghai Bonded Warehouses—Continued.

DESCRIPTION OF GOODS.	Classifier of Quantity.	ARRIVALS IN BOND.			WITHDRAWALS FROM BOND DURING YEAR.			REMAINING IN BOND ON 31ST DECEMBER 1902.
		In Bond on First Day of Year.	Bonded during Year.	TOTAL.	For Local Consumption.	For Reshipment.	TOTAL.	
SUNDRIES :—								
Enamelware	<i>Val., Hk. Tls</i>	210	...	210	210	...	210	...
Goldware	"	...	3,664	3,664	3,664
Lace	<i>Pieces</i>	1,082	...	1,082	1,082	...	1,082	...
Lamps and Lampware	<i>Val., Hk. Tls</i>	...	593	593	593
Machines, Slot	"	...	787	787	...	787	787	...
Morphia	<i>Ounces</i>	...	15,700	15,700	800	...	800	14,900
Rope, Hemp	<i>Val., Hk. Tls</i>	260	...	260	260	...	260	...
Rugs	<i>Pieces</i>	200	...	200	200	...	200	...
Stationery	<i>Val., Hk. Tls</i>	...	2,057	2,057	827	1,230	2,057	...
Thread, Tinsel	"	500	...	500	500	...	500	...
Twine, Seaming	<i>Picula</i>	...	3	3	3	...	3	...
Watches	<i>Pieces</i>	...	246	246	246	...	246	...
Wine	<i>Val., Hk. Tls</i>	...	22,150	22,150	1,416	20,734	22,150	...
Sundries, Unenumerated	<i>Packages</i>	319	119	438	140	277	417	21
TRANSHIPMENT CARGO	<i>Packages</i>	21,559	2,507	24,066	36	23,764	23,800	266
KEROSENE OIL :—								
Sumatra, in bulk	<i>Gallons</i>	659,890	11,598,818	12,258,708	12,258,708	...	12,258,708	...

SOOCHOW TRADE REPORT,

FOR THE YEAR 1902.

1°. LOCAL.—Trade in general at Soochow has been somewhat restricted during the year by increased cost of living, unusually severe epidemics of cholera, scarlet fever, diphtheria, and malaria, and the small supply of Cocoons and consequent high cost of the raw material of Silk Piece Goods. The increased cost of living is assigned to taxation in general and to the price of Rice, which has been high throughout the year. The epidemics of disease, especially of cholera, were very severe, not only at Soochow but in all the large towns. The coffinmakers were quite unable to meet the demand, and one commonly could see people at the coffin shop doors waiting their turn for a coffin to be finished. There was a good deal of burial that was scarcely burial at all. As hitherto, by far the greater part of the trade was carried by boats under the control of the Likin Administration. No Piece Goods and Metals pass this office, not more than 50 per cent. of the Kerosene Oil consumed here, a very small part of the large quantity of miscellaneous Foreign articles used in so large a city, and next to nothing of the Native-reeled Raw Silk and Silk Piece Goods sent to Shanghai. The value of the Cotton and Woollen Goods imported is more than double the value of all the Foreign Imports shown in our tables; but of other goods the proportion carried by towed boats tends to increase, although very slowly. The Cotton and Rice crops were favoured in every way by the weather, and the harvest of 1902 proved to be the best in years.

2°. REVENUE.—The Revenue, *Hk.Ts* 68,033, was derived almost wholly from ordinary Import, Export, and Coast Trade Duties; Opium Duty, Opium Likin, Transit Dues, and Tonnage Dues amounted in all to less than *Hk.Ts* 300. By the operation of the new Tariff, meaning thereby the 5 per cent. *ad valorem* rate and the later specific Duties, the Revenue was increased between *Hk.Ts* 3,500 and *Hk.Ts* 4,000, of which somewhat less than *Hk.Ts* 300 was levied on articles formerly free of Duty. For a comparison with the Revenue of previous years it is necessary to make allowance for the increased rates of Duty, and it then appears that the Import and Coast Trade Duties have been increasing gradually, Opium Duty and Likin have nearly disappeared, and Export Duty has fluctuated greatly—it was *Hk.Ts* 25,000 in 1898, *Hk.Ts* 20,000 in 1899, *Hk.Ts* 16,000 in 1900, *Hk.Ts* 76,000 in 1901, and *Hk.Ts* 44,000 in 1902. The great difference in the Export Duties of the last two years is more than accounted for by the difference in the quantity of Tea shipped, and by the reduction of Duty in 1902. The reduction of Duty alone made a difference of more than *Hk.Ts* 20,000. As the export of this Tea, which goes to other parts of China and not abroad, is not in the least likely to be increased by reducing the Duty, the loss of revenue will be permanent.

3°. FOREIGN TRADE.—(a.) Imports.—Of little importance.

(b.) Exports and (c.) Re-exports.—None.

4°. COAST TRADE.—(a.) Original Shipments Coastwise.—The value of the Exports was only *Hk.Ts* 25,000 less than in 1901, in spite of a much smaller export of Tea. This of itself made a difference of *Hk.Ts* 200,000, but it was offset to a great extent by larger shipments of Rape Seed, Cotton Yarn, and Cocoons, and by the higher value, though not larger quantity, of Filature Silk, Silk Piece Goods, and Refuse Silk. The amount of Tea exported was 16,900 piculs—6,500 piculs less than in 1901. As explained in the last Report, the export in that year was unusually large: a quantity of the previous year's Tea having

been kept back in consequence of the disturbances in the North and a great demand for it existing in Manchuria, where there was virtually none on hand. The decline was in the first quarter of the year, *i.e.*, last season's Tea. The export of new Tea was about the same as before, and the reduction of Duty did not produce any effect. The Cotton mill has had a bad year, not as in previous years from difficulty in getting a full supply of Cotton, but from want of capital. Early in the year the lessee found himself unable to go on, and a number of the selling agents clubbed together to buy Cotton and pay the lessee for spinning it. The selling agents gave up at the end of August, and the mill was closed for some weeks. Then the lessee got some money together and went on until the lease expired, in the first week of December, and the mill was closed. It has never had a fair chance to show whether it could pay. The lessee has been engaged in too many businesses to give this one proper attention, and the others have diverted too much of his capital. Under the able and painstaking care of the Foreign manager the mill has produced a Yarn of excellent quality, which has obtained a good reputation and usually has found a ready sale at good prices. When the mill closed it was paying a good profit. There is every reason to believe that with sufficient capital and a proper attention to business the mill would pay. 500 piculs of the Yarn were sent to Shanghai for shipment, I was told, to Newchwang. The quantity of Filature Silk exported was 100 piculs less than in 1901. Two of the three filatures ceased work early in the year for want of Cocoons, and did not start again until the opening of the new season. Since then the shipments of Silk have been about the same as in the previous year. The Cocoon season was marked by a very small supply and by much higher prices than were ever paid before. The weather had been unfavourable for the silkworms and many died. In the Wusieh district there was not more than half of the usual production of Cocoons, and in a district near Soochow only a quarter was obtained. At Wusieh the price rose to \$65 to \$70 a picul, and even higher prices in some cases were reported. The year before the price was \$39 to \$40 a picul. The quality was not bad, about the same as in the previous year. There was a better second crop of Cocoons at Wusieh than usual, and some of the filatures bought a good supply of these at prices not far from the price of first-crop Cocoons in 1901. The filatures which had contracted in advance both for their supply of Cocoons and the sale of their Silk were unable to enforce fulfilment of the contracts for Cocoons, and were obliged to fill their engagements for Silk, and worked at a loss until the contracts were ended. Meanwhile the price of Silk rose rapidly, and during the rest of the year they made a good profit. They were helped by the fall in the gold value of silver. In contrast with 1901 there was a large demand for Rape Seed for shipment to Japan for the expression of oil by steam machinery, and 40,000 piculs were exported. The country around Ch'ang-shu, north-east of Soochow, has a reputation for producing the best quality of Rape Seed. It would seem to be worth while to express the oil in China for export instead of shipping the Seed. Tea, Silk (including all Silk products), and Rape Seed made up 90 per cent. of the value of the Exports. Other articles, though shipped in larger quantities than hitherto, do not call for special notice.

(b.) *Reshipments Coastwise*.—None of importance.

(c.) *Coastwise Arrivals*.—The tables of Foreign and Native Imports show the increasing use of towed boats and registered junks. Cheaper freights have been the main cause. The value of both classes of goods, excluding Opium, was *Hk.Tls.* 200,000 more than in any year since 1897. 5,000 tons more of Coal and 10,000 piculs more of Sugars were imported, but less Kerosene Oil came. The use of Kerosene has been affected somewhat by the late rise in price, but as yet not to a great extent. The retailer often tries to make up part of the increased

cost by adulteration, but even bad Kerosene has become almost a necessity. An unusual item of import was 2,300 piculs of Bombay Cotton, for the use of the mill until new Cotton was gathered. It is noticed in the city that the use of Shanghai Mill Flour seems to be increasing.

5°. INLAND TRANSIT.—(a.) *Inwards*.—There is very little occasion here for the use of Transit Passes; 68 is the largest number of Passes issued in a year, and the value of the goods has never reached *Hk.Tts.* 10,000. Coal is the principal article sent under Transit Pass, the greater part of which goes to Wusieh. A little village on the Tai-hu takes all the Rattans.

(b.) *Outwards*.—Four *San-lien-tan* were taken out by a Japanese firm to bring down Rape Seed from Ch'ang-shu, but after some time were returned unused. The merchant's account of the matter, if I understood him rightly, was that on trying to buy the Rape Seed he found that the sellers asserted that they would be called upon to pay under the designation of "grower's tax," or some similar name, the equivalent of Likin on Rape Seed in transit, and made their price accordingly. At that rate the buyer would pay in the purchase price the equivalent of Likin and, on arrival at Soochow, Transit Dues to the Customs.

6°. SHIPPING.—The tables show large increases in the number of launches running and boats towed, as well as of the trading junks. The prosperity of the launch companies in 1901 induced another company, calling itself the Wah Shing Company (華勝), to start on the Shanghai line at the beginning of the year. Its competition lowered passenger fares and increased the traffic, but the passage-brokers benefited as much as the passengers at the expense of the launch companies. The Li Yung Company, which had been known colloquially as the "China Merchants," formally changed its name in November to the China Merchants Inland Company (招商內河局). Inland navigation has not changed much. A new line to Ch'ang-shu was started, which ran regularly while there was water enough, but had to stop at the end of the year. A new line to 朱家角 lasted but a short time. Launches were able to get through to Chinkiang for a larger part of the year than hitherto, in consequence of the digging out of parts of the Grand Canal between Changchow and Chinkiang, but by winter want of water on this side of Changchow interrupted through traffic. Experience confirms the opinion expressed before that there is no place for development in new directions inland.

7°. PASSENGER TRAFFIC.—There seems no limit to the increase in the number of passengers carried in the launch-trains. Each year it has been expected that the limit had been reached and always the expectation has been wrong. In 1902 the increase of passengers to Shanghai and stations was over 45,000, *i.e.*, about 30 per cent., and from Shanghai nearly 54,000, or 37 per cent. For the first time the number of Native passengers from Shanghai exceeds the number going. The lower fares brought about by competition have induced more travel by launch. Passenger traffic with Hangchow also was greater by some 9,000, or 17 per cent. The returns of passengers to and from inland places, though far from complete, yet indicate an increasing use of launch-trains.

8°. TREASURE.—The Soochow Mint (寶蘇局), which was started in 1898, continued to coin small copper cash by Native process until March 1902, when work was stopped on account of the high price of copper and spelter. Towards the end of the year coining was resumed, but only in a small way—at the rate of 6,000 or 7,000 strings a month. 10-cash coins pass here at their face value. Towards the end of the year there was a scarcity of cash, and it appeared on inquiry that a considerable quantity of the 10-cash coins had been sent away to the north of the Yangtze, where a dollar could be bought for 800 cash, while at Soochow the rate was 880 or 890. Official prohibitions against exporting the 10-cash coins were posted, but they are so convenient for the purpose that prohibition was not very effective. The need of regulating the coinage and providing a standard coin for the Empire is becoming ever more

and more urgent. Any new coin minted in the provinces only adds to the confusion. For small amounts Mexican, Kiangnan, Hupeh, and Kwangtung dollars pass usually on an equality, but for payments of \$50 and upwards not more than one-third is accepted in Chinese dollars, and there is no certainty that one or the other of the provincial dollars will not be rejected; Anhwei dollars are at a discount and Peiyang dollars are refused altogether.

9°. OPIUM.—(a.) *Foreign*.—The prices of Foreign Opium have been high and, as the cost of Malwa rose more proportionately than Patna and Benares, and as its place is more easily filled by Hsü-chou Opium, not more than four-sevenths of the usual amount of it were consumed. The consumption of Patna and Benares was somewhat greater than usual in consequence of the greater cost of Native Opium in the latter half of the year. As usual, almost the whole of the Foreign Opium paid Duty and Likin at Shanghai.

(b.) *Native*.—In 1901 the weather in North Kiangsu was favourable for the growth of the poppy, and the production of Hsü-chou Opium was larger than for a number of years, and the price fell enough to allow it to regain the place it formerly had and to compete successfully with Malwa, Yunnan, and Szechwan Opium. The poppy crop of 1902, however, was again a poor one. Before the end of the year prices rose 50 per cent., partly on account of the small supply and partly because an equally great rise in the cost of Yunnan and Szechwan Opium enabled dealers to get a higher price for Hsü-chou. The amount of Hsü-chou Opium consumed was three times that of 1901, of Yunnan not over a quarter, and of Szechwan one-half. The prices in December of each year were as follows:—

	1901.	1902.
	<i>Ts'ao-p'ing</i> <i>Tls.</i>	<i>Ts'ao-p'ing</i> <i>Tls.</i>
Hsü-chou Opium, per 100 ounces . . .	22 to 24	32 to 33
Yunnan " " " " . . .	24 " 25	37 " 38
Szechwan " " " " . . .	23 " 24	36 " 37

The increase in the price of Yunnan and Szechwan Opium is attributed to short crops and higher Duties.

10°. MISCELLANEOUS.—For five years nothing was done to improve the Japanese Concession. The only roads were the bund road, built by the Chinese to connect the General Foreign Settlement with the bund extension, and a cross road at the Concession end. In the course of the year roadmaking, drainage, and filling-in were begun, but as yet no building has taken place. The official scheme of modern schools included primary, middle, and high grades. So far only the high grade of official school (the 中西學堂, opened in 1900) has been established, primary schools having been provided by private enterprise. A school of the middle grade is to be opened in February 1903. The number of pupils is limited to 60—8 from each of the three districts in Soochow city and 6 from each of the other six districts in this prefecture. The 中西學堂 has 60 pupils to whom instruction is given in Chinese history, literature, etc., and in English and French by 11 Native teachers. The classes in English and French are of about equal numbers. It is intended that the students shall complete their education at a University, either Tokio or Peking.

C. C. CLARKE,
Commissioner of Customs.

Soochow, 16th January 1903.

SOOCHOW TRADE RETURNS, FOR THE YEAR 1902.

A.—GENERAL TABLES.

TABLE No. I.—SHIPPING.

Number of Vessels Entered and Cleared under each Flag, for the Year ended
31st December 1902.

a.—*Soochow-Shanghai-Hangchow Traffic.*

FLAG.	ENTERED INWARDS.							CLEARED OUTWARDS.							TOTAL ENTERED AND CLEARED.
	SHANGHAI.			HANGCHOW.			TOTAL ENTERED.	SHANGHAI.			HANGCHOW.			TOTAL CLEARED.	
	Steam- launches.	Passenger Boats.	Trading Junks.	Steam- launches.	Passenger Boats.	Trading Junks.		Steam- launches.	Passenger Boats.	Trading Junks.	Steam- launches.	Passenger Boats.	Trading Junks.		
British.....	12	1	13	10	1	11	24
American.....	103	103	103	103	206
German.....	7	7	6	6	13
French.....	3	3	3	3	6
Danish.....	1	1	2	2	2	4
Russian.....	1	1	1	1	2
Italian.....	3	3	3	3	6
Japanese.....	333	359	2	317	225	22	1,258	334	339	21	317	247	3	1,261	2,519
Chinese.....	1,312	6,119	1,185	460	1,469	1	10,546	1,309	5,959	1,108	461	1,503	...	10,340	20,886
TOTAL.....	1,775	6,478	1,187	779	1,694	23	11,936	1,771	6,298	1,129	779	1,750	3	11,730	23,666

b.—*Soochow-Inland Places Traffic.*

FLAG.	ENTERED INWARDS.				CLEARED OUTWARDS.				TOTAL ENTERED AND CLEARED.
	INLAND PLACES.				INLAND PLACES.				
	Steam- launches.	Passenger Boats.	Trading Junks.	TOTAL ENTERED.	Steam- launches.	Passenger Boats.	Trading Junks.	TOTAL CLEARED.	
British.....	9	9	11	11	20
American.....	3	3	2	2	5
German.....	8	8	9	9	17
French.....	2	2	2	2	4
Danish.....	9	9	9	9	18
Russian.....	1	1	1	1	2
Italian.....	3	3	3	3	6
Japanese.....	4	4	4	4	8
Chinese.....	484	787	...	1,271	483	856	...	1,339	2,610
TOTAL.....	523	787	...	1,310	524	856	...	1,380	2,690

TABLE No. II.—GROSS AND NET VALUES OF THE TRADE OF SOOCHOW,
1900 TO 1902.

	1900.		1901.		1902.	
	NET VALUES.	GROSS VALUES.	NET VALUES.	GROSS VALUES.	NET VALUES.	GROSS VALUES.
	<i>Hk. Ts</i>	<i>Hk. Ts</i>	<i>Hk. Ts</i>	<i>Hk. Ts</i>	<i>Hk. Ts</i>	<i>Hk. Ts</i>
FOREIGN GOODS.						
Imported from Foreign Countries and Hongkong.....	1,771		2,362		1,214	
Imported from Chinese Ports	175,122		386,848		493,292	
Total Foreign Imports.....		176,893		389,210		494,506
Re-exported to Foreign Countries and Hongkong...	
Re-exported to Chinese Ports (chiefly to Shanghai)..	2,231		6,122		11,296	
Total Foreign Re-exports.....	2,231		6,122		11,296	
Net Total Foreign Imports	174,662		383,088		483,210	
NATIVE PRODUCE.						
Imported (chiefly from Shanghai and Canton).....		327,727		493,342		599,756
Re-exported to Foreign Countries.....	
Re-exported to Chinese Ports.....	440		4,034		5,843	
Total Native Re-exports	440		4,034		5,843	
Net Total Native Imports.....	327,287		489,308		593,913	
Native Produce of local origin Exported to } Foreign Countries	
Native Produce of local origin Exported to } Chinese Ports.....	671,996		1,472,674		1,449,086	
Total Exports of local origin....		671,996		1,472,674		1,449,086
Gross Value of the Trade of the Port.....		1,176,616		2,355,226		2,543,348
Net Value of the Trade of the Port, i.e., Foreign and Native Imports less Re-exports, and Native Exports of local origin.....	1,173,945		2,345,070		2,526,209	

TABLE No. III.—TRADE IN FOREIGN GOODS.—Imports and Re-exports.

DESCRIPTION OF GOODS.	Classifier of Quantity.	IMPORTS FROM FOREIGN COUNTRIES AND HONGKONG.		IMPORTS FROM CHINESE PORTS.		RE-EXPORTS TO FOREIGN COUNTRIES AND HONGKONG.		RE-EXPORTS TO CHINESE PORTS.		NET TOTAL IMPORTS.	
		Quantity.	Value.	Quantity.	Value.	Quantity.	Value.	Quantity.	Value.	Quantity.	Value.
OPIMUM:—			<i>Hk. Ta</i>		<i>Hk. Ta</i>		<i>Hk. Ta</i>		<i>Hk. Ta</i>		<i>Hk. Ta</i>
Patna.....	<i>Piculs</i>	1.20	822	1.20	822
Boiled.....	"	0.05	45	0.05	45
COTTON GOODS:—											
Dyed Reqs and Ribs, Plain	<i>Pieces</i>	30	330	30	330
Handkerchiefs, Cotton.....	<i>Dozens</i>	6	4	6	4
Cottons, Unclassed.....	<i>Pieces</i>	50	363	50	363
Cotton Yarn, English.....	<i>Piculs</i>	6	166	6	166
" " Indian.....	"	14	359	14	359
MISCELLANEOUS PIECE GOODS:—											
Silk and Cotton Mixtures, Brocaded.....	<i>Catties</i>	43	253	43	253
Plush.....	<i>Pieces</i>	52	1,811	52	1,811
METALS:—											
Iron, Bar.....	<i>Piculs</i>	9	26	9	26
" Sheets and Plates.....	"	4	17	4	17
" Pig.....	"	8	12	8	12
" Nails.....	"	12	52	12	52
SUNDRIES:—											
Biche de Mar, Black.....	<i>Piculs</i>	36	1,438	36	1,438
" " White.....	"	59	1,159	59	1,159
Candles.....	"	93	1,694	93	1,694
Cigarettes.....	<i>Boxes</i>	32,100	30,821	32,100	30,821
Coal.....	<i>Tons</i>	18,160	126,688	1,480	10,496	16,680	116,192
Compoys.....	<i>Piculs</i>	37	1,650	37	1,650
Corundum Stone.....	"	579	2,638	579	2,638
Cotton, Raw.....	"	2,371	42,679	2,371	42,679
Dyes.....	<i>Value</i>	1,929	1,929
Fans, Palm-leaf, Fine.....	<i>Pieces</i>	56,200	726	56,200	726
" " Coarse.....	"	176,400	1,495	176,400	1,495
Glass, Window.....	<i>Boxes</i>	1,854	8,870	1,854	8,870
Indigo, Liquid.....	<i>Piculs</i>	1,809	20,350	1,809	20,350
Isinglass.....	"	37	1,980	37	1,980
Medicines.....	<i>Value</i>	...	728	...	567	1,295
Mushrooms.....	<i>Piculs</i>	120	6,584	1	19	119	6,565
Oil, Kerosene, American.....	<i>Galls.</i>	133,000	19,269	133,000	19,269
" " Russian.....	"	61,200	5,825	61,200	5,825
" " Sumatra.....	"	309,450	27,158	309,450	27,158
Paper, Japanese, 1st Quality	<i>Piculs</i>	148	4,586	148	4,586
Peel, Orange.....	"	106	2,856	106	2,856
Prawns and Shrimps, Dried	"	608	12,574	2	31	606	12,543
Rattans, Whole.....	"	693	4,293	693	4,293
Sandalwood.....	"	152	2,704	152	2,704
Sharks Fins, Black.....	"	49	1,950	49	1,950
" " White.....	"	79	4,733	79	4,733
Soap, Bar.....	"	355	1,633	355	1,633
" Toilet.....	"	886	5,108	2	14	884	5,094
Soda.....	"	274	805	274	805
Sugar, Brown.....	"	10,000	37,415	10,000	37,415
" White.....	"	1,952	9,762	1,952	9,762
" Refined.....	"	14,501	75,406	14,501	75,406
" Candy.....	"	223	1,490	223	1,490
Varnish.....	"	106	3,186	106	3,186
Sundries, Unenumerated.....	<i>Value</i>	...	486	...	17,011	736	...	16,275
TOTAL.....	<i>Hk. Ta</i>	...	1,214	...	493,292	11,296	...	483,210

SUMMARY.

IMPORTS from Great Britain.....	<i>Hk. Fa</i>	712
" " Hongkong.....	"	223
" " United States of America.....	"	279
Total from Foreign Countries.....	————— <i>Hk. Fa</i>	1,214
Imports from Chinese Ports.....	"	493,292
TOTAL FOREIGN IMPORTS.....	————— <i>Hk. Fa</i>	494,506
RE-EXPORTS to Central Ports.....	<i>Hk. Fa</i>	11,296
Total to Chinese Ports.....	————— <i>Hk. Fa</i>	11,296
TOTAL FOREIGN RE-EXPORTS.....	————— <i>Hk. Fa</i>	11,296
NET TOTAL FOREIGN IMPORTS.....	————— <i>Hk. Fa</i>	483,210

TABLE No. IV.—TRADE IN NATIVE PRODUCE.—Imports and Re-exports.

DESCRIPTION OF GOODS.	Classifier of Quantity.	IMPORTS FROM CHINESE PORTS.		RE-EXPORTS TO CHINESE PORTS.		RE-EXPORTS TO FOREIGN COUNTRIES AND HONGKONG.		NET TOTAL IMPORTS.	
		Quantity.	Value.	Quantity.	Value.	Quantity.	Value.	Quantity.	Value.
			<i>Hk. Ts</i>		<i>Hk. Ts</i>		<i>Hk. Ts</i>		<i>Hk. Ts</i>
Almonds	<i>Piculs</i>	43	1,106	43	1,106
Beans, Yellow	"	420	1,008	420	1,008
Buttons, Coral Cap.....	<i>Pieces</i>	25,944	1,135	25,944	1,135
Coal.....	<i>Tons</i>	305	3,163	305	3,163
Dates, Black.....	<i>Piculs</i>	1,829	18,728	1,829	18,728
" Red.....	"	3,429	25,187	3,429	25,187
Fire-crackers and Fireworks	"	131	1,572	131	1,572
Flour, Potato.....	"	726	1,720	726	1,720
" Shanghai Mill.....	"	1,112	3,558	1,112	3,558
Fruit, Fresh.....	"	8,112	10,494	6	9	8,112	10,485
Fungus.....	"	232	7,262	1	22	231	7,240
Glassware.....	"	53	1,587	53	1,587
Gypsum.....	"	5,600	3,178	5,600	3,178
Hemp.....	"	835	10,351	835	10,351
Indigo, Liquid.....	"	1,373	14,349	1,373	14,349
Jadestone.....	"	1,099	19,192	1,099	19,192
Jadestoneware.....	<i>Pieces</i>	5,748	2,350	5,748	2,350
Joss Sticks.....	<i>Piculs</i>	107	1,499	107	1,499
Lichees, Dried.....	"	118	1,183	118	1,183
Lung-ngans, Dried.....	"	431	6,856	2	30	429	6,826
Medicines.....	<i>Value</i>	...	2,183	...	47	2,136
Mushrooms.....	<i>Piculs</i>	100	6,828	1	36	99	6,792
Olives, Fresh.....	"	296	2,958	296	2,958
" Salted.....	"	279	1,748	279	1,748
Paper, 1st Quality.....	"	55	1,365	55	1,365
Peel, Pumelo, Sliced and Dried.....	"	334	1,835	334	1,835
Safflower.....	"	47	2,200	47	2,200
Seed, Lily Flower, or Lotus-nuts.....	"	254	5,774	1	31	253	5,743
" Melon.....	"	1,105	7,785	1,105	7,785
Silk, Yellow.....	"	102	26,645	102	26,645
" Piece Goods.....	"	7	5,572	7	5,572
Sugar, Brown.....	"	11,458	40,023	11,458	40,023
" White.....	"	6,814	32,317	6,814	32,317
Tallow, Vegetable.....	"	3,919	31,727	3	27	3,916	31,700
Tea, Black.....	"	155	3,050	155	3,050
" Green.....	"	535	12,723	212	5,098	323	7,625
Tobacco, Leaf.....	"	629	5,699	629	5,699
" Prepared.....	"	6,558	163,962	3	63	6,555	163,899
" Stalk.....	"	93	1,196	1	18	92	1,178
Turnips, Salted.....	"	371	1,737	371	1,737
Varnish.....	"	1,253	55,504	2	72	1,251	55,432
Walnuts, Shelled.....	"	600	4,171	600	4,171
Wax, White.....	"	163	8,866	163	8,866
Sundries, Unenumerated.....	<i>Value</i>	...	38,410	...	390	38,020
TOTAL.....	<i>Hk. Ts</i>		599,756		5,843				593,913

SUMMARY.

IMPORTS from Northern Ports	<i>Hk. Tls</i>	1,547	
" " Yangtze Ports	"	1,379	
" " Central Ports	"	578,607	
" " Southern Ports	"	18,223	
Total from Chinese Ports	<i>Hk. Tls</i>	599,756	
TOTAL NATIVE IMPORTS	<i>Hk. Tls</i>	599,756	
RE-EXPORTS to Northern Ports	<i>Hk. Tls</i>	6	
" " Yangtze Ports	"	25	
" " Central Ports	"	5,812	
Total to Chinese Ports	<i>Hk. Tls</i>	5,843	
TOTAL NATIVE RE-EXPORTS	<i>Hk. Tls</i>	5,843	
NET TOTAL NATIVE IMPORTS	<i>Hk. Tls</i>	593,913	

TABLE No. V.—TRADE IN NATIVE PRODUCE.—Exports and Re-exports.

DESCRIPTION OF GOODS.	Classifier of Quantity.	EXPORTS TO FOREIGN COUNTRIES.		EXPORTS TO HONGKONG.		EXPORTS TO CHINESE PORTS.		TOTAL RE-EXPORTS TO FOREIGN COUNTRIES, HONGKONG, AND CHINESE PORTS.		TOTAL EXPORTS (including Re-exports).	
		Quantity.	Value.	Quantity.	Value.	Quantity.	Value.	Quantity.	Value.	Quantity.	Value.
			<i>Hk. Ts</i>		<i>Hk. Ts</i>		<i>Hk. Ts</i>		<i>Hk. Ts</i>		<i>Hk. Ts</i>
Beans and Peas.....	<i>Piculs</i>	777	2,156	777	2,156
Cassia Flowers, Salted.....	"	901	9,008	901	9,008
Clothing, Silk.....	"	2	1,766	2	1,766
Cotton Yarn, Soochow *.....	"	626	16,310	626	16,310
Eggs, Preserved.....	<i>Pieces</i>	1,443,216	12,003	1,443,216	12,003
Gold Thread, Imitation.....	<i>Piculs</i>	1	1,041	1	1,041
Hams.....	"	841	12,056	841	12,056
Hemp.....	"	766	9,195	766	9,195
Hides, Cow and Buffalo.....	"	239	2,766	239	2,766
Jadestoneware.....	<i>Pieces</i>	28,644	3,042	28,644	3,042
Pipes, White Metal.....	"	3,204	2,210	3,204	2,210
Pottery, Earthenware.....	<i>Piculs</i>	1,625	4,674	1,625	4,674
Preserves.....	"	599	4,192	599	4,192
Seed Cake, Rape.....	"	8,542	5,125	8,542	5,125
" Cotton.....	"	2,128	1,327	2,128	1,327
" Rape.....	"	40,302	80,602	40,302	80,602
" Sesamum.....	"	380	1,397	77	278	457	1,675
Silk, Raw, Soochow Steam } Filature..... }	"	678	587,167	678	587,167
" Cocoons.....	"	379	23,527	379	23,527
" Refuse or Waste.....	"	212	27,356	212	27,356
" Cocoons, Refuse.....	"	61	1,197	61	1,197
" Piece Goods.....	"	226	179,282	226	179,282
" Embroidery.....	"	14	14,269	14	14,269
" and Gold Embroidery.....	"	9	5,259	9	5,259
" Fiddle Strings.....	"	10	2,983	10	2,983
" Thread.....	"	4	2,059	4	2,059
" Ribbons.....	"	1	1,257	1	1,257
Tea, Black.....	"	517	10,295	517	10,295
" Green.....	"	16,218	388,652	212	5,098	16,430	393,750
" Dust.....	"	107	537	107	537
Sundries, Unenumerated.....	<i>Value</i>	36,376	...	467	...	36,843
TOTAL.....	<i>Hk. Ts</i>	1,449,086	...	5,843	...	1,454,929

* Steam Factory product.

To—	EXPORTS.		RE-EXPORTS.		TOTAL EXPORTS AND RE-EXPORTS.	
	<i>Hk. Ts</i>	<i>Hk. Ts</i>	<i>Hk. Ts</i>	<i>Hk. Ts</i>	<i>Hk. Ts</i>	<i>Hk. Ts</i>
Northern Ports.....	501,668	...	6	...	501,674	...
Yangtze Ports.....	74,793	...	25	...	74,818	...
Central Ports.....	826,941	...	5,812	...	832,753	...
Southern Ports.....	45,684	45,684	...
Total to Chinese Ports.....	...	1,449,086	...	5,843	...	1,454,929
GRAND TOTAL.....	...	<u>1,449,086</u>	...	<u>5,843</u>	...	<u>1,454,929</u>

TABLE No. VI.—TRANSIT TRADE.

a.—Table showing the Destinations of the various Goods forwarded under Transit Passes to the Interior during the Year 1902.

DESCRIPTION OF GOODS.	Classifier of Quantity.	KIANGSU.	
		Quantity.	Value.
			<i>Hk. Tls</i>
Bicho de Mar, White.....	<i>Piculs</i>	6	101
Coal.....	<i>Tons</i>	1,042	7,311
Indigo, Liquid.....	<i>Piculs</i>	55	636
Mussels, Dried.....	"	14	196
Rattans, Whole.....	"	138	846
Sandalwood.....	"	5	83
Sugar, Brown.....	"	57	228
Varnish.....	"	2	66
Wood, Laka.....	"	39	177
TOTAL.....	<i>Hk. Tls</i>		9,644

b.—Table showing the Provinces from which Native Goods were brought under Transit Passes during the Year 1902.

Nil.

c.—Table showing the Number of Passes issued for, and the Amount of Duties collected on, Foreign Goods forwarded to the Interior under Transit Passes, as divided between the various Nationalities, during the Year 1902.

QUARTER.	CHINESE.	
	No. of Passes.	Transit Dues.
		<i>Hk. Tam.c.c.</i>
1st quarter.....	17	14.1.0.5
2nd ".....	28	17.1.2.6
3rd ".....	5	2.6.1.6
4th ".....	18	20.9.2.5
TOTAL.....	68	54.7.7.2

d.—Table showing the Number of Passes surrendered for, and the Amount of Duties collected on, Native Goods brought from the Interior under Transit Passes, as divided between the various Nationalities, during the Year 1902.

Nil.

TABLE No. VII.—DUTIES.

a.—Duties paid under each Flag, for the Year ended 31st December 1902.

FLAG.	IMPORT.	EXPORT.	COAST-TRADE	TONNAGE.	TRANSIT.	OPIUM LIKIN.	TOTAL.
	<i>Hk. ₧ & m.c.c.</i>	<i>Hk. ₧ & m.c.c.</i>	<i>Hk. ₧ & m.c.c.</i>	<i>Hk. ₧ & m.c.c.</i>	<i>Hk. ₧ & m.c.c.</i>	<i>Hk. ₧ & m.c.c.</i>	<i>Hk. ₧ & m.c.c.</i>
British.....	44.8.2.5	0.7.0.0	45.5.2.5
American.....	238.8.0.1	268.5.4.4	29.1.2.0	3.3.0.0	539.7.6.5
German.....	2.5.0.0	...	5.5.0.0	0.4.0.0	8.4.0.0
Danish.....	0.7.6.4	0.7.6.4
Japanese.....	2,432.6.0.9	1,792.6.4.4	1,373.2.5.5	23.6.8.8	5,622.1.9.6
Chinese.....	12,303.1.0.5	42,140.3.2.9	7,122.9.1.2	48.3.8.9	54.7.7.2	104.0.0.0	61,773.5.0.7
On Opium.....	39.0.0.0	4.5.2.0	43.5.2.0
TOTAL.....	15,060.8.4.0	44,206.0.3.7	8,530.7.8.7	77.2.4.1	54.7.7.2	104.0.0.0	68,033.6.7.7 *
* No Drawbacks marked for cash payment during the year, to be deducted from this total.....							<i>Hk. ₧ Nil.</i>

b.—Comparative Table of Duties collected, for the Years 1896* to 1902.

YEARS.	IMPORT (exclusive of Opium).	EXPORT (exclusive of Opium).	COAST TRADE (exclusive of Opium).	OPIUM (Import, Export, and Coast Trade).	TONNAGE.	TRANSIT.	OPIUM LIKIN.	TOTAL.
	<i>Hk. ₧ & m.c.c.</i>	<i>Hk. ₧ & m.c.c.</i>	<i>Hk. ₧ & m.c.c.</i>	<i>Hk. ₧ & m.c.c.</i>	<i>Hk. ₧ & m.c.c.</i>	<i>Hk. ₧ & m.c.c.</i>	<i>Hk. ₧ & m.c.c.</i>	<i>Hk. ₧ & m.c.c.</i>
1896*.....	91.0.0.7	43.9.5.5	208.4.7.1	343.4.3.3
1897.....	15,025.0.9.7	13,927.6.2.4	2,358.3.0.3	19,308.0.0.0	51,488.0.0.0	102,107.0.2.4
1898.....	1,837.6.0.8	25,422.5.2.2	3,230.0.9.5	23,003.4.0.1	2.1.6.4	...	61,342.4.0.0	114,838.1.9.0
1899.....	3,264.6.4.1	19,736.5.2.9	4,954.5.9.6	8,038.1.2.5	22.4.7.0	27.2.5.8	21,315.0.0.0	57,358.6.1.9
1900.....	2,558.6.5.8	15,816.7.8.8	4,443.7.9.3	3,492.0.0.0	28.5.6.1	3.1.2.5	9,312.0.0.0	35,654.9.2.5
1901.....	8,151.8.2.5	75,993.6.3.2	6,720.3.2.1	625.1.5.0	45.6.8.4	51.6.4.4	1,632.0.0.0	93,220.2.5.6
1902.....	15,021.8.4.0	44,201.5.1.7	8,530.7.8.7	43.5.2.0	77.2.4.1	54.7.7.2	104.0.0.0	68,033.6.7.7

* Three months ended 31st December.

B.—SPECIAL TABLES.

TABLE No. 1.—IMPORT TRADE.

Comparative Table of the principal Articles of Import, for the Years 1896* to 1902.

DESCRIPTION OF GOODS.	Classifier of Quantity.	1896.*	1897.	1898.	1899.	1900.	1901.	1902.
OPIUM:—								
Malwa.....	<i>Piculs</i>	...	5	1
Patna.....	"	...	527	623	224	104	20	1
Benares.....	"	...	112	143	42	12
Boiled.....	<i>Catties</i>	...	10	7	2	5
COTTON GOODS:—								
Handkerchiefs, Cotton.....	<i>Dozens</i>	...	10,813	307	47	152	5	6
Towels.....	"	...	240	26	580	263	160	...
Japanese Cotton Crape.....	<i>Pieces</i>	...	280	100	50	320
CHINESE COTTON GOODS†:—								
Shirtings, Grey.....	<i>Pieces</i>	...	380
Drills.....	"	...	465
Sheetings.....	"	...	1,680
SUNDRIES:—								
Cigarettes.....	<i>Boxes</i>	608	1,402	4,700	25,900	32,100
Coal.....	<i>Tons</i>	40	5,236	11,624	18,397	5,937	13,188	16,680
Cotton, Raw.....	<i>Piculs</i>	923	...	2,263	2,371
Indigo, Liquid.....	"	...	140	995	2,331	155	3,150	1,809
Oil, Kerosene, American.....	<i>Gallons</i>	...	300	1,750	715	21,240	37,900	133,000
" " Russian.....	"	10,000	6,100	116,550	220,950	61,200
" " Sumatra.....	"	...	9,800	35,500	17,250	52,250	259,500	309,450
Rattans, Whole.....	<i>Piculs</i>	354	1,720	282	301	693
Sugar, Brown.....	"	15	1,573	10,000
" Refined.....	"	742	7,125	14,501

* Three months ended 31st December.

† Steam Factory products.

TABLE No. 2.—EXPORT TRADE.

Comparative Table of the principal Articles of Export, for the Years 1896* to 1902.

DESCRIPTION OF GOODS.	Classifier of Quantity.	1896.*	1897.	1898.	1899.	1900.	1901.	1902.
Cotton Yarn, Soochow †.....	<i>Piculs</i>	...	1,386	2,151	375	1,674	90	626
Eggs, Preserved.....	<i>Pieces</i>	...	454,040	804,170	691,334	580,620	1,232,000	1,443,216
Seed, Cotton.....	<i>Piculs</i>	1,200	5,000	6,479	2,128
" Rape.....	"	2,641	959	40,302
Silk, Raw.....	"	...	124	87	16	12	53	...
" " Soochow Steam Filature.....	"	...	231	350	445	708	885	678
" Cocoons.....	"	...	1	87	72	175	241	379
" Refuse.....	"	...	20	222	169	110	275	212
" Cocoons, Refuse.....	"	28	116	124	108	61
" Piece Goods.....	"	2	118	240	139	156	258	226
Tea, Black.....	"	...	247	248	150	171	979	517
" Green.....	"	...	2,472	4,974	4,178	1,277	22,400	16,218

* Three months ended 31st December.

† Steam Factory product.

TABLE No. 3.—VALUE OF TRADE.

Comparative Table of the Value of the Trade, for the Years 1896* to 1902.

YEARS.	IMPORTS FROM		EXPORTS TO		TOTAL IMPORTS AND EXPORTS.	RE- EXPORTS.	TREASURE AND COPPER COINS.		TRANSIT TRADE.	
	Foreign Countries.	Native Ports.	Foreign Countries.	Native Ports.			Imported.	Exported.	Inwards.	Outwards.
	Hk. Tls	Hk. Tls	Hk. Tls	Hk. Tls	Hk. Tls	Hk. Tls	Hk. Tls	Hk. Tls	Hk. Tls	Hk. Tls
1896*.....	53	13,640	...	1,726	15,419	...	424,927	515,548
1897.....	...	1,074,336	...	399,224	1,473,560	107	716,878	4,655,579
1898.....	...	859,572	...	669,273	1,528,845	1,421	1,167	4,576,615
1899.....	4,324	758,821	...	696,015	1,459,160	9,267	759,308	3,902,540	3,698	...
1900.....	1,771	502,849	...	671,996	1,176,616	2,671	1,198,515	4,600,439	600	...
1901.....	2,362	880,190	...	1,472,674	2,355,226	10,156	1,646,905	3,848,844	8,334	...
1902.....	1,214	1,093,048	...	1,449,086	2,543,348	17,139	2,801,313	6,425,963	9,644	...

* Three months ended 31st December.

TABLE No. 4.—SHIPPING.

Comparative Table of Shipping, for the Years 1896* to 1902.

a.—Soochow-Shanghai-Hangchow Traffic.

YEARS.	ENTERED INWARDS.				CLEARED OUTWARDS.			
	Steam- launches.	Passenger Boats.	Trading Junks.	TOTAL.	Steam- launches.	Passenger Boats.	Trading Junks.	TOTAL.
	No.	No.	No.	No.	No.	No.	No.	No.
1896*.....	459	1,280	5	1,744	457	1,158	..	1,615
1897.....	1,684	5,533	501	7,718	1,678	5,426	388	7,492
1898.....	1,443	5,116	596	7,155	1,450	5,056	608	7,114
1899.....	1,500	5,067	828	7,395	1,484	4,824	727	7,035
1900.....	1,674	5,768	405	7,847	1,667	5,692	460	7,819
1901.....	1,952	5,900	864	8,716	1,946	6,000	903	8,849
1902.....	2,554	8,172	1,210	11,936	2,550	8,048	1,132	11,730

* Three months ended 31st December.

b.—Soochow-Inland Places Traffic.

YEARS.	ENTERED INWARDS.				CLEARED OUTWARDS.			
	Steam- launches.	Passenger Boats.	Trading Junks.	TOTAL.	Steam- launches.	Passenger Boats.	Trading Junks.	TOTAL.
	No.	No.	No.	No.	No.	No.	No.	No.
1896-97.....
1898.....	11	18	...	29	12	23	...	35
1899.....	299	344	...	643	314	415	...	729
1900.....	530	751	...	1,281	540	841	...	1,381
1901.....	355	483	...	838	361	555	...	916
1902.....	523	787	...	1,310	524	856	...	1,380

TABLE No. 5.—TREASURE.

Treasure Imported and Exported during the Year 1902.

COUNTRIES FROM WHICH IMPORTED AND TO WHICH EXPORTED.	IMPORTS.					EXPORTS.				
	SILVER.			COPPER COINS.	COPPER CASH.	SILVER.			COPPER COINS.	COPPER CASH.
	In Bars.	In Sycee.	In Dollars.			In Bars.	In Sycee.	In Dollars.		
<i>Hk. Ts.</i>	<i>Hk. Ts.</i>	<i>Hk. Ts.</i>	<i>Hk. Ts.</i>	<i>Hk. Ts.</i>	<i>Hk. Ts.</i>	<i>Hk. Ts.</i>	<i>Hk. Ts.</i>	<i>Hk. Ts.</i>	<i>Hk. Ts.</i>	
1. FOREIGN COUNTRIES.....
TOTAL: 1. FOREIGN COUNTRIES
2. CHINA:—										
Shanghai.....	...	1,555,491	574,535	204,773	...	2,485,282	141,931	6,983
Hangchow.....	...	26,930	269,000	382,329	2,176,925
Dongsi.....	3,333
T'ai-ja'ang.....	6,667
Wuchow.....	...	4,488	292,630	46,766
Wukiang.....	...	10,000	152,666	...	97
Wusich.....	358,481	527,969
TOTAL: 2. CHINA.....	...	1,596,909	999,534	204,773	97	3,518,722	2,900,258	6,983
TOTAL: 1 and 2. FOREIGN COUNTRIES AND CHINA.....	...	1,596,909	999,534	204,773	97	3,518,722	2,900,258	6,983
GRAND TOTAL.....		2,596,443		204,870		6,418,980		6,983		

TABLE No. 6.—PASSENGER TRAFFIC.

Passenger Traffic during the Year, 1902.

PASSENGERS TO			PASSENGERS FROM	
Foreigners.	Natives.		Foreigners.	Natives.
1,277	194,985	Shanghai and Stations <i>en route</i>	1,405	196,427
125	26,567	Hangchow „ „ „	142	34,054
151	16,229	Inland places	114	14,784
1,553	237,781	TOTAL.....	1,661	245,265

HANGCHOW TRADE REPORT,

FOR THE YEAR 1902.

1°. LOCAL.—1902, the year of Treaty negotiations and Tariff revision, cannot be classed otherwise than a satisfactory and prosperous one. District disturbances have been few and have not caused much disquietude in this province. In June, however, numbers of anti-Foreign placards were posted in the city—a result probably accounted for by the enhanced price of Rice, which at that time had risen to \$8.20 per picul, and the comparative failure of the Silk crop throwing large numbers of Silk spinners and weavers, a very excitable portion of the population, out of employment. The vigorous efforts of the Fan-t'ai to relieve the market were crowned with success: he not only obtained permission to recall a part of the *Tribute* Rice already on its way to the North, but managed also to secure an importation of some 60,000 piculs of Annam Rice from Shanghai for cheap sale here. The granaries were opened in the meantime, which further helped to relieve the tension, so that no riot took place. The autumn Rice and Wheat harvests were the best known here for years past, and business consequently improved to a proportionate extent. The Silk season opened in May, but was a very poor one; the early warm weather had caused the worms to come out, but the subsequent cold and wet days killed about 60 per cent. of them, and, in consequence, Cocoons were scarce and dear. Messrs. JARDINE, MATHESON, & Co. opened their Cocoon buying and drying place on the Settlement in May, but were only able to purchase in the neighbourhood some 247 piculs at about *Hk.fts.* 120 per picul. Later, in June, they opened again for the second crop, but only managed to obtain some 300 piculs. Cholera was epidemic in the city and surrounding districts during the months of June and July and spread its fatal wings as far as the Foreign Settlement. 10,000 victims are reported to have succumbed to the epidemic, which, however, began to abate during the early part of August. During the latter part of the year rumours were current of trouble in the Tung-lu (桐廬) district on the Ch'ien-t'ang (錢塘) River, about 200 *li* to the west of Hangchow, supposed to have been caused in the first instance by a quarrel between some Roman Catholic converts and some of the gentry about the killing of a cow. Owing to interference of others, a general quarrel took place, sides were taken, and some skirmishing occurred. The people opposing the Roman Catholic converts formed themselves into the *Ti-chu-hui* (地主會), or "Lord of the Earth Society," being headed by a *hsiu-ts'ai* of the name of P'U CHÊN-SHĒNG (濮振聲), who soon managed to secure for his ranks some 3,000 people. Quiet was nearly restored when the Government sent troops, and this gave cause for a new and more vigorous outbreak, especially as the military commander took rough measures with the people and wanted them to give up the leader of the *Ti-chu-hui*. At this point the disturbance threatened to become a general rising, and multifarious reports of the defeats of the Government troops reached Hangchow and caused great anxiety to the officials. Owing, however, to the energetic measures resorted to by the Director of the Foreign Office, HSÜ CHÊN-KAN (許貞幹), the Generalissimo of Chehkiang, the disturbance was soon put down. 4,000 soldiers were sent to the scene of the riot, who fought several times successfully with the *Ti-chu-hui* and managed to restore order, the majority of the rioters escaping to the hills. So great was the uneasiness amongst the city officials during this trouble that the

gates were closed an hour earlier than usual, and the Chih-fu on several occasions made both official and secret nightly visits, or *ch'a-yeh* (查夜), to the Sub-Magistrates of the districts on the outskirts of the city. As usual, some rowdies posted anti-Foreign placards giving a date for the destruction of all Foreigners, but nothing came of it.

2°. REVENUE.—The total collection of Dues and Duties was *Hk.Ts* 593,641, as against *Hk.Ts* 618,128 in 1901 and *Hk.Ts* 534,666 in 1900. The following table will show the amounts collected during the different quarters:—

QUARTER.	1900.	1901.	1902.
	<i>Hk.Ts</i>	<i>Hk.Ts</i>	<i>Hk.Ts</i>
March.....	94,398	80,771	101,102
June.....	106,607	114,636	132,415
September.....	226,527	297,037	228,326
December.....	107,134	125,684	131,798
TOTAL..... <i>Hk.Ts</i>	534,666	618,128	593,641

Although the year's Revenue shows a falling off of *Hk.Ts* 24,487 from that of the previous year, the decrease is not due to any loss of trade, which, as a matter of fact, shows a very satisfactory advance, but to the reduction of the Duty on Tea, which has caused a loss to the year's collection of over *Hk.Ts* 120,000. The Kashing Customs Station, a branch of this Custom House, contributed the sum of *Hk.Ts* 300,782 to the Revenue, of which 68 per cent. was derived from Import Duties and Likin on Foreign Opium.

3°. FOREIGN TRADE.—No remarks.

4°. COAST TRADE.—(a.) *Original Shipments Coastwise*.—Goods shipped from Hangchow under this heading show a steady increase. The total value during the year amounted to *Hk.Ts* 7,125,445, as against *Hk.Ts* 5,815,982 in 1901 and *Hk.Ts* 4,785,371 in 1900. The following comparative table gives the values of the principal articles of Export during the last three years:—

ARTICLE.	1900.	1901.	1902.
	<i>Hk.Ts</i>	<i>Hk.Ts</i>	<i>Hk.Ts</i>
Tea.....	1,922,171	2,585,157	3,698,262
Silk Piece Goods.....	1,583,693	1,504,430	1,335,831
Silk.....	693,426	917,041	827,378
Paper Fans.....	185,977	229,789	312,863
Cabbage Cake.....	66,326	112,617	112,186
Raw Cotton.....	32,209	66,321	122,132
Leaf Tobacco.....	7,129	23,045	104,485

A good Tea crop in Fychow and Pingsuey caused large consignments of Green Tea to be shipped through Hangchow, amounting to an aggregate total of 101,759 piculs, as against 81,113 piculs in 1901. The falling off of 369 piculs in the export of Silk Piece Goods during the year is the result of the last two indifferent seasons experienced; the amount of the first crop of Cocoons brought on the market not being sufficient to satisfy Foreign buyers, the second crop had to be used to make up the deficiency, so that the weavers, who in past years were in the habit of using the second crop of Cocoons exclusively themselves, ran short of material, which caused the price of Woven Silk Goods to rise far above the ordinary level. 2,135 piculs of Silk Piece Goods and 1,552 piculs of Raw and Thrown Silk were shipped during the year, as against 2,504 and 1,861 piculs respectively during 1901.

(b.) *Reshipments Coastwise.*—No remarks.

(c.) *Coastwise Arrivals.*—The net value of Foreign trade was *Hk.Tts* 3,660,386, as against *Hk.Tts* 3,565,760 in 1901 and *Hk.Tts* 2,581,807 in 1900, giving an increase of *Hk.Tts* 94,626 over the total for 1901. The principal articles of Foreign origin which show an advance over the figures of 1901 are: Nail-rod and Bar Iron, 9,724 piculs, against 9,612 piculs in 1901; Coal, 16,626 tons, against 11,489 tons; Aniline Dyes, *Hk.Tts* 75,701, against *Hk.Tts* 56,095; Brown Sugar, 35,799 piculs, and White and Refined Sugar, 147,924 piculs, against 17,840 and 101,199 piculs respectively during 1901. A decrease in importation is, however, noticed in Matches, 402,690 gross, against 501,200 gross during 1901; in Kerosene Oil, 2,947,931 gallons, against 3,403,175 gallons, in which falling off American Oil participated with 509,560 gallons and Russian Oil with 132,950 gallons, while Sumatra Oil topped its importation for the preceding year by 187,266 gallons. In Native trade the net total is given as *Hk.Tts* 3,523,652, against *Hk.Tts* 2,723,925 in 1901 and *Hk.Tts* 2,066,593 in 1900, showing an increase of *Hk.Tts* 799,727 over the figures for 1901. The following articles show a considerable advance: Beans, 383,452 piculs, against 221,492 piculs; Dates, 26,661 piculs, against 13,548 piculs; Maize, 7,048 piculs, against 824 piculs; Rattan and Bamboo Mats, 249,769 pieces, against 176,574 pieces; Native Opium, 95 piculs, against 1 picul; Brown Sugar, 112,423 piculs, against 95,077 piculs; and White Sugar, 18,289 piculs, against 17,950 piculs. Of articles showing a decrease, the following deserve to be mentioned: Beancake, 27,712 piculs, against 66,640 piculs; and Leaf Tobacco, 5,739 piculs, against 11,683 piculs. Some 60,000 piculs of Rice were imported from Shanghai during May, June, and July, when the local supply ran short.

5°. *INLAND TRANSIT.*—(a.) *Inwards.*—This trade shows a continuous though slight upward tendency: 4,825 Passes were issued and *Hk.Tts* 6,936 collected, against 3,985 Passes issued and *Hk.Tts* 5,538 received in 1901. The total value of the trade amounted to *Hk.Tts* 339,180, against *Hk.Tts* 306,152 during 1901. The principal articles carried into the interior are Sugar, Kerosene Oil, Matches, Seaweed, and Bicho de Mar.

(b.) *Outwards.*—*Nil.*

6°. *SHIPPING.*—The steam-launch traffic shows a considerable increase. Three lines of steam-launches run daily to Shanghai, one to Soochow *via* Kashing, and one to Soochow *via* Hu-chou. The total number of steam-launches entered during the year was 1,915, against 1,544 the previous year and 1,130 in 1900, the number of passenger-boats having increased proportionately. Of trading junks, 4,792 have arrived during the year, against 3,611 in 1901 and 2,677 in 1900. The Li Yung Company, which started in June 1901, was in November 1902 taken over by the China Merchants Steam Navigation Company under the style of China Merchants Inland Steam-launch Company. Owing to there having been plenty of water in the Canal, the alternative route between Kashing and Hangchow was only used on a few occasions. The highest water was registered at the Customs tide-pole in September, with 11 feet 10 inches, and the lowest in December, with 7 feet 5 inches.

7°. *PASSENGER TRAFFIC.*—The steam-launches (including passenger-boats) running between Hangchow and Shanghai carried 178,509 passengers during the year, as against 123,941 in 1901; and on the Hangchow-Soochow route 73,240 passengers, as against 54,938 during the previous year.

8°. *TREASURE.*—The amount of Silver in Sycee and Dollars imported from Shanghai reached a total of *Hk.Tts* 520,630, and from Soochow, *Hk.Tts* 2,406,270; and the amount exported to Shanghai, *Hk.Tts* 2,452,191, and Soochow, *Hk.Tts* 318,930.

9°. OPIUM.—(a.) *Foreign*.—Some 1,870 piculs were imported during the year, as against 1,852 piculs in 1901.

(b.) *Native*.—95 piculs were imported, consisting of Kiangsu, 4 piculs; Szechwan, 76 piculs; and Yunnan, 15 piculs. The total importation of Native drug during 1901 consisted of only 142 catties Yunnan Opium.

10°. MISCELLANEOUS.—Mr. KAO, the obliging manager of the New Tung Yi Kung Cotton Mill Company, has given me the following particulars of the working of the mill during the year. In the early portion of the year the mill was only allowed to work every other day, for want of sufficient capital. Later on, however, the present manager, with the help of a small syndicate, having raised further funds, was permitted by the Governor and Treasurer to lease the mill, paying off the government loan by instalments, and work it for the benefit of his syndicate; since then the mill has been working every day and night, employing some 1,300 hands—men, women, and girls. The Cotton used is chiefly Native, from Kiangsu and Chehkiang. In the latter province, Shao-hsing and its immediate neighbourhood supply the greater part of the raw material, leaving only some 20 per cent. to be filled by importation from India. The average price paid for Raw Cotton bought locally was Fr s. 18 per picul. The output for the year was 2,600,000 lb. of Yarn, which sold for Fr s. 76 a bale of 400 lb., mostly to local buyers, only Rope being shipped to Shanghai. The Li Yung Company's Flour Mill, which, owing to insufficient capital, has not been worked for a long time, was temporarily leased to several merchants, who turned out some 6,000 odd piculs of Flour for local consumption. Fire insurance is steadily increasing in the city, and it is reported that several thousand dollars were paid in premia during the year. A printing office started work early in the year with combined Chinese and Japanese capital, and is doing a fair business. On the 1st July a post office was opened on the Settlement (it does not take the status of an independent office, but is a section of the head city office), adjoining the Customs Examination Shed, and has been very largely used by merchants sending parcels of Silk Piece Goods, which can be forwarded, after Customs examination, direct from here without having to go into the city again to the head post office. Two more post offices were also opened—one a branch office at Dongsi, to facilitate the forwarding of correspondence to and from Mokanshan, and the other an inland office at Hsiao-shan (蕭山), in the vicinity of Shao-hsing. More postal extension is contemplated in the near future, when this city will be connected through inland postal routes with Wuhu *via* Tun-chi (屯溪) on the Chehkiang-Anhwei border. A temple (李公祠), to enclose the memorial tablet of the late Viceroy LI HUNG-CHANG, has been erected outside the city wall, on the border of the Western Lake (西湖); it is very handsomely designed. A Native "Natural Feet Society" (天足會) has been started by some of the leading citizens, and numbers of the literati have already joined; lists are sent all over the province asking people to subscribe their names to the association.

P. VON TANNER,

Commissioner of Customs.

HANGCHOW, 19th February 1903.

HANGCHOW TRADE RETURNS, FOR THE YEAR 1902.

A.—GENERAL TABLES.

TABLE No. I.—SHIPPING.

Number of Vessels Entered and Cleared under each Flag, for the Year ended
31st December 1902.

a.—Under General Regulations.

FLAG.	ENTERED INWARDS.								
	SHANGHAI.			SOOCHOW.			TOTAL.		
	Steam- launches.	Passenger Boats.	Trading Junks.	Steam- launches.	Passenger Boats.	Trading Junks.	Steam- launches.	Passenger Boats.	Trading Junks.
German	1	...	1	1	...	1
Japanese	211	409	300	315	576	5	526	985	305
Chinese	932	2,057	4,483	456	1,252	3	1,388	3,309	4,486
Total Entered	1,144	2,466	4,784	771	1,828	8	1,915	4,294	4,792
	CLEARED OUTWARDS.								
German	1	1
Japanese	211	301	284	315	535	29	526	836	313
Chinese	928	1,947	4,668	460	1,136	5	1,388	3,083	4,673
Total Cleared	1,140	2,248	4,952	775	1,671	34	1,915	3,919	4,986
TOTAL ENTERED AND CLEARED	2,284	4,714	9,736	1,546	3,499	42	3,830	8,213	9,778

b.—Under Inland Steam Navigation Rules.

Nil.

TABLE No. II.—GROSS AND NET VALUES OF THE TRADE OF HANGCHOW,
1900 TO 1902.

	1900.		1901.		1902.	
	NET VALUES.	GROSS VALUES.	NET VALUES.	GROSS VALUES.	NET VALUES.	GROSS VALUES.
	<i>Hk. Tls</i>	<i>Hk. Tls</i>	<i>Hk. Tls</i>	<i>Hk. Tls</i>	<i>Hk. Tls</i>	<i>Hk. Tls</i>
FOREIGN GOODS.						
Imported from Foreign Countries and Hongkong.....	
Imported from Chinese Ports	2,591,543		3,575,527		3,669,297	
Total Foreign Imports.....		2,591,543		3,575,527		3,669,297
Re-exported to Foreign Countries and Hongkong	
Re-exported to Chinese Ports (chiefly to Shanghai) ...	9,736		9,767		8,911	
Total Foreign Re-exports.....	9,736		9,767		8,911	
Net Total Foreign Imports.....	2,581,807		3,565,760		3,660,386	
NATIVE PRODUCE.						
Imported (chiefly from Shanghai, Soochow, and } Canton).....		2,086,659		2,733,049		3,530,280
Re-exported to Foreign Countries	
Re-exported to Chinese Ports.....	20,066		9,124		6,628	
Total Native Re-exports.....	20,066		9,124		6,628	
Net Total Native Imports.....	2,066,593		2,723,925		3,523,652	
Native Produce of local origin Exported to } Foreign Countries.....	
Native Produce of local origin Exported to } Chinese Ports.....	4,785,371		5,815,982		7,125,445	
Total Exports of local origin ...		4,785,371		5,815,982		7,125,445
Gross Value of the Trade of the Port.....		9,463,573		12,124,558		14,325,022
Net Value of the Trade of the Port, i.e., Foreign } and Native Imports less Re-exports, and Native } Exports of local origin.....	9,433,771		12,105,667		14,309,483	

TABLE No. III.—TRADE IN FOREIGN GOODS.—Imports and Re-exports.

DESCRIPTION OF GOODS.	Classifier of Quantity.	IMPORTS FROM FOREIGN COUNTRIES AND HONGKONG.		IMPORTS FROM CHINESE PORTS.		RE-EXPORTS TO FOREIGN COUNTRIES AND HONGKONG.		RE-EXPORTS TO CHINESE PORTS.		NET TOTAL IMPORTS.	
		Quantity.	Value.	Quantity.	Value.	Quantity.	Value.	Quantity.	Value.	Quantity.	Value.
OPICUM.											
Malwa.....	Piculs	...	Hk. ₹	1,836.50	1,395,740	10.00	7,600	1,826.50	1,388,140
Patna.....	"	30.00	21,150	30.00	21,150
Persian.....	"	13.00	8,580	13.00	8,580
COTTON GOODS.											
Shirtings, Grey, Plain, over 7 lb. and not over 9 lb., English.....	Pieces	51	117	51	117
Sheetings, Grey, Plain, over 9 lb. and not over 11 lb., American.....	"	200	600	200	600
Drills, 12 $\frac{1}{2}$ lb. & under, American.....	"	30	90	30	90
" " " English.....	"	15	40	15	40
Jeans, 30 yards, Dutch.....	"	20	50	20	50
T-Cloths, 36 inches by 24 yards, English.....	"	140	392	140	392
Cotton Italians, Plain, Fast Black.....	"	28	84	28	84
" Flannel, Plain, Dyed, and Printed.....	"	120	322	120	322
Handkerchiefs, Plain, Dyed, and Printed.....	Dozens	1,170	383	1,170	383
Towels, Honeycomb and Huckaback, 18 inches by 40 inches, Japanese.....	"	9,282	4,548	9,282	4,548
Cotton Goods, Unclassed.....	Yards	1,500	237	1,500	237
" Yarn, Grey & Bleached, Indian.....	Piculs	111	2,513	111	2,513
" Thread, in Balls.....	"	5	317	5	317
WOOLLEN GOODS.											
Woollen and Worsted Yarn and Cord.....	Piculs	103	9,920	103	9,920
MISCELLANEOUS PIECE GOODS.											
Gunny Cloth.....	Yards	16,000	865	16,000	865
Miscellaneous Piece Goods, Unclassed.....	"	4,090	477	4,090	477
METALS.											
Copper:—											
Sheets and Plates.....	Piculs	14	261	14	261
Iron and Mild Steel, New:—											
Bars.....	Piculs	2,113	5,951	2,113	5,951
Chains, and Parts of.....	"	22	136	22	136
Cobbles and Wire Shorts.....	"	487	1,240	487	1,240
Dross.....	"	498	2,654	498	2,654
Hoops.....	"	163	343	163	343
Nail-rod.....	"	7,611	21,736	7,611	21,736
Nails, Wire.....	"	1,784	8,092	1,784	8,092
Pig.....	"	568	1,146	568	1,146
Plate Cuttings.....	"	3,455	9,891	3,455	9,891
Sheets and Plates.....	"	130	393	130	393
Wire.....	"	723	3,642	723	3,642
Iron and Mild Steel, Old:—											
Bars.....	Piculs	481	762	481	762
Horseshoes.....	"	1,159	2,261	1,159	2,261
Wire.....	"	483	913	483	913
Rope.....	"	821	1,764	821	1,764

TABLE No. III.—TRADE IN FOREIGN GOODS.—Imports and Re-exports—Cont^d

DESCRIPTION OF GOODS.	Classifier of Quantity.	IMPORTS FROM FOREIGN COUNTRIES AND HONGKONG.		IMPORTS FROM CHINESE PORTS.		RE-EXPORTS TO FOREIGN COUNTRIES AND HONGKONG.		RE-EXPORTS TO CHINESE PORTS.		NET TOTAL IMPORTS.	
		Quantity.	Value.	Quantity.	Value.	Quantity.	Value.	Quantity.	Value.	Quantity.	Value.
Iron, Galvanized:—			<i>Hk. Ta</i>		<i>Hk. Ta</i>		<i>Hk. Ta</i>		<i>Hk. Ta</i>		<i>Hk. Ta</i>
Sheets, Plain.....	<i>Piculs</i>	252	1,689	252	1,689
Lead, in Pigs and Bars.....	"	313	1,919	313	1,919
Steel, Bamboo and Bars.....	"	671	2,913	671	2,913
Tin Dross and Refuse.....	"	35	312	35	312
" Slabs.....	"	1,345	51,330	1,345	51,330
Tinned Plates, Decorated and Plain.....	"	107	743	107	743
Zinc, Sheets.....	"	140	1,437	140	1,437
SUNDRIES.											
Aniseed, Star.....	<i>Piculs</i>	74	893	74	893
Articles de Ménage.....	<i>Value</i>	1,980	510	1,470
Bags, Gunny.....	<i>Pieces</i>	8,850	668	8,850	668
Basins and Boxes, Tin.....	<i>Dozens</i>	4,127	1,571	4,127	1,571
Bicho de Mar, Black.....	<i>Piculs</i>	340	13,931	340	13,931
" " White.....	"	522	10,972	522	10,972
Braid, Llana.....	<i>Boxes</i>	17,620	3,695	17,620	3,695
Buttons, Brass and Fancy.....	<i>Gross</i>	1,960	500	1,960	500
Candles.....	<i>Piculs</i>	1,471	24,973	1,471	24,973
Canes, Bamboo.....	<i>Pieces</i>	146,300	1,331	21,600	194	124,700	1,137
" Tsung-chu.....	<i>Piculs</i>	1,273	6,055	1,273	6,055
Cardamoms, Superior and Inferior.....	"	31	1,089	31	1,089
Cement.....	"	389	517	389	517
Cigarettes.....	<i>Value</i>	10,991	10,991
Cigars.....	"	4,710	4,710
Clocks.....	<i>Pieces</i>	1,886	2,779	1,886	2,779
Coal.....	<i>Tons</i>	16,626	19,405	16,626	19,405
Cockles, Fresh.....	<i>Piculs</i>	561	769	561	769
Coir Sales.....	"	231	1,212	231	1,212
Coke.....	<i>Tons</i>	125	2,000	125	2,000
Compoys.....	<i>Piculs</i>	163	6,825	163	6,825
Corn, Indian.....	"	2,331	4,661	2,331	4,661
Cotton, Raw.....	"	4,803	69,864	4,803	69,864
Dyes and Colours:—											
Dyes, Aniline.....	<i>Value</i>	75,716	15	75,701
Unclassed.....	<i>Piculs</i>	29	757	29	757
Fans, Palm-leaf, Fine.....	<i>Pieces</i>	98,800	1,066	98,800	1,066
" " Coarse.....	"	1,675,400	10,695	1,675,400	10,695
Fish and Fishery Products.....	<i>Piculs</i>	438	2,647	438	2,647
Flint.....	"	581	581	581	581
Flour, American.....	"	394	1,467	394	1,467
" Tapioca.....	"	236	925	236	925
Glass, Window.....	<i>Boxes</i>	3,378	9,904	3,378	9,904
Glassware.....	<i>Piculs</i>	89	1,655	89	1,655
Glue, Cow.....	<i>Value</i>	5,611	5,611
Indigo, Dried.....	<i>Piculs</i>	204	2,846	204	2,846
" Liquid.....	"	93	1,732	93	1,732
" " Liquid.....	"	899	5,053	899	5,053
Isinglass.....	"	117	5,035	117	5,035
Lamps.....	<i>Pieces</i>	23,271	5,475	23,271	5,475
Lead, Red and Yellow.....	<i>Piculs</i>	124	813	124	813
" White.....	"	758	6,411	758	6,411
Leather, Cow.....	"	885	32,465	885	32,465
" Articles.....	<i>Value</i>	941	941
Lang-ngan Pulp.....	<i>Piculs</i>	889	9,143	1	11	888	9,132
Machinery and Machines.....	<i>Value</i>	2,606	2,606
Mangrove Bark.....	<i>Piculs</i>	576	820	576	820
Matches, Japan.....	<i>Gross</i>	402,690	97,511	402,690	97,511

TABLE No. III.—TRADE IN FOREIGN GOODS.—Imports and Re-exports—Cont^d.

DESCRIPTION OF GOODS.	Classifier of Quantity.	IMPORTS FROM FOREIGN COUNTRIES AND HONGKONG.		IMPORTS FROM CHINESE PORTS.		RE-EXPORTS TO FOREIGN COUNTRIES AND HONGKONG.		RE-EXPORTS TO CHINESE PORTS.		NET TOTAL IMPORTS.	
		Quantity.	Value.	Quantity.	Value.	Quantity.	Value.	Quantity.	Value.	Quantity.	Value.
Mats of all kinds.....	Pieces	...	Hk. Ts	5,788	Hk. Ts	708	5,788	708
Medical Appliances and Druggists Sundries.....	Value	1,685	1,685
Medicines.....	Piculs	407	3,402	1	10	406	3,392
Milk, Condensed, in Tins.....	Dozens	825	1,552	825	1,552
Mill Supplies.....	Value	4,212	4,212
Mushrooms.....	Piculs	424	23,471	424	23,471
Mussels, Dried.....	271	2,928	271	2,928
Needles.....	Mille	25,600	6,521	25,600	6,521
Oil, Kerosene, American.....	Galls.	2,616,140	381,546	2,616,140	381,546
" " Russian.....	"	36,500	4,170	36,500	4,170
" " Sumatra.....	"	275,291	25,824	275,291	25,824
" " in bulk.....	"	20,000	1,774	20,000	1,774
" Cocoa-nut.....	Piculs	88	1,207	88	1,207
" Engine.....	Galls.	4,807	1,300	4,807	1,300
Paper, 1st Quality.....	Piculs	478	10,156	478	10,156
Peel, Orange.....	"	82	1,300	82	1,300
Pepper, Black.....	"	233	3,218	233	3,218
Personal Effects.....	Value	833	833
Prawns and Shrimps, Dried.....	Piculs	2,621	45,920	2,621	45,920
Provisions.....	"	761	2,004	761	2,004
Rattans, Whole.....	"	1,438	9,150	1,438	9,150
Sandalwood.....	"	2,944	39,592	11	160	2,933	39,432
Sapanwood.....	"	1,152	3,174	1,152	3,174
Seaweed, Japan, and Agar-agar.....	"	4,073	10,403	4,073	10,403
Sharks Fins, Black.....	"	14	539	14	539
" " White.....	"	50	3,609	50	3,609
" " Prepared.....	"	10	1,377	10	1,377
Soap, Bar.....	"	2,390	41,320	2,390	41,320
" Toilet.....	"	28	1,200	28	1,200
Soapstone Powder.....	"	229	548	229	548
Soda.....	"	2,566	7,676	2,566	7,676
" Ash.....	"	408	1,175	408	1,175
Stationery.....	Value	2,148	2,148
Sticklac.....	Piculs	46	736	46	736
Stores.....	Value	5,248	5,248
Sugar, Brown.....	Piculs	35,799	142,922	35,799	142,922
" White and Refined.....	"	147,924	758,894	147,924	758,894
" Candy.....	"	1,681	11,789	1,681	11,789
Sulphuric Acid.....	"	143	525	143	525
Telegraphic Materials.....	Value	4,070	4,070
Tinder.....	Piculs	555	3,993	555	3,993
Tobacco, Stalk.....	"	195	569	195	569
Toilet Requisites.....	Value	1,100	1,100
Turmeric.....	Piculs	2,334	9,926	2,334	9,926
Umbrellas, Cotton.....	Dozens	3,705	13,272	3,705	13,272
Varnish.....	Piculs	43	1,527	43	1,527
Vermilion.....	"	160	12,530	160	12,530
Waters, Aerated and Mineral.....	Value	755	20	735
Wine.....	"	1,314	40	1,274
Wood of all kinds.....	Piculs	906	1,930	906	1,930
Worm Tablets, in Bottles.....	Dozens	812	864	812	864
Sundries, Unenumerated.....	Value	7,741	90	7,651
TOTAL.....	Hk. Ts	3,669,297	8,911	3,660,386

SUMMARY.

IMPORTS from Foreign Countries.....	<i>Hk. Ta</i>	<i>Nil</i>
Imports from Chinese Ports.....	" *	3,669,297
TOTAL FOREIGN IMPORTS.....	—————	<i>Hk. Ta</i> 3,669,297
RE-EXPORTS to Central Ports.....	<i>Hk. Ta</i>	8,911
Total to Chinese Ports.....	<i>Hk. Ta</i>	8,911
TOTAL FOREIGN RE-EXPORTS	—————	<i>Hk. Ta</i> 8,911
NET TOTAL FOREIGN IMPORTS	—————	<i>Hk. Ta</i> 3,660,386
		—————

TABLE No. IV.—TRADE IN NATIVE PRODUCE.—Imports and Re-exports.

DESCRIPTION OF GOODS.	Classifier of Quantity.	IMPORTS FROM CHINESE PORTS.		RE-EXPORTS TO CHINESE PORTS.		RE-EXPORTS TO FOREIGN COUNTRIES AND HONGKONG.		NET TOTAL IMPORTS.	
		Quantity.	Value.	Quantity.	Value.	Quantity.	Value.	Quantity.	Value.
			<i>Hk. Ts</i>		<i>Hk. Ts</i>		<i>Hk. Ts</i>		<i>Hk. Ts</i>
Almonds, Sweet.....	<i>Piculs</i>	129	1,676	129	1,676
Alum, Green.....	"	3,573	5,003	3,573	5,003
Bamboo Shoots, Dried.....	"	5,133	30,038	5,133	30,038
Bean-cake.....	"	27,952	41,928	240	360	27,712	41,568
Beans.....	"	383,452	958,629	383,452	958,629
Bow Strings.....	"	6	418	6	418
Brass-foil.....	"	22	817	22	817
Buttons, Brass.....	"	11	701	11	701
Cake-stuff.....	"	115	489	115	489
Canes, Bamboo.....	<i>Pieces</i>	151,700	1,365	13,200	119	138,500	1,246
China-root.....	<i>Piculs</i>	64	641	64	641
Chowchow.....	"	421	2,065	421	2,065
Coal.....	<i>Tons</i>	225	1,575	225	1,575
Cockles.....	<i>Piculs</i>	1,576	2,350	1,576	2,350
Coir.....	"	1,501	7,504	1,501	7,504
Crabs, Salted.....	"	830	1,812	830	1,812
Dates, Black.....	"	16,881	202,572	16,881	202,572
" Red.....	"	9,780	68,459	9,780	68,459
Dye-stuff.....	"	6,508	6,606	6,508	6,606
Earth, Red.....	"	1,465	1,437	1,465	1,437
Fans, Fancy and Gauze.....	<i>Pieces</i>	9,552	455	9,552	455
Fire-crackers and Fireworks.....	<i>Piculs</i>	219	1,755	219	1,755
Fish, Dried.....	"	462	6,465	462	6,465
" Salt.....	"	1,894	5,680	1,894	5,680
Flour, Shanghai Mill.....	"	4,480	14,136	4,480	14,136
" Potato.....	"	3,335	8,189	3,335	8,189
Fruit, Fresh.....	"	18,676	24,751	18,676	24,751
Fungus.....	"	1,796	53,879	1,796	53,879
Furniture.....	<i>Value</i>	...	963	963
Glassware.....	<i>Piculs</i>	70	1,265	70	1,265
Glue, Cow.....	"	140	1,966	140	1,966
Gypsum.....	"	31,935	31,935	31,935	31,935
Hair, Pig.....	"	224	601	224	601
Hemp.....	"	3,108	31,078	16	160	3,092	30,918
Indigo, Dried.....	"	50	1,054	1	28	49	1,026
" Liquid.....	"	472	2,361	472	2,361
Iron Pans, Old.....	"	5,125	6,380	5,125	6,380
Ironware.....	"	60	689	60	689
Ivoryware.....	"	11	5,492	11	5,492
Jadestone.....	"	5	844	5	844
Lead, White.....	"	170	1,022	170	1,022
" Yellow.....	"	433	4,326	433	4,326
Leather, Cow.....	"	37	1,306	37	1,306
" Green.....	"	5	491	5	491
Lichees, Dried.....	"	1,071	10,710	4	40	1,067	10,670
Lily-Flowers, Dried.....	"	412	2,475	412	2,475
Lung-ngan Pulp.....	"	87	958	14	156	73	802
Lung-ngans, Dried.....	"	2,335	32,683	12	175	2,323	32,508
Maize.....	"	7,048	14,096	7,048	14,096
Mats, Bamboo and Rattan.....	<i>Pieces</i>	249,769	124,884	249,769	124,884
Medicines.....	<i>Piculs</i>	1,238	14,958	12	311	1,226	14,647
Mirrors.....	<i>Pieces</i>	9,727	499	9,727	499
Mushrooms.....	<i>Piculs</i>	46	3,202	46	3,202
Nutgalls.....	"	89	2,229	89	2,229
Oil, Wood.....	"	12,971	116,740	12,971	116,740
Olives.....	"	727	7,274	727	7,274
Opium, Native, Kiangsu.....	"	4	1,325	4	1,325
" " Szechwan.....	"	81	29,214	5	1,800	76	27,414
" " Yunnan.....	"	21	8,303	6	2,200	15	6,103

TABLE No. IV.—TRADE IN NATIVE PRODUCE.—Imports and Re-exports—Cont^d

DESCRIPTION OF GOODS.	Classifier of Quantity.	IMPORTS FROM CHINESE PORTS.		RE-EXPORTS TO CHINESE PORTS.		RE-EXPORTS TO FOREIGN COUNTRIES AND HONGKONG.		NET TOTAL IMPORTS.	
		Quantity.	Value.	Quantity.	Value.	Quantity.	Value.	Quantity.	Value.
			<i>Hk. Ts</i>		<i>Hk. Ts</i>		<i>Hk. Ts</i>		<i>Hk. Ts</i>
Paper, 1st Quality.....	<i>Piculs</i>	1,351	40,529	9	276	1,342	40,253
" 2nd ".....	"	148	887	148	887
Parchment.....	<i>Pieces</i>	1,346	496	1,346	496
Peel, Orange.....	<i>Piculs</i>	195	3,314	195	3,314
Preserves.....	"	140	1,263	140	1,263
Provisions.....	"	392	1,994	392	1,994
Rice, <i>Duty Free</i>	"	60,503	242,011	60,503	242,011
" Red.....	"	114	1,188	114	1,188
Safflower.....	"	50	2,428	2	129	48	2,299
Seed, Flower.....	"	646	2,657	646	2,657
" Lily Flower, or Lotus-nuts.....	"	546	6,554	546	6,554
" Melon.....	"	9,008	63,053	9,008	63,053
" Rape.....	"	160	239	160	239
" Sesamum.....	"	1,900	9,499	1,900	9,499
Sharks Fins, White.....	"	20	1,767	20	1,767
Shrimp Skins.....	"	627	2,592	627	2,592
Silk, Raw, White.....	"	18	5,632	18	5,632
" Yellow.....	"	43	12,771	43	12,771
" Piece Goods.....	"	12	7,005	12	7,005
" and Cotton Mixtures.....	"	4	643	4	643
" Products, Unclassed.....	<i>Value</i>	...	809	809
Skin (Fur) Clothing, Lamb.....	<i>Pieces</i>	1,441	2,329	1,441	2,329
" " Sheep.....	"	243	702	243	702
Skins (Furs), Goat and Lamb.....	"	504	1,976	504	1,976
" " Squirrel.....	"	1,531	484	1,531	484
" " Various.....	"	303	100	303	100
" Ass, Prepared.....	<i>Piculs</i>	323	17,207	323	17,207
Snuff.....	"	184	5,875	184	5,875
Soda.....	"	1,461	3,830	1,461	3,830
Sugar, Brown.....	"	112,423	449,694	112,423	449,694
" White.....	"	18,289	93,273	18,289	93,273
" Candy.....	"	5,090	40,716	5,090	40,716
Tallow, Animal.....	"	93	793	93	793
" Vegetable.....	"	3,696	29,571	3,696	29,571
Tobacco, Leaf.....	"	5,745	68,936	6	72	5,739	68,864
" Prepared.....	"	15,116	256,965	20	347	15,096	256,618
" Stalk.....	"	3,545	7,404	16	19	3,529	7,385
Turmeric.....	"	728	2,911	728	2,911
Turnips, Salted.....	"	351	2,631	351	2,631
Varnish.....	"	1,553	74,559	1,553	74,559
Vermicelli.....	"	148	738	148	738
Walnuts.....	"	1,516	5,859	1,516	5,859
" Shelled, or Walnut Pulp.....	"	4,443	28,860	4,443	28,860
Wax, White.....	"	1,091	103,951	1,091	103,951
Wheat, <i>Duty Free</i>	"	552	1,655	552	1,655
Woodware.....	"	21	499	2	56	19	443
Sundries, Unenumerated.....	<i>Value</i>	...	8,713	...	380	8,333
TOTAL.....	<i>Hk. Ts</i>	...	3,530,280	...	6,628	3,523,652

SUMMARY.

IMPORTS from Central Ports.....	<i>Hk. Tn</i>	3,426,746
" " Southern Ports.....	"	103,534
Total from Chinese Ports.....	<i>Hk. Tn</i>	3,530,280
TOTAL NATIVE IMPORTS.....	<i>Hk. Tn</i>	3,530,280
RE-EXPORTS to Central Ports.....	<i>Hk. Tn</i>	6,628
Total to Chinese Ports.....	<i>Hk. Tn</i>	6,628
TOTAL NATIVE RE-EXPORTS.....	<i>Hk. Tn</i>	6,628
NET TOTAL NATIVE IMPORTS.....	<i>Hk. Tn</i>	3,523,652

TABLE No. V.—TRADE IN NATIVE PRODUCE.—Exports and Re-exports.

DESCRIPTION OF GOODS.	Classifier of Quantity.	EXPORTS TO FOREIGN COUNTRIES.		EXPORTS TO HONGKONG.		EXPORTS TO CHINESE PORTS.		TOTAL RE-EXPORTS TO FOREIGN COUNTRIES, HONGKONG, AND CHINESE PORTS.		TOTAL EXPORTS (including Re-exports).	
		Quantity.	Value.	Quantity.	Value.	Quantity.	Value.	Quantity.	Value.	Quantity.	Value.
			Hk. <i>Tls</i>		Hk. <i>Tls</i>		Hk. <i>Tls</i>		Hk. <i>Tls</i>		Hk. <i>Tls</i>
Bamboo Husk	<i>Piculs</i>	6,035	6,169	6,035	6,169
" Shoots	"	3,448	11,772	3,448	11,772
Bambooware	"	311	6,229	311	6,229
Beancake	"	240	360	240	360
Beans	"	7,992	11,989	7,992	11,989
Brassware	"	16	470	16	470
Cabbage Cake	"	186,974	112,186	186,974	112,186
Canes, Bamboo	<i>Pieces</i>	34,300	319	13,200	119	47,500	438
Charcoal	<i>Piculs</i>	59,921	29,682	59,921	29,682
Chestnuts	"	227	1,023	227	1,023
Cotton, Raw	"	9,395	122,132	9,395	122,132
" Waste	"	391	1,923	391	1,923
" Yarn, Hangchow *	"	2,858	65,725	2,858	65,725
Dates, Black	"	1,836	16,528	1,836	16,528
Fan Leaves	<i>Pieces</i>	45,820	900	45,820	900
Fans, Fancy	"	1,881	647	1,881	647
" Paper	"	5,688,422	312,863	5,688,422	312,863
Feathers, Duck, Fowl, etc.	<i>Piculs</i>	184	2,506	184	2,506
Firewood	"	232,938	57,061	232,938	57,061
Flour	"	377	1,318	377	1,318
Fruit, Fresh	"	945	939	945	939
Hams	"	1,536	23,046	1,536	23,046
Hemp Skin	"	14,732	31,973	14,732	31,973
" Sacking	<i>Pieces</i>	44,920	6,263	44,920	6,263
Hides, Cow	<i>Piculs</i>	695	11,815	695	11,815
Leather Trunks	"	21	517	21	517
Medicines	"	8,765	30,777	14	440	8,779	31,217
Nutgalls	"	354	8,854	354	8,854
Nuts, White	"	184	606	184	606
Opium, Native, Szechwan	"	5	1,800	5	1,800
" " Yunnan	"	6	2,200	6	2,200
Paper, 1st Quality	"	292	8,759	9	276	301	9,035
" 2nd "	"	626	3,131	626	3,131
" Black "	"	30	2,384	30	2,384
Peppermint Leaf	"	286	687	286	687
Preserves	"	307	3,989	307	3,989
Provisions	"	258	2,010	30	371	288	2,381
Scissors	<i>Pairs</i>	35,683	1,475	35,683	1,475
Seed, Cabbage	<i>Piculs</i>	50,817	76,240	50,817	76,240
" Cotton	"	7,500	3,810	7,500	3,810
" Lily Flower, or Lotus-nuts	"	1,531	18,378	1,531	18,378
Silk, Raw, White	"	646	258,480	646	258,480
" " Thrown	"	231	150,150	231	150,150
" " Steam Filature	"	675	418,748	675	418,748
" Cocoons, Whole	"	502	40,165	502	40,165
" " Pierced	"	358	23,251	358	23,251
" " Stained	"	25	508	25	508
" Refuse	"	1,311	78,664	1,311	78,664
" Wadding	"	12	1,091	12	1,091
" Piece Goods	"	2,135	1,323,762	2,135	1,323,762
" and Cotton Mixtures	"	4	755	4	755
" Thread	"	22	11,055	22	11,055
" Products, Unclassed	<i>Value</i>	1,014	1,014
Silkworms, Dried	<i>Piculs</i>	230	919	230	919
Tallow, Animal	"	284	2,269	284	2,269
Tea, Black	"	189	4,720	189	4,720
" Green, Fychow	"	98,693	3,400,019	98,693	3,400,019
" " Loongching	"	1,276	63,825	1,276	63,825

* Steam Factory product.

TABLE No. V.—TRADE IN NATIVE PRODUCE.—Exports and Re-exports—Cont^d

DESCRIPTION OF GOODS.	Classifier of Quantity.	EXPORTS TO FOREIGN COUNTRIES.		EXPORTS TO HONGKONG.		EXPORTS TO CHINESE PORTS.		TOTAL RE-EXPORTS TO FOREIGN COUNTRIES, HONGKONG, AND CHINESE PORTS.		TOTAL EXPORTS (including Re-exports).	
		Quantity.	Value.	Quantity.	Value.	Quantity.	Value.	Quantity.	Value.	Quantity.	Value.
			<i>Hk. Ts</i>		<i>Hk. Ts</i>		<i>Hk. Ts</i>		<i>Hk. Ts</i>		<i>Hk. Ts</i>
Tea, Green, Pingsuey.....	<i>Piculs</i>	3,066	105,955	3,066	105,955
" Dust.....	"	6,440	32,202	6,440	32,202
" Leaf, Unfired.....	"	6,103	91,541	6,103	91,541
Tobacco, Leaf.....	"	8,707	104,485	6	72	8,713	104,557
" Prepared.....	"	20	347	20	347
Wax, Yellow.....	"	188	6,571	188	6,571
Woodware.....	"	104	2,496	2	56	106	2,552
Sundries, Unenumerated.....	<i>Value</i>	5,709	...	587	...	6,296
TOTAL.....	<i>Hk. Ts</i>	7,125,445	6,628	7,132,073

SUMMARY.

To—	EXPORTS.		RE-EXPORTS.		TOTAL EXPORTS AND RE-EXPORTS.	
	<i>Hk. Ts</i>	<i>Hk. Ts</i>	<i>Hk. Ts</i>	<i>Hk. Ts</i>	<i>Hk. Ts</i>	<i>Hk. Ts</i>
Central Ports.....	7,125,445		6,628		7,132,073	
Total to Chinese Ports.....		7,125,445		6,628		7,132,073
GRAND TOTAL.....	7,125,445		6,628		7,132,073	

TABLE No. VI.—TRANSIT TRADE.

a.—Table showing the Destinations of the various Goods forwarded under Transit Passes to the Interior during the Year 1902.

DESCRIPTION OF GOODS.	Classifier of Quantity.	CHEHKIANG.		ANHWEL.		KIANGSI.		FUHKIEN.		TOTAL.	
		Quantity.	Value.	Quantity.	Value.	Quantity.	Value.	Quantity.	Value.	Quantity.	Value.
COTTON GOODS.											
			<i>Hk. Pa</i>		<i>Hk. Pa</i>		<i>Hk. Pa</i>		<i>Hk. Pa</i>		<i>Hk. Pa</i>
Shirtings, Grey, Plain, over 7 lb. and not over 9 lb., English.....	<i>Pieces</i>	50	115	50	115
Drills, 12½ lb. & under, American English...	"	30	90	30	90
" " " English...	"	15	40	15	40
Jeans, 30 yards, Dutch	"	20	50	20	50
T-Cloths, 36 inches by 24 yards, English	"	90	252	90	252
Cotton Italians, Plain, Fast Black	"	28	84	28	84
" Flannel, Plain, Dyed, and Printed	"	60	180	60	180
Towels, Honeycomb and Huckaback, 18 inches by 40 inches, Japanese.....	<i>Dozens</i>	120	84	120	84
METALS.											
Iron and Mild Steel, New:—											
Bars.....	<i>Piculs</i>	20	56	245	682	265	738
Cobbles and Wire Shorts	"	21	57	21	57
Nail-rod	"	17	50	17	50
Nails, Wire	"	14	53	38	154	52	207
Iron and Mild Steel, Old:—											
Plates	<i>Piculs</i>	20	40	20	40
Wire	"	30	45	30	45
Lead, in Pigs and Bars.....	"	231	1,459	231	1,459
Steel, Bamboo	"	35	191	35	191
SUNDRIES.											
Bicho de Mar, Black	<i>Piculs</i>	12	510	40	1,579	14	655	66	2,744
" " White	"	24	501	44	895	3	83	2	41	73	1,520
Compo	"	2	102	7	303	1	38	10	443
Fans, Palm-leaf, Untrimmed	<i>Pieces</i>	40,000	240	31,000	197	71,000	437
Glue, Cow	<i>Piculs</i>	14	190	82	1,160	96	1,350
Indigo, Dried	"	13	247	81	1,525	94	1,772
Isinglass	"	13	614	1	39	14	653
Lead, White and Yellow.....	"	35	316	34	291	13	123	82	730
Matches, Japan	<i>Gross</i>	50	12	22,700	5,468	750	180	23,500	5,660
Medicines.....	<i>Piculs</i>	50	1,217	6	95	56	1,312
Oil, Kerosene, American.....	<i>Galls.</i>	9,000	1,228	267,100	36,245	520	71	14,400	1,936	291,020	39,480
" " Russian	"	4,500	564	4,500	564
" " Sumatra	"	600	54	1,000	94	1,600	148
Pepper, Black.....	<i>Piculs</i>	15	214	27	327	42	541
Prawns and Shrimps, Dried	"	63	1,241	79	1,485	142	2,726
Provisions	"	10	222	19	365	5	134	1	18	35	739
Rattans, Whole	"	68	224	18	84	86	308
Sandalwood	"	32	529	330	4,041	46	507	408	5,077
Seaweed	"	1,822	4,591	577	1,584	107	267	8	22	2,514	6,464
Sharks Fins, White	"	1	91	8	932	2	295	11	1,318

a.—Table showing the Destinations of the various Goods forwarded under Transit Passes—*Cont^d*.

DESCRIPTION OF GOODS.	Classifier of Quantity.	CHEKIANG.		ANHWEI.		KIANGSI.		FUHKIEN.		TOTAL.	
		Quantity.	Value.	Quantity.	Value.	Quantity.	Value.	Quantity.	Value.	Quantity.	Value.
			<i>Hk. Ts</i>		<i>Hk. Ts</i>		<i>Hk. Ts</i>		<i>Hk. Ts</i>		<i>Hk. Ts</i>
Soap, Bar.....	<i>Piculs</i>	2	7	77	305	2	7	81	319
Soapstone Powder.....	"	10	21	204	475	7	15	221	511
Soda Ash.....	"	57	160	54	151	50	180	161	491
Sugar, Brown.....	"	4,698	18,814	14,085	56,447	1,149	4,597	209	837	20,141	80,605
" White.....	"	11,079	60,456	19,495	109,292	334	1,754	33	176	30,941	171,678
" Candy.....	"	114	834	489	3,575	13	95	2	14	618	4,518
Wood, Puru and Red.....	"	299	556	299	556
Sundries, Unenumerated.....	<i>Value</i>	...	1,337	...	1,084	...	144	...	179	...	2,744
TOTAL.....	<i>Hk. Ts</i>		94,779		231,826		9,088		3,487		339,180

b.—Table showing the Provinces from which Native Goods were brought under Transit Passes during the Year 1902

Nil.

c.—Table showing the Number of Passes issued for, and the Amount of Duties collected on, Foreign Goods forwarded to the Interior under Transit Passes, as divided between the various Nationalities, during the Year 1902.

QUARTER.	BRITISH.		JAPANESE.		CHINESE.		TOTAL.	
	No. of Passes.	Transit Dues.	No. of Passes.	Transit Dues.	No. of Passes.	Transit Dues.	No. of Passes.	Transit Dues.
		<i>Hk. Ts m.c.c.</i>		<i>Hk. Ts m.c.c.</i>		<i>Hk. Ts m.c.c.</i>		<i>Hk. Ts m.c.c.</i>
1st quarter.....	8	11.5.8.2	2	3.8.5.0	656	840.8.2.6	666	856.2.5.8
2nd ".....	2	0.5.3.8	82	85.4.2.2	1,229	1,701.0.1.1	1,313	1,786.9.7.1
3rd ".....	3	3.6.3.2	249	490.9.3.9	1,119	1,735.4.8.0	1,371	2,230.0.5.1
4th ".....	6	12.5.3.4	55	110.8.2.4	1,414	1,939.5.6.1	1,475	2,062.9.1.9
TOTAL.....	19	28.2.8.6	388	691.0.3.5	4,418	6,216.8.7.8	4,825	6,936.1.9.9

d.—Table showing the Number of Passes surrendered for, and the Amount of Duties collected on, Native Goods brought from the Interior under Transit Passes, as divided between the various Nationalities, during the Year 1902.

Nil.

TABLE No. VII.—DUTIES.

a.—Duties paid under each Flag, for the Year ended 31st December 1902.

FLAG.	IMPORT.	EXPORT.	COAST TRADE.	TONNAGE.	TRANSIT.	OPIUM LIKIN.	TOTAL.
	<i>Hk. Tam.c.c.</i>	<i>Hk. Tam.c.c.</i>	<i>Hk. Tam.c.c.</i>	<i>Hk. Tam.c.c.</i>	<i>Hk. Tam.c.c.</i>	<i>Hk. Tam.c.c.</i>	<i>Hk. Tam.c.c.</i>
British	28.2.8.6	...	28.2.8.6
German	87.2.0.0	87.2.0.0
Japanese	3,347.5.5.9	25,127.5.8.8	774.8.3.8	27.0.0	691.0.3.5	71,095.8.0.0	101,039.6.2.0
Chinese	103,023.6.5.9	208,834.8.4.3	39,784.5.5.2	8.3.0.0	6,216.8.7.8	78,472.0.0.0	436,340.2.3.2
On Opium.....	56,085.0.0.0	7.8.0.0	53.0.4.1	56,145.8.4.1
TOTAL.....	162,543.4.1.8	233,970.2.3.1	40,612.4.3.1	11.1.0.0	6,936.1.9.9	149,567.8.0.0*	593,641.1.7.9†

† No Drawbacks marked for cash payment during the year, to be deducted from this total *Hk. Tam. Nil.*

* Including *Hk. Tam.* 7.8.0.0 collected in lieu of Inland Dues on Native Opium.

b.—Comparative Table of Duties collected, for the Years 1896* to 1902.

YEARS.	IMPORT (exclusive of Opium).	EXPORT (exclusive of Opium).	COAST TRADE (exclusive of Opium).	OPIUM (Import, Export, and Coast Trade).	TONNAGE.	TRANSIT.	OPIUM LIKIN.	TOTAL.
	<i>Hk. Tam.c.c.</i>	<i>Hk. Tam.c.c.</i>	<i>Hk. Tam.c.c.</i>	<i>Hk. Tam.c.c.</i>	<i>Hk. Tam.c.c.</i>	<i>Hk. Tam.c.c.</i>	<i>Hk. Tam.c.c.</i>	<i>Hk. Tam.c.c.</i>
1896*	465.3.1.8	3,117.3.2.3	404.5.4.8	73.0.2.1	...	4,060.2.1.0
1897.....	33,605.3.2.6	227,040.6.8.9	4,137.7.6.2	29,328.0.0.0	31.6.0.0	2,523.3.7.3	78,208.0.0.0	374,874.7.5.0
1898.....	45,356.7.7.9	273,553.2.8.6	12,751.8.7.9	29,763.0.0.0	28.6.0.0	3,789.1.3.7	79,368.0.0.0	444,610.6.8.1
1899.....	51,537.2.8.4	293,195.9.8.4	30,798.6.2.2	58,701.0.0.0	25.3.0.0	5,165.6.1.2	156,536.0.0.0	595,959.8.0.2
1900.....	51,576.4.5.6	254,646.9.9.3	27,201.7.9.0	53,916.0.0.0	20.8.0.0	3,527.6.9.7	143,776.0.0.0	534,665.7.3.6
1901.....	84,380.2.7.6	289,537.8.5.3	34,975.7.5.9	55,546.6.5.0	25.1.0.0	5,538.4.4.2	148,124.4.0.0	618,128.4.8.0
1902.....	106,458.4.1.8	233,962.4.3.1	40,559.3.9.0	56,145.8.4.1	11.1.0.0	6,936.1.9.9	149,567.8.0.0	593,641.1.7.9

* Three months ended 31st December.

B.—SPECIAL TABLES.

TABLE No. 1.—IMPORT TRADE.

Comparative Table of the principal Articles of Import, for the Years 1896* to 1902.

DESCRIPTION OF GOODS.	Classifier of Quantity.	1896.*	1897.	1898.	1899.	1900.	1901.	1902.
OPIUM.								
Malwa.....	<i>Piculs</i>	...	926	941	1,914	1,760	1,822	1,827
Patna.....	"	...	42	34	42	36	28	30
Benares.....	"	...	10	18	1	1	2	...
Persian.....	"	13
METALS.								
Iron, Nail-rod and Bars.....	<i>Piculs</i>	...	1,144	3,166	8,227	4,317	9,612	9,724
Tin, Slabs.....	"	...	2,759	7,799	3,451	3,629	5,837	1,345
SUNDRIES.								
Bicho de Mar.....	<i>Piculs</i>	...	26	46	166	374	862	862
Coal.....	<i>Tons</i>	20	1,664	9,191	17,694	7,941	11,489	16,626
Dyes, Aniline.....	<i>Val., Hk. Ts</i>	134	5,421	23,774	52,376	43,886	56,095	75,701
Fans, Palm-leaf.....	<i>Pieces</i>	...	815,400	964,630	1,737,110	2,459,300	2,128,280	1,774,200
Matches, Japan.....	<i>Gross</i>	...	172,320	309,645	386,700	328,000	501,200	402,690
Oil, Kerosene, American.....	<i>Gallons</i>	2,000	1,534,123	2,483,350	2,638,730	2,002,280	3,125,700	2,616,140
" " Russian.....	"	2,000	103,150	82,150	198,200	210,710	169,450	36,500
" " Sumatra.....	"	1,000	94,200	238,900	463,060	214,800	108,025	295,291
Prawns and Shrimps, Dried.....	<i>Piculs</i>	...	100	94	402	929	1,691	2,621
Sandalwood.....	"	9	439	485	1,297	1,035	2,102	2,933
Soap.....	<i>Val., Hk. Ts</i>	...	14,991	22,724	35,999	38,374	65,684	42,520
Sugar, Brown.....	<i>Piculs</i>	...	2,755	7,923	12,436	9,946	17,840	35,799
" White and Refined.....	"	...	5,427	13,983	23,141	37,089	101,199	147,924
Umbrellas, Cotton.....	<i>Dozens</i>	...	1,339	4,190	3,406	3,609	3,200	3,705

* Three months ended 31st December.

TABLE No. 2.—EXPORT TRADE.

Comparative Table of the principal Articles of Export, for the Years 1896* to 1902.

DESCRIPTION OF GOODS.	Classifier of Quantity.	1896.*	1897.	1898.	1899.	1900.	1901.	1902.
Cabbage Cake.....	<i>Piculs</i>	40,306	114,827	110,553	187,692	186,974
Charcoal.....	"	...	3,544	26,241	40,329	1,748	20,531	59,921
Cotton, Raw.....	"	...	358	653	9,206	2,147	5,102	9,395
" Yarn, Hangchow †.....	"	30	...	1,800	1,650	2,858
Fans, Paper.....	<i>Pieces</i>	428,520	3,225,396	2,626,913	3,654,377	3,719,540	4,595,776	5,688,422
Firewood.....	<i>Piculs</i>	...	115,293	218,566	235,354	133,223	202,097	232,938
Hams.....	"	...	452	247	543	1,007	1,288	1,536
Hemp Sacking.....	<i>Pieces</i>	16,000	128,670	100,440	82,450	44,920
Medicines.....	<i>Val., Hk. Ts</i>	100	9,951	19,412	16,182	20,456	28,945	30,777
Samshu.....	<i>Piculs</i>	4,424	3,858	1,058	...
Seed, Cotton.....	"	25,586	10,950	14,022	7,500
Silk, Raw and Thrown.....	"	44	1,327	1,057	1,853	530	1,479	877
" " Steam Filature.....	"	377	773	382	675
" Cocoons.....	"	72	...	163	252	762	375	885
" Refuse.....	"	...	302	706	742	869	1,180	1,311
" Piece Goods.....	"	125	1,604	3,871	4,193	2,634	2,504	2,135
Tea, Green.....	"	41	71,131	76,393	75,274	73,385	82,054	103,035
" Dust.....	"	...	3,440	5,976	6,085	3,157	4,136	6,440
" Leaf, Unfred.....	"	...	576	4,615	4,642	4,304	3,697	6,103
Tobacco, Leaf.....	"	14,619	2,918	594	2,305	8,707
Wax, Yellow.....	"	...	94	109	202	183	236	188

* Three months ended 31st December.

† Steam Factory product.

TABLE No. 3.—VALUE OF TRADE.

Comparative Table of the Value of the Trade, for the Years 1896* to 1902.

YEARS.	IMPORTS FROM		EXPORTS TO		TOTAL IMPORTS AND EXPORTS.	RE- EXPORTS.	TREASURE AND COPPER CASH.		TRANSIT TRADE.	
	Foreign Countries.	Native Ports.	Foreign Countries.	Native Ports.			Imported.	Exported.	Inwards.	Outwards.
	<i>Hk. Tls</i>	<i>Hk. Tls</i>	<i>Hk. Tls</i>	<i>Hk. Tls</i>	<i>Hk. Tls</i>	<i>Hk. Tls</i>	<i>Hk. Tls</i>	<i>Hk. Tls</i>	<i>Hk. Tls</i>	<i>Hk. Tls</i>
1896*.....	...	124,402	...	102,994	227,396	...	1,229,916	1,369,153	3,360	...
1897.....	44,620	1,459,084	...	6,169,372	7,673,076	2,457	2,928,899	1,255,572	141,152	...
1898.....	43,252	2,919,967	...	5,033,245	7,996,464	2,985	1,182,651	675,333	196,173	...
1899.....	...	5,114,356	...	6,402,552	11,516,908	15,141	1,389,320	816,843	260,700	...
1900.....	...	4,678,202	...	4,785,371	9,463,573	29,802	2,070,795	610,505	184,385	...
1901.....	...	6,308,576	...	5,815,982	12,124,558	18,891	1,388,841	2,714,543	306,152	...
1902.....	...	7,199,577	...	7,125,445	14,325,022	15,539	2,926,900	2,771,121	339,180	...

* Three months ended 31st December.

TABLE No. 4.—SHIPPING.

Comparative Table of Shipping, for the Years 1896* to 1902.

a.—Under General Regulations.

YEARS.	ENTERED INWARDS.				CLEARED OUTWARDS.			
	Steam- launches.	Passenger Boats.	Trading Junks.	TOTAL.	Steam- launches.	Passenger Boats.	Trading Junks.	TOTAL.
	<i>No.</i>	<i>No.</i>	<i>No.</i>	<i>No.</i>	<i>No.</i>	<i>No.</i>	<i>No.</i>	<i>No.</i>
1896*.....	338	850	58	1,246	333	905	76	1,314
1897.....	1,383	3,954	879	6,216	1,372	3,935	1,033	6,340
1898.....	1,147	3,251	1,852	6,250	1,143	2,864	2,108	6,115
1899.....	1,033	3,288	3,709	8,030	1,033	3,140	4,152	8,325
1900.....	1,130	3,400	2,677	7,207	1,127	3,133	2,999	7,259
1901.....	1,544	3,809	3,611	8,964	1,547	3,419	3,748	8,714
1902.....	1,915	4,294	4,792	11,001	1,915	3,919	4,986	10,820

* Three months ended 31st December.

b.—Under Inland Steam Navigation Rules.

YEARS.	ENTERED INWARDS.				CLEARED OUTWARDS.			
	Steam- launches.	Passenger Boats.	Trading Junks.	TOTAL.	Steam- launches.	Passenger Boats.	Trading Junks.	TOTAL.
	<i>No.</i>	<i>No.</i>	<i>No.</i>	<i>No.</i>	<i>No.</i>	<i>No.</i>	<i>No.</i>	<i>No.</i>
1896-98.....
1899.....	11	12	...	23	11	12	...	23
1900.....	15	41	...	56	16	38	...	54
1901.....
1902.....

TABLE No. 5.—TREASURE.

Treasure Imported and Exported during the Year 1902.

COUNTRIES FROM WHICH IMPORTED AND TO WHICH EXPORTED.	IMPORTS.					EXPORTS.					
	GOLD.		SILVER.			COPPER CASH.	GOLD.		SILVER.		COPPER CASH.
	In Bars.	In Coin.	In Sycee.	In Dollars.	In Bars.		In Coin.	In Sycee.	In Dollars.		
<i>Hk. Ts.</i>	<i>Hk. Ts.</i>	<i>Hk. Ts.</i>	<i>Hk. Ts.</i>	<i>Hk. Ts.</i>	<i>Hk. Ts.</i>	<i>Hk. Ts.</i>	<i>Hk. Ts.</i>	<i>Hk. Ts.</i>	<i>Hk. Ts.</i>		
1. FOREIGN COUNTRIES.....	
TOTAL: 1. FOREIGN COUNTRIES	
2. CHINA:—											
Shanghai.....	...	1,333	398,564	120,733	901,191	1,551,000	...	
Soochow.....	...	10,000	364,003	2,032,267	26,930	292,000	...	
TOTAL: 2. CHINA.....	...	11,333	762,567	2,153,000	928,121	1,843,000	...	
TOTAL: 1 and 2. FOREIGN COUNTRIES AND CHINA... }	...	11,333	762,567	2,153,000	928,121	1,843,000	...	
GRAND TOTAL.....	...		2,926,900			2,771,121		...	

TABLE No. 6.—PASSENGER TRAFFIC.

Passenger Traffic during the Year 1902.

PASSENGERS TO			PASSENGERS FROM	
Foreigners.	Natives.		Foreigners.	Natives.
430	80,388	Shanghai and Stations <i>en route</i> ..	420	97,271
112	39,614	Soochow " " " "	78	33,436
542	120,002	TOTAL.....	498	130,707

NINGPO TRADE REPORT, FOR THE YEAR 1902.

1°. LOCAL.—It gives me much pleasure to place on record that the trade of the year about to be reviewed has, on the whole, been a profitable one both to the merchants as well as the shipping firms. The failure of the Rice crops, reported in 1901, was in 1902 followed by an abundant harvest—the best seen for many years, thanks to the excellent weather with which this part of the province was favoured. The Cotton crops were equally satisfactory and caused a welcome increase in our shipments of Raw Cotton and yet leaving large stocks in hand at the end of the year. The volume of the Tea business was also much larger than usual, and gave large profits to the dealers; and in nearly all important staples of Exports a progress is noticeable. Among Foreign Imports, Cotton and Woollen Piece Goods have remained stationary, and in some instances retrogressive, owing to the distressing condition of exchange. The import of Sugar from Hongkong and the Philippines, on the other hand, shows distinct signs of improvement. Meanwhile in Opium, Tin, and several important Sundries, this port is steadily losing ground, owing to the policy of the high authorities at Hangchow to encourage, in various ways, the trade and Revenue to revert direct to that port. Yet there is no doubt that Ningpo, in the long run, owing to its splendid position as a seaport, will always maintain its supremacy, and decidedly so when improved communication has been established inland. The obstruction experienced to trade on the canal route between this port and Shao-hsing, referred to in my last Report, has again been brought to the notice of the high authorities, but with what result has not yet transpired.

2°. REVENUE.—The total Revenue collected amounted to *Hk.Ts* 668,990, which is a slight decline, of about *Hk.Ts* 6,000, as compared with that of the preceding year. There was a decrease of *Hk.Ts* 36,524 in the receipts under Duty and Likin on Opium, but this was again partly compensated for by an increase of *Hk.Ts* 32,616 under Export Duty. The collection of Duties on Imports, it will be noticed, has doubled during the last six years, owing to the development of the Sugar trade with the South.

3°. FOREIGN TRADE.—(a.) Imports.—The value of the direct Foreign Import trade amounted to 2½ million taels. Of this, 2¼ millions fell to Hongkong, while the remaining half a million was evenly divided between Japan, Formosa, and the Philippines. This direct Foreign trade of the port has expanded considerably during the last five years, and is mainly made up of Refined and Brown Sugars, Slab Tin, and Sundries, besides Rice (which will be dealt with further below in conjunction with Rice from river ports). The total quantity of Foreign Sugar that reached the port during 1902 was 450,000 piculs. This comprises 200,000 piculs of Refined Sugar received direct from Hongkong, 130,000 piculs of Brown Sugar from Ilo-Ilo and Taiwan, and, lastly, 110,000 piculs mainly Brown Sugar shipped from Hongkong, etc., *vid* Shanghai. The Refined Sugar, which was sold here for *Ts* 5 to *Ts* 5.50 per picul, is mainly sent in transit to the large consuming districts round Shao-hsing, while the cheaper kinds of Ilo-Ilo Sugar, quoted at *Ts* 3 to *Ts* 4 per picul, are destined for the towns in the Ch'ien-t'ang Valley and the Hui-chou prefecture, in Anhwei. The reputed Chuan-chou Sugar of Fuhkien, which used to find a ready sale here formerly, has been ousted by the strong competition of Refined Sugars, referred to above. So also has, to a great extent, the Sugars of Taiwan, whence it is said that the Japanese are largely shipping Sugar Cane to their own country for crushing and manipulation there. The local Sugar business has been considered, on the whole, dull during the year,

and the market has been rather overstocked. This condition was further intensified by the introduction, in 1901, of an increase of 33 per cent. in the *Lo-ti* duty levied at the place of destination on Sugar sent in transit. The trade in Slab Tin, which is extensively used in the making of Joss Paper, Pewterware, etc., has been adversely influenced by a serious rise in the cost price of this commodity in the Straits, whence it is principally imported. The supply of Coal from Japan is gradually being superseded by cargoes received from the Kaiping mines. The prices quoted in Ningpo for Coal are, however, still very high, a matter for regret in this part of China, where industries of all kinds would otherwise receive a greater stimulus.

(b.) *Exports* and (c.) *Re-exports*.—No remarks.

4°. COAST TRADE.—(a.) *Original Shipments Coastwise*.—I am glad to say that under this heading a great improvement has taken place. The two chief staples of Export—Cotton and Tea—were in great demand, which could, fortunately, be met by the abundant and fine crops gathered during the year. It will be remembered that in the season of 1901 the Cotton crops suffered severely from the heavy rains that fell, when a great decline in the trade followed. This season, however, no less than 130,000 piculs were shipped, against only 70,000 in 1901, with a stock of 30,000 to 40,000 piculs to spare in the godowns at Ningpo and Yü-yao. The local market price was \$30.80 per bale (120 catties), or 10 per cent. above quotations of 1901. It is interesting to notice that 10 years ago the ruling price for this commodity was only \$17 per bale, thus showing an extraordinary fluctuation in favour of the dealers concerned in this trade. This favourable turn in prices applies to most staples of Exports. Turning to Tea, we find that not since 1896 has this trade assumed such dimensions as on the present occasion; but whether this fact is for the ultimate good of all concerned is doubtful. The areas utilised in the Pingsuey district for the cultivation of suitable Teas are supposed to be limited to a yield of some 120,000 to 130,000 half-chests per annum, while the quantity turned out for exportation to Shanghai during 1902 was 200,000 half-chests. The average price which ruled was $\text{Hk.}\text{Ts}$ 34 per picul, against $\text{Hk.}\text{Ts}$ 26 in the preceding year. The trade in Rush articles, mainly Hats and Mats, was unusually brisk during the year, Exports under this heading having reached a total value of $\text{Hk.}\text{Ts}$ 325,000, against $\text{Hk.}\text{Ts}$ 262,000 in 1901. In addition to the Rush locally grown, some very fine Wood Shavings have recently been introduced here from Japan, which, plaited with the Rush or fine Straw Braid, especially the latter, produce some very neat and inexpensive ladies Hats, costing here $\text{Hk.}\text{Ts}$ 35 per 1,000, or a little over a penny each; these are mostly shipped to France and America. Some men's Hats, woven of a peculiarly fine Rush imported from Wenchow, have also been worked here, and are quoted even at a lower figure than the preceding articles. A few other industries might here be briefly alluded to, which keep a great number of people busy in this locality. Pipe Stems, measuring from 12 to 18 inches in length, of which over 4,000,000 pieces were sent to the North during the year, are made of Camagon-wood imported from the Straits; of this latter, our statistics account for 15,000 piculs as having been imported in 1902. Over 100,000 White Metal Water-pipes, neatly worked with chiselled designs, were similarly shipped to the North. Of the large quantity of Tin and Lead annually imported, the greater portion is turned into Pewterware, mainly consisting of images, tripods, chandeliers, etc., for which Ningpo is justly famous; these are used in the temples for sacrificial purposes. As regards textiles, I would mention a factory, started a couple of years ago, which is turning out a very neat blue-striped Cotton material, mostly intended for underwear, which in cheapness and durability is excelling Japanese fabrics of the kind and is rapidly increasing in demand.

(b.) *Reshipments Coastwise*.—There were re-exports of Foreign goods amounting in value to $\text{Hk.}\text{Ts}$ 46,100, and of Native goods, to $\text{Hk.}\text{Ts}$ 147,417.

(c.) *Coastwise Arrivals*.—The importation of Cotton Piece Goods shows a decrease of about 10 per cent. in the aggregate number of pieces, a diminution which cannot be called serious, taking in consideration the low exchange and the competition of local industries. In most varieties a falling off is found, yet a good business was, on the whole, maintained in such superior goods as Drills and Sheetings and also in Cotton Italians. Of Cotton Yarn, the Indian variety was in good demand; so also the fine and more costly English article, of which 1,136 piculs were imported, against only 200 and 250 piculs in the two preceding years: this article the local factories find very suitable to mix with their own Yarn in weaving fancy cloth; already referred to above. The trade in Kerosene Oil has been somewhat retrogressive; the Russian kind has almost completely disappeared from this market, while of the American and Sumatra, $1\frac{1}{2}$ million gallons have respectively been imported during the year, showing a decline of about 200,000 gallons as compared with the figures in 1901. Owing to the popularity of the Oil and the small chances of any better illuminant being introduced, this trade, though dull at the moment, is sure to develop. Turning to Native produce received from coast ports, this reached 3 million taels in value and was a slight advance on the preceding year's figures. This branch of the trade embraces a great variety of commodities; it will here be possible to deal only with one of these, viz., Rice. A splendid harvest was gathered here last summer; yet what is produced locally goes only a little way to supply the huge wants of this province, the greater part of which is mountainous. To meet the demand the practice has invariably been to purchase Rice at Chinkiang, which is conveyed to Ningpo in junks regularly fitted out for this purpose, and which come under the directions of the Native Customs. For some reason or other, the official who functions in this connexion failed to carry out his mission, and supplies had forthwith to be secured elsewhere, partially from Hupeh and partially from Hongkong, whence 200,000 and 130,000 piculs were respectively imported.

5°. INLAND TRANSIT.—(a.) *Inwards*.—This trade, which has of late shown a tendency to improve, has on the present occasion not been very satisfactory. Instead of an increase, as might have been expected under the effective 5 per cent. *ad valorem* Duty now levied, we have to record a decrease in the collection of *Hk. Ts.* 2,206; this is simply due to the levy of *Lo-ti-shui*, which continues to be charged on Foreign goods at all places of destination, and which was further augmented during the year by 33 per cent. It is quite certain that were these levies and other hindrances to trade removed, the Transit business would flourish beyond expectation.

(b.) *Outwards*.—The Outward Transit trade consisted of a few piculs of Cocoons and Refuse Silk.

6°. SHIPPING.—The total tonnage entered and cleared—1,167,420 tons—shows an increase of 79,794 tons, which is chiefly to be accounted for by the great development of trade with the South and the larger number of launches now plying to and from Chinghai, Yü-yao, and Fêng-hua, on the upper and lower part of the river. The entries of steamers with Sugar cargoes from the South numbered 33, of which 22 were from Hongkong and Canton, 5 from Taiwan, and 6 from Ilo-Ilo. For the rest, the river steamers *Pekin* and *Kiangteen* have kept up the usual communication with Shanghai, while the s.s. *Poochi* remained on the Wenchow line. The inland steamers *Haimen* and *Yungning* still monopolise the Chusan route, carrying passengers and goods at remunerative rates. These steamers, however, are not up to date, neither in respect of speed nor accommodation, and some Ningpo and Shanghai capitalists now intend to start an additional line of steamers of a better type, to push this important traffic. The lorcha shipping continues to hold a large share in the carrying trade, consisting mainly of coarse and bulky cargoes, as Old Iron Plates and Wire, Medicines, Oil of all kinds, and some Szechwan produce taken in at Hankow. With the keen steamer competition contending in the Far East,

the days of lorchas and also junks, I fear, are numbered. A French company is said to be projecting a line between Hankow and this port, to connect later on with steamers of the same flag competing for the southern traffic, which has so recently sprung up with Hongkong.

7°. PASSENGER TRAFFIC.—The number of Native passengers that left Ningpo was 193,247, while the arrivals numbered 202,216.

8°. TREASURE.—Both Sycee and Dollars have been received and shipped in smaller quantities than usual.

9°. OPIUM.—(a.) *Foreign.*—The decline which usually characterises this branch of our trade has continued unabated, 2,025 piculs having been imported, against 2,257 piculs the preceding year. The loss is partly explained by the uninterrupted diversion of the trade to Hangchow direct from Shanghai, and also partly to the prohibitive prices ruling as compared to those of the drug locally grown.

(b.) *Native.*—The absence of any reliable statistics of Native Opium grown here and that conveyed across the borders from adjoining provinces renders even an approximate guess of the actual extent of this traffic almost impossible. In the Taichow prefecture, which is the principal centre for the cultivation of the poppy, it is reported that the crops in 1901 were a complete failure. This fact probably explains the large receipts of Szechwan Opium—500 piculs, against 132 piculs in 1901. Some Tang-shan Opium also finds its way to this market; but the quality of this Opium compares unfavourably with the article grown locally. The crops of the latter, which are said to reach annually 1,000 piculs and show a tendency to augment, are still hardly under any control and yield only a nominal revenue to the local government.

10°. MISCELLANEOUS.—The first working year of the Native Customs offices ended on the 30th October last. From the statistics kept we find that the total value of the entire trade was a little over 12 million taels, almost evenly divided between Imports and Exports. The total Revenue collected reached over 100,000 taels, or less than 1 per cent. on the total value of the trade. This collection, as may be readily understood, is only a fraction, perhaps only one-fourth, of what junk cargoes actually have to pay, directly and indirectly, to the various Likin offices. The bulk of the cargoes inwards consists of Poles and Sugar from Foochow; Rice and Pigs from Chinkiang; Beans, Dates, and Oil from the North; and large quantities of Dried and Salt Fish and Cuttle-fish from the archipelago. The outward cargoes comprise Medicines, Raw Cotton, Yarn, and Eggs for Foochow; Paper, Chinaware, and Bamboos for the North; and Joss Paper, Rush Mats, and Samshu for river ports, etc. Setting aside Chinhai, no less than 6,837 junks, large and small, entered and cleared during the year, representing a tonnage of 350,000 tons. To check cargoes more effectually, an Examination Shed is being built in front of the old offices, which will shortly be ready for use. It is pleasant to note that this work of amalgamation is favourably received by the merchants as well as the junkmen. Turning to work done during the year by the Ningpo Public Works Committee, it may be mentioned that the river frontage from the Custom House to the Bridge of Boats has now practically been entirely bunded and adjoining lanes raised and drained. While writing a 40-foot wide road, two-thirds of a mile long, is being constructed from the back of the Custom House in a straight line to the old Race Course Road. As regards postal matters, a considerable development has taken place during the year—6 branch offices, 15 inland agencies, and 35 box offices having been added to our list, which now embraces nearly all important towns in this district.

FR. SCHJÖTH,

Commissioner of Customs.

NINGPO, 9th March 1903.

NINGPO TRADE RETURNS, FOR THE YEAR 1902.

A.—GENERAL TABLES.

TABLE No. I.—SHIPPING.

Number and Tonnage of Vessels Entered and Cleared under each Flag,
for the Year ended 31st December 1902.

a.—Under General Regulations.

FLAG.	STEAMERS.													
	ENTERED INWARDS.						CLEARED OUTWARDS.						TOTAL ENTERED AND CLEARED.	
	With Cargo.		In Ballast.		TOTAL.		With Cargo.		In Ballast.		TOTAL.			
	No.	Tons.	No.	Tons.	No.	Tons.	No.	Tons.	No.	Tons.	No.	Tons.	No.	Tons.
British	187	223,160	11	13,163	198	236,323	154	186,220	44	50,103	198	236,323	396	472,646
American	8	4,198	3	1,893	11	6,091	3	1,893	8	4,198	11	6,091	22	12,182
German	2	1,286	2	1,286	2	1,286	2	1,286	4	2,572
Norwegian	1	949	1	949	1	949	1	949	2	1,898
Japanese	3	2,404	3	2,404	1	836	2	1,568	3	2,404	6	4,808
Chinese	170	223,441	40	30,082	210	253,523	173	225,943	37	27,580	210	253,523	420	507,046
Total Steamers.....	371	455,438	54	45,138	425	500,576	331	414,892	94	85,684	425	500,576	850	1,001,152
	SAILING VESSELS.													
Chinese	141	20,144	141	20,144	140	19,950	3	706	143	20,656	284	40,800
Total Sailing Vessels	141	20,144	141	20,144	140	19,950	3	706	143	20,656	284	40,800
GRAND TOTAL....	512	475,582	54	45,138	566	520,720	471	434,842	97	86,390	568	521,232	1,134	1,041,952

b.—Under Inland Steam Navigation Rules.

FLAG.	ENTERED INWARDS.						CLEARED OUTWARDS.						TOTAL ENTERED AND CLEARED.	
	With Cargo.		In Ballast.		TOTAL.		With Cargo.		In Ballast.		TOTAL.			
	No.	Tons.	No.	Tons.	No.	Tons.	No.	Tons.	No.	Tons.	No.	Tons.	No.	Tons.
British	41	246	41	246	41	246	41	246	82	492
German	69	1,877	69	1,877	69	1,877	69	1,877	138	3,754
Chinese	113	24,537	818	36,074	931	60,611	113	24,537	818	36,074	931	60,611	1,862	121,222
TOTAL	113	24,537	928	38,197	1,041	62,734	113	24,537	928	38,197	1,041	62,734	2,082	125,468

TABLE No. II.—GROSS AND NET VALUES OF THE TRADE OF NINGPO,
1900 TO 1902.

	1900.		1901.		1902.	
	NET VALUES.	GROSS VALUES.	NET VALUES.	GROSS VALUES.	NET VALUES.	GROSS VALUES.
	<i>Hk. Tls.</i>	<i>Hk. Tls.</i>	<i>Hk. Tls.</i>	<i>Hk. Tls.</i>	<i>Hk. Tls.</i>	<i>Hk. Tls.</i>
FOREIGN GOODS.						
Imported from Foreign Countries and Hongkong	947,673		2,476,026		2,724,475	
Imported from Chinese Ports.....	6,725,829		7,155,089		6,336,712	
Total Foreign Imports.....		7,673,502		9,631,115		9,061,187
Re-exported to Foreign Countries and Hongkong...	...		330		...	
Re-exported to Chinese Ports (chiefly to Shanghai and Wenchow).....	71,724		61,825		46,099	
Total Foreign Re-exports.....	71,724		62,155		46,099	
Net Total Foreign Imports.....	7,601,778		9,568,960		9,015,088	
NATIVE PRODUCE.						
Imported (chiefly from Shanghai, Hankow, and Canton).....		2,794,693		2,942,820		3,009,927
Re-exported to Foreign Countries.....	
Re-exported to Chinese Ports.....	115,087		108,353		147,417	
Total Native Re-exports.....	115,087		108,353		147,417	
Net Total Native Imports.....	2,679,606		2,834,467		2,862,510	
Native Produce of local origin Exported to Foreign Countries.....	...		8,256		39,899	
Native Produce of local origin Exported to Chinese Ports.....	4,945,996		4,552,672		7,441,767	
Total Exports of local origin...		4,945,996		4,560,928		7,481,666
Gross Value of the Trade of the Port.....		15,414,191		17,194,863		19,552,780
Net Value of the Trade of the Port, i.e., Foreign and Native Imports less Re-exports, and Native Exports of local origin.....	15,227,380		16,964,355		19,359,264	

TABLE No. III.—TRADE IN FOREIGN GOODS.—Imports and Re-exports.

DESCRIPTION OF GOODS.	Quantity of Quantity.	IMPORTS FROM FOREIGN COUNTRIES AND HONGKONG.		IMPORTS FROM CHINESE PORTS.		RE-EXPORTS TO FOREIGN COUNTRIES AND HONGKONG.		RE-EXPORTS TO CHINESE PORTS.		NET-TOTAL IMPORTS.	
		Quantity.	Value.	Quantity.	Value.	Quantity.	Value.	Quantity.	Value.	Quantity.	Value.
OPICUM.											
Malwa.....	Piculs	...	Hk. <i>Fls</i>	1,891.00	1,263,661	...	Hk. <i>Fls</i>	9.00	6,014	1,882.00	1,257,647
Patna.....	"	85.20	52,239	85.20	52,239
Benares.....	"	21.60	11,273	21.60	11,273
Persian.....	"	39.00	16,598	3.00	1,276	36.00	15,322
COTTON GOODS.											
Shirtings, Grey, Plain.....	Pieces	334,129	903,722	150	410	333,979	903,312
Sheetings, Grey, Plain, American.....	"	69,370	217,051	69,370	217,051
" " " English.....	"	3,156	9,942	3,156	9,942
" " " Japanese.....	"	4,110	11,919	4,110	11,919
Shirtings, White, Plain.....	"	92,441	240,347	92,441	240,347
White Irishes.....	"	13,142	35,483	13,142	35,483
Drills, American.....	"	26,244	81,969	26,244	81,969
" Dutch.....	"	60	174	60	174
" English.....	"	870	2,697	870	2,697
Jeans, American.....	"	1,680	4,872	1,680	4,872
" Dutch.....	"	360	929	360	929
" English.....	"	5,340	13,777	5,340	13,777
T-Cloths, 32 inches by 24 yards.....	"	18,650	35,435	18,650	35,435
" 32 inches by 24 yards, Indian.....	"	120	322	120	322
" 32 inches by 24 yards, Japanese.....	"	1,830	2,525	1,830	2,525
" 36 inches by 24 yards.....	"	30,575	68,693	30,575	68,693
Lawns, White, 12 yards.....	"	2,738	2,738	2,738	2,738
Muslins, ".....	"	3,265	3,265	3,265	3,265
Printed Cottons:—											
Printed Chintzes and Furnitures, not exceeding 30 yards.....	Pieces	10,427	18,769	10,427	18,769
Printed Twills, not exceeding 30 yards.....	"	160	461	160	461
Printed T-Cloths, not exceeding 30 yards.....	"	2,557	5,114	2,557	5,114
Dyed Cottons:—											
Cotton Italians, Plain.....	Pieces	25,587	146,109	30	173	25,557	145,936
" Lastings, ".....	"	14,983	43,151	14,983	43,151
" Italians, Figured.....	"	183	1,052	183	1,052
" Lastings, ".....	"	799	2,301	799	2,301
" Shirtings, Figured, Brocaded, and Spotted.....	"	2,261	5,653	2,261	5,653
Dyed Drills.....	"	30	94	30	94
" Shirtings and Sheetings, Plain.....	"	3,310	8,275	3,310	8,275
" Turkey Red Cambrics, 25 yards.....	"	860	1,634	35	67	825	1,567
" Turkey Red Shirtings, 25 yards.....	"	3,400	7,140	3,400	7,140
Cotton Spanish Stripes, 32 inches.....	"	24	88	24	88
" Flannel, Plain, Dyed, and Printed, 30 yards.....	"	18,958	51,537	20	78	18,938	51,459
" Flannel, Japanese, 30 yards.....	"	90	180	689	1,870	779	2,050
Crimp Cloth.....	"	1,353	2,705	1,353	2,705
Cotton Ticks.....	"	970	2,836	970	2,836
Bedsheetings.....	"	200	214	200	214
Japanese Cotton Cloth.....	"	413	292	3,289	1,725	3,702	2,017

TABLE No. III.—TRADE IN FOREIGN GOODS.—Imports and Re-exports—Cont^d.

DESCRIPTION OF GOODS.	Classifier of Quantity.	IMPORTS FROM FOREIGN COUNTRIES AND HONGKONG.		IMPORTS FROM CHINESE PORTS.		RE-EXPORTS TO FOREIGN COUNTRIES AND HONGKONG.		RE-EXPORTS TO CHINESE PORTS.		NET TOTAL IMPORTS.	
		Quantity.	Value.	Quantity.	Value.	Quantity.	Value.	Quantity.	Value.	Quantity.	Value.
Japanese Cotton Crape.....	Pieces	...	Hk. Ts	960	1,517	960	1,517
Velvets and Velveteens, Plain, 22 inches.....	Yards	74,900	14,445	74,900	14,445
Cotton Blankets.....	Pieces	224	171	224	171
Handkerchiefs, Plain, Dyed, and Printed.....	Dozens	12,151	6,678	12,151	6,678
Towels.....	"	6,086	2,836	6,086	2,836
Cotton Goods, Unclassed.....	Pieces	3,528	10,699	3,528	10,699
Yarn, Grey & Bleached, English.....	Piculs	1,136	27,264	1,136	27,264
Yarn, Grey & Bleached, Indian.....	"	7,159	157,504	9	198	7,150	157,306
Yarn, Grey & Bleached, Japanese.....	"	2,345	51,598	2,345	51,598
Thread, in Balls.....	"	93	9,174	93	9,174
WOOLLEN AND COTTON MIXTURES.											
Union and Poncho Cloth.....	Pieces	6	62	6	62
Italian Cloth, Plain and Figured.....	"	2,615	20,169	2,615	20,169
WOOLLEN GOODS.											
Camlets, English.....	Pieces	2,000	25,800	2,000	25,800
Cloth, Broad, Medium, & Habit Lastings, Plain, Figured, and Créped.....	"	832	25,210	832	25,210
Long Eils.....	"	1,010	10,605	1,010	10,605
Spanish Stripes.....	"	280	2,268	280	2,268
Berlin Wool.....	Piculs	1,893	18,930	3	291	1,893	18,930
.....	"	187	20,637	184	20,346
MISCELLANEOUS PIECE GOODS.											
Gunny Cloth.....	Yards	87,000	3,750	367,900	18,165	454,900	21,915
Silk-stripe Cotton Cloth, Ja- panese.....	Pieces	4,213	3,370	4,213	3,370
METALS.											
Brass and Yellow Metal:—											
Sheets and Plates.....	Piculs	125	3,070	125	3,070
Wire.....	"	3	75	62	1,550	65	1,625
Copper:—											
Ingots and Slabs, Japanese.....	Piculs	5	96	5	96
Sheets and Plates.....	"	101	2,520	101	2,520
Wire.....	"	42	1,370	42	1,370
Iron and Mild Steel, New:—											
Anchors, and Parts of.....	Piculs	905	2,166	905	2,166
Bars.....	"	2,754	8,812	2,754	8,812
Hoops.....	"	281	842	281	842
Kettle-plate.....	"	180	414	180	414
Nail-rod.....	"	9,746	30,213	9,746	30,213
Nails.....	"	2,139	9,222	2,139	9,222
Plate Cuttings.....	"	12,096	59,027	12,096	59,027
Sheets and Plates.....	"	289	2,315	289	2,315
Wire.....	"	3,071	18,426	3,071	18,426
Iron and Mild Steel, Old:—											
Wire.....	Piculs	6,592	11,344	94	168	6,498	11,176
Rope.....	"	2,145	4,119	30	45	2,115	4,074
Unclassed.....	"	3,633	6,470	3,633	6,470

TABLE No. III.—TRADE IN FOREIGN GOODS.—Imports and Re-exports—Contd.

DESCRIPTION OF GOODS.	Classifier of Quantity.	IMPORTS FROM FOREIGN COUNTRIES AND HONGKONG.		IMPORTS FROM CHINESE PORTS.		RE-EXPORTS TO FOREIGN COUNTRIES AND HONGKONG.		RE-EXPORTS TO CHINESE PORTS.		NET TOTAL IMPORTS.	
		Quantity.	Value.	Quantity.	Value.	Quantity.	Value.	Quantity.	Value.	Quantity.	Value.
			Hk. Ts.		Hk. Ts.		Hk. Ts.		Hk. Ts.		Hk. Ts.
Iron, Galvanized:—											
Sheets, Plain.....	Piculs	1,848	8,841	21	99	1,827	8,742
Lead, in Pigs and Bars.....	"	75	515	10,882	74,540	10,957	75,055
Nickel, Unmanufactured.....	"	59	4,133	59	4,133
Steel, Bamboo.....	"	2,067	12,405	7	18	2,060	12,387
Tin Compound.....	"	328	5,819	328	5,819
Dross and Refuse.....	"	59	747	59	747
Slabs.....	"	13,876	624,427	10,329	464,790	93	4,176	24,112	1,085,041
Tinned Plates, Plain.....	"	76	863	76	863
White Metal, Sheets.....	"	40	2,024	40	2,024
Zinc, Sheets.....	"	55	559	55	559
SUNDRIES.											
Aniseed, Star.....	Piculs	41	1,069	194	5,051	2	52	233	6,068
Bags, Gunny.....	Pieces	41,015	2,782	41,015	2,782
Bed Hangings.....	Dozens	1,545	1,381	1,545	1,381
Belting, Machine.....	Value	3,861	3,861
Betel-nuts.....	Piculs	295	2,946	23	232	19	186	299	2,992
Bicho de Mar, Black.....	"	929	46,445	15	743	914	45,702
" " White.....	"	829	16,582	3	55	826	16,527
Bones, Tiger.....	"	62	7,943	4	259	66	8,202
Braid, Llama.....	Boxes	24,843	11,248	6	54	24,837	11,194
Camphor.....	Piculs	26	1,062	14	586	2	64	38	1,584
" Baroos, Clean.....	Catties	43	2,365	2	111	45	2,476
" " Refuse.....	"	138	3,450	138	3,450
Candles.....	Boxes	6,103	27,694	6,103	27,694
Canes, Bamboo.....	Pieces	41,600	1,456	41,600	1,456
" Tsung-chu.....	Piculs	3,865	11,590	3,865	11,590
Cardamoms, Superior.....	"	40	7,120	14	2,529	5	839	49	8,810
" Inferior.....	"	70	3,676	4	231	18	958	56	2,949
Cassia Lignea.....	"	62	1,881	4	129	66	2,010
Cigars and Cigarettes.....	Value	74,729	74,729
Cinnabar.....	Piculs	17	1,721	17	1,721
Clams, Dried.....	"	87	1,632	87	1,632
Clocks.....	Pieces	1,310	2,608	1,310	2,608
Coal.....	Tons	4,280	34,244	4,775	38,200	9,055	72,444
Cockles.....	Piculs	6,796	11,204	6,796	11,204
Coir and Coirware.....	"	938	2,937	120	370	1,058	3,307
Coke.....	Tons	1,710	30,439	1,710	30,439
Compoy.....	Piculs	253	11,322	253	11,322
Cuttle-fish.....	"	75	1,194	75	1,194
Dyes, Aniline.....	Value	25,605	244	...	25,361
Fans, Palm-leaf, Trimmed.....	Pieces	330,610	3,968	26,400	317	357,010	4,285
" Untrimmed.....	"	1,307,200	9,477	4,000	29	1,311,200	9,506
Fish, Dried.....	Piculs	79	1,204	790	12,048	7	104	862	13,148
" Maws.....	"	1	24	17	1,242	18	1,266
Flint Stones.....	"	1,496	2,095	1,496	2,095
Flour, American.....	"	6,763	27,003	21,194	86,752	27,957	113,755
Ginseng, Corean, 2nd Quality.....	"	1	2,152	1	2,152
" Japan, 1st.....	"	90	13,490	90	13,490
" American, Clarified.....	"	15	16,458	12	12,700	1	1,291	26	27,867
Glass, Window.....	"	5,499	28,044	5,499	28,044
Glassware.....	"	74	1,580	74	1,580
Glue, Cow.....	"	14	223	92	1,472	106	1,695
Gum Olibanum.....	"	117	1,169	19	189	7	74	129	1,284
Horns, Deer.....	"	8	122	94	1,420	3	31	99	1,520
" Rhinoceros.....	Catties	200	8,083	2	78	202	8,161
Indigo, Dried.....	Piculs	238	7,027	238	7,027

TABLE No. III.—TRADE IN FOREIGN GOODS.—Imports and Re-exports—Cont^d.

DESCRIPTION OF GOODS.	Classifier of Quantity.	IMPORTS FROM FOREIGN COUNTRIES AND HONGKONG.		IMPORTS FROM CHINESE PORTS.		RE-EXPORTS TO FOREIGN COUNTRIES AND HONGKONG.		RE-EXPORTS TO CHINESE PORTS.		NET TOTAL IMPORTS.	
		Quantity.	Value.	Quantity.	Value.	Quantity.	Value.	Quantity.	Value.	Quantity.	Value.
Indigo, Liquid.....	Piculs	52	339	2,655	17,254	2,707	17,593
Isinglass.....	"	152	6,620	4	171	148	6,449
Lamps and Lampware.....	Value	5,187	5,187
Lead, White.....	Piculs	104	1,067	38	395	142	1,462
Leather.....	"	1,051	18,186	142	2,324	121	2,425	1,072	18,085
Lichees, Dried.....	"	314	2,264	666	4,794	153	1,101	827	5,957
Lung-ngan Pulp.....	"	156	1,875	781	9,369	3	27	934	11,217
Lung-ngans, Dried.....	"	617	4,069	108	711	725	4,780
Machinery.....	Value	1,976	56	...	1,920
Mangrove Bark.....	Piculs	1,234	1,579	40,201	51,457	41,435	53,036
Matches, Wood, Japan.....	Gross	322,750	74,686	322,750	74,686
Medicines.....	Value	...	13,251	...	17,489	2,484	...	28,256
Milk, Condensed, in Tins.....	Dozens	716	1,123	716	1,123
Mushrooms.....	Piculs	209	10,445	209	10,445
Mussels, Dried.....	"	895	10,739	1	13	894	10,726
Needles.....	Mille	69,925	10,651	69,925	10,651
Oil, Kerosene, American.....	Galls.	1,562,200	220,085	1,000	170	1,561,200	219,915
" " Russian.....	"	67,500	7,261	67,500	7,261
" " Sumatra.....	"	1,472,200	128,982	1,472,200	128,982
Paper, 1st Quality.....	Piculs	5	86	416	6,858	421	6,944
Pepper, Black.....	"	248	2,974	248	2,974
" White.....	"	165	4,180	33	830	3	76	195	4,934
Prawns and Shrimps, Dried.....	"	1,067	21,340	14	279	1,053	21,061
Putchuck.....	"	280	5,601	19	380	2	38	297	5,943
Rattans, Whole.....	"	542	3,389	3,031	18,944	17	108	3,556	22,225
Rice.....	"	132,550	275,078	132,550	275,078
Sago.....	"	245	1,755	245	1,755
Sandalwood.....	"	46	459	535	5,348	581	5,807
Sapanwood.....	"	737	3,392	2,747	12,638	3,484	16,030
Seaweed, 1st Quality.....	"	7,685	26,896	200	699	7,485	26,197
" Cut.....	"	653	2,676	653	2,676
Sharks, Fins, White.....	"	20	1,919	20	1,919
" Clarified.....	"	58	7,280	1	78	57	7,202
Silk Noil Yarn.....	"	175	7,947	175	7,947
" and Cotton Ribbons.....	Value	1,437	1,437
Soap, Bar.....	Piculs	2,711	15,929	19	98	2,692	15,831
" Toilet.....	Dozens	150	75	10,660	3,458	650	125	10,160	3,408
Stores, Household.....	Value	...	1,821	...	3,885	5,706
Sugar, Brown.....	Piculs	119,427	417,994	76,903	269,159	290	1,016	196,040	686,137
" White.....	"	14,641	73,205	21,183	105,915	16	91	35,808	179,029
" Refined.....	"	206,925	1,034,627	7,434	37,172	3,331	16,656	211,028	1,055,143
" Candy.....	"	5,743	47,090	10	83	5,733	47,007
Timber, Beams, Hard-wood.....	Cub. ft.	5,195	1,775	5,195	1,775
" Planks, ".....	"	5,745	1,490	5,745	1,490
Tinder.....	Piculs	208	1,459	619	4,330	827	5,789
Tobacco, Stalk.....	"	1,136	3,312	212	634	180	540	1,168	3,406
Turmeric.....	"	1,567	5,298	1,987	6,716	42	191	3,512	11,823
Umbrellas, Cotton.....	Dozens	2,906	1,453	2,906	1,453
Vermilion.....	Piculs	143	11,456	8	616	31	314	120	11,758
Wood, Camagon.....	"	15,754	94,524	15,754	94,524
" Ebony.....	"	1,168	9,340	1,168	9,340
" Kranjee.....	"	144	3,312	144	3,312
" Puru.....	"	4,926	7,905	4,926	7,905
" Rose and Red.....	"	5,399	7,839	5,399	7,839
" Shavings.....	"	2,518	49,380	1,059	20,558	3,577	69,938
Worm Tablets, in Bottles.....	Dozens	1,076	1,063	1,076	1,063
Sundries, Unenumerated.....	Value	...	11,963	...	59,193	1,552	...	69,604
TOTAL.....	Hk. Ts	...	2,724,475	...	6,336,712	46,099	...	9,015,088

SUMMARY.

IMPORTS from Great Britain.....	<i>Hk. Tls</i>	787
" " Hongkong.....	"	2,229,810
" " United States of America.....	"	1,403
" " Philippine Islands.....	"	118,716
" " Japan.....	"	139,759
" " Taiwan-fu.....	"	234,000
Total from Foreign Countries.....	<i>Hk. Tls</i>	2,724,475
Imports from Chinese Ports.....	"	6,336,712
TOTAL FOREIGN IMPORTS.....	<i>Hk. Tls</i>	9,061,187
RE-EXPORTS to Northern Ports.....	<i>Hk. Tls</i>	847
" " Yangtze Ports.....	"	1,209
" " Central Ports.....	"	44,043
Total to Chinese Ports.....	<i>Hk. Tls</i>	46,099
TOTAL FOREIGN RE-EXPORTS.....	<i>Hk. Tls</i>	46,099
NET TOTAL FOREIGN IMPORTS.....	<i>Hk. Tls</i>	9,015,088

TABLE No. IV.—TRADE IN NATIVE PRODUCE.—Imports and Re-exports.

DESCRIPTION OF GOODS.	Classifier of Quantity.	IMPORTS FROM CHINESE PORTS.		RE-EXPORTS TO CHINESE PORTS.		RE-EXPORTS TO FOREIGN COUNTRIES AND HONGKONG.		NET TOTAL IMPORTS.	
		Quantity.	Value.	Quantity.	Value.	Quantity.	Value.	Quantity.	Value.
COTTON GOODS.*									
Sheetings, Shanghai.....	Pieces	3,537	10,611	3,537	10,611
Cotton Yarn, Shanghai.....	Piculs	1,182	23,640	1,182	23,640
SUNDRIES.									
Almonds, Bitter.....	Piculs	158	1,941	34	417	124	1,524
" Sweet.....	"	160	3,920	15	367	145	3,553
Alum, Green.....	"	3,085	3,332	3,085	3,332
Bambooware.....	"	242	5,863	242	5,863
Barley, Pearl.....	"	347	1,715	69	346	278	1,369
Beancake.....	"	4,320	9,202	4,320	9,202
Beans, Green.....	"	16,305	27,391	16,305	27,391
" White and Yellow.....	"	10,416	17,498	10,416	17,498
Bones, Cow.....	"	23,652	23,967	23,652	23,967
" Tiger.....	"	168	21,388	33	4,250	135	17,138
Buttons, Brass.....	"	40	3,115	40	3,115
Canes, Bamboo.....	Pieces	81,732	2,634	81,732	2,634
Cardamoms, Inferior.....	Piculs	34	1,783	4	185	30	1,598
Cassia Lignea.....	"	57	1,748	2	74	55	1,674
" Buds.....	"	48	1,222	4	95	44	1,127
" Twigs.....	"	256	1,662	68	441	188	1,221
China-root.....	"	1,895	47,955	168	4,238	1,727	43,717
Cinnabar.....	"	39	4,407	12	1,231	27	3,176
Cinnamon.....	"	59	9,010	6	927	53	8,083
Coal.....	Tons	1,908	14,310	1,908	14,310
Cockles.....	Piculs	1,271	2,476	1,271	2,476
Coir and Coirware.....	"	2,881	9,017	1	2	2,880	9,015
Dates, Red.....	"	249	9,653	249	9,653
Earth,	"	2,674	3,518	11	42	2,663	3,476
Fire-crackers and Fireworks.....	"	813	6,500	5	73	808	6,427
Fish, Dried and Salt.....	"	638	9,732	638	9,732
" Maws.....	"	16	1,197	16	1,197
Flour, Native.....	"	7,092	26,255	7,092	26,255
Fruit, Fresh, Unclassed.....	"	3,082	3,197	3,082	3,197
Fungus.....	"	2,731	69,649	831	21,203	1,900	48,446
Glass or Vitrified Ware.....	"	104	2,210	104	2,210
Glue, Cow.....	"	285	4,559	285	4,559
Grasscloth, Fine.....	"	47	4,684	47	4,684
Ground-nuts.....	"	428	1,454	428	1,454
Gypsum.....	"	15,830	7,948	15,830	7,948
Hair, Horse.....	"	23	1,383	5	410	18	973
Hemp.....	"	12,250	122,502	1,208	12,081	11,042	110,421
" Sacking.....	Pieces	36,500	2,889	3	22	36,497	2,867
Hides, Cow and Buffalo.....	Piculs	188	2,672	188	2,672
" Ass.....	"	867	27,208	55	1,271	812	25,937
Horns, Deer.....	"	33	1,336	33	1,336
" Chamois.....	"	3	1,253	3	1,253
Indigo, Dried.....	"	1,179	34,775	3	77	1,176	34,698
" Liquid.....	"	252	1,636	252	1,636
Iron Pans.....	"	265	1,085	265	1,085
Ironware.....	"	165	1,548	8	15	157	1,533
Ivoryware.....	"	2	1,260	2	1,260
Lead.....	"	246	1,571	246	1,571
" White.....	"	587	6,019	587	6,019
" Yellow.....	"	251	2,574	251	2,574
Leather.....	"	244	7,380	34	1,154	210	6,226
" Green.....	"	6	1,785	6	1,785
" Sheep.....	"	133	6,647	133	6,647
" Gilt, and Parchment.....	Pieces	12,210	2,025	12,210	2,025

* Steam Factory products.

TABLE No. IV.—TRADE IN NATIVE PRODUCE.—Imports and Re-exports—Cont^d.

DESCRIPTION OF GOODS.	Classifier of Quantity.	IMPORTS FROM CHINESE PORTS.		RE-EXPORTS TO CHINESE PORTS.		RE-EXPORTS TO FOREIGN COUNTRIES AND HONGKONG.		NET TOTAL IMPORTS.	
		Quantity.	Value.	Quantity.	Value.	Quantity.	Value.	Quantity.	Value.
			<i>Hk. Tls</i>		<i>Hk. Tls</i>		<i>Hk. Tls</i>		<i>Hk. Tls</i>
Lichees, Dried	<i>Piculs</i>	2,632	18,946	223	1,603	2,409	17,343
Lily Flowers, Dried	"	2,131	14,491	2,131	14,491
Liquorice	"	1,350	20,585	105	1,599	1,245	18,986
Lung-ngan Pulp	"	225	2,698	225	2,698
Lung-ngans, Dried	"	6,968	45,990	31	208	6,937	45,782
Maize	"	5,053	7,073	5,053	7,073
Manure-cake	"	3,414	9,388	3,414	9,388
Matches	<i>Gross</i>	51,600	10,340	51,600	10,340
Mats, Bamboo	<i>Pieces</i>	4,543	1,147	4,543	1,147
Medicines	<i>Value</i>	...	370,138	...	57,814	312,324
Mushrooms	<i>Piculs</i>	23	1,136	23	1,136
Musk	<i>Tael</i>	5,227	79,084	5,227	79,084
Oil, Sesamum Seed	<i>Piculs</i>	2,497	23,425	2,497	23,425
" Wood	"	12,469	85,787	12,469	85,787
Olives	"	571	3,149	571	3,149
Opium, Native, Szechwan	"	457	145,574	457	145,574
" " Yunnan	"	44	13,517	44	13,517
Oranges	"	661	1,275	661	1,275
Paper, 1st Quality	"	249	4,110	249	4,110
" 2nd	"	662	4,717	662	4,717
Peel, Orange	"	645	13,878	100	2,140	545	11,738
" Pumelo, 1st Quality	"	353	2,669	2	41	151	2,628
" " 2nd	"	80	1,013	80	1,013
Pewterware	"	22	1,029	22	1,029
Potash	"	1,273	6,204	1,273	6,204
Prawns and Shrimps, Dried	"	697	13,943	3	52	694	13,891
Preserves	"	391	4,692	10	12	381	4,680
Quicksilver	"	32	2,585	1	46	31	2,539
Rhubarb	"	575	23,018	280	11,205	295	11,813
Rice	"	267,765	704,222	267,765	704,222
" Red	"	348	3,577	348	3,577
Seed, Lily Flower, or Lotus-nuts	"	1,957	26,742	192	3,219	1,765	23,523
" Melon	"	8,443	30,650	75	272	8,368	30,378
" Sesamum	"	6,245	19,983	1,917	6,085	4,328	13,898
Silk, Raw	"	8	2,574	8	2,574
" Yellow	"	21	4,476	21	4,476
" Piece Goods	"	219	109,276	219	109,276
" Ribbons	"	7	2,995	7	2,995
Sinews, Cow	"	81	2,013	81	2,013
Skin (Fur) Clothing, Lamb	<i>Pieces</i>	61,817	7,246	61,817	7,246
" " Sheep	"	35,654	4,209	3	302	35,651	3,907
Skins (Furs), Goat	"	29,316	6,210	15	302	29,301	5,908
" " Lamb	"	38,601	5,956	38,601	5,956
Soap	<i>Piculs</i>	359	1,649	359	1,649
Sugar, Brown	"	1,673	5,854	149	520	1,524	5,334
" White	"	481	2,406	481	2,406
" Candy	"	5,769	47,596	3	20	5,766	47,576
" Cane	"	948	1,093	948	1,093
Tallow, Vegetable	"	6,724	29,452	6,724	29,452
Tin	"	244	9,683	244	9,683
" Compound	"	1,724	30,540	1,724	30,540
Tobacco, Leaf	"	5,976	42,607	682	4,863	5,294	37,744
" Prepared	"	5,316	151,517	168	4,790	5,148	146,727
" Stalk	"	4,585	11,336	9	18	4,576	11,318
Turnips, Dried and Salted	"	317	2,216	2	16	315	2,200
Varnish	"	1,004	40,849	4	149	1,000	40,700
Vermicelli and Macaroni	"	1,119	5,183	1,119	5,183
Vermilion	"	30	2,360	30	2,360
Walnut Pulp	"	116	1,022	116	1,022

TABLE No. IV.—TRADE IN NATIVE PRODUCE.—Imports and Re-exports—*Cont^d*.

DESCRIPTION OF GOODS.	Classifier of Quantity.	IMPORTS FROM CHINESE PORTS.		RE-EXPORTS TO CHINESE PORTS.		RE-EXPORTS TO FOREIGN COUNTRIES AND HONGKONG.		NET TOTAL IMPORTS.	
		Quantity.	Value.	Quantity.	Value.	Quantity.	Value.	Quantity.	Value.
			<i>Hk. Ts</i>		<i>Hk. Ts</i>		<i>Hk. Ts</i>		<i>Hk. Ts</i>
Walnuts.....	<i>Piculs</i>	442	1,674	442	1,674
Wax, White.....	"	946	56,885	11	631	935	56,254
Wheat.....	"	3,742	11,712	3,742	11,712
Sundries, Unenumerated.....	<i>Value</i>	...	64,652	...	2,589	62,063
TOTAL.....	<i>Hk. Ts</i>		3,009,927		147,417		...		2,862,510

SUMMARY.

IMPORTS from Northern Ports.....	<i>Hk. Ts</i>	98,613
" " Yangtze Ports.....	"	1,242,613
" " Central Ports.....	"	1,368,299
" " Southern Ports.....	"	300,402
Total from Chinese Ports.....	<i>Hk. Ts</i>	3,009,927
TOTAL NATIVE IMPORTS.....	<i>Hk. Ts</i>	3,009,927
RE-EXPORTS to Northern Ports.....	<i>Hk. Ts</i>	6,151
" " Yangtze Ports.....	"	6,732
" " Central Ports.....	"	128,609
" " Southern Ports.....	"	5,925
Total to Chinese Ports.....	<i>Hk. Ts</i>	147,417
TOTAL NATIVE RE-EXPORTS.....	<i>Hk. Ts</i>	147,417
NET TOTAL NATIVE IMPORTS.....	<i>Hk. Ts</i>	2,862,510

TABLE No. V.—TRADE IN NATIVE PRODUCE.—Exports and Re-exports.

DESCRIPTION OF GOODS.	Classifier of Quantity.	EXPORTS TO FOREIGN COUNTRIES.		EXPORTS TO HONGKONG.		EXPORTS TO CHINESE PORTS.		TOTAL RE-EXPORTS TO FOREIGN COUNTRIES, HONGKONG, AND CHINESE PORTS.		TOTAL EXPORTS (including Re-exports).	
		Quantity.	Value.	Quantity.	Value.	Quantity.	Value.	Quantity.	Value.	Quantity.	Value.
COTTON GOODS.*											
Cotton Yarn, Hangchow.....	Piculs	...	Hk. <i>Ts</i>	...	Hk. <i>Ts</i>	30	600	...	Hk. <i>Ts</i>	30	600
" " Ningpo.....	"	1,887	37,743	1,887	37,743
" " Refuse.....	"	565	6,000	565	6,000
SUNDRIES.											
Almonds, Bitter.....	Piculs	104	1,289	34	417	138	1,706
Alum, White.....	"	78,824	78,823	78,824	78,823
Bags, Gunny.....	Pieces	97,140	6,372	97,140	6,372
" Hemp.....	"	31,600	1,896	31,600	1,896
Bamboo Brooms.....	"	259,649	3,287	259,649	3,287
" Split, Leaf, etc.....	Piculs	9,880	11,532	9,880	11,532
" Shoots.....	"	5,373	13,882	5,373	13,882
Bambooware.....	"	107	2,188	107	2,188
Beancurd.....	"	152	455	19,621	58,628	19,773	59,083
Bones, Tiger.....	"	2	303	33	4,250	35	4,553
Books, Printed.....	"	78	1,287	78	1,287
Cassia Lignea.....	"	46	1,399	46	1,399
Chaff Powder.....	"	7,044	5,705	7,044	5,705
China-root.....	"	167	500	168	4,238	335	4,738
Cinnabar.....	"	2	337	12	1,231	14	1,468
Clams, Dried.....	"	144	2,551	144	2,551
Cloth, Native (Nankeens).....	"	99	2,960	99	2,960
" Fancy.....	Pieces	10,539	18,554	10,539	18,554
Cotton, Raw.....	Piculs	1,891	27,195	150	2,157	127,693	1,836,226	129,734	1,865,578
" Wadding.....	"	779	1,345	779	1,345
" Rags.....	"	5,622	12,651	5,622	12,651
" Waste.....	"	1,784	8,142	1,784	8,142
Cushions, Rush.....	Pieces	458,400	4,325	458,400	4,325
Cuttle-fish.....	Piculs	26,990	225,341	26,990	225,341
Dates, Black.....	"	2,264	11,049	2,264	11,049
Eggs, Preserved.....	Pieces	148,980	1,173	148,980	1,173
Fans, Paper.....	"	1,883,819	127,130	1,883,819	127,130
Feathers, Duck, Fowl, etc.....	Piculs	1,029	16,002	1,029	16,002
Firewood.....	"	24,422	19,537	24,422	19,537
Fish, Dried and Salt.....	"	13,878	131,843	5	73	13,883	131,916
" Maws.....	"	1,349	9,947	1,349	9,947
" Roes.....	"	147	2,467	147	2,467
" Glue.....	"	1,115	74,397	1,115	74,397
Fruit, Fresh, Unclassed.....	"	914	1,699	914	1,699
Fungus.....	"	38	979	831	21,203	869	22,182
Furniture.....	Pieces	10	16	12,576	23,914	12,586	23,930
Ground-nuts.....	Piculs	1,714	5,793	1,714	5,793
Hair, Goat.....	"	157	1,004	157	1,004
Hams.....	"	263	4,109	263	4,109
Hats, Rush.....	Pieces	252,940	2,638	252,940	2,638
" " 1 Braid, Plain.....	"	927,600	10,478	927,600	10,478
" " 2 " ".....	"	13,800	138	13,800	138
" " 3 " ".....	"	1,809,960	11,723	1,809,960	11,723
" Wood-shaving.....	"	1,674,007	47,681	1,674,007	47,681
Hemp.....	Piculs	172	1,717	1,208	12,081	1,380	13,798
" Skin.....	"	1,441	7,212	1,441	7,212
Hides, Cow and Buffalo.....	"	2,579	36,755	2,579	36,755
" Ass.....	"	101	3,019	55	1,271	156	4,290
Honey.....	"	141	1,782	141	1,782
Joss-stick Powder.....	"	2,144	4,223	2,144	4,223
Leather.....	"	33	575	34	1,154	67	1,729
Lichees, Dried.....	"	35	248	223	1,603	258	1,851
Liquorice.....	"	650	9,909	105	1,599	755	11,508

* Steam Factory products.

TABLE No. V.—TRADE IN NATIVE PRODUCE.—Exports and Re-exports—Contd.

DESCRIPTION OF GOODS.	Classifier of Quantity.	EXPORTS TO FOREIGN COUNTRIES.		EXPORTS TO HONGKONG.		EXPORTS TO CHINESE PORTS.		TOTAL RE-EXPORTS TO FOREIGN COUNTRIES, HONGKONG, AND CHINESE PORTS.		TOTAL EXPORTS (including Re-exports).	
		Quantity.	Value.	Quantity.	Value.	Quantity.	Value.	Quantity.	Value.	Quantity.	Value.
			Hk. Fla.		Hk. Fla.		Hk. Fla.		Hk. Fla.		Hk. Fla.
Lung-ngans, Dried.....	Piculs	219	1,448	31	208	250	1,656
Mats, Rush.....	Pieces	18,805	1,858	2,497,854	246,788	2,516,659	248,646
Matting.....	Rolls	6,043	18,129	6,043	18,129
Medicines.....	Value	3,374	...	476,856	...	57,814	...	538,644
Musk.....	Tucls	1,047	15,841	1,047	15,841
Mussels, Dried.....	Piculs	609	7,304	609	7,304
Nutgalls.....	"	645	16,942	645	16,942
Oil, Ground-nut.....	"	8,741	73,253	8,741	73,253
Paper, 1st Quality.....	"	1,019	16,813	1,019	16,813
" 2nd ".....	"	1,545	11,020	1,545	11,020
" Joss.....	"	4,608	133,638	4,608	133,638
" Tinsel, Black.....	"	25	1,910	25	1,910
Peel, Orange.....	"	73	1,561	100	2,140	173	3,701
Pewterware.....	"	31	1,416	31	1,416
Pipes, White Metal.....	"	502	50,116	502	50,116
Pipe-stems, Camagon-wood.....	"	1,661	53,167	1,661	53,167
Potatoes, Dried.....	"	4,068	4,068	4,068	4,068
Prawns and Shrimps, Dried.....	"	59	1,173	3	52	62	1,225
Rhubarb.....	"	1	28	380	11,205	281	11,233
Sanshu.....	"	7,825	18,622	7,825	18,622
Sea Blubber.....	"	90	269	3,390	10,069	3,480	10,338
Seaweed and Agar-agar.....	"	744	2,604	744	2,604
Seed, Cotton.....	"	6,720	3,360	13,557	12,546	20,277	15,906
" Lily Flower, or Lotus-nuts.....	"	287	4,806	192	3,219	479	8,025
" Melon.....	"	412	1,494	75	272	487	1,766
" Sesamum.....	"	1,917	6,085	1,917	6,085
" Vegetable.....	"	2,360	6,245	2,360	6,245
Sharks Fins, White.....	"	135	12,843	1	81	136	12,924
Shoes and Boots, Silk and Cotton.....	Pairs	11,683	58,415	11,683	58,415
Silk Cocoons.....	Piculs	36	2,184	36	2,184
" Refuse.....	"	17	521	17	521
" Piece Goods.....	"	368	184,151	368	184,151
Skins (Furs), Cat.....	Pieces	8,599	3,291	8,599	3,291
" Doe.....	"	17,913	3,001	17,913	3,001
" Lamb.....	"	42,000	8,400	42,000	8,400
" Land-otter.....	"	5,329	5,329	5,329	5,329
" Leopard.....	"	326	4,281	326	4,281
" Raccoon.....	"	13,572	7,126	13,572	7,126
Snakes, Dried.....	"	598	179	10,304	3,192	10,902	3,371
Stone Slabs.....	"	40,041	17,241	40,041	17,241
Tallow, Animal.....	Piculs	879	5,827	879	5,827
Tea, Green, Pingsuey.....	"	93,537	2,923,040	93,537	2,923,040
" Dust.....	"	43	179	43	179
" Leaf.....	"	585	12,290	585	12,290
Timber, Planks, Soft-wood.....	Pieces	112,540	2,166	112,540	2,166
Tinplates, Old.....	Piculs	1,041	4,196	1,041	4,196
Tobacco, Leaf.....	"	564	4,020	682	4,863	1,246	8,883
" Prepared.....	"	3	79	168	4,790	171	4,869
Umbrellas, Paper.....	Pieces	197,640	13,835	197,640	13,835
Vegetables, Dried and Salted.....	Piculs	4,000	7,997	4,000	7,997
Walnuts.....	"	419	1,686	419	1,686
Wood, Poles.....	Pieces	24,982	12,491	24,982	12,491
Wool, Sheep's.....	Piculs	496	3,844	496	3,844
Sundries, Unenumerated.....	Value	57	...	40,307	...	7,568	...	47,932
TOTAL.....	Hk. Fla.	...	30,555	...	9,344	...	7,441,767	...	147,417	...	7,629,083

SUMMARY.

To—	EXPORTS.		RE-EXPORTS.		TOTAL EXPORTS AND RE-EXPORTS.	
	<i>Hk. Tls.</i>	<i>Hk. Tls.</i>	<i>Hk. Tls.</i>	<i>Hk. Tls.</i>	<i>Hk. Tls.</i>	<i>Hk. Tls.</i>
Japan.....	30,555		...		30,555	
Hongkong.....	9,344		...		9,344	
Total to Foreign Countries.....		39,899		...		39,899
Northern Ports.....	321,421		6,151		327,572	
Yangtze Ports.....	537,028		6,732		543,760	
Central Ports.....	6,247,307		128,609		6,375,916	
Southern Ports.....	336,011		5,925		341,936	
Total to Chinese Ports.....		7,441,767		147,417		7,589,184
GRAND TOTAL.....		7,481,666		147,417		7,629,083

TABLE No. VI.—TRANSIT TRADE.

a.—Table showing the Destinations of the various Goods forwarded under Transit Passes to the Interior during the Year 1902.

DESCRIPTION OF GOODS.	Classifier of Quantity.	CHEK KIANG.		ANHWEI.		KIANGSI.		TOTAL.	
		Quantity.	Value.	Quantity.	Value.	Quantity.	Value.	Quantity.	Value.
COTTON GOODS.									
Shirtings, Grey, Plain.....	Pieces	67,820	Hk. Pts 185,259	3,716	Hk. Pts 10,144	...	Hk. Pts ...	71,536	Hk. Pts 195,403
Sheetings; Grey, Plain, American	"	35,060	111,816	2,290	7,214	37,350	119,030
" " " English	"	843	2,655	843	2,655
" " " Japanese	"	1,786	5,233	80	234	1,866	5,467
Shirtings, White, Plain.....	"	7,370	19,162	521	1,355	7,891	20,517
White Irishes.....	"	5,409	14,712	101	275	5,510	14,987
Drills, American.....	"	4,772	14,793	470	1,457	5,242	16,250
" English.....	"	107	335	30	94	137	429
Jeans, American.....	"	322	934	10	29	332	963
" English.....	"	812	2,095	87	224	899	2,319
T-Cloths, 32 inches by 24 yards...	"	9,297	17,478	1	2	9,298	17,480
" 36 " 24 "	"	15,997	36,200	1,734	3,928	17,731	40,128
Printed Cottons:—									
Printed Cambrics, Lawns, and Muslins, 12 yards.....	Pieces	97	97	29	29	126	126
Printed Chintzes and Furnitures, not exceeding 30 yards.....	"	669	1,196	14	25	683	1,221
Printed T-Cloths, not exceeding 30 yards.....	"	128	260	128	260
Dyed Cottons:—									
Cotton Italians, Plain & Figured	Pieces	1,067	6,114	228	1,311	1,295	7,425
" Lastings, " " " "	"	1,472	4,241	12	34	1,484	4,275
" Shirtings, Figured, Brocaded, and Spotted....	"	110	279	2	5	112	284
Dyed Turkey Red Cambrics, 25 yards.....	"	7	12	7	12
" Turkey Red Shirtings, 25 yards.....	"	160	341	4	8	164	349
Cotton Spanish Stripes, 32 inches	"	61	191	7	21	68	212
" Flannel, Plain, Dyed, and Printed, 30 yards.....	"	2,596	6,618	133	338	2,729	6,956
" Flannel, Plain, Dyed, and Printed, Japanese, 30 yards.....	"	97	130	97	130
Crimp Cloth.....	"	41	88	41	88
Cotton Ticks.....	"	9	28	9	28
Tuffachellas.....	"	27	28	27	28
Velvets and Velveteens, Plain, 22 inches.....	Yards	15,628	3,014	350	67	15,978	3,081
Handkerchiefs, Plain, Dyed, and Printed.....	Dozens	653	359	95	52	748	411
Towels.....	"	32	18	32	18
Cotton Goods, Unclassed.....	Pieces	11	125	11	125
" Yarn, Grey and Bleached, English.....	Piculs	29	684	29	684
" " Grey and Bleached, Indian.....	"	661	14,537	661	14,537
" " Grey and Bleached, Japanese.....	"	205	4,516	205	4,516
WOOLLEN AND COTTON MIXTURES.									
Union Italian Cloth, Plain and Figured.....	Pieces	6	49	6	49

a.—Table showing the Destinations of the various Goods forwarded under Transit Passes—Cont^d

DESCRIPTION OF GOODS.	Classifier of Quantity.	CHEH KIANG.		ANHWEI.		KIANGSI.		TOTAL.	
		Quantity.	Value.	Quantity.	Value.	Quantity.	Value.	Quantity.	Value.
WOOLLEN GOODS.									
Camlets, English	Pieces	117	1,501	117	1,501
Cloth, Broad, Medium, and Habit Lastings, Plain, Figured, and Créped.....	"	39	1,182	39	1,182
Long Ells.....	"	29	299	29	299
Spanish Stripes.....	"	8	69	2	16	10	85
	"	68	680	68	680
METALS.									
Iron and Mild Steel, New:—									
Anchors and Chains.....	Piculs	124	250	54	110	178	360
Bars.....	"	802	2,567	44	141	419	1,341	1,265	4,049
Hoops.....	"	90	269	2	5	17	52	109	326
Nail-rod.....	"	4,007	12,421	770	2,387	1,178	3,652	5,955	18,460
Nails.....	"	475	2,402	49	202	171	721	695	3,325
Pig and Kentledge.....	"	9	19	8	19	17	38
Plate Cuttings.....	"	4,238	20,681	1,019	4,973	1,198	5,848	6,455	31,502
Sheets and Plates.....	"	13	105	1	8	14	113
Wire.....	"	35	210	16	98	51	308
Iron and Mild Steel, Old:—									
Hoops.....	Piculs	152	313	12	25	85	179	249	517
Horseshoes.....	"	78	147	57	114	27	56	162	317
Wire.....	"	4,027	6,469	43	73	1,244	2,030	5,314	8,572
" Rope.....	"	847	1,533	5	12	285	491	1,137	2,036
Unclassed.....	"	2,040	2,919	32	50	975	1,426	3,047	4,395
Iron, Galvanized:—									
Wire.....	Piculs	134	600	19	39	153	639
Lead, in Pigs and Bars.....	"	90	629	75	525	165	1,154
Steel, Bamboo.....	"	984	5,904	114	684	395	2,370	1,493	8,958
Zinc, Sheets.....	"	12	98	12	98
SUNDRIES.									
Bicho de Mar, Black.....	Piculs	64	3,197	28	1,402	31	1,553	123	6,152
" White.....	"	206	4,111	42	847	80	1,609	328	6,567
Canes, Tsung-chu.....	"	4,792	14,472	283	942	5,075	15,414
Clams, Dried.....	"	28	503	53	921	81	1,424
Coal.....	Tons	1,451	11,608	33	264	343	2,744	1,827	14,616
Cockles.....	Piculs	49	752	67	1,007	116	1,759
Compoy.....	"	69	3,167	13	577	9	437	91	4,181
Cuttle-fish.....	"	7	112	9	149	44	705	60	966
Dyes, Aniline.....	Value	...	664	...	64	...	12	...	740
Fans, Palm-leaf, Fine.....	Pieces	242,740	2,913	6,800	81	249,540	2,994
" Coarse.....	"	718,600	5,210	21,200	154	11,200	81	751,000	5,445
Fish, Dried.....	Piculs	18	272	4	60	41	624	63	956
Glass, Window.....	Boxes	1,383	7,053	1	5	174	888	1,558	7,946
Glue, Cow.....	Piculs	15	244	68	1,089	83	1,333
Indigo, Liquid.....	"	294	1,913	294	1,913
Isinglass.....	"	31	1,346	3	128	18	799	52	2,273
Lichees, Dried.....	"	514	3,703	65	464	183	1,319	762	5,486
Lung-ngan Pulp.....	"	183	2,203	15	178	198	2,381
Lung-ngans, Dried.....	"	108	713	229	1,510	97	641	434	2,864
Matches, Wood, Japan.....	Gross	80,753	19,453	100	24	9,623	2,301	90,476	21,778
Mushrooms.....	Piculs	14	681	3	168	17	849
Mussels, Dried.....	"	108	1,295	49	587	26	311	183	2,193
Oil, Kerosene, American.....	Galls.	90,350	12,596	28,000	3,902	118,350	16,498
" Russian.....	"	500	51	1,000	95	1,500	146
" Sumatra.....	"	158,950	13,203	1,500	115	48,900	4,240	209,350	17,558
Pepper, Black.....	Piculs	131	1,574	62	747	29	341	228	2,662

a.—Table showing the Destinations of the various Goods forwarded under Transit Passes—*Contd.*

DESCRIPTION OF GOODS.	Classifier of Quantity.	CHEKIANG.		ANHWEI.		KIANGSI.		TOTAL.	
		Quantity.	Value.	Quantity.	Value.	Quantity.	Value.	Quantity.	Value.
			<i>Hk. Tls</i>		<i>Hk. Tls</i>		<i>Hk. Tls</i>		<i>Hk. Tls</i>
Prawns and Shrimps, Dried.....	<i>Piculs</i>	501	10,030	63	1,252	11	215	57	11,497
Rattans, Whole.....	"	1,788	11,178	63	392	1,851	11,570
Sandalwood.....	"	85	846	21	212	84	841	190	1,899
Sapanwood.....	"	677	3,112	15	71	2	9	694	3,192
Seaweed, 1st Quality.....	"	5,525	19,338	400	1,399	1,026	3,591	6,951	24,328
" Cut.....	"	359	1,471	506	2,075	30	124	895	3,670
Sharks Fins, White.....	"	3	339	9	838	1	20	13	1,197
" Prepared.....	"	8	950	8	926	14	1,900	30	3,776
Sugar, Brown.....	"	44,175	154,611	54	191	1,688	5,908	45,917	160,710
" White.....	"	13,786	68,929	202	1,011	575	2,874	14,563	72,814
" Refined.....	"	101,083	505,416	1,451	7,256	2,469	12,343	105,003	525,015
" Candy.....	"	1,443	11,907	163	1,339	124	1,023	1,730	14,269
Tinder.....	"	131	917	3	23	134	940
Tobacco, Stalk.....	"	1,616	4,545	9	28	1,625	4,573
Turmeric.....	"	640	2,163	296	1,000	936	3,163
Sundries, Unenumerated.....	<i>Value</i>	...	1,456	...	606	...	665	...	2,727
TOTAL.....	<i>Hk. Tls</i>		1,425,081		62,842		73,868		1,561,791
CHINESE COTTON GOODS.*									
Sheetings, Shanghai.....	<i>Pieces</i>	2,515	7,746	100	308	2,615	8,054
Cotton Yarn, Shanghai.....	<i>Piculs</i>	113	2,261	113	2,261
" " Ningpo.....	"	290	5,796	290	5,796
SUNDRIES.									
Coal, Kaiping.....	<i>Tons</i>	42	315	18	135	60	450
TOTAL.....	<i>Hk. Tls</i>		16,118		308		135		16,561
GRAND TOTAL.....	<i>Hk. Tls</i>		1,441,199		63,150		74,003		1,578,352

* Steam Factory products.

b.—Table showing the Provinces from which Native Goods were brought under Transit Passes during the Year 1902.

DESCRIPTION OF GOODS.	Classifier of Quantity.	CHEKIANG.	
		Quantity.	Value.
Silk Cocoons, Whole.....	<i>Piculs</i>	36	2,184
" Refuse.....	"	17	521
" Cocoons, Refuse.....	"	9	203
TOTAL.....	<i>Hk. Tls</i>		2,908

c.—Table showing the Number of Passes issued for, and the Amount of Duties collected on, Foreign Goods forwarded to the Interior under Transit Passes, as divided between the various Nationalities, during the Year 1902.

QUARTER.	BRITISH.		CHINESE.		TOTAL.	
	No. of Passes.	Transit Dues.	No. of Passes.	Transit Dues.	No. of Passes.	Transit Dues.
		<i>Hk. Tsm. c.c.</i>		<i>Hk. Tsm. c.c.</i>		<i>Hk. Tsm. c.c.</i>
1st quarter.....	515	1,268.9.2.1	5,206	5,271.5.9.6	5,721	6,540.5.1.7
2nd ".....	655	1,725.6.9.4	4,505	4,429.1.4.0	5,160	6,154.8.3.4
3rd ".....	727	1,644.4.5.5	6,372	6,678.8.4.6	7,099	8,323.3.0.1
4th ".....	795	2,501.4.6.3	6,285	7,256.5.3.3	7,080	9,757.9.9.6
TOTAL.....	2,692	7,140.5.3.3	22,368	23,636.1.1.5	25,060	30,776.6.4.8

d.—Table showing the Number of Passes surrendered for, and the Amount of Duties collected on, Native Goods brought from the Interior under Transit Passes, as divided between the various Nationalities, during the Year 1902.

QUARTER.	CHINESE.	
	No. of Passes.	Transit Dues.
		<i>Hk. Tsm. c.c.</i>
1st quarter.....	3	1.5.0.0
2nd ".....	7	11.1.3.0
3rd ".....	5	54.4.2.3
4th ".....	2	1.2.8.5
TOTAL.....	17	68.3.3.8

TABLE No. VII.—DUTIES.

a.—Duties paid under each Flag, for the Year ended 31st December 1902.

FLAG.	IMPORT.	EXPORT.	COAST TRADE.	TONNAGE.	TRANSIT.	OPIUM LIKIN.	TOTAL.
	<i>Hk. Ts. m. c. c.</i>	<i>Hk. Ts. m. c. c.</i>	<i>Hk. Ts. m. c. c.</i>	<i>Hk. Ts. m. c. c.</i>	<i>Hk. Ts. m. c. c.</i>	<i>Hk. Ts. m. c. c.</i>	<i>Hk. Ts. m. c. c.</i>
British	63,516.1.7.6	113,991.4.1.6	10,002.4.9.9	3,832.4.0.0	7,140.5.3.3	93,312.0.0.0	291,795.0.2.4
American	78.6.7.1	7.1.5.2	184.4.0.0	279.2.2.3
German	4,411.4.4.6	273.0.0.0	4,684.4.4.6
Norwegian	508.2.0.0	508.2.0.0
Japanese	2,833.1.5.0	756.0.0.0	3,589.1.5.0
Chinese	25,379.1.6.8	166,058.6.0.1	20,766.7.1.7	2,819.3.0.0	23,704.4.5.3	68,672.0.0.0	307,400.2.3.9
On Opium	60,744.0.0.0	60,744.0.0.0
TOTAL.....	157,392.1.4.0	280,884.6.8.8	30,776.3.6.8	7,109.1.0.0	30,844.9.8.6	161,984.0.0.0	668,991.2.8.2*
* No Drawbacks marked for cash payment during the year, to be deducted from this total..... <i>Hk. Ts. Nil.</i>							

b.—Comparative Table of Duties collected, for the Years 1893 to 1902.

YEARS.	IMPORT (exclusive of Opium).	EXPORT (exclusive of Opium).	COAST TRADE (exclusive of Opium).	OPIUM (Import, Export, and Coast Trade).	TONNAGE.	TRANSIT.	OPIUM LIKIN.	TOTAL.
	<i>Hk. Ts. m. c. c.</i>	<i>Hk. Ts. m. c. c.</i>	<i>Hk. Ts. m. c. c.</i>	<i>Hk. Ts. m. c. c.</i>	<i>Hk. Ts. m. c. c.</i>	<i>Hk. Ts. m. c. c.</i>	<i>Hk. Ts. m. c. c.</i>	<i>Hk. Ts. m. c. c.</i>
1893.....	26,602.9.5.7	550,658.2.1.6	32,300.4.2.3	174,870.3.3.8	4,276.4.0.0	22,957.2.4.7	466,320.9.0.0	1,277,086.4.8.1
1894.....	32,684.4.1.2	486,419.8.1.5	31,020.0.0.1	166,968.3.9.5	3,773.5.0.0	20,734.9.2.6	445,249.0.5.0	1,186,850.0.9.9
1895.....	41,089.0.4.6	571,852.9.3.7	33,963.3.0.4	154,922.3.0.8	4,312.1.0.0	21,078.7.8.4	413,124.1.5.0	1,240,342.6.2.9
1896.....	54,325.7.8.5	540,235.7.7.3	29,952.9.2.7	150,042.9.0.1	4,651.5.0.0	25,878.2.8.1	400,102.7.0.0	1,205,189.8.6.7
1897.....	54,857.0.7.2	298,080.5.7.0	31,421.2.7.9	113,623.5.9.4	3,681.2.0.0	27,745.3.6.1	302,996.2.5.0	832,405.3.2.6
1898.....	52,686.6.3.9	231,205.7.0.2	28,161.2.4.7	107,011.7.2.6	5,416.1.0.0	25,709.4.7.0	285,364.6.0.0	735,555.4.8.4
1899.....	63,325.7.9.9	287,697.2.8.0	41,304.2.8.2	101,402.4.5.7	5,991.4.0.0	30,742.9.8.2	270,406.5.5.0	800,870.7.5.0
1900.....	59,011.4.0.0	275,977.8.2.5	38,980.0.0.1	76,757.1.3.8	3,893.9.0.0	26,878.2.2.4	204,685.7.0.0	686,184.1.8.8
1901.....	87,825.9.7.8	248,269.5.8.2	41,437.8.3.1	70,705.3.5.0	5,137.1.0.0	33,049.8.9.8	188,547.6.0.0	674,973.3.3.9
1902.....	96,648.1.4.0	280,884.6.8.8	30,776.3.6.8	60,744.0.0.0	7,109.1.0.0	30,844.9.8.6	161,984.0.0.0	668,991.2.8.2

B.—SPECIAL TABLES.

TABLE No. I.—IMPORT TRADE.

Comparative Table of the principal Articles of Import, for the Years 1893 to 1902.

DESCRIPTION OF GOODS.	Classifier of Quantity.	1893.	1894.	1895.	1896.	1897.	1898.	1899.	1900.	1901.	1902.
OPIUM.											
Malwa.....	<i>Piculs</i>	5,626	5,403	5,037	4,888	3,659	3,382	3,228	2,445	2,244	1,882
Patna.....	"	144	152	110	108	128	142	95	91	89	85
Benares.....	"	54	10	16	41	56	23	24	22
COTTON GOODS.											
Shirtings, Grey.....	<i>Pieces</i>	365,517	338,851	458,045	485,783	510,325	452,891	478,415	399,965	428,618	333,979
Sheetings, American.....	"	14,611	13,350	17,540	17,320	27,600	37,306	51,205	45,070	68,935	69,370
Shirtings, White.....	"	30,681	43,998	60,888	66,188	60,840	70,245	69,199	72,020	103,625	92,441
White Irishes.....	"	33,668	28,748	29,730	45,417	41,416	40,117	45,520	35,870	19,145	13,142
Drills, American.....	"	7,856	12,603	15,415	16,250	24,930	24,300	28,775	23,632	36,729	26,244
" English.....	"	6,715	3,275	3,670	7,680	5,930	5,025	5,565	2,380	2,875	870
T-Cloths.....	"	95,714	79,135	101,741	157,616	109,681	75,152	84,488	63,088	58,719	51,175
Chintzes and Furnitures.....	"	12,149	9,865	14,602	17,676	17,466	14,076	17,176	13,316	18,348	12,984
Cotton Yarn, English.....	<i>Piculs</i>	96	81	168	126	60	123	279	195	258	1,136
" " Indian.....	"	7,617	8,473	8,739	11,903	4,650	1,632	2,306	1,899	7,022	7,150
" " Japanese.....	"	21	1,377	3,598	4,793	2,429	2,249	2,544	3,277	3,769	2,345
WOOLLEN AND COTTON MIXTURES.											
Union Italian Cloth, Plain and Figured.....	<i>Pieces</i>	3,616	3,980	4,510	3,497	3,632	3,900	5,188	3,350	4,197	2,615
WOOLLEN GOODS.											
Camlets, English.....	<i>Pieces</i>	2,371	2,195	2,277	2,150	2,280	2,507	2,789	2,799	2,830	2,000
Spanish Stripes.....	"	2,156	1,630	2,010	2,018	2,195	2,267	2,158	1,576	1,874	1,893
METALS.											
Iron, Nail-rod and Bars.....	<i>Piculs</i>	23,871	22,796	30,132	25,035	22,887	24,906	15,911	7,570	16,436	12,500
Lead, in Pigs.....	"	9,743	9,016	11,931	13,578	6,656	7,375	8,405	7,243	8,646	10,957
Tin, Slabs.....	"	24,431	28,600	32,935	36,326	27,492	16,937	16,862	13,019	35,171	24,112
SUNDRIES.											
Bicho de Mar.....	<i>Piculs</i>	1,739	1,729	1,947	2,275	2,174	2,040	2,109	1,801	2,088	1,740
Coal.....	<i>Tons</i>	5,165	2,921	5,156	9,769	10,166	15,134	16,578	15,671	14,903	9,055
Flour, American.....	<i>Piculs</i>	6,840	7,041	9,129	13,204	11,956	11,001	15,403	17,148	24,549	27,957
Ginseng.....	"	157	197	197	124	252	246	293	255	141	117
Indigo, Liquid.....	"	2,940	4,510	10,166	10,390	10,605	6,397	9,892	5,591	9,264	2,707
Lung-ngans, Dried.....	"	532	181	428	2,608	4,031	401	1,002	15	2,492	725
Mangrove Bark.....	"	40,749	46,263	48,681	52,102	62,460	41,666	55,568	62,119	51,542	41,435
Matches.....	<i>Gross Value, Hk. Fr.</i>	345,165	257,645	338,405	338,938	351,800	369,125	309,895	323,200	415,895	322,750
Medicines.....	<i>Galls.</i>	10,062	7,019	10,566	13,518	14,566	16,325	32,194	22,524	18,694	28,256
Oil, Kerosene, American.....		2,067,870	1,489,260	1,899,150	1,288,400	1,540,100	1,291,445	1,111,585	1,182,230	1,870,600	1,561,200

Comparative Table of the principal Articles of Import—Cont^d.

DESCRIPTION OF GOODS.	Classifier of Quantity.	1893.	1894.	1895.	1896.	1897.	1898.	1899.	1900.	1901.	1902.
Oil, Kerosene, Russian.....	Galls.	31,500	411,730	614,435	1,123,200	1,045,400	710,000	799,480	546,300	533,650	67,500
" " Sumatra.....	"	306,655	671,200	982,350	907,390	1,287,150	1,472,200
Pepper, Black and White.....	Piculs	1,432	765	786	1,006	693	591	752	542	761	443
Rattans, Whole.....	"	6,613	9,096	8,564	9,140	8,454	6,256	7,158	7,425	9,420	3,556
Sapanwood.....	"	4,797	4,856	3,883	5,273	5,821	3,233	2,890	4,832	6,179	3,484
Seaweed.....	"	9,187	9,421	9,941	12,491	13,230	11,644	12,873	9,566	12,435	8,138
Sugar, Brown.....	"	34,698	15,496	25,336	75,015	105,968	115,052	149,831	104,020	120,544	196,040
" White.....	"	82,451	105,174	90,855	95,640	20,933	31,273	35,405	30,691	39,867	35,808
" Refined.....	"	87,263	87,901	105,426	79,803	157,843	211,028
" Candy.....	"	241	143	364	588	1,406	1,445	2,941	5,733
Wood, Ebony.....	"	1,860	1,812	781	2,569	686	912	2,022	372	1,078	1,168

TABLE No. 2.—EXPORT TRADE.

Comparative Table of the principal Articles of Export, for the Years 1893 to 1902.

DESCRIPTION OF GOODS.	Classifier of Quantity.	1893.	1894.	1895.	1896.	1897.	1898.	1899.	1900.	1901.	1902.
Alum, White.....	Piculs	91,851	84,565	78,221	95,741	81,712	79,729	81,910	71,771	76,341	78,824
Cotton, Raw.....	"	99,616	44,229	99,738	83,834	108,964	70,999	64,846	115,984	69,784	129,734
" Ginned, Ningpo.....	"	4,904	75	120
" Yarn, Ningpo *.....	"	431	815	2,141	3,209	2,301	1,329	1,887
Cuttle-fish.....	"	18,345	71,806	31,900	37,305	27,531	39,100	17,037	36,850	22,485	26,990
Fans, Paper.....	Pieces	2,420,717	2,873,403	2,978,948	3,259,884	2,288,021	2,821,750	1,857,643	1,561,922	2,278,785	1,883,819
Fish Maws.....	Piculs	700	776	917	785	887	1,092	1,428	839	1,436	1,349
" Glue.....	"	1,065	1,325	782	1,125	1,743	1,328	1,421	395	895	1,115
Hats, Rush.....	Pieces	2,614,200	2,800,520	2,413,390	2,189,572	4,810,870	3,064,306	3,101,411	7,437,853	7,198,560	3,004,300
Mats, ".....	"	1,193,075	1,240,387	1,484,223	1,453,711	1,507,419	1,612,692	2,045,156	1,926,979	1,734,560	2,516,659
Matting.....	Rolls	5,076	3,007	4,012	7,358	8,349	14,492	7,148	8,786	10,521	6,043
Medicines.....	{ Value, Hk. Ts }	248,230	270,931	275,234	254,560	250,449	283,603	306,963	350,265	440,307	480,230
Mussels, Dried.....	Piculs	512	588	834	616	796	688	744	468	485	609
Oil, Ground-nut.....	"	18,147	591	450	21,800	56,844	33,241	8,837	5,631	10,949	8,741
Paper, Joss.....	"	1,923	3,695	3,924	4,434	3,486	2,063	2,211	3,204	3,316	4,608
Samshu.....	"	6,736	8,226	4,820	13,831	4,465	7,372	4,239	6,485	13,163	7,825
Silk Piece Goods.....	"	448	450	412	431	450	394	379	246	358	368
Tea, Green, Fychow.....	"	73,801	74,545	90,379	78,660	12,468	3,561	299
" Pingsuey.....	"	109,974	85,812	98,390	96,897	61,579	50,084	79,005	68,633	60,072	93,537
" Leaf.....	"	998	2,041	1,703	2,447	1,352	385	295	...	370	585
Umbrellas, Paper.....	Pieces	139,330	181,840	224,780	106,900	121,170	232,090	163,680	103,202	128,200	197,640

* Steam Factory product.

TABLE No. 3.—VALUE OF TRADE.

Comparative Table of the Value of the Trade, for the Years 1893 to 1902.

YEARS.	IMPORTS FROM		EXPORTS TO		TOTAL IMPORTS AND EXPORTS.	RE-EXPORTS.	TREASURE AND COPPER CASH.		TRANSIT TRADE.	
	Foreign Countries.	Native Ports.	Foreign Countries.	Native Ports.			Imported.	Exported.	Inwards.	Outwards.
	Hk. Ts.	Hk. Ts.	Hk. Ts.	Hk. Ts.	Hk. Ts.	Hk. Ts.	Hk. Ts.	Hk. Ts.	Hk. Ts.	Hk. Ts.
1893.....	304,820	9,062,728	35,118	6,253,508	15,656,174	178,169	257,381	1,293,564	1,113,621	1,480
1894.....	133,238	8,985,252	10,423	5,604,658	14,733,571	133,814	476,952	1,119,851	1,060,041	2,004
1895.....	156,513	10,064,413	...	6,396,155	16,617,081	91,126	382,109	508,096	1,109,199	5,726
1896.....	434,376	10,705,331	41,221	6,074,209	17,255,137	131,693	638,339	1,233,951	1,340,335	4,982
1897.....	705,751	10,504,438	64,624	4,921,871	16,196,684	154,548	609,768	1,806,030	1,656,894	389
1898.....	747,662	9,803,929	12,048	3,980,729	14,544,368	125,834	1,290,317	2,886,469	1,473,549	4,562
1899.....	895,304	11,155,777	...	4,314,351	16,365,432	102,170	733,757	3,774,714	1,846,239	811
1900.....	947,673	9,520,522	...	4,945,996	15,414,191	486,811	782,131	1,725,438	1,660,144	1,130
1901.....	2,476,026	10,097,909	8,256	4,552,672	17,134,863	170,508	621,007	2,143,483	1,964,693	1,354
1902.....	2,724,475	9,346,639	39,899	7,441,767	19,552,780	193,516	240,731	818,870	1,561,791	2,908

TABLE No. 4.—SHIPPING.

Comparative Table of Shipping, for the Years 1893 to 1902.

a.—Under General Regulations.

YEARS.	ENTERED INWARDS.						CLEARED OUTWARDS.					
	STEAMERS.		SAILING VESSELS.		TOTAL.		STEAMERS.		SAILING VESSELS.		TOTAL.	
	No.	Tons.	No.	Tons.	No.	Tons.	No.	Tons.	No.	Tons.	No.	Tons.
1893.....	381	439,822	143	18,824	524	458,646	381	439,822	149	19,820	530	459,642
1894.....	342	434,162	145	18,152	487	452,314	341	434,121	144	18,144	485	452,265
1895.....	338	461,637	160	20,351	498	481,988	338	461,041	155	19,737	493	480,778
1896.....	428	471,441	160	20,851	588	492,292	427	472,014	163	21,006	590	493,020
1897.....	403	463,072	163	20,782	566	483,854	402	463,037	165	21,192	567	484,229
1898.....	405	474,378	151	20,034	556	494,412	402	474,285	143	18,822	545	493,107
1899.....	391	476,888	155	21,930	546	498,818	390	476,885	164	23,084	554	499,969
1900.....	386	474,860	166	23,723	552	498,583	386	474,860	162	22,940	548	497,800
1901.....	407	472,122	149	20,761	556	492,883	407	472,122	150	20,891	557	493,013
1902.....	425	500,576	141	20,144	566	520,720	425	500,576	143	20,656	568	521,232

b.—Under Inland Steam Navigation Rules.

YEARS.	ENTERED INWARDS.		CLEARED OUTWARDS.		TOTAL ENTERED AND CLEARED.	
	No.	Tons.	No.	Tons.	No.	Tons.
1893-96.....
1897.....	355	22,335	355	22,335	710	44,670
1898.....	512	32,323	513	32,372	1,025	64,695
1899.....	803	46,291	804	46,340	1,607	92,631
1900.....	803	48,203	803	48,203	1,606	96,406
1901.....	903	50,865	903	50,865	1,806	101,730
1902.....	1,041	62,734	1,041	62,734	2,082	125,468

TABLE No. 5.—TREASURE.

Treasure Imported and Exported during the Year 1902.

COUNTRIES FROM WHICH IMPORTED AND TO WHICH EXPORTED.	IMPORTS.					EXPORTS.				
	GOLD.		SILVER.		COPPER CASH.	GOLD.		SILVER.		COPPER CASH.
	In Bars.	In Bars.	In Sycee.	In Dollars.		In Bars.	In Bars.	In Sycee.	In Dollars.	
<i>Hk. Ts.</i>	<i>Hk. Ts.</i>	<i>Hk. Ts.</i>	<i>Hk. Ts.</i>	<i>Hk. Ts.</i>	<i>Hk. Ts.</i>	<i>Hk. Ts.</i>	<i>Hk. Ts.</i>	<i>Hk. Ts.</i>	<i>Hk. Ts.</i>	
1. FOREIGN COUNTRIES.....
TOTAL: 1. FOREIGN COUNTRIES
2. CHINA:—										
Shanghai.....	56,318	172,433	30,623	717,247	...
Wenchow.....	11,980	70,600	...
Foochow.....	400	...
TOTAL: 2. CHINA.....	56,318	184,413	30,623	788,247	...
TOTAL: 1 and 2. FOREIGN COUNTRIES AND CHINA... }	56,318	184,413	30,623	788,247	...
GRAND TOTAL.....	240,731	818,870

TABLE No. 6.—PASSENGER TRAFFIC.

Passenger Traffic during the Year 1902.

PASSENGERS TO					PASSENGERS FROM			
STEAMERS.		SAILING VESSELS.			STEAMERS.		SAILING VESSELS.	
Foreigners.	Natives.	Foreigners.	Natives.		Foreigners.	Natives.	Foreigners.	Natives.
713	165,417		764	172,848
15	590	24	589	
23	27,240	65	28,779	
751	193,247	TOTAL.....	853	202,216	...	

WENCHOW TRADE REPORT, FOR THE YEAR 1902.

1°. LOCAL.—The trade of the port recovered during the year from the depression and uneasiness in 1900, and the total value amounted to *Hk.Tts* 1,916,355, which is considerably more than in any previous year. Foreign Imports show an increase, and Native Imports, owing to the small importation of Rice, a decrease. The total Exports are nearly double what they were in 1901. Given seasonable weather and no epidemic, etc., it is hoped that the trade will show even greater improvement during 1903. If there were opposition in the carrying trade and freights by steamer were in consequence lower, a larger trade in many local articles would doubtless spring up, which would help to swell the Export figures.

2°. REVENUE.—The total collection amounted to *Hk.Tts* 73,889—a record year. The previous best year was 1899, when the total was *Hk.Tts* 64,574. Comparing the figures of 1902 with those of the previous year, it is found that there was an increase under all the headings, except Tonnage Dues. The China Merchants Steam Navigation Company's s.s. *Poochi* having again been given the Chinese flag, the importation of Opium was much larger than while she ran under American protection.

3°. FOREIGN TRADE.—(a.) *Imports*.—There were no direct Imports from, nor direct Exports to, Foreign countries during the period under review. The principal articles coming from Hongkong, transhipped at Shanghai, were Palm-leaf Fans, Rattans, Medicines, and Piece Goods, and there was some Copper from Japan.

(b.) *Exports* and (c.) *Re-exports*.—*Nil*.

4°. COAST TRADE.—(a.) *Original Shipments Coastwise*.—The value of Native Exports was *Hk.Tts* 643,797. These figures indicate a rise of nearly 76 per cent. in this branch of the trade. This is chiefly owing to the large export of Tea consequent on the reduction of Duty. The value of this commodity was *Hk.Tts* 364,135, or nearly 57 per cent. of the entire Export trade. The merchants consider the season to have been a fairly satisfactory one. They lost slightly on Congou, which is all consumed in China, and is not prepared so carefully as in other Tea districts; but they made a profit on Green Teas, which are mostly sent to the United States. A small portion goes to Great Britain and France. Unfired Tea is fired at Shanghai and thence is shipped to Europe, Russia, and the United States; but the gain in 1902 is said to have been slight. The reduction in Duty from *Hk.Tts* 2.50 per picul to 5 per cent. *ad valorem*, and then the change to *Hk.Tts* 1.25 per picul, gave a great impetus to the trade. Merchants instead of having to employ junks could afford to pay the Duty levied by this office on a great portion of the total crop, as, although the Duty at the Native Customs is slightly lower than at this Custom House, the quicker and safer transport induced the traders to ship it in Foreign vessels. There is still a large quantity of Tea produced in this neighbourhood, which is of very inferior kind and is only worth *Hk.Tts* 5 to *Hk.Tts* 7 a picul or even less, and which cannot afford to pay more than a 5 per cent. *ad valorem* Export Duty; this Tea is either sold locally or sent by junk to other ports for inland consumption. Piracy being frequent all round this prefecture, one or two boats laden with Tea have been plundered; consequently the Tea merchants intend in 1903 to bring their purchases from the Tea districts to the port by steam-launch. The average prices per picul for 1902 were as follows: Congou—first quality, *Hk.Tts* 17; second quality, *Hk.Tts* 15; Green Teas—first quality, *Hk.Tts* 35 to *Hk.Tts* 37; second quality,

Hk.Tts. 17 to *Hk.Tts.* 27; third quality, *Hk.Tts.* 12 to *Hk.Tts.* 15; Unfired—*Hk.Tts.* 8. The area of cultivation was not increased during 1902, but in 1903 more land will be devoted to the Tea plant. In some places the fields where the poppy was grown will now become Tea plantations, owing to the Native Opium growers having had such a bad year. Seven new Tea honges are to be opened for this next season. Kittysols (Native Umbrellas) are the second article of importance on the list of Exports, but their value only amounted to a little more than one-seventh of that of Tea. This part of the trade does not seem to progress much, which is unfortunate, since the work of making Kittysols, limited as it is in extent, gives occupation to a good many hands in the city. The wholesale price was about \$16 a 100 and the retail price 18 cents apiece. Manufacturers are reported to have made money on the year's sales. Soft-wood Planks come next, and their value was *Hk.Tts.* 35,261; all were shipped to Shanghai for building purposes. The crop of Oranges was not a good one, owing to want of rain in the autumn, and the price was too low in Shanghai for any extensive sale there. A large quantity of those shipped up to Tientsin were on arrival found to be rotten. Profits, therefore, were very small. The total value of the trade was *Hk.Tts.* 24,854. There was an increase in the export of Cow Hides and Leather, and the trade in them was remunerative. Leaf Tobacco was exported to the value of *Hk.Tts.* 22,655, chiefly to Amoy. Next in value come Dried Prawns and Shrimps, worth *Hk.Tts.* 18,748; and then Medicines, *Hk.Tts.* 17,251. The above are the eight principal items of Export: the first, *Hk.Tts.* 364,135; the second, *Hk.Tts.* 57,621; and the eighth, *Hk.Tts.* 17,251. With the exception of Silk Piece Goods (say, *Hk.Tts.* 16,000) and a few others, there are no other items worth *Hk.Tts.* 5,000, and there are 19 under *Hk.Tts.* 1,000.

(b.) *Reshipments Coastwise.*—The total value of Native goods re-exported only amounted to *Hk.Tts.* 573, and that of Foreign goods, to *Hk.Tts.* 652; the former consisted of a small quantity of Raw Cotton and Sundries, and the latter, of Sheetings, Japan Ginseng, and Sundries.

(c.) *Coastwise Arrivals.*—The net value of the Import trade, Foreign and Native, amounted to *Hk.Tts.* 1,272,558, showing an increase over the two previous years. In Cotton Goods the figures for Grey Shirtings, White Irishes, Sheetings, and Lastings are larger, while there was a falling off in *T*-Cloths and certain Japanese Cotton Goods. Merchants say that there is very little profit to be made on Piece Goods, especially now that the prices are continually being raised, to meet the fall in silver: although the fishermen had a fairly good year, they seemed to prefer to wear clothes of the Native cloth as being thicker and stronger. Woollens were imported in slightly larger quantities, the principal increase being in English Camlets. Aniline Dyes show a falling off of *Hk.Tts.* 6,500, and there was a large decrease in Palm-leaf Fans. In Kerosene Oil there was a decline of nearly 50 per cent. in the total value. The liking for the Russian kind seems to have decreased. The average retail prices were as follows: American, \$3.21 per case; Russian, \$3.04 per case; and Sumatra, \$1.46 per tin. In Brown and White Sugar there was again an increase, merchants preferring the security against piracy in steamer rather than the cheaper mode by junk. The trade in Old Iron was not successful. Foreign Needles are not much used, for they cost 10 cents per 100, while the Native article is only 2 cents. Of Native Imports, there was a general increase, principally noticeable in Raw Cotton. The only decrease was in Rice; the crops, though not good, were nevertheless not so bad as in 1901, and consequently only *Hk.Tts.* 53,000 worth had to be imported, as against *Hk.Tts.* 113,000 worth. The price of Rice was from \$3.13 to \$3.70 per picul.

5°. *INLAND TRANSIT.*—(a.) *Inwards.*—The total Transit Dues collected amounted to *Hk.Tts.* 1,503, showing an increase as compared with the total in the preceding year. Foreign goods valued at *Hk.Tts.* 88,271, covered by 5,250 Passes, were sent inland to P'ing-yang and other places. The principal items were Kerosene Oil, Seaweed, and Sugar. 310 free Passes

were issued for 844 piculs of Shanghai and Ningpo Cotton Yarn, valued at *Hk.Tts* 17,308, which went to Ping-yang, Yo-ch'ing, and Jui-an.

(b.) *Outwards.*—*Nil.*

6°. SHIPPING.—The port was served fairly regularly during the year by the steamers of the China Merchants Steam Navigation Company, which, with the exception of seven lorchas, monopolised the carrying trade. The *Poochi* ran three trips under the American flag, and then reverted to the Chinese after Chinese New Year, and continued on the line till the end of the year, with one interval, when the *Fungshun* took her place. As the *Poochi* is about to be laid up for new boilers, it is hoped that her substitute will be of larger carrying capacity and make quicker passages, leaving out Ningpo if necessary. If we cannot have opposition, which is what the port much needs, a steamer can at least, with ordinary despatch, make the round trip between Shanghai, Ningpo, and Wenchow in less than 10 days, especially now that the merchants can wire their wants. Hitherto the dates of arrival of the steamer have been uncertain, and merchants could not, before she came in, make arrangements to ship their cargo; now that they learn by telegraph the day she leaves Shanghai, proper preparations can be made for shipping cargo with less uncertainty and more promptness. The number and tonnage of vessels entered and cleared were slightly less than in 1901.

7°. PASSENGER TRAFFIC.—The number of Native passengers leaving Wenchow was 1,792, as against 2,161 in 1901; and the arrivals numbered 2,279, as against 2,103. The figures for the year do not include several hundred students and other passengers who were allowed passages in Chinese Government vessels on payment of much less than the usual fare charged by steamer. For Foreigners the charge to Ningpo is \$24, and to Shanghai, \$34; return tickets, \$38 and \$54 respectively. For Chinese the fare to Ningpo is \$5, and to Shanghai, \$6; but from Shanghai to Ningpo, where there is opposition, only \$1. The voyage from here to Shanghai takes two days.

8°. TREASURE.—Sycee to the value of *Hk.Tts* 9,090 and Dollars to the value of *Hk.Tts* 85,495 were imported, and *Hk.Tts* 553,217, in the form of Chop-Dollars, were exported, chiefly to Shanghai. The price of copper cash continued to be about 930 to 970 per dollar.

9°. OPIUM.—(a.) *Foreign.*—There was an increase of over 600 per cent. in the total import, which amounted to 183 piculs, as against 30 piculs in 1901. Malwa shows an increase of 20 piculs; Patna, of 112 piculs; and Persian, of 21 piculs; none of this last kind has been imported through this office for many years. These large arrivals were principally due to the fact that the s.s. *Poochi* ran under the Chinese flag from February to December, and brought in some each trip; for seven months of 1901 she was American and could not bring any. Another reason is the failure of the poppy crop in this prefecture, owing to unfavourable weather, which caused the price of the Native drug to rise too high to admit of the Wenchow Opium smokers using it. The average values were: Malwa, *Hk.Tts* 753 per chest; Patna, *Hk.Tts* 707 per chest; and Persian, *Hk.Tts* 650 per chest.

(b.) *Native.*—Over 8 piculs of Szechwan Opium and 62 catties of Yunnan were imported, both for consumption at Ch'u-chou. The price of the Wenchow drug was about \$6 a catty, or considerably more than in 1901.

10°. MISCELLANEOUS.—As is frequently the case at Wenchow, bad weather interfered with the prosperity of the port: it is either too wet or too dry. In 1902 heavy rains in the early part of the summer damaged some of the Paddy, and want of rain in September spoiled the Oranges, not to mention the poppy plant. Almost all the wells in the city were dried up, as well as the ponds and canals round about. Water communication with the inland markets was much impeded, and, as a general result, there was much poverty and suffering.

Besides all this, cholera broke out in June—probably imported from Shanghai,—and was at its height in the city during August. It began in the immediate vicinity of the Custom House, and then seemed to attack each part of the city in succession; afterwards the villages in the neighbourhood were visited by it, and deaths were reported even up to November. At Ping-yang it was very prevalent. This disease was followed up by much malaria in Wenchow, and affections of the throat. It is difficult to ascertain how many Chinese succumbed to the cholera, but a very moderate estimate would be 20,000; 9,000 coffins were made for Wenchow city alone, and, of course, many died who were not afterwards thus provided for. The local officials tried to check the spread of the disease by setting apart houses for the sick and isolating the beggars (who seemed to catch it more easily than others). They also warned the people against drinking unboiled water, etc., but their efforts were apparently in vain, and it ran its course. Towards the end of the year, when dry weather was wanted, rain fell and did much damage to the Paddy just about harvest time. The winter of 1901-02 was very mild, and last summer an unhealthy one. This present winter has been much colder than usual, and a hot and healthy summer is predicted for 1903. On the 17th January the French gun-boat *Lion*, Commander BÉCUE, arrived from Haemun, and left for Ningpo on the 19th January; this was the only visit paid by any man-of-war during the year. Two fires took place: the first broke out early in the morning of the 6th February in a large fish shop in the street alongside the Custom House, to the west; fortunately, there being a good supply of water and no wind, the fire was confined to two or three shops and no damage was done to the Custom House. The other occurred on the 28th November in a house to the east of the Custom House and gradually worked its way round, owing to the high wind, to the south as far as the city wall and to the west up to the city gate. Only one small shop remained standing between the south-east corner of the Customs premises and the fire, and we had an exceedingly narrow escape; the Native firemen worked very hard to prevent the flames reaching the Custom House. About 250 shops and houses were burnt down and one life was lost. Telegraphic communication with the outside world was established on the 23rd December. Much opposition had been raised ever since the scheme was first set on foot, and even up to the last the people inland at many places objected strongly to the erection of the telegraph poles on their land. Since, however, the line has been opened, the villagers have submitted quietly to the innovation and have left the poles alone. The Imperial Post Office is making way, and its inland office at Ch'u-chou is progressing though slowly. The Natives are finding out the convenience of being able to remit small sums by postal notes, and are availing themselves to a greater extent of the privilege. The reduction in parcel post charges has also been made use of by the small dealers in Silk Piece Goods here, for they find it cheaper to send them through the post rather than ship them by steamer and pay freight. It is reckoned that even if the Silk is only going as far as Shanghai, there is a gain of at least one-half: the postage on a picul of Silk would be—at 22 lb. = 40 cents—a little over \$2.40; whereas the freight would be \$5 to Shanghai only, while the \$2.40 would frank the parcels to any Imperial post office in China.

A. LAY,

Acting Commissioner of Customs.

WENCHOW, 16th February 1903.

WENCHOW TRADE RETURNS,

FOR THE YEAR 1902.

A.—GENERAL TABLES.

TABLE No. I.—SHIPPING.

Number and Tonnage of Vessels Entered and Cleared under each Flag,
for the Year ended 31st December 1902.

a.—Under General Regulations.

FLAG.	STEAMERS.													
	ENTERED INWARDS.						CLEARED OUTWARDS.						TOTAL ENTERED AND CLEARED.	
	With Cargo.		In Ballast.		TOTAL.		With Cargo.		In Ballast.		TOTAL.			
	No.	Tons.	No.	Tons.	No.	Tons.	No.	Tons.	No.	Tons.	No.	Tons.	No.	Tons.
British.....	2	92	2	92	1	831	2	92	3	923	5	1,015
American.....	3	1,893	3	1,893	3	1,893	3	1,893	6	3,786
Chinese.....	30	19,623	1	831	31	20,454	30	19,623	1	831	31	20,454	62	40,908
Total Steamers.....	33	21,516	3	923	36	22,439	34	22,347	3	923	37	23,270	73	45,709
	SAILING VESSELS.													
Chinese.....	7	1,072	7	1,072	7	1,072	7	1,072	14	2,144
Total Sailing Vessels	7	1,072	7	1,072	7	1,072	7	1,072	14	2,144
GRAND TOTAL.....	40	22,588	3	923	43	23,511	41	23,419	3	923	44	24,342	87	47,853

b.—Under Inland Steam Navigation Rules.

Nil.

TABLE No. II.—GROSS AND NET VALUES OF THE TRADE OF WENCHOW,
1900 TO 1902.

	1900.		1901.		1902.	
	NET VALUES.	GROSS VALUES.	NET VALUES.	GROSS VALUES.	NET VALUES.	GROSS VALUES.
	<i>Hk. Ta</i>	<i>Hk. Ta</i>	<i>Hk. Ta</i>	<i>Hk. Ta</i>	<i>Hk. Ta</i>	<i>Hk. Ta</i>
FOREIGN GOODS.						
Imported from Foreign Countries and Hongkong.....	16,726		14,352		7,138	
Imported from Chinese Ports.....	788,362		692,636		899,362	
Total Foreign Imports.....		805,088		706,988		906,500
Re-exported to Foreign Countries and Hongkong	
Re-exported to Chinese Ports (chiefly to Shanghai } and Ningpo).....	4,409		1,619		652	
Total Foreign Re-exports.....	4,409		1,619		652	
Net Total Foreign Imports.....	800,679		705,369		905,848	
NATIVE PRODUCE.						
Imported (chiefly from Shanghai and Ningpo).....		356,524		393,030		367,283
Re-exported to Foreign Countries.....	
Re-exported to Chinese Ports.....	800		4,510		573	
Total Native Re-exports.....	800		4,510		573	
Net Total Native Imports.....	355,724		388,520		366,710	
Native Produce of local origin Exported to } Foreign Countries.....	
Native Produce of local origin Exported to } Chinese Ports.....	303,227		366,900		643,797	
Total Exports of local origin ...		303,227		366,900		643,797
Gross Value of the Trade of the Port.....		1,464,839		1,466,918		1,917,580
Net Value of the Trade of the Port, i.e., Foreign } and Native Imports less Re-exports, and Native } Exports of local origin.....	1,458,630		1,460,789		1,916,355	

TABLE No. III.—TRADE IN FOREIGN GOODS.—Imports and Re-exports.

DESCRIPTION OF GOODS.	Classifier of Quantity.	IMPORTS FROM FOREIGN COUNTRIES AND HONGKONG.		IMPORTS FROM CHINESE PORTS.		RE-EXPORTS TO FOREIGN COUNTRIES AND HONGKONG.		RE-EXPORTS TO CHINESE PORTS.		NET TOTAL IMPORTS.	
		Quantity.	Value.	Quantity.	Value.	Quantity.	Value.	Quantity.	Value.	Quantity.	Value.
OPIMUM:—											
			<i>Hk. Tls</i>		<i>Hk. Tls</i>		<i>Hk. Tls</i>		<i>Hk. Tls</i>		<i>Hk. Tls</i>
Malwa.....	<i>Piculs</i>	22.00	16,289	22.00	16,289
Patna.....	"	140.40	87,233	140.40	87,233
Persian.....	"	21.00	11,740	21.00	11,740
COTTON GOODS:—											
Shirtings, Grey, Plain.....	<i>Pieces</i>	32,055	111,930	32,055	111,930
" White, ".....	"	9,972	46,301	9,972	46,301
White Irishes.....	"	2,452	11,609	2,452	11,609
Shirtings, Dyed, Figured, } Brocaded, and Spotted.. }	"	380	1,020	380	1,020
T-Cloths, 32 inches.....	"	10,185	20,743	10,185	20,743
Drills, English.....	"	765	2,406	765	2,406
" Indian.....	"	30	120	30	120
" American.....	"	2,445	9,340	2,445	9,340
Sheetings, English.....	"	760	2,381	60	189	700	2,192
" Indian.....	"	300	930	300	930
" American.....	"	270	964	20	71	250	893
Chintzes and Furnitures.....	"	36	70	36	70
Cotton Prints, Plain.....	"	1,184	3,238	1,184	3,238
Turkey Red Shirtings.....	"	650	1,070	650	1,070
" Cambries.....	"	25	55	1,846	4,198	1,871	4,253
Cotton Lastings, Plain and } Figured..... }	"	4,153	20,106	4,153	20,106
" Italians, Plain and } Figured..... }	"	33	125	3,859	17,709	3,892	17,834
" Crimps, Japanese.....	"	70	215	70	215
Velvets.....	"	110	726	110	726
Muslins, Plain and Printed.....	"	215	221	215	221
Handkerchiefs, Cotton.....	<i>Dozens</i>	737	368	737	368
Towels, Japanese.....	"	773	476	773	476
Cotton Spanish Stripes.....	<i>Pieces</i>	12	48	12	48
" Flannel, Japanese.....	"	864	2,715	864	2,715
" Yarn, English.....	<i>Piculs</i>	3	99	3	99
" " Indian.....	"	400	9,424	400	9,424
" " Japanese.....	"	274	6,307	274	6,307
WOOLLEN GOODS:—											
Camlets, English.....	<i>Pieces</i>	3	30	1,140	12,864	1,143	12,894
Lastings, Plain and Figured.....	"	298	3,581	298	3,581
Long Ells.....	"	689	4,040	689	4,040
Spanish Stripes.....	"	234	3,339	234	3,339
Cloth, Broad, Medium, and } Habit..... }	"	102	4,524	102	4,524
Blankets and Rugs.....	<i>Pairs</i>	81	122	81	122
Italian Cloth, Plain and } Figured..... }	<i>Pieces</i>	770	5,684	770	5,684
Woolen Yarn and Cord.....	<i>Piculs</i>	27	3,300	27	3,300
MISCELLANEOUS PIECE GOODS:—											
Silk and Cotton Plush.....	<i>Pieces</i>	8	175	8	175
METALS:—											
Iron, Hoop.....	<i>Piculs</i>	128	390	128	390
" Sheets, Galvanized.....	"	8	64	8	64
" Wire.....	"	40	336	40	336
" " Cobbles.....	"	6,696	15,819	6,696	15,819

TABLE No. III.—TRADE IN FOREIGN GOODS.—Imports and Re-exports—Contd.

DESCRIPTION OF GOODS.	Classifier of Quantity.	IMPORTS FROM FOREIGN COUNTRIES AND HONGKONG.		IMPORTS FROM CHINESE PORTS.		RE-EXPORTS TO FOREIGN COUNTRIES AND HONGKONG.		RE-EXPORTS TO CHINESE PORTS.		NET TOTAL IMPORTS.	
		Quantity.	Value.	Quantity.	Value.	Quantity.	Value.	Quantity.	Value.	Quantity.	Value.
METALS, continued:—											
Old Iron Wire.....	Piculs	...	Hk. Tls	1,920	3,954	10	16	1,910	3,938
" Unclassed.....	"	362	814	362	814
Iron Nails.....	"	86	416	86	416
" Anchors and Chains.....	"	76	208	76	208
Lead, in Pigs.....	"	391	3,215	391	3,215
Copper Wire, Japan.....	"	3	126	3	126
" Slabs.....	"	11	357	316	9,656	327	10,013
Yellow Metal, Sheets and Plates.....	"	50	1,454	50	1,454
Steel Bars.....	"	332	1,493	332	1,493
" Sheets and Plates.....	"	519	1,865	519	1,865
White Metal— <i>or</i> German Silver.....	"	24	1,485	24	1,485
Metals, Unclassed.....	"	10	44	10	44
SUNDRIES:—											
Agar-agar.....	Piculs	235	1,037	235	1,037
Awabi.....	"	16	810	16	810
Bicho de Mar, Black.....	"	51	2,323	51	2,323
" White.....	"	194	4,247	3	63	191	4,184
Boxes, Fancy.....	Gross	521	964	521	964
Braid, Llana.....	Boxes	21,295	4,989	21,295	4,989
Buttons, Brass.....	Gross	5,520	1,817	5,520	1,817
Candles.....	Boxes	313	964	313	964
Cigarettes.....	Value	244	244
Clams, Dried.....	Piculs	26	571	26	571
Clocks.....	Pieces	206	409	206	409
Cockles, Dried.....	Piculs	26	475	26	475
Compo.....	"	31	1,629	31	1,629
Dyes, Aniline.....	Value	12,193	12,193
Fans, Palm-leaf, Trimmed.....	Pieces	122,200	1,695	33,600	441	155,800	2,136
" Untrimmed.....	"	320,000	2,020	20,000	140	340,000	2,160
Fish, Dried.....	Piculs	22	612	22	612
Flour.....	"	267	954	267	954
Ginseng, Korean.....	"	1	3,008	1	3,008
" Japan, Crude.....	"	158	34,707	1	250	157	34,457
" American, Clarified.....	"	8	11,113	8	11,113
Glass, Window.....	Boxes	516	2,498	516	2,498
Glassware.....	Piculs	86	1,685	86	1,685
Isinglass.....	"	52	2,351	52	2,351
Lamps and Lampware.....	Value	1,312	1,312
Lead, White.....	Piculs	193	1,759	193	1,759
Lang-ngan Pulp.....	"	35	633	35	633
Matches, Wood, Japan.....	Gross	18,250	5,343	18,250	5,343
Medicines.....	Piculs	8	311	63	1,084	71	1,395
Milk, Condensed, in Tins.....	Dozens	236	343	236	343
Mussels, Dried.....	Piculs	366	3,652	366	3,652
Needles.....	Mille	9,212	2,250	9,212	2,250
Oil, Kerosene, American.....	Galls.	68,950	11,714	68,950	11,714
" Russian.....	"	43,500	6,631	43,500	6,631
" Sumatra.....	"	366,000	38,953	366,000	38,953
Faint, Green.....	Piculs	25	747	25	747
Paper, 1st Quality.....	"	259	3,885	259	3,885
Pepper, Black.....	"	12	256	12	256
Prawns and Shrimps, Dried.....	"	53	1,206	53	1,206
Purses.....	Pieces	7,430	823	7,430	823
Rattans, Whole.....	Piculs	342	2,521	1,178	9,749	9	63	1,505	12,198
Sapanwood.....	"	282	715	282	715

TABLE No. III.—TRADE IN FOREIGN GOODS.—Imports and Re-exports—Cont^d

DESCRIPTION OF GOODS.	Classifier of Quantity.	IMPORTS FROM FOREIGN COUNTRIES AND HONGKONG.		IMPORTS FROM CHINESE PORTS.		RE-EXPORTS TO FOREIGN COUNTRIES AND HONGKONG.		RE-EXPORTS TO CHINESE PORTS.		NET TOTAL IMPORTS.	
		Quantity.	Value.	Quantity.	Value.	Quantity.	Value.	Quantity.	Value.	Quantity.	Value.
SUNDRIES, continued:—			<i>Hk. Ta</i>		<i>Hk. Ta</i>		<i>Hk. Ta</i>		<i>Hk. Ta</i>		<i>Hk. Ta</i>
Seaweed, Japan	<i>Piculs</i>	8,242	25,893	8,242	25,893
Soap	<i>Value</i>	4,643	4,643
Sugar, Brown	<i>Piculs</i>	19,758	96,475	19,758	96,475
" White	"	15,235	98,488	15,235	98,488
" Candy	"	809	6,917	809	6,917
Telegraphic Materials	<i>Value</i>	4,170	4,170
Umbrellas, Alpaca	<i>Pieces</i>	5,418	2,709	5,418	2,709
Vermilion	<i>Piculs</i>	37	2,781	37	2,781
Worm Tablets, in Bottles	<i>Dozens</i>	210	199	210	199
Sundries, Unenumerated	<i>Value</i>	...	24	...	6,896	6,920
TOTAL	<i>Hk. Ta</i>	...	7,138	...	899,362	652	...	905,848

SUMMARY.

IMPORTS from Hongkong	<i>Hk. Ta</i>	6,781
" " Japan	"	357
Total from Foreign Countries	<i>Hk. Ta</i>	7,138
Imports from Chinese Ports	"	899,362
TOTAL FOREIGN IMPORTS	<i>Hk. Ta</i>	906,500
RE-EXPORTS to Central Ports	<i>Hk. Ta</i>	652
Total to Chinese Ports	<i>Hk. Ta</i>	652
TOTAL FOREIGN RE-EXPORTS	<i>Hk. Ta</i>	652
NET TOTAL FOREIGN IMPORTS	<i>Hk. Ta</i>	905,848

TABLE No. IV.—TRADE IN NATIVE PRODUCE—Imports and Re-exports.

DESCRIPTION OF GOODS.	Classifier of Quantity.	IMPORTS FROM CHINESE PORTS.		RE-EXPORTS TO CHINESE PORTS.		RE-EXPORTS TO FOREIGN COUNTRIES AND HONGKONG.		NET TOTAL IMPORTS.	
		Quantity.	Value.	Quantity.	Value.	Quantity.	Value.	Quantity.	Value.
			Hk. Tls		Hk. Tls		Hk. Tls		Hk. Tls
Alum, Green	Piculs	120	336	120	336
Bags, Gunny	Pieces	2,040	296	2,040	296
Beans, Green	Piculs	80	216	80	216
" Yellow	"	2,152	6,368	2,152	6,368
Books, Printed	"	220	6,737	220	6,737
Brass-foil	"	7	344	7	344
Buttons, Brass	"	22	1,132	22	1,132
China-root	"	34	881	34	881
Cinnamon	"	6	362	6	362
Cloth, Native (Nankeens)	"	209	7,522	209	7,522
Cotton, Raw	"	1,340	20,892	33	429	1,307	20,463
" Ribbons	"	17	1,357	17	1,357
" Rags	"	982	2,198	982	2,198
" Yarn, Shanghai and Ningpo *	"	2,655	54,355	2,655	54,355
Dates, Black	"	201	1,319	201	1,319
" Red	"	2,603	14,729	2,603	14,729
Earth, "	"	146	167	146	167
Fans, Paper	Pieces	45,329	1,210	45,329	1,210
Fish, Dried	Piculs	27	779	3	71	24	708
Flour, Shanghai Mill	"	1,523	5,482	1,523	5,482
Fruit, Fresh	"	425	561	425	561
Fungus	"	879	25,401	879	25,401
Ginseng, Native	"	9	801	9	801
Glass or Vitrified Ware	"	83	1,631	83	1,631
Ground-nuts	"	592	2,966	592	2,966
Gypsum	"	1,600	1,255	1,600	1,255
Hemp	"	1,450	15,181	1,450	15,181
Hides, Ass, Prepared	"	9	899	9	899
Indigo, Dried	"	27	621	27	621
Lead, in Pigs	"	56	490	56	490
" Lining for Tea Chests	"	389	4,720	389	4,720
" Yellow	"	220	2,538	220	2,538
Lichees, Dried	"	473	8,473	473	8,473
Lily Flowers, Dried	"	1,207	16,741	1,207	16,741
Matches, Wood, Shanghai	Gross	28,800	6,286	28,800	6,286
Medicines	Piculs	1,256	14,717	1,256	14,717
Mulberry Trees	Pieces	34,900	698	34,900	698
Opium, Native, Szechwan	Piculs	8	3,585	8	3,585
" " Yunnan	"	1	330	1	330
Peel, Orange	"	44	264	44	264
Persimmons, Dried	"	530	1,373	530	1,373
Plums, Dried and Salted	"	131	308	131	308
Preserves	"	66	788	66	788
Rice	"	15,220	53,270	15,220	53,270
Safflower	"	7	406	7	406
Saltpetre	"	105	2,100	105	2,100
Samshu	"	78	544	78	544
Seed, Melon	"	1,062	6,106	1,062	6,106
" Sesamum	"	378	2,052	378	2,052
Silk, Raw, Yellow	"	9	2,425	9	2,425
" Piece Goods	"	11	7,372	11	7,372
" and Cotton Mixtures	"	6	971	6	971
" Ribbons	"	19	14,617	19	14,617
Silver Dross	"	100	613	100	613
Sugar, Brown	"	605	3,004	605	3,004
Tar, Coal	Gallons	6,320	1,157	6,320	1,157
Tobacco, Prepared	Piculs	266	7,438	266	7,438
" Knives	"	39	694	39	694
Varnish	"	155	10,114	155	10,114

* Steam Factory products.

TABLE No. IV.—TRADE IN NATIVE PRODUCE.—Imports and Re-exports—Cont^d.

DESCRIPTION OF GOODS.	Classifier of Quantity.	IMPORTS FROM CHINESE PORTS.		RE-EXPORTS TO CHINESE PORTS.		RE-EXPORTS TO FOREIGN COUNTRIES AND HONGKONG.		NET TOTAL IMPORTS.	
		Quantity.	Value.	Quantity.	Value.	Quantity.	Value.	Quantity.	Value.
			<i>Hk. Tls</i>		<i>Hk. Tls</i>		<i>Hk. Tls</i>		<i>Hk. Tls</i>
Vermicelli.....	<i>Piculs</i>	194	2,320	194	2,320
Walnuts.....	"	133	615	2	13	131	602
Wax, White.....	"	106	6,171	106	6,171
Wheat.....	"	414	1,242	414	1,242
Sundries, Unenumerated.....	<i>Value</i>	...	6,743	...	60	6,683
TOTAL.....	<i>Hk. Tls</i>		367,283		573				366,710

SUMMARY.

IMPORTS from Yangtze Ports.....	<i>Hk. Tls</i>	28,392
" " Central Ports.....	"	322,384
" " Southern Ports.....	"	16,507
Total from Chinese Ports.....	<i>Hk. Tls</i>	367,283
TOTAL NATIVE IMPORTS.....	<i>Hk. Tls</i>	367,283
RE-EXPORTS to Central Ports.....	<i>Hk. Tls</i>	573
Total to Chinese Ports.....	<i>Hk. Tls</i>	573
TOTAL NATIVE RE-EXPORTS.....	<i>Hk. Tls</i>	573
NET TOTAL NATIVE IMPORTS.....	<i>Hk. Tls</i>	366,710

TABLE No. V.—TRADE IN NATIVE PRODUCE.—Exports and Re-exports.

DESCRIPTION OF GOODS.	Classifier of Quantity.	EXPORTS TO FOREIGN COUNTRIES.		EXPORTS TO HONGKONG.		EXPORTS TO CHINESE PORTS.		TOTAL RE-EXPORTS TO FOREIGN COUNTRIES, HONGKONG, AND CHINESE PORTS.		TOTAL EXPORTS (including Re-exports).	
		Quantity.	Value.	Quantity.	Value.	Quantity.	Value.	Quantity.	Value.	Quantity.	Value.
			Hk. <i>Ta</i>		Hk. <i>Ta</i>		Hk. <i>Ta</i>		Hk. <i>Ta</i>		Hk. <i>Ta</i>
Bags, Gunny.....	Pieces	12,580	969	12,580	969
Bamboo Shoots, Fresh.....	Piculs	190	196	190	196
" " Dried.....	"	70	243	70	243
Barley Pearl.....	"	73	386	73	386
Charcoal.....	"	1,205	489	1,205	489
China-root.....	"	11	330	11	330
Coir and Coirware.....	"	1,921	11,801	1,921	11,801
Cotton, Raw.....	"	33	429	33	429
" Rags.....	"	850	850	850	850
Cumquats, Fresh.....	"	218	255	218	255
Eggs, Fresh.....	Pieces	279,100	946	279,100	946
Feathers, Duck.....	Piculs	272	1,712	272	1,712
Firewood.....	"	8,212	1,641	8,212	1,641
Fish, Dried.....	"	3	71	3	71
" Maws.....	"	119	7,262	119	7,262
Furniture.....	Pieces	3,128	765	3,128	765
Hides, Cow.....	Piculs	1,648	24,281	1,648	24,281
Leather.....	"	128	3,265	128	3,265
Medicines.....	"	6,275	17,251	6,275	17,251
Mushrooms.....	"	13	592	13	592
Orange Skin.....	"	181	793	181	793
Oranges, Fresh.....	"	19,654	24,854	19,654	24,854
Paper, 1st Quality.....	"	25	381	25	381
" 2nd ".....	"	144	721	144	721
Pewterware.....	"	6	328	6	328
Prawns and Shrimps, Dried.....	"	541	18,748	541	18,748
Resin.....	"	125	235	125	235
Sea Blubber.....	"	3,504	2,814	3,504	2,814
Sharks Fins, White.....	"	10	890	10	890
Silk, Refuse.....	"	13	309	13	309
" Piece Goods.....	"	35	15,988	35	15,988
Skins (Furs), Land-otter.....	Pieces	1,120	2,240	1,120	2,240
Soapstone Ornaments.....	Piculs	587	5,393	587	5,393
Tallow, Animal.....	"	154	1,076	154	1,076
" Vegetable.....	"	658	5,920	658	5,920
Tar, Pine.....	"	119	181	119	181
Tea, Black.....	"	947	14,212	947	14,212
" Green.....	"	9,712	225,241	9,712	225,241
" Dust.....	"	291	593	291	593
" Leaf and Unfired.....	"	15,752	123,072	15,752	123,072
" Stalk.....	"	339	1,017	339	1,017
Timber, Planks, Soft-wood.....	Sq. feet	2,655,541	35,261	2,655,541	35,261
Tobacco, Leaf.....	Piculs	2,895	22,655	2,895	22,655
" Prepared.....	"	9	206	9	206
Umbrella (Kittysol) Frames.....	Pieces	88,100	1,762	88,100	1,762
Umbrellas, Paper (Kittysols).....	"	547,450	57,621	547,450	57,621
Walnuts.....	Piculs	2	13	2	13
Wood, Poles.....	Pieces	8,852	4,426	8,852	4,426
Sundries, Unenumerated.....	Value	3,626	...	60	...	3,686
TOTAL.....	Hk. <i>Ta</i>	643,797	573	644,370

SUMMARY.

To—	EXPORTS.		RE-EXPORTS.		TOTAL EXPORTS AND RE-EXPORTS.	
	<i>Hk. Pts</i>	<i>Hk. Pts</i>	<i>Hk. Pts</i>	<i>Hk. Pts</i>	<i>Hk. Pts</i>	<i>Hk. Pts</i>
Northern Ports.....	44,289		...		44,289	
Yangtze Ports.....	1,676		...		1,676	
Central Ports.....	586,242		573		586,815	
Southern Ports	11,590		...		11,590	
Total to Chinese Ports	643,797		573		644,370	
GRAND TOTAL	643,797		573		644,370	

TABLE No. VI.—TRANSIT TRADE.

a.—Table showing the Destinations of the various Goods forwarded under Transit Passes to the Interior during the Year 1902.

DESCRIPTION OF GOODS.	Classifier of Quantity.	CHEEKIANG.		FUHKIEN.		TOTAL.	
		Quantity.	Value.	Quantity.	Value.	Quantity.	Value.
COTTON GOODS:—			<i>Hk. Ta</i>		<i>Hk. Ta</i>		<i>Hk. Ta</i>
Shirtings, Grey, Plain.....	<i>Pieces</i>	488	1,708	146	511	634	2,219
" White.....	"	6	28	150	697	156	725
T-Cloths, 32 inches.....	"	873	1,807	154	319	1,027	2,126
Turkey Red Shirtings.....	"	25	41	25	41
Cotton Yarn, Indian.....	<i>Piculs</i>	81	1,912	81	1,912
" " Japanese.....	"	56	1,280	56	1,280
METALS:—							
Iron, Hoop.....	<i>Piculs</i>	16	47	16	47
" Wire Cobbles.....	"	1,082	2,549	80	194	1,162	2,743
Old Iron Wire.....	"	1,207	2,498	85	177	1,292	2,675
" " Unclassed.....	"	82	189	22	51	104	240
Steel Bars.....	"	163	733	1	5	164	738
" Sheets and Plates.....	"	47	169	47	169
SUNDRIES:—							
Glass, Window.....	<i>Boxes</i>	9	44	9	44
Mangrove Bark.....	<i>Piculs</i>	8	16	8	16
Oil, Kerosene, Russian.....	<i>Gallons</i>	75,680	11,503	150	23	75,830	11,526
" " Sumatra.....	"	77,950	8,263	77,950	8,263
Rattans, Whole.....	<i>Piculs</i>	86	715	6	51	92	766
Seaweed, Japan.....	"	3,261	10,240	3,261	10,240
Sugar, Brown.....	"	4,824	23,396	4,824	23,396
" White.....	"	2,949	19,053	2,949	19,053
Sundries, Unenumerated.....	<i>Value</i>	...	52	52
TOTAL.....	<i>Hk. Ta</i>		86,202		2,069		88,271
CHINESE COTTON GOODS* :—							
Cotton Yarn.....	<i>Piculs</i>	844	17,308	844	17,308
GRAND TOTAL.....	<i>Hk. Ta</i>		103,510		2,069		105,579

* Steam Factory products.

b.—Table showing the Provinces from which Native Goods were brought under Transit Passes during the Year 1902.

Nil.

c.—Table showing the Number of Passes issued for, and the Amount of Duties collected on, Foreign Goods forwarded to the Interior under Transit Passes, as divided between the various Nationalities, during the Year 1902.

QUARTER.	CHINESE.	
	No. of Passes.	Transit Dues.
		<i>Hk. Piao.c.c.</i>
1st quarter.....	1,084	315.7.7.1
2nd ".....	1,445	393.9.3.7
3rd ".....	1,202	315.0.6.0
4th ".....	1,519	478.4.5.5
TOTAL.....	5,250*	1,503.2.2.3

* Not including 310 Passes for Chinese Cotton Goods.

d.—Table showing the Number of Passes surrendered for, and the Amount of Duties collected on, Native Goods brought from the Interior under Transit Passes, as divided between the various Nationalities, during the Year 1902.

Nil.

TABLE No. VII.—DUTIES.

a.—Duties paid under each Flag, for the Year ended 31st December 1902.

FLAG.	IMPORT.	EXPORT.	COAST TRADE.	TONNAGE.	TRANSIT.	OPIUM LIKIN.	TOTAL.
	<i>Hk. P&M.c.c.</i>	<i>Hk. P&M.c.c.</i>	<i>Hk. P&M.c.c.</i>	<i>Hk. P&M.c.c.</i>	<i>Hk. P&M.c.c.</i>	<i>Hk. P&M.c.c.</i>	<i>Hk. P&M.c.c.</i>
British.....	...	153.6.4.1	45.1.3.5	332.4.0.0	531.1.7.6
American.....	103.9.9.0	457.3.5.6	259.8.7.0	821.2.1.6
Chinese.....	519.0.1.2	47.430.4.2.9	2,800.2.3.0	109.9.0.0	1,503.2.2.3	14,672.0.0.0	67,034.7.9.4
On Opium.....	5,502.0.0.0	5,502.0.0.0
TOTAL.....	6,125.0.0.2	48,041.4.2.6	3,105.2.3.5	442.3.0.0	1,503.2.2.3	14,672.0.0.0	73,889.1.8.6*

* No Drawbacks marked for cash payment during the year, to be deducted from this total.....*Hk. P&M. Nil.*

b.—Comparative Table of Duties collected, for the Years 1893 to 1902.

YEARS.	IMPORT (exclusive of Opium).	EXPORT (exclusive of Opium).	COAST TRADE (exclusive of Opium).	OPIUM (Import, Export, and Coast Trade).	TONNAGE.	TRANSIT.	OPIUM LIKIN.	TOTAL.
	<i>Hk. P&M.c.c.</i>	<i>Hk. P&M.c.c.</i>	<i>Hk. P&M.c.c.</i>	<i>Hk. P&M.c.c.</i>	<i>Hk. P&M.c.c.</i>	<i>Hk. P&M.c.c.</i>	<i>Hk. P&M.c.c.</i>	<i>Hk. P&M.c.c.</i>
1893.....	1,234.2.9.7	30,547.0.7.9	1,734.1.3.1	4,189.2.0.0	358.7.0.0	689.6.4.0	11,171.2.0.0	49,924.2.4.7
1894.....	1,302.6.8.7	35,060.7.4.0	1,468.8.9.2	2,550.0.0.0	26.7.0.0	688.0.7.6	6,800.0.0.0	47,897.0.9.5
1895.....	1,069.9.2.2	50,227.6.8.0	1,383.0.8.8	1,896.0.0.0	252.4.0.0	729.3.5.2	5,056.0.0.0	60,614.4.4.2
1896.....	847.2.4.8	29,514.6.5.4	1,656.1.6.7	3,102.0.0.0	660.0.0.0	980.7.7.0	8,272.0.0.0	45,032.8.3.9
1897.....	288.4.8.2	36,976.0.8.6	2,038.9.3.2	3,240.0.0.0	1,002.1.0.0	1,469.9.2.7	8,640.0.0.0	53,655.5.2.7
1898.....	380.9.2.8	39,451.0.1.2	2,349.1.8.8	3,846.0.0.0	58.4.0.0	1,439.1.2.6	10,256.0.0.0	57,780.6.5.4
1899.....	408.0.3.4	42,236.4.8.6	2,690.0.0.6	4,776.0.0.0	267.3.0.0	1,460.3.0.9	12,736.0.0.0	64,574.1.3.5
1900.....	349.7.7.2	31,257.8.0.3	2,991.5.1.9	2,199.0.0.0	774.8.0.0	1,541.6.5.1	5,864.0.0.0	44,978.5.4.5
1901.....	316.9.6.1	38,185.7.3.2	2,584.9.3.3	888.0.0.0	529.7.0.0	1,108.5.1.2	2,368.0.0.0	45,981.8.3.8
1902.....	623.0.0.2	48,041.4.2.6	3,105.2.3.5	5,502.0.0.0	442.3.0.0	1,503.2.2.3	14,672.0.0.0	73,889.1.8.6

B.—SPECIAL TABLES.

TABLE No. I.—IMPORT TRADE.

Comparative Table of the principal Articles of Import, for the Years 1893 to 1902.

DESCRIPTION OF GOODS.	Classifier of Quantity.	1893.	1894.	1895.	1896.	1897.	1898.	1899.	1900.	1901.	1902.
OPIUM :—											
Malwa.....	<i>Piculs</i>	34	7	5	5	...	1	8	3	2	22
Patna.....	"	104	77	59	98	108	126	148	71	28	140
Benares.....	"	1	1	1	3
Persian.....	"	21
COTTON GOODS :—											
Handkerchiefs.....	<i>Dozens</i>	236	524	992	802	1,931	1,172	1,226	1,630	1,411	737
Cotton Goods, Unclassed.....	<i>Pieces</i>	68,823	49,993	83,081	86,745	94,108	77,792	92,606	86,578	68,148	72,591
" Yarn, Indian.....	<i>Piculs</i>	243	411	1,095	1,914	1,266	753	543	480	175	400
" " Japanese.....	"	132	65	405	369	708	519	593	274
" " Shanghai and Ningpo*.....	"	6	266	708	2,710	3,857	3,549	2,481	2,655
WOOLLEN GOODS.....	<i>Pieces</i>	5,434	4,151	2,958	2,426	2,867	2,206	2,931	2,687	1,619	3,236
METALS :—											
Iron, Hoop.....	<i>Piculs</i>	163	216	99	147	128
" Wire Cobbles.....	"	8,527	7,029	6,791	10,166	9,546	11,165	10,462	9,817	11,043	6,696
Old Iron Wire.....	"	817	913	731	648	1,538	1,431	1,381	1,035	695	1,910
Lead, in Pigs.....	"	443	354	665	481	438	665	579	338	295	391
Copper, Slabs, Japan.....	"	323	335	257	204	376	363	128	235	364	327
Steel Bars.....	"	317	331	349	466	385	507	376	332
SUNDRIES :—											
Agar-agar.....	<i>Piculs</i>	246	338	274	380	506	292	116	235
Bicho de Mar, Black and White	"	160	285	967	188	262	203	190	242
Braid, Llama.....	<i>Boxes</i>	17,727	15,444	14,870	17,784	19,736	15,841	22,626	18,710	24,347	21,295
Dyes, Aniline.....	<i>Value, Hk. Pk.</i>	7,419	8,019	9,464	10,423	13,485	13,184	17,895	16,792	18,747	12,193
Fans, Palm-leaf, Trimmed and Untrimmed.....	<i>Pieces</i>	319,800	468,456	486,900	773,000	686,600	582,200	674,800	626,600	730,200	495,800
Ginseng, Japan, Crude.....	<i>Piculs</i>	92	70	72	104	146	132	135	157
Glass, Window.....	<i>Boxes</i>	580	453	525	557	706	616	582	516
Mangrove Bark.....	<i>Piculs</i>	959	645	2,255	3,688	1,418	204	1,262	2,918	521	...
Matches, Wood, Japan.....	<i>Gross</i>	48,000	36,600	41,575	21,000	20,700	33,500	14,000	11,350	13,750	18,250
Needles.....	<i>Mille</i>	4,910	8,440	7,975	9,052	9,445	10,653	13,204	11,340	13,519	9,212

* Steam Factory products.

Comparative Table of the principal Articles of Import—*Contd.*

DESCRIPTION OF GOODS.	Classifier of Quantity.	1893.	1894.	1895.	1896.	1897.	1898.	1899.	1900.	1901.	1902.
SUNDRIES, <i>continued</i> :—											
Oil, Kerosene, American.....	<i>Galls.</i>	385,500	218,000	201,000	83,000	129,000	70,500	67,000	97,900	35,000	68,950
" " Russian.....	"	210,500	303,040	233,000	256,050	300,000	326,000	426,500	581,700	387,500	43,500
" " Sumatra.....	"	32,000	58,000	241,500	187,500	85,000	266,200	366,060
Rattans, Whole.....	<i>Piculs</i>	760	741	1,133	1,142	1,238	1,405	1,721	1,505
Seaweed, Japan.....	"	5,744	6,888	6,150	7,792	9,638	9,721	11,141	9,354	8,124	8,242
Sugar, Brown.....	"	1,950	291	378	173	464	3,301	1,646	3,452	4,033	19,758
" White.....	"	2,465	3,151	2,731	2,488	4,305	5,290	6,374	7,492	10,406	15,235
Umbrellas, Alpaca.....	<i>Pieces</i>	1,949	3,012	4,728	4,276	3,298	3,447	6,408	6,427	8,196	5,418

TABLE No. 2.—EXPORT TRADE.

Comparative Table of the principal Articles of Export, for the Years 1893 to 1902.

DESCRIPTION OF GOODS.	Classifier of Quantity.	1893.	1894.	1895.	1896.	1897.	1898.	1899.	1900.	1901.	1902.
Charcoal.....	<i>Piculs</i>	6,894	4,843	4,023	3,517	2,212	3,043	3,558	2,222	4,559	1,205
Coir and Coirware.....	"	2,285	980	671	1,251	1,798	849	1,351	607	1,627	1,921
Cuttle-fish.....	"	884	21
Feathers, Duck.....	"	138	137	163	302	108	207	86	272
Fish Maws.....	"	91	135	95	110	79	107	105	119
Hides, Cow.....	"	364	828	298	467	515	434	273	1,648
Medicines.....	{ <i>Value,</i> <i>Hk. Pa</i> }	10,474	8,619	9,601	11,444	11,334	12,447	15,375	12,979	16,363	17,251
Oranges, Fresh.....	<i>Piculs</i>	15,567	14,823	14,921	21,965	21,350	18,397	18,830	10,789	18,732	19,654
Prawns and Shrimps, Dried.....	"	419	93	190	446	455	625	529	709	367	541
Skins (Furs), Land-otter.....	<i>Pieces</i>	1,100	960	912	970	940	1,226	840	1,120
Soapstone Ornaments.....	<i>Piculs</i>	289	322	348	334	292	322	221	195	463	587
Tea, Black.....	"	3,976	3,362	3,831	3,256	2,512	1,692	2,297	1,863	991	947
" Green.....	"	1,121	1,903	5,405	3,117	4,700	6,743	7,502	5,722	6,044	9,712
" Leaf and Unfired.....	"	6,386	9,014	11,349	3,095	6,098	4,612	4,486	3,152	6,062	15,752
Timber, Planks, Soft-wood.....	<i>Sq. feet</i>	101,571	1,519,546	2,072,839	2,389,434	1,869,206	2,030,686	3,229,672	2,655,541
Tobacco, Leaf.....	<i>Piculs</i>	1,213	2,401	1,548	3,568	2,611	8,346	3,495	1,436	1,452	2,895
Umbrella (Kittysol) Frames.....	<i>Pieces</i>	11,360	510	14,050	5,840	18,900	55,800	91,180	88,100
Umbrellas, Paper (Kittysols)...	"	210,570	185,240	220,730	331,170	316,850	333,425	299,310	315,075	255,950	547,450
Wood, Poles.....	"	28,902	9,100	8,393	14,346	14,031	41,958	57,890	2,141	34,567	8,852

TABLE No. 5.—TREASURE.

Treasure Imported and Exported during the Year 1902.

COUNTRIES FROM WHICH IMPORTED AND TO WHICH EXPORTED.	IMPORTS.					EXPORTS.				
	GOLD.		SILVER.		COPPER CASH.	GOLD.		SILVER.		COPPER CASH.
	In Bars.	In Bars.	In Sycee.	In Dollars.		In Bars.	In Bars.	In Sycee.	In Dollars.	
	Hk. Ta.	Hk. Ta.	Hk. Ta.	Hk. Ta.	Hk. Ta.	Hk. Ta.	Hk. Ta.	Hk. Ta.	Hk. Ta.	
1. FOREIGN COUNTRIES
TOTAL: 1. FOREIGN COUNTRIES
2. CHINA:—										
Shanghai	9,090	26,840	537,368
Ningpo	57,599	15,849
Amoy	1,056
TOTAL: 2. CHINA	9,090	85,495	553,217
TOTAL: 1 and 2. FOREIGN COUNTRIES AND CHINA..... }	9,090	85,495	553,217
GRAND TOTAL.....	94,585	553,217

TABLE No. 6.—PASSENGER TRAFFIC.

Passenger Traffic during the Year 1902.

PASSENGERS TO				Coast Ports	PASSENGERS FROM			
STEAMERS.		SAILING VESSELS.			STEAMERS.		SAILING VESSELS.	
Foreigners.	Natives.	Foreigners.	Natives.		Foreigners.	Natives.	Foreigners.	Natives.
46	1,792		57	2,279

SANTUAO TRADE REPORT,

FOR THE YEAR 1902.

1°. LOCAL.—During 1902, which was the fourth year since Santuao was declared an open port, the value of trade again made a substantial advance, the total of *Hk.Ts.* 1,521,000 being *Hk.Ts.* 274,000 higher than in 1901; but, as in preceding years, the advance was all under a single head, namely, the export of Tea, which alone contributed *Hk.Ts.* 1,488,000, or 98 per cent. of the total. Other Exports amounted to only *Hk.Ts.* 6,000, and Foreign and Native Imports together to the absurdly small sum of *Hk.Ts.* 26,000. The cause of this lopsided development is not far to seek: it lies simply in the hopeless unsuitability for the purpose of general trade of the island of Santu, which was chosen as the place for the transaction of the port's business. For although the port limits of Santuao embrace the entire inland sea known as Samsah Inlet, which, with its imposing fiords and extensive branches, covers an area of over 200 square miles, the place set apart for the shipping and discharge of cargo is at Santu. The island contains but a few hundred inhabitants, who eke out a very frugal existence by growing sweet potatoes—their staple diet,—and there is a village of 20 odd Native houses scattered along the beach. When the port was opened, trade was quite unknown at Santu, and to this day there is not a merchant in the place, nor even a shop worthy of the name. Thousands of piculs of Tea pass through the port annually, it is true, but its passing is a mere incident of its transportation from the producing districts to the market at Foochow, and not a pound of Tea is bought or sold here. Even a yard of Foreign Cotton Cloth cannot be purchased locally, and the barest necessities of life have to be brought from Foochow or from market towns on the mainland, the nearest of which is 10 miles distant by water. Santu has, in short, no trade of its own, while as a distributing and collecting centre for the neighbouring mainland it is cruelly handicapped by its isolated position. For whereas cargo brought or sent away by steamer has to bear the cost of being landed and reshipped to and from the Native boats plying to the mainland, with storage fees and damage due to the much handling as possible concomitant charges, junks will carry the goods direct at much less trouble and expense. Save in the case of Tea, indeed, where celerity in reaching the market is of the first importance and a little extra cost of carriage a secondary matter, there is no likelihood of goods being extensively shipped to or from the mainland by way of Santu. Hence it is that Tea has thus far been not merely the principal but practically the sole factor in our trade, and that the only chance of further expansion lies in deflecting to the Santu route the one-quarter of the Tea crop still carried overland. That done, the limits possible under present conditions will have been reached. It might be otherwise had the port been placed at the mouth of the Samsah Inlet, say, at Tung-ch'ung-k'ou (東沖口), where it could command or at least share in the really extensive and valuable trade passing inward and outward, which now ignores the very existence of Santu. Or had the choice fallen upon Pai-shih (白石), at the mouth of the Fu-an River, which is accessible to ocean-going steamers of deep draught, direct contact would have been established with a *hinterland* which, besides containing the more important and the most valuable Tea districts, also produces Sugar, Tobacco, Hemp, Camphor, Tea Oil, and Timber in quantities for export, and, it stands to reason, must absorb a commensurate value in Imports. When the revised

Inland Steam Navigation Rules come into force and are availed of, it may be confidently foretold that the Returns of Santuao will receive a large increment. But Santu will cease to be the *entrepôt* of the Tea traffic; for steamers will then be able to load and discharge at given points on the mainland, the necessity of landing, storing, and reshipping cargo here will cease, and Santu's only present occupation will be gone.

2°. REVENUE.—The total collection for the year was *Hk.Ts* 127,407, all but about *Hk.Ts* 500 of which was Export Duty on Tea. The reduction of the Tea Duty from *Hk.Ts* 2.50 per picul to 5 per cent. *ad valorem*, and subsequently to the fixed rate of *Hk.Ts* 1.25 per picul, accounts for the fact that, in spite of largely increased shipments of Tea, the Revenue fell short of the preceding year's by *Hk.Ts* 12,875.

3°. FOREIGN TRADE.—*Nil*.

4°. COAST TRADE.—(a.) *Original Shipments Coastwise*.—The Native produce shipped through this office to Chinese ports was valued at *Hk.Ts* 1,495,000, an increase of *Hk.Ts* 279,000 upon the total for 1901, which was entirely due to the greater quantity of Tea that was brought here for shipment by steamers to Foochow. Compared with the preceding year, shipments of Black Teas reached 51,000 piculs, against 49,000 piculs; Green Teas, 11,000 piculs, against 6,000 piculs; and Tea Dust and Siftings, 7,000 piculs, against 2,000 piculs. The Tea crop is reported to have been somewhat larger and much superior in quality to that of 1901. Owing to the heavy drop in the value of silver just before the Tea season opened, and to the unexpected reduction of the Tea Duty just after, a very handsome margin of profit must have fallen to both the Chinese middlemen and the Foreign buyers; but it is reported that very little, if any, of the benefit reached the producer, as the better part of the season's output had been disposed of to the middlemen before the rise in prices occurred. It is, of course, too soon as yet to know whether the reduction of the Duty on Tea will, as hoped for, result in checking the decay of the trade. So far as this part of the province is concerned, however, it would appear as if the area under Tea cultivation has not been diminished very recently. It may therefore be assumed that enhanced prices will revive and even stimulate production, unless, of course, there should be an increase of Likin or other inland taxes, which would nullify the effect of lowering the Customs charges.

(b.) *Reshipments Coastwise*.—*Nil*.

(c.) *Coastwise Arrivals*.—The value of Foreign goods brought from Chinese ports was only *Hk.Ts* 13,000, and that of Native goods was also *Hk.Ts* 13,000. Of the Foreign goods, Lead in Pigs, Kerosene Oil, and Sugar were the only items whose value exceeded *Hk.Ts* 1,000; while Salt Fish, Hemp, and Matches (made in Foochow) were the only headings similarly distinguished in the list of Native Imports. The paltriness of this share in the Import trade of the Santuao district, the value of which is estimated at fully 3 million taels, is, as indicated above, due to the fact that direct transport by Native craft from Foochow and other coast ports to the neighbouring places on the mainland is cheaper, less troublesome, and, in the case of goods liable to hurt from being handled, much less risky.

5°. INLAND TRANSIT.—(a.) *Inwards*.—Foreign goods to the value of *Hk.Ts* 8,000, or about two-thirds of the total amount imported, were forwarded under Transit Passes to the interior.

(b.) *Outwards*.—*Nil*.

6°. SHIPPING.—The Osaka Shosen Kaisha continued to run a steamer between Santuao and Foochow four times a month throughout the year. During the Tea season two other

steamers, one chartered by Chinese and the other belonging to the Indo-China Steam Navigation Company, were placed on the line. Competition was consequently quite keen for a time, and the freight on Tea came down from 60 cents to 40 cents per half-chest. But even this was not a net rate; and when commissions and rebates were deducted, the actual amount of freight accruing to the steamer was probably not more than 15 cents the half-chest, a rate which could not be remunerative, unless, perhaps, full cargoes and quick despatch had been possible; but as the expectation of securing all the Teas previously carried overland proved illusory, steamers frequently had long waits and small cargoes. The amount of steam tonnage employed during the year was 40,454 tons, of which 16,847 were British, 8,451 were Japanese, and 15,156 were Chinese.

7°. PASSENGER TRAFFIC.—58 Foreigners and 1,842 Natives are recorded as having arrived, and 44 Foreigners and 1,685 Natives as having left the port during the year. The Foreigners were, for the most part, missionaries on their way to and from inland stations, and the Natives were chiefly people connected with the Tea business, whose coming and going invests the place with a slight semblance of life during a brief season in summer. Of emigration from the over-populated districts on the mainland, but little was heard during the year. Efforts were made to encourage emigration to North Borneo; and it must be said that the inducements offered by a certain British company to prospective settlers, as set forth in a printed circular which was distributed, seemed very favourable indeed. But the evil reports from Madagascar, which had been sent or brought home by men who were among the 300 that had gone thither from this district in 1901—reports of a frightful mortality, due to a deadly climate,—had made so deep an impression and created so great a fear of going abroad to unknown parts, that, in spite of the poverty and squalor and the overcrowding of the land, no emigrants were, it would seem, tempted to go to North Borneo.

8°. TREASURE.—The only movement of Treasure was an importation of \$10,000.

9°. OPIUM.—(a.) *Foreign.*—*Nil.*

(b.) *Native.*—The Weiyüan who, as related in the Santuao Report for 1901, was sent by the Viceroy to collect the Opium tax, which till then had been evaded, but who arrived too late to levy on the crop of that year, remained on so as to be in good time for the following season; but the fear inspired by the prospective tax and the 300 soldiers the Weiyüan had brought to collect it was such that most of the land which had previously been devoted to the poppy was turned to other uses, with the result that the Weiyüan's mission was again a failure. It is whispered, however, that enough Opium for local consumption was still grown, and that the tax on it was privily compounded for with the soldier tax-collectors. The Weiyüan was recalled at the end of the year; but whether the office has been abolished and the collection of the tax abandoned is not certain.

10°. MISCELLANEOUS.—A sad occurrence during the year was the wreck of the Japanese s.s. *Yuko Maru*. When leaving the port with a cargo of Tea, on her first trip here, she struck Channel Rock at the entrance to the bay, 12 miles from Santu, and went down in deep water within 20 minutes. The scene of the disaster is about a mile from Tung-ch'ung-k'ou (東中口), where was stationed a Customs officer, Mr. J. GEDDES, who, on seeing that something was wrong, promptly requisitioned all available boats belonging to the Likin and Native Customs stations and went to the rescue. Barely had the rescuing party arrived on the scene when the ship blew up and sank in 35 fathoms. One passenger and 36 of the crew were saved, and all but one of these were picked out of the water as they rose after

having been sucked down with the wreck. Seven of the crew were missing, and 20 passengers are believed to have perished. Some of these were actually burnt to death in the water, for a quantity of oil that floated from the ship was set on fire by sparks which issued from the funnel as the wreck sank; this burning oil spreading over the water enveloped a number of victims, who speedily succumbed in spite of all efforts to save them. But for the prompt assistance rendered, there is little doubt that all on board would have been lost, as the tide-rip and "chowchow water" are very fierce in that spot. The result of the first year's working of the Native Customs under our administration was quite satisfactory: the Revenue, which under the old system had yielded only ₧s 9,000 per annum to the Government, was increased to ₧s 62,000. Plague and cholera were prevalent in the neighbouring towns during summer, but, with the exception of a few sporadic or imported cases of the former disease, this place remained unaffected. During the autumn and early winter months, however, malarial fever attacked almost all the inhabitants; not infrequently the disease developed malignant symptoms, and occasionally it proved fatal. It is thought that pools in the vast area of fetid mud, which is uncovered for leagues upon leagues at low tide, offer unlimited breeding-ground to the Anopheles (malaria-bearing) mosquito, as well as to the clouds of venomous sandflies, which for six months of the year are the scourge of life here.

J. F. OIESEN,

Commissioner of Customs.

SANTUAO, 10th March 1903.

**SANTUAO TRADE RETURNS,
FOR THE YEAR 1902.**

A.—GENERAL TABLES.

TABLE No. I.—SHIPPING.

Number and Tonnage of Vessels Entered and Cleared under each Flag,
for the Year ended 31st December 1902.

a.—Under General Regulations.

FLAG.	STEAMERS.													
	ENTERED INWARDS.						CLEARED OUTWARDS.						TOTAL ENTERED AND CLEARED.	
	With Cargo.		In Ballast.		TOTAL.		With Cargo.		In Ballast.		TOTAL.			
	No.	Tons.	No.	Tons.	No.	Tons.	No.	Tons.	No.	Tons.	No.	Tons.	No.	Tons.
British.....	9	8,919	8	7,928	17	16,847	17	16,847	17	16,847	34	33,694
Japanese.....	44	5,808	13	2,643	57	8,451	49	7,599	8	852	57	8,451	114	16,902
Chinese.....	4	3,368	14	11,788	18	15,156	17	14,314	1	842	18	15,156	36	30,312
Total Steamers ...	57	18,095	35	22,359	92	40,454	83	38,760	9	1,694	92	40,454	184	80,908
SAILING VESSELS.—Nil.														

b.—Under Inland Steam Navigation Rules.

Nil.

TABLE No. II.—GROSS AND NET VALUES OF THE TRADE OF SANTUAO,
1900 TO 1902.

	1900.		1901.		1902.	
	NET VALUES.	GROSS VALUES.	NET VALUES.	GROSS VALUES.	NET VALUES.	GROSS VALUES.
	<i>Hk. 72</i>	<i>Hk. 72</i>	<i>Hk. 72</i>	<i>Hk. 72</i>	<i>Hk. 72</i>	<i>Hk. 72</i>
FOREIGN GOODS.						
Imported from Foreign Countries and Hongkong.....	
Imported from Chinese Ports.....	1,360		25,542		12,738	
Total Foreign Imports.....		1,360		25,542		12,738
Re-exported to Foreign Countries and Hongkong...	
Re-exported to Chinese Ports.....	
Total Foreign Re-exports.....	
Net Total Foreign Imports.....	1,360		25,542		12,738	
NATIVE PRODUCE.						
Imported from Foochow.....		5,946		5,314		13,103
Re-exported to Foreign Countries.....	
Re-exported to Chinese Ports.....	
Total Native Re-exports.....	
Net Total Native Imports.....	5,946		5,314		13,103	
Native Produce of local origin Exported to } Foreign Countries.....	
Native Produce of local origin Exported to } Chinese Ports.....	648,911		1,216,183		1,494,863	
Total Exports of local origin.....		648,911		1,216,183		1,494,863
Gross Value of the Trade of the Port.....		656,217		1,247,039		1,520,704
Net Value of the Trade of the Port, i.e., Foreign } and Native Imports less Re-exports, and Native } Exports of local origin.....	656,217		1,247,039		1,520,704	

TABLE No. III.—TRADE IN FOREIGN GOODS.—Imports and Re-exports.

DESCRIPTION OF GOODS.	Classifier of Quantity.	IMPORTS FROM FOREIGN COUNTRIES AND HONGKONG.		IMPORTS FROM CHINESE PORTS.		RE-EXPORTS TO FOREIGN COUNTRIES AND HONGKONG.		RE-EXPORTS TO CHINESE PORTS.		NET TOTAL IMPORTS.	
		Quantity.	Value.	Quantity.	Value.	Quantity.	Value.	Quantity.	Value.	Quantity.	Value.
METALS:—			<i>Hk. ₮</i>		<i>Hk. ₮</i>		<i>Hk. ₮</i>		<i>Hk. ₮</i>		<i>Hk. ₮</i>
Lead, in Pigs.....	<i>Piculs</i>	692	4,716	692	4,716
SUNDRIES:—											
Bicho de Mar, White.....	<i>Piculs</i>	2	45	2	45
Cement.....	"	87	174	87	174
Coal, Japan.....	<i>Tons</i>	48	432	48	432
Flour.....	<i>Piculs</i>	68	275	68	275
Matches, Wood, Japan.....	<i>Gross</i>	150	46	150	46
Mussels, Dried.....	<i>Piculs</i>	5	53	5	53
Oil, Kerosene, American.....	<i>Galls.</i>	500	104	500	104
" " Russian.....	"	7,550	1,220	7,550	1,220
" " Sumatra.....	"	4,400	681	4,400	681
Personal Effects.....	<i>Value</i>	516	516
Sandalwood.....	<i>Piculs</i>	3	27	3	27
Seaweed and Agar-agar.....	"	118	481	118	481
Stores, Household.....	<i>Value</i>	354	354
Sugar, White.....	<i>Piculs</i>	241	1,373	241	1,373
" Refined.....	"	56	365	56	365
" Candy.....	"	189	1,495	189	1,495
Wines and Spirits.....	<i>Value</i>	263	263
Sundries, Unenumerated.....	"	118	118
TOTAL.....	<i>Hk. ₮</i>	12,738	12,738

SUMMARY.

IMPORTS from Foreign Countries.....*Hk. ₮* Nil.

Imports from Chinese Ports....." 12,738

TOTAL FOREIGN IMPORTS.....*Hk. ₮* 12,738

TABLE No. IV.—TRADE IN NATIVE PRODUCE.—Imports and Re-exports.

DESCRIPTION OF GOODS.	Classifier of Quantity.	IMPORTS FROM CHINESE PORTS.		RE-EXPORTS TO CHINESE PORTS.		RE-EXPORTS TO FOREIGN COUNTRIES AND HONGKONG.		NET TOTAL IMPORTS.	
		Quantity.	Value.	Quantity.	Value.	Quantity.	Value.	Quantity.	Value.
			<i>Hk. \$s</i>		<i>Hk. \$s</i>		<i>Hk. \$s</i>		<i>Hk. \$s</i>
Bags, Gunny	<i>Pieces</i>	1,710	100	1,710	100
" Cotton	"	302	11	302	11
Bones, Buffalo	<i>Piculs</i>	85	165	85	165
Clams, Dried	"	12	98	12	98
Cotton, Raw	"	17	348	17	348
Cuttle-fish	"	4	63	4	63
Dates, Black	"	12	87	12	87
" Red	"	17	51	17	51
" White	"	23	199	23	199
Fish, Dried and Salt	"	607	3,641	607	3,641
Fungus	"	9	256	9	256
Hemp	"	203	2,431	203	2,431
Lichees, Dried	"	9	87	9	87
Lily Flowers, Dried	"	20	184	20	184
Lung-ngans, "	"	12	140	12	140
Matches	<i>Gross</i>	6,400	1,497	6,400	1,497
Mussels, Dried	<i>Piculs</i>	18	217	18	217
Olives, Salted	"	8	31	8	31
Oranges, Fresh	"	137	257	137	257
Paper, 1st Quality	"	7	140	7	140
Preserves	"	40	239	40	239
Sanshu	"	4	21	4	21
Seaweed	"	20	79	20	79
Seeds, Melon	"	29	229	29	229
Sugar, White	"	25	175	25	175
" Candy	"	36	285	36	285
Tobacco, Prepared	"	6	158	6	158
Varnish	"	18	737	18	737
Vermicelli	"	7	66	7	66
Wax, White	"	4	350	4	350
Sundries, Unenumerated	<i>Value</i>	...	761	761
TOTAL	<i>Hk. \$s</i>		13,103						13,103

SUMMARY.

IMPORTS from Southern Ports *Hk. \$s* 13,103Total from Chinese Ports..... *Hk. \$s* 13,103TOTAL NATIVE IMPORTS..... *Hk. \$s* 13,103

TABLE No. V.—TRADE IN NATIVE PRODUCE.—Exports and Re-exports.

DESCRIPTION OF GOODS.	Classifier of Quantity.	EXPORTS TO FOREIGN COUNTRIES.		EXPORTS TO HONGKONG.		EXPORTS TO CHINESE PORTS.		TOTAL RE-EXPORTS TO FOREIGN COUNTRIES, HONGKONG, AND CHINESE PORTS.		TOTAL EXPORTS (including Re-exports).	
		Quantity.	Value.	Quantity.	Value.	Quantity.	Value.	Quantity.	Value.	Quantity.	Value.
			<i>Hk. Ts</i>		<i>Hk. Ts</i>		<i>Hk. Ts</i>		<i>Hk. Ts</i>		<i>Hk. Ts</i>
Cotton, Raw	<i>Piculs</i>	19	356	19	356
Firewood	"	312	33	312	33
Oil, Persimmon	"	13	21	13	21
Potatoes, Dried	"	54	51	54	51
Prawns, "	"	3	62	3	62
Shell-fish, Salted	"	8	27	8	27
Sugar, Brown	"	528	2,113	528	2,113
Tea, Black	"	50,713	1,251,275	50,713	1,251,275
" Green	"	10,994	176,371	10,994	176,371
" Dust	"	1,301	7,224	1,301	7,224
" Stalk	"	155	626	155	626
" Siftings	"	5,886	52,977	5,886	52,977
Timber, Planks, Soft-wood	<i>Sq. feet</i>	38,448	701	38,448	701
Tobacco, Leaf	<i>Piculs</i>	225	2,698	225	2,698
Sundries, Unenumerated	<i>Value</i>	328	328
TOTAL	<i>Hk. Ts</i>	1,494,863	1,494,863

SUMMARY.

To—	EXPORTS.		RE-EXPORTS.		TOTAL EXPORTS AND RE-EXPORTS.	
	<i>Hk. Ts</i>	<i>Hk. Ts</i>	<i>Hk. Ts</i>	<i>Hk. Ts</i>	<i>Hk. Ts</i>	<i>Hk. Ts</i>
Southern Ports	1,494,863	1,494,863	...
Total to Chinese Ports	1,494,863	1,494,863
GRAND TOTAL	1,494,863	1,494,863

TABLE No. VI.—TRANSIT TRADE.

a.—Table showing the Destinations of the various Goods forwarded under Transit Passes to the Interior during the Year 1902.

DESCRIPTION OF GOODS.	Classifier of Quantity.	FUHKIEN.	
		Quantity.	Value.
METALS:—			<i>Hk. Fa</i>
Lead, in Pigs.....	<i>Piculs</i>	569	3,924
SUNDRIES:—			
Flour.....	<i>Piculs</i>	17	76
Matches, Wood, Japan.....	<i>Gross</i>	50	13
Mussels, Dried.....	<i>Piculs</i>	4	43
Oil, Kerosene, Russian.....	<i>Gallons</i>	7,350	1,202
" " Sumatra.....	"	2,590	423
Seaweed.....	<i>Piculs</i>	58	197
Sugar, White.....	"	158	944
" Refined.....	"	5	30
" Candy.....	"	138	1,078
TOTAL.....	<i>Hk. Fa</i>		7,930

b.—Table showing the Provinces from which Native Goods were brought under Transit Passes during the Year 1902.

Nil.

c.—Table showing the Number of Passes issued for, and the Amount of Duties collected on, Foreign Goods forwarded to the Interior under Transit Passes, as divided between the various Nationalities, during the Year 1902.

QUARTER.	BRITISH.		CHINESE.		TOTAL.	
	No. of Passes.	Transit Dues.	No. of Passes.	Transit Dues.	No. of Passes.	Transit Dues.
		<i>Hk. Tam.c.c.</i>		<i>Hk. Tam.c.c.</i>		<i>Hk. Tam.c.c.</i>
1st quarter.....	13	37.6.4.3	13	37.6.4.3
2nd ".....	24	49.4.8.0	8	65.4.5.7	32	114.9.3.7
3rd ".....	10	24.6.6.3	10	24.6.6.3
4th ".....	6	11.6.0.8	6	11.6.0.8
TOTAL.....	24	49.4.8.0	37	139.3.7.1	61	188.8.5.1

d.—Table showing the Number of Passes surrendered for, and the Amount of Duties collected on, Native Goods brought from the Interior under Transit Passes, as divided between the various Nationalities, during the Year 1902.

Nil.

TABLE No. VII.—DUTIES.

a.—Duties paid under each Flag, for the Year ended 31st December 1902.

FLAG.	IMPORT.	EXPORT.	COAST TRADE.	TONNAGE.	TRANSIT.	OPIUM LIKIN.	TOTAL.
	<i>Hk. ₱m.c.c.</i>	<i>Hk. ₱m.c.c.</i>	<i>Hk. ₱m.c.c.</i>	<i>Hk. ₱m.c.c.</i>	<i>Hk. ₱m.c.c.</i>	<i>Hk. ₱m.c.c.</i>	<i>Hk. ₱m.c.c.</i>
British.....	...	45,980.2.5.7	49.4.8.0	...	46,029.7.3.7
Japanese.....	5.9.8.9	36,043.4.6.6	206.0.8.4	9.8.0.0	36,265.3.3.9
Chinese.....	21.6.0.0	44,948.3.7.9	2.8.2.7	...	139.3.7.1	...	45,112.1.7.7
On Opium.....
TOTAL.....	27.5.8.9	126,972.1.0.2	208.9.1.1	9.8.0.0	188.8.5.1	...	127,407.2.5.3*
* No Drawbacks marked for cash payment during the year, to be deducted from this total.....							<i>Hk. ₱s Nil.</i>

b.—Comparative Table of Duties collected, for the Years 1899* to 1902.

YEARS.	IMPORT (exclusive of Opium).	EXPORT (exclusive of Opium).	COAST TRADE (exclusive of Opium).	OPIUM (Import, Export, and Coast Trade).	TONNAGE.	TRANSIT.	OPIUM LIKIN.	TOTAL.
	<i>Hk. ₱m.c.c.</i>	<i>Hk. ₱m.c.c.</i>	<i>Hk. ₱m.c.c.</i>	<i>Hk. ₱m.c.c.</i>	<i>Hk. ₱m.c.c.</i>	<i>Hk. ₱m.c.c.</i>	<i>Hk. ₱m.c.c.</i>	<i>Hk. ₱m.c.c.</i>
1899*.....	...	4,209.2.3.9	4,209.2.3.9
1900.....	1.8.4.3	76,809.7.3.4	26.2.4.7	...	336.8.0.0	11.2.2.8	...	77,185.8.5.2
1901.....	1.2.3.5	139,726.9.9.5	86.4.9.5	...	86.0.0.0	381.4.2.8	...	140,282.1.5.3
1902.....	27.5.8.9	126,972.1.0.2	208.9.1.1	...	9.8.0.0	188.8.5.1	...	127,407.2.5.3

* Eight months ended 31st December.

B.—SPECIAL TABLES.

TABLE No. 1.—IMPORT TRADE.

Comparative Table of the principal Articles of Import, for the Years 1899* to 1902.

DESCRIPTION OF GOODS.	Classifier of Quantity.	1899.*	1900.	1901.	1902.
OPICUM:—					
Malwa.....	<i>Piculs</i>	0.70	...
METALS:—					
Lead, in Pigs.....	<i>Piculs</i>	...	43	1,038	692
SUNDRIES:—					
Flour.....	<i>Piculs</i>	...	44	30	68
Matches.....	<i>Gross</i>	...	400	800	150
Oil, Kerosene, American.....	<i>Gallons</i>	4,440	500
" " Russian.....	"	...	2,900	40,220	7,550
" " Sumatra.....	"	15,500	4,400
Seaweed and Agar-agar.....	<i>Piculs</i>	436	118
Sugar, White.....	"	241
" Refined.....	"	56
" Candy.....	"	189

* Eight months ended 31st December.

TABLE No. 2.—EXPORT TRADE.

Comparative Table of the principal Articles of Export, for the Years 1899* to 1902.

DESCRIPTION OF GOODS.	Classifier of Quantity.	1899.*	1900.	1901.	1902.
Oil, Tea.....	<i>Piculs</i>	124	...
Sugar, Brown.....	"	615	528
Tea, Black, Congou.....	"	725	25,874	47,496	49,153
" " Oolong.....	"	268
" " Souchong.....	"	184	477
" " Flowery Pekoe.....	"	536
" " Orange.....	"	1,178	279
" Green, Congou.....	"	5,820	10,960
" " Oolong.....	"	...	61
" " Gunpowder.....	"	29	34
" " Hyson.....	"	27	...
" Dust.....	"	1,259	64	399	1,301
" Stalk.....	"	...	21	...	155
" Siftings.....	"	659	4,690	1,701	5,886
Timber, Planks, Soft-wood.....	<i>Sq. feet</i>	38,448
Tobacco, Leaf.....	<i>Piculs</i>	225

* Eight months ended 31st December.

TABLE No. 3.—VALUE OF TRADE.

Comparative Table of the Value of the Trade, for the Years 1899* to 1902.

YEARS.	IMPORTS FROM		EXPORTS TO		TOTAL IMPORTS AND EXPORTS.	RE- EXPORTS.	TREASURE AND COPPER CASH.		TRANSIT TRADE.	
	Foreign Countries.	Native Ports.	Foreign Countries.	Native Ports.			Imported.	Exported.	Inwards.	Outwards.
	<i>Hk. ₱s.</i>	<i>Hk. ₱s.</i>	<i>Hk. ₱s.</i>	<i>Hk. ₱s.</i>			<i>Hk. ₱s.</i>	<i>Hk. ₱s.</i>	<i>Hk. ₱s.</i>	<i>Hk. ₱s.</i>
1899*.....	...	368	...	25,540	25,908	
1900.....	...	7,306	...	648,911	656,217	...	1,042	...	501	
1901.....	...	30,856	...	1,216,183	1,247,039	...	49,759	16,878	18,946	
1902.....	...	25,841	...	1,494,863	1,520,704	...	6,788	...	7,930	

* Eight months ended 31st December.

TABLE No. 4.—SHIPPING.

Comparative Table of Shipping, for the Years 1899* to 1902.

a.—Under General Regulations.

YEARS.	ENTERED INWARDS.						CLEARED OUTWARDS.					
	STEAMERS.		SAILING VESSELS.		TOTAL.		STEAMERS.		SAILING VESSELS.		TOTAL.	
	No.	Tons.	No.	Tons.	No.	Tons.	No.	Tons.	No.	Tons.	No.	Tons.
1899*.....	10	2,075	10	2,075	10	2,075	10	2,075
1900.....	58	23,540	58	23,540	58	23,540	58	23,540
1901.....	68	20,876	68	20,876	68	20,876	68	20,876
1902.....	92	40,454	92	40,454	92	40,454	92	40,454

* Eight months ended 31st December.

b.—Under Inland Steam Navigation Rules.

Nil.

TABLE No. 5.—TREASURE.

Treasure Imported and Exported during the Year 1902.

COUNTRIES FROM WHICH IMPORTED AND, TO WHICH EXPORTED.	IMPORTS.					EXPORTS.				
	GOLD.	SILVER.			COPPER CASH.	GOLD.	SILVER.			COPPER CASH.
	In Bars.	In Bars.	In Sycee.	In Dollars.		In Bars.	In Bars.	In Sycee.	In Dollars.	
	<i>Hk. Ts.</i>	<i>Hk. Ts.</i>	<i>Hk. Ts.</i>	<i>Hk. Ts.</i>	<i>Hk. Ts.</i>	<i>Hk. Ts.</i>	<i>Hk. Ts.</i>	<i>Hk. Ts.</i>	<i>Hk. Ts.</i>	<i>Hk. Ts.</i>
1. FOREIGN COUNTRIES.....
TOTAL: 1. FOREIGN COUNTRIES
2. CHINA:—										
Foochow.....	6,788
TOTAL: 2. CHINA.....	6,788
TOTAL: 1 and 2. FOREIGN COUNTRIES AND CHINA.....	6,788
GRAND TOTAL.....	6,788

TABLE No. 6.—PASSENGER TRAFFIC.

Passenger Traffic during the Year 1902.

PASSENGERS TO					PASSENGERS FROM			
STEAMERS.		SAILING VESSELS.			STEAMERS.		SAILING VESSELS.	
Foreigners.	Natives.	Foreigners.	Natives.		Foreigners.	Natives.	Foreigners.	Natives.
44	1,685		Foochow.....	58	1,842	...

FOOCHOW TRADE REPORT,

FOR THE YEAR 1902.

1°. LOCAL.—The question whether trade has been prosperous or not during the year under review is a distinctly personal one. If the Foreign merchant were asked the question he would certainly answer in the negative, whilst the Chinese merchant would be compelled to own to greatly increased, and in some cases enormous, profits. The gross value of the trade of the port was *Hk.Ts.* 16,993,000, an increase of *Hk.Ts.* 1,442,000 above the previous year's figures. This, however, does not imply that the volume of trade was proportionately so much greater. Part of the increase was due to the fall in price of silver and the high price of Tea, two causes which are probably not altogether independent. The net total Imports, Foreign and Native combined, amounted to *Hk.Ts.* 8,257,000, and the Exports to *Hk.Ts.* 7,036,000. The value of Foreign Imports differed but slightly from that of the previous year, whilst the Exports to Foreign countries increased by only 8 per cent. It would seem as if the fall in exchange has not as yet had time to produce its natural effects.

2°. REVENUE.—The Revenue collected amounted to *Hk.Ts.* 950,087, being less by *Hk.Ts.* 90,000 than that obtained in 1901; it is the lowest Revenue collected during the last 20 years. Opium contributed over 39 per cent. of the Revenue, whereas in 1901 it only amounted to 28 per cent. The increase in Opium receipts, Duty and Likin combined, was *Hk.Ts.* 78,776, and the increase in Import Duties (Opium excluded) was *Hk.Ts.* 36,412. This latter increase was due almost solely to the excess of the Duty collected *ad valorem* for the first 10 months of the year over the amount that would have been collected had the Duty been levied according to the old Tariff. In passing, it may be noted that this shows Imports, with the exception of Opium, on the whole, to have remained the same as in 1901. Export Duties have decreased by *Hk.Ts.* 244,889, the decrease being more than covered by the smaller Revenue derived from Tea, due to the diminished Duty and the lesser quantity exported.

3°. FOREIGN TRADE.—(a.) Imports.—The value of goods imported direct from Foreign countries was *Hk.Ts.* 5,800,000, being an increase of *Hk.Ts.* 250,000 over the previous year's figures. Opium alone, however, more than accounts for the above increase, so that, leaving Opium out of the question, this class of Imports has slightly declined, but nothing like what might have been expected from the great fall in the price of silver. It is to be feared, however, that the figures for 1903 will show a much greater decline. *T*-Cloths show a decrease of 33,000 pieces, but with this exception the importation of Cotton Goods has almost been the same as it was during the previous year. Indian Cotton Yarn has decreased by 1,000 piculs and Hongkong Yarn has increased by 1,500 piculs, whereas Japanese Yarn has dwindled down to 386 piculs. Owing to the fall in exchange, this latter Yarn can no longer compete with the Hongkong Yarn, and its importation has almost entirely ceased. The amount of Rice imported, mostly from Saigon, was 115,000 piculs, almost three times the amount imported during 1901. An enormous increase, of about 1 million gallons, has taken place in Kerosene Oil. Russian Oil has disappeared entirely from the market, its place having been taken by Sumatra Oil. There were two large consignments of American Oil during the year, but its present high price of \$3.40 a case will render further shipments prohibitive. Owing to the closing of the local Match factory, Japan Matches have been again in great demand and show an increase of 56,000 gross.

(b.) *Exports.*—The value of Native Exports was *Hk.Ƴs.* 3,095,000, and if to this amount be added the Re-exports the gross total will be raised to *Hk.Ƴs.* 4,290,000—being an increase of 12 per cent. on the previous year's figures. On our Export list, which is not a very long one, not reckoning Tea, there are only five articles with a value of over *Hk.Ƴs.* 20,000 each, and only two with a value of over *Hk.Ƴs.* 40,000. These five articles, which together with Tea form the principal Exports, are Bamboo Shoots, Mushrooms, Paper, Potatoes, and Timber. But whilst the total Export value of these five articles was only *Hk.Ƴs.* 269,000, that of Tea alone was *Hk.Ƴs.* 2,585,000; or looking at it from another point of view, Tea this year contributed 83 per cent. to the total Export trade with Foreign countries. Although, including re-exports of Santuao Tea, the Tea trade has held its position during the year as compared with 1901, yet this was only accidental—being due to the large shipments made to the United States, to be held in bond pending the removal of Duty on 1st January 1903. The consumption of Tea in the States has shown no signs of being increased, so that the transaction was purely speculative and is likely to result in an overstocked market. A glance at the following table will show how the export of Tea to Foreign countries has declined, with the exception of that to the United States and the Continent of Europe:—

	1901.	1902.
	<i>Piculs.</i>	<i>Piculs.</i>
Hongkong and South Africa	47,526	43,959
London	59,659	34,109
Continent of Europe	32,603	32,565
Australia.	12,592	713
United States	44,772	83,437

The average cost of Black Tea during the year was between *Ƴs.* 22 and *Ƴs.* 23, and the previous year it was about *Ƴs.* 17. The higher cost in the year under review was almost counter-balanced by the fall in exchange, making the laying-down cost on the Foreign market almost on a par for both years. Towards the latter end of 1902, however, the selling price in consuming markets was considerably higher than in 1901, owing to a slight falling off in the production of Indian and Ceylon Teas, and the consequent rise in price of the latter; but for the most of the year the selling price was about the same as in 1901. One merchant writes: "Selling prices barely covered cost, and in many cases there were heavy losses." The higher cost of production, including higher wages, increase in the price of Rice, Lead, Wood, etc., has tended to raise the cost of Tea; but the principal reasons for this sudden rise are the continued fall in exchange and the competition between Foreign buyers. Such a rise in cost price is desirable if the Native planter receives a fair share of profits, thus stimulating him in the improvement of his Tea garden; but it is to be feared this has not been the case. Generally, it is the middle-man, who has financed the Tea planter and has already a lien on his crop, that reaps the benefit of such abnormal profits. It is evident that the Tea trade in Fuhkien is in a very critical condition, being in the very unenviable position of depending for its prosperity on the shortage of other Teas. Congou is in demand when there is a shortage in Indian and Ceylon Teas, and Oolong when there is a deficiency in the Formosan market. Unless something is done in the way of assimilating the modes of cultivating the plant and preparing the leaf in China to the methods in vogue in India and Ceylon, the Tea trade must still further decline. At present the latter Teas can often be sold at prices below the cost of production in China. Advertising has been suggested, but, on the other hand, it is said that if the China Teas are not as good as the Indian and Ceylon, no amount of advertising will have any permanent success. Small samples

of Teas, neatly packed, have been sent to America, and it is to be hoped the result will be the opening of new markets. At present the most promising market is the United States. Oolong is preferred there, and during the year the crop and quality were above the average. There was a poor crop of Congou, and its quality was not equal to that of the previous year. The experiment of introducing the Indian Tea plant into China might be worthy of a trial. The plant now grown in India and Ceylon is either the indigenous Assam plant or a high class hybrid between it and the China plant. The purely Chinese plant has, I believe, been almost entirely eradicated. The indigenous variety gives a much better yield than the Chinese plant, but is much more tender and requires more care—which is one grave objection to its introduction.

(a.) *Re-exports*.—The value of Re-exports was *Hk.Tts.* 16,200, to which sum Opium contributed more than one-half.

4°. *COAST TRADE*.—(a.) *Original Shipments Coastwise*.—The greatest development of trade during the year has taken place under this heading. The value of total Exports to Chinese ports amounted to *Hk.Tts.* 3,941,000, being an increase of *Hk.Tts.* 868,000 over the previous year's value. Of this total, 54 per cent. went to the northern ports (Tientsin, etc.), 34 per cent. to the central ports (Shanghai, etc.), and 12 per cent. to the Yangtze and southern ports (Hankow, Amoy, etc.). The principal articles of Export, excluding Tea, were Bamboo Shoots, Lung-ngans, Medicines, Mushrooms, Oranges, Paper, Joss Paper, Red Rice, and Timber (Wood Poles), which show an aggregate increase for the year of nearly *Hk.Tts.* 599,000. Tea does not so much overshadow all other articles, as in the case of Exports to Foreign countries; it formed only 41 per cent. of the total value of Exports. If, as is probable, the Foreign Export trade should still further decline, the coast trade is capable of much greater development. For example, Cotton might be grown in many places where Rice is now cultivated; it would prove a more remunerative crop than Rice and would find a ready market in Shanghai. It is as cheap if not cheaper to buy Rice from abroad as to cultivate it here. The Camphor trade, providing existing restrictions are removed, is also capable of much expansion; and now that a Foreign firm has commenced to bring it from the interior under Transit Pass, it is to be hoped that at no long future date it will become one of the principal articles of Export.

(b.) *Reshipments Coastwise*.—The value of this division of Re-exports was *Hk.Tts.* 457,000, almost four times the amount of 1901. Tea from Santuao and Shanghai, shipped to this port to be scented and reshipped to Shanghai and Tientsin, formed 91 per cent. of the total.

(c.) *Coastwise Arrivals*.—The value of Foreign goods from Chinese ports was *Hk.Tts.* 914,000, being a slight advance in comparison with that for 1901. The value of net Native Imports was *Hk.Tts.* 1,613,000, or about 24 per cent. less than that of the previous year. The principal articles imported, excluding Tea, were Beans, Native Cloth (Nankeens), Dates, Potato Flour, Fungus, Indigo, Lily Flowers, Medicines, Native Opium, Pears and Apples, Rice, Wheat, White Wax, and Varnish. The aggregate value of these articles imported during the year amounted to *Hk.Tts.* 1,254,000, being a decline of *Hk.Tts.* 47,000 in comparison with the previous year's total value. Of the gross Native Imports, 49 per cent. came from the central ports (Shanghai, Hangchow, etc.) and 35 per cent. from the southern ports (Swatow, Amoy, Santuao, etc.).

5°. *INLAND TRANSIT*.—(a.) *Inwards*.—The total Inward Transit Dues collected amounted to *Hk.Tts.* 7,093, being an increase of *Hk.Tts.* 2,232 over the amount collected in 1901. A considerable part of the increase is due to the Duties having been collected *ad valorem* for 10 months of the year, but, on the whole, the trade has at least not retrograded. Cotton Goods show a very marked decrease, due no doubt to their increased price in silver; for example, in 1901 860 pieces of Shirtings, 6,945 pieces of T-Cloths, and 885 pieces of Drills

went inland under Passes, whilst during the year under review the numbers were only 360, 1,120, and 270 pieces respectively. Indian Cotton Yarn has kept its position, but the Shanghai Yarn has greatly declined, the actual quantities being 592 piculs for 1902 and 1,710 piculs for 1901. The people in the interior of this province are very poor, and it is there that any falling off in the consumption of Foreign goods would be most pronounced. Whilst in 1901 the quantity of Sugar sent inland under Passes was very small, in 1902 it amounted to nearly 9,000 piculs. A new article appears on our list, namely, Flour, to the amount of 2,207 piculs. The principal feature, however, of this trade for the year is the enormous increase—of about 200,000 gallons—in Kerosene Oil, and principally in the Oil from Sumatra. This Oil has almost ousted the Russian and American Oil from the market; it is much cheaper than the American and nearly equal in quality.

(b.) *Outwards*.—For the first time goods have been brought from the interior under Transit Pass. Two articles appear on the list, namely, Camphor and Camphor Oil, to the amount of 93 and 31 piculs respectively.

6°. SHIPPING.—The number of vessels entered and cleared was 896, being 115 more than in 1901, and the total tonnage was greater by 13,000 tons. Of the total tonnage, 64 per cent. belonged to the British flag, 12 per cent. to the Chinese, 11 per cent. to the German, 10 per cent. to the Japanese, nearly 1 per cent. to the French, and nearly 1 per cent. to the Dutch flag. One Russian steamer entered during the year and one American sailing ship. More vessels, representing a greater aggregate tonnage, entered during the year than have entered for any one year during the last 10 years.

7°. PASSENGER TRAFFIC.—The Returns show that 521 Foreigners and 12,739 Natives arrived, and that 520 Foreigners and 13,128 Natives left the port during the year. In the previous year's Report the shipment of coolies to Madagascar was mentioned. It has turned out a most unprofitable transaction for all the parties concerned. There was much sickness and many deaths, owing, it is said, to the climate and the laborious nature of the work. This caused much dissatisfaction and ill will amongst the home relatives of the coolies. Most of the coolies have now returned, and it is to be feared the report of their experiences will tend to discourage future emigration. During the year about 500 coolies went to Sarawak, and 200 to British Borneo, but these shipped as passengers and not as coolies under contract.

8°. TREASURE.—Gold to the value of *Hk.Ts* 4,300 was imported, and exported to the value of *Hk.Ts* 69,700. The import of Silver (mostly as Dollars) amounted to \$1,639,000, and the export (entirely as Dollars) amounted to \$2,013,000. There is no exportation of Copper Cash from Foochow; the Cash coin current here is too fragile to bear transportation, and too inferior to be in demand elsewhere. For the last two years the Foochow Mint has coined copper coins without the traditional hole in the centre. Three denominations are minted, nominally equivalent to 5 cash, 10 cash, and 20 cash respectively. The 10-cash coin, almost equivalent in value to a dollar cent and about the size of an English halfpenny, changes for 13 cash. These cents, to the value of *Hk.Ts* 67,000, were exported to Shanghai during the year. It seems that a dollar in Foochow can buy from 99 to 102 cent pieces, but at Shanghai 92 to 95 cents can buy one dollar. As might be expected, cents are scarce here, and the Mint cannot afford a large issue.

9°. OPIUM.—(a.) *Foreign*.—There has been an increase of 27 per cent. in Foreign Opium, the total quantity imported being 3,417 piculs. Malwa shows a decrease of 12 per cent., Patna an increase of 10 per cent., Benares of $\frac{1}{2}$ per cent., and Persian of 213 per cent. The average values for the drug have been: for Malwa, *Hk.Ts* 648; for Patna, *Hk.Ts* 604; for

Benares, *Hk.Ta.* 611; and for Persian, *Hk.Ta.* 433, per picul. Persian has been considerably cheaper than in 1901, hence the greatly increased importation; it is now used for mixing with Patna and Benares instead of the Native drug.

(b.) *Native*.—The importation of Yunnan and Szechwan Opium has also increased, though the increase is but small—amounting to 32 piculs. The total amount entered was 1,008 piculs. A considerable quantity of Opium, estimated at 1,000 piculs, came from Wenchow. It is hard to ascertain the exact amount, as it was partly brought by junk and partly overland in tubs. The quality is poor, and does not command nearly so good a price as the local Opium grown in the Foochow prefecture. The poppy is now extensively grown in Fuhkien, and its cultivation is increasing. I am informed by one who has lately travelled in the northern portions of the province that during the last three or four years its cultivation has almost doubled in those districts. In the year under review, on account of the rainfall during the spring and summer months being much under the normal, the local crop was a partial failure, which, at least to some extent, explains the increased importation of Foreign and Native Opium.

10°. MISCELLANEOUS.—Cholera and plague were very prevalent during the late spring and summer. The plague especially was much more virulent than during the previous year. During the year scarcely an alley, street, or suburb escaped, whereas in 1901 it was more confined in its ravages. As far as can be ascertained, however, it did not extend any great distance into the interior of the province. It is stated that the Chinese consider Opium a safeguard against the plague. The increased importation of Opium may really indicate an increase in its consumption. For some unexplained reason an explosion occurred in the powder magazine situated outside the West Gate of the City. Some little damage was done to the surrounding buildings, but fortunately only three lives were lost. The local Match factory, opened in 1898, was closed during the year. The Matches produced were, although cheaper, much inferior in quality to those imported from Japan. The factory has been bought by a local Foreign firm, but as all the chemicals must be imported from Japan, it is hard to see how it can become a remunerative concern.

E. B. DREW,

Commissioner of Customs.

FOOCHOW, 26th February 1903.

FOOCHOW TRADE RETURNS, FOR THE YEAR 1902.

A.—GENERAL TABLES.

TABLE No. I.—SHIPPING.

Number and Tonnage of Vessels Entered and Cleared under each Flag,
for the Year ended 31st December 1902.

a.—Under General Regulations.

FLAG.	STEAMERS.												TOTAL ENTERED AND CLEARED.	
	ENTERED INWARDS.						CLEARED OUTWARDS.							
	With Cargo.		In Ballast.		TOTAL.		With Cargo.		In Ballast.		TOTAL.			
	No.	Tons.	No.	Tons.	No.	Tons.	No.	Tons.	No.	Tons.	No.	Tons.		
British	121	163,217	73	125,179	194	288,396	179	276,423	16	14,389	195	290,812	389	579,208
German	2	4,390	11	46,351	13	50,741	12	49,489	1	1,252	13	50,741	26	101,482
French	2	4,434	2	4,434	1	2,750	1	1,684	2	4,434	4	8,868
Dutch	3	3,665	3	3,665	1	1,195	2	2,470	3	3,665	6	7,330
Russian	1	891	1	891	1	891	1	891	2	1,782
Japanese	79	38,463	11	1,971	90	40,434	73	34,467	17	5,967	90	40,434	180	80,868
Chinese	57	45,478	9	10,211	66	55,689	48	40,295	18	15,394	66	55,689	132	111,378
Total Steamers	262	255,213	107	189,037	369	444,250	315	405,510	55	41,156	370	446,666	739	890,916
	SAILING VESSELS.													
British	1	517	5	2,554	6	3,071	6	3,071	6	3,071	12	6,142
American	1	1,467	1	1,467	1	1,467	1	1,467	2	2,934
Japanese	62	3,885	8	784	70	4,669	71	4,562	2	91	73	4,653	143	9,322
Total Sailing Vessels	64	5,869	13	3,338	77	9,207	77	7,633	3	1,558	80	9,191	157	18,398
GRAND TOTAL	326	261,082	120	192,375	446	453,457	392	413,143	58	42,714	450	455,857	896	909,314

b.—Under Inland Steam Navigation Rules.

FLAG.	ENTERED INWARDS.						CLEARED OUTWARDS.						TOTAL ENTERED AND CLEARED.	
	With Cargo.		In Ballast.		TOTAL.		With Cargo.		In Ballast.		TOTAL.			
	No.	Tons.	No.	Tons.	No.	Tons.	No.	Tons.	No.	Tons.	No.	Tons.		
British	12	552	4	184	16	736	14	644	2	92	16	736	32	1,472
Japanese	34	4,692	17	2,006	51	6,698	46	6,004	4	528	50	6,532	101	13,230
TOTAL	46	5,244	21	2,190	67	7,434	60	6,648	6	620	66	7,268	133	14,702

TABLE No. II.—GROSS AND NET VALUES OF THE TRADE OF FOOCHOW,
1900 TO 1902.

	1900.		1901.		1902.	
	NET VALUES.	GROSS VALUES.	NET VALUES.	GROSS VALUES.	NET VALUES.	GROSS VALUES.
	<i>Hk. Ts</i>	<i>Hk. Ts</i>	<i>Hk. Ts</i>	<i>Hk. Ts</i>	<i>Hk. Ts</i>	<i>Hk. Ts</i>
FOREIGN GOODS.						
Imported from Foreign Countries and Hongkong.....	4,828,133		5,527,251		5,777,695	
Imported from Chinese Ports.....	850,379		870,993		913,679	
Total Foreign Imports.....		5,678,512		6,398,244		6,691,374
Re-exported to Foreign Countries and Hongkong....	12,382		11,110		16,197	
Re-exported to Chinese Ports (chiefly to Amoy).....	22,020		23,220		31,482	
Total Foreign Re-exports.....	34,402		36,330		47,679	
Net Total Foreign Imports.....	5,644,110		6,361,914		6,643,695	
NATIVE PRODUCE.						
Imported (chiefly from Shanghai).....		3,156,528		3,197,570		3,265,807
Re-exported to Foreign Countries.....	458,522		948,636		1,195,219	
Re-exported to Chinese Ports.....	21,846		133,695		457,385	
Total Native Re-exports.....	480,368		1,082,331		1,652,604	
Net Total Native Imports.....	2,676,160		2,115,239		1,613,203	
Native Produce of local origin Exported to } Foreign Countries.....	5,402,070		2,882,471		3,094,760	
Native Produce of local origin Exported to } Chinese Ports.....	1,618,485		3,072,892		3,941,232	
Total Exports of local origin....		7,021,555		5,955,363		7,035,992
Gross Value of the Trade of the Port.....		15,856,595		15,551,177		16,993,173
Net Value of the Trade of the Port, i.e., Foreign } and Native Imports less Re-exports, and Native } Exports of local origin.....	15,341,825		14,432,516		15,292,890	

TABLE No. III.—TRADE IN FOREIGN GOODS.—Imports and Re-exports.

DESCRIPTION OF GOODS.	Classifier of Quantity.	IMPORTS FROM FOREIGN COUNTRIES AND HONGKONG.		IMPORTS FROM CHINESE PORTS.		RE-EXPORTS TO FOREIGN COUNTRIES AND HONGKONG.		RE-EXPORTS TO CHINESE PORTS.		NET TOTAL IMPORTS.	
		Quantity.	Value.	Quantity.	Value.	Quantity.	Value.	Quantity.	Value.	Quantity.	Value.
OPICUM:—											
Malwa	Piculs	1,066.28	Hk. Tk. 691,003	18.58	Hk. Tk. 12,041	8.34	Hk. Tk. 5,405	9.26	Hk. Tk. 6,001	1,067.26	Hk. Tk. 691,638
Patna	"	882.87	533,121	2.36	1,425	885.23	534,546
Benares	"	343.60	210,163	1.16	709	344.76	210,872
Persian	"	1,120.32	485,715	28.14	12,200	8.12	3,520	20.11	8,719	1,120.33	485,676
COTTON GOODS:—											
Shirtings, Grey, Plain	Pieces	33,655	89,684	25,162	68,947	1	3	58,816	158,628
White, "	"	10,534	42,724	3,072	14,944	35	171	13,571	57,497
White, Figured, Brocaded, & Spotted	"	150	731	150	731
White Cotton Lenos	"	131	760	530	865	661	1,625
Shirtings, Dyed, Plain	"	7,752	38,328	4	47	7,756	38,375
Dyed, Figured, Brocaded, & Spotted	"	17	69	17	69
T-Cloths	"	52,088	107,142	78,248	168,959	130,336	276,101
Drills, English	"	3,201	11,561	555	2,008	3,756	13,569
Dutch	"	15	68	30	137	45	205
American	"	2,899	10,645	1,860	7,340	4,759	17,985
Sheetings, English	"	71	556	71	556
Chintzes, Furnitures, and Plain Cotton Prints	"	2,510	11,691	4,168	13,115	280	1,246	6,398	23,560
Turkey Red Shirtings	"	1,826	6,511	4,849	17,499	40	143	25	91	6,610	23,776
Cotton Lastings, Plain and Figured	"	20	234	20	234
Italians, Plain	"	3,916	30,053	3,210	22,217	25	186	7,101	52,084
Figured	"	331	2,772	362	3,047	693	5,819
Silesians, Plain	"	2,147	10,697	2,147	10,697
Damasks	"	13	139	13	139
Velvets	"	746	6,778	132	998	878	7,776
Velveteens	"	24	140	48	374
Jaconets, Cambrics, Lawns, Muslins, and Dimities ..	"	7,987	5,745	2,019	2,058	100	84	9,906	7,719
Handkerchiefs	Dozens	8,227	4,463	3,250	1,754	11,477	6,217
Japanese	"	15	10	20	13	35	23
Towels	"	3,517	2,370	1,206	706	4,723	3,076
Japanese	"	53	42	1,303	868	1,356	910
Cotton Spanish Stripes	Pieces	451	3,996	451	3,996
Flannel	"	280	2,623	2,310	7,766	2,590	10,389
Japanese	"	76	327	230	989	306	1,316
Dyed Shirtings, Short Cuts	"	13,212	9,910	13,212	9,910
Japanese Cotton Cloth	"	663	892	205	130	868	1,022
Crape	"	201	681	1	8	202	689
Mosquito Netting	"	348	830	348	830
Cottonades and Cottons, Unclassed	"	31,360	33,860	1,173	1,178	32,533	35,038
Cotton Yarn, Indian	Piculs	28,030	601,218	1,051	23,579	15	329	29,066	624,468
Hongkong	"	3,606	76,639	3,606	76,639
Japanese	"	386	9,456	115	2,609	501	12,065
Thread	"	74	9,239	9	1,124	83	10,363
WOOLLEN GOODS:—											
Camlets, English	Pieces	854	13,299	740	10,530	30	46	1,564	23,783
Lastings	"	349	4,188	300	3,112	649	7,300
Long Fells	"	214	1,291	100	585	314	1,876
Spanish Stripes	"	505	10,599	361	5,420	866	16,019

TABLE No. III.—TRADE IN FOREIGN GOODS.—Imports and Re-exports—Cont^d

DESCRIPTION OF GOODS.	Classifier of Quantity.	IMPORTS FROM FOREIGN COUNTRIES AND HONGKONG.		IMPORTS FROM CHINESE PORTS.		RE-EXPORTS TO FOREIGN COUNTRIES AND HONGKONG.		RE-EXPORTS TO CHINESE PORTS.		NET TOTAL IMPORTS.	
		Quantity.	Value.	Quantity.	Value.	Quantity.	Value.	Quantity.	Value.	Quantity.	Value.
WOOLLEN GOODS, continued.											
Cloth, Broad, Medium, } Habit, and Russian.....	Pieces	297	Hk. Ts 11,170	12	Hk. Ts 390	309	Hk. Ts 11,560
Lustres and Orleans.....	"	426	6,277	80	520	506	6,797
Blankets.....	Pairs	1,192	3,044	6	16	1,198	3,660
Union or Poncho Cloth.....	Pieces	331	7,575	331	7,575
Flannel.....	"	81	1,450	61	275	142	1,725
Bunting.....	"	4	39	4	39
Woollen Goods, Unclassed.....	"	580	4,555	81	742	2	49	659	5,248
" Yarn and Cord.....	Piculs	85	7,611	65	6,562	150	14,173
MISCELLANEOUS PIECE GOODS.—											
Canvas.....	Bolls	98	2,231	125	2,540	223	4,771
Linen.....	Pieces	14	166	320	5,120	334	5,286
Woollen and Cotton Mix- tures.....	"	8	55	8	55
METALS:—											
Iron, Nail-rod.....	Piculs	252	1,032	104	414	4	16	352	1,430
" Bar.....	"	216	1,157	135	425	351	1,582
" Hoop.....	"	456	916	83	409	539	1,325
" Sheets and Plates.....	"	390	1,693	1,682	7,122	2,072	8,815
" Wire.....	"	421	3,536	1,305	4,603	1,726	8,139
" Old, of all kinds.....	"	3,409	5,318	4,816	11,541	54	106	8,171	16,753
Ironware, Unclassed.....	"	715	5,470	580	3,788	1,295	9,258
Tin, in Slabs.....	"	3,401	156,801	460	22,020	3,861	178,821
Tinplates.....	"	3,912	29,406	2	11	3,914	29,417
Lead, in Pigs.....	"	20,301	119,778	3	17	569	3,424	19,735	116,371
Copper, Bar, Sheets, Plates, and Nails.....	"	321	10,153	1,206	41,256	1,527	51,409
" Unmanufactured, Slabs, and Ore.....	"	409	11,277	690	21,419	1,099	32,696
Yellow Metal, Bar, Rod, Sheets, and Nails.....	"	93	2,851	45	1,481	138	4,332
Brassware.....	"	97	5,427	17	962	114	6,389
Steel.....	"	1,020	8,034	187	9,021	1,207	17,055
Quicksilver.....	"	52	6,801	52	6,801
Zinc.....	"	198	4,631	121	1,554	319	6,185
Hardware.....	Value	...	59,936	...	5,579	...	1,291	64,224
Metals, Unclassed.....	Piculs	164	3,815	148	2,463	312	5,278
SUNDRIES:—											
Aerated Waters.....	Value	...	1,861	...	1,168	3,029
Aniseed, Star, Whole.....	Piculs	98	1,901	98	1,901
Beer and Porter.....	Value	...	1,274	...	411	1,685
Bicho de Mar, Black.....	Piculs	77	1,775	98	3,006	3	64	172	4,717
" " White.....	"	3,822	47,155	30	540	12	169	3,840	47,526
Birds Nests, 2nd Quality.....	Catties	616	6,475	616	6,475
" " 3rd.....	"	700	1,783	700	1,783
Braid, Llams.....	Gross	547	5,338	236	3,032	783	8,370
Brass-foil.....	Piculs	24	1,422	3	161	27	1,583
Butter and Cheese.....	Value	...	869	...	495	1,364
Buttons, Brass.....	Gross	9,011	4,352	2,109	967	11,120	5,319
" " Native.....	Piculs	93	6,670	93	6,670
Candles.....	"	117	3,276	318	4,775	435	8,051
Cardamoms, Superior.....	"	30	1,669	30	1,669

TABLE No. III.—TRADE IN FOREIGN GOODS.—Imports and Re-exports—Cont^d

DESCRIPTION OF GOODS.	Classifier of Quantity.	IMPORTS FROM FOREIGN COUNTRIES AND HONGKONG.		IMPORTS FROM CHINESE PORTS.		RE-EXPORTS TO FOREIGN COUNTRIES AND HONGKONG.		RE-EXPORTS TO CHINESE PORTS.		NET TOTAL IMPORTS.	
		Quantity.	Value.	Quantity.	Value.	Quantity.	Value.	Quantity.	Value.	Quantity.	Value.
<i>SUNDRIES, continued:--</i>											
Cardamoms, Inferior.....	Piculs	138	2,834	138	2,834
Carpets.....	Pieces	125	64	377	189	502	253
Cassia Lignea.....	Piculs	118	1,368	118	1,368
Cement.....	"	1,207	2,029	6	7	1,213	2,036
Cigarettes.....	Value	...	2,319	...	226	2,545
Cigars.....	"	...	3,086	...	12	3,098
Cinnamon.....	Piculs	17	3,883	17	3,883
Clams, Dried.....	"	267	5,198	307	5,657	574	10,855
Clocks.....	Pieces	2,749	5,542	542	1,303	3,291	6,845
Cloth, Native (Nankeens).....	Piculs	21	1,518	3	158	24	1,676
Clothing, Hats, etc.....	Value	...	6,547	...	4,452	10,999
Cloves.....	Piculs	127	2,241	127	2,241
Coal.....	Tons	8,627	47,954	81	559	12	125	8,696	48,388
Cockles, Dried.....	Piculs	715	6,645	54	754	3	49	766	7,350
Coke.....	Tons	61	1,747	279	5,419	3	54	337	7,112
Cosmetics.....	Piculs	13	195	338	6,690	351	6,885
Cotton Rags.....	"	1,391	2,263	31	4126	1,422	2,389
Cuttle-fish.....	"	1,345	21,528	541	8,596	6	59	1,880	30,065
Dyes, Aniline.....	Value	...	1,595	...	39,955	479	...	41,071
Fans, Fancy.....	Pieces	64,044	1,284	218	14	64,262	1,298
" Palm-leaf, Trimmed.....	"	89,669	3,428	89,669	3,428
" " Untrimmed.....	"	221,208	1,860	221,208	1,860
Feathers, Kingfisher.....	"	13,650	1,142	13,650	1,142
Fire-crackers and Fireworks.....	Piculs	115	1,558	115	1,558
Fish, Dried.....	"	216	2,807	17	218	233	3,025
" Salt.....	"	4,664	16,928	4	26	4,668	16,954
" Skins.....	"	2,301	12,728	2,301	12,728
" and Fishery Products.....	"	163	3,316	86	4,082	6	179	243	7,219
Flour.....	"	31,782	108,136	1,109	3,751	38	118	32,853	111,769
" Potato.....	"	1,453	4,078	90	293	1,543	4,371
Furniture.....	Value	...	1,851	...	20	1,871
Ginseng, Corean, 1st Quality.....	Catties	15	506	185	6,484	200	6,990
" Japan, " ".....	Piculs	21	1,902	21	1,902
" " 2nd " ".....	"	16	2,019	204	34,239	1	180	219	36,078
" American, Clarified.....	"	1	617	1	617
" " Crude.....	"	24	19,623	24	19,623
" Unclassed.....	"	20	2,616	20	2,616
Glass, Window.....	Boxes	2,066	10,065	1,024	4,666	3,090	14,731
" or Vitrified Ware.....	Piculs	59	1,211	34	797	93	2,008
Glassware.....	Value	...	2,586	...	3,103	5,689
Glue, Cow.....	Piculs	78	1,216	52	791	130	2,007
Grasscloth, Fine.....	"	49	9,119	49	9,119
Gum Olibanum.....	"	72	1,497	72	1,497
Hemp.....	"	1,205	14,837	1,205	14,837
" Skin.....	"	458	1,579	458	1,579
Hides, Cow and Buffalo.....	"	110	1,293	3	37	113	1,330
Hoofs, Cow.....	"	318	1,318	4	16	322	1,334
Horns, Cow and Buffalo.....	"	983	6,248	14	92	1	8	996	6,332
" Rhinoceros.....	Catties	30	1,051	30	1,051
Isinglass.....	Piculs	252	11,242	252	11,242
Jadestone.....	"	17	1,371	17	1,371
Lamps and Lampware.....	Value	...	15,017	...	5,800	20,817
Lead, White.....	Piculs	502	4,960	502	4,960
Leather.....	"	309	8,436	309	8,436
Looking-glasses and Mirrors.....	Pieces	4,434	1,739	816	253	5,250	1,992
Machinery.....	Value	...	34,630	...	18,378	5,850	47,158
Mangrove Bark.....	Piculs	2,519	3,958	2,519	3,958
Matches, Japan.....	Gross	216,413	49,455	280	113	100	33	216,593	49,535
Match-making Materials.....	Piculs	699	2,096	948	2,844	1,647	4,940

TABLE No. III.—TRADE IN FOREIGN GOODS.—Imports and Re-exports—Cont^d.

DESCRIPTION OF GOODS.	Classifier of Quantity.	IMPORTS FROM FOREIGN COUNTRIES AND HONGKONG.		IMPORTS FROM CHINESE PORTS.		RE-EXPORTS TO FOREIGN COUNTRIES AND HONGKONG.		RE-EXPORTS TO CHINESE PORTS.		NET TOTAL IMPORTS.	
		Quantity.	Value.	Quantity.	Value.	Quantity.	Value.	Quantity.	Value.	Quantity.	Value.
SUNDRIES, continued:—											
Mats, Straw	Pieces	5,490	1,681	5,490	1,681
" Tea	"	1,232,350	42,653	1,232,350	42,653
Medicines	Value	...	16,942	...	4,161	21,103
" Native	Piculs	1,332	20,153	59	703	16	288	9	440	1,366	20,128
Morphia	Ounces	2	4	337	754	339	758
Mussels, Dried	Piculs	2,592	28,326	196	2,372	2,788	30,698
Needles	Mille	3,962	1,180	21,820	5,451	500	91	25,282	6,540
Oil, Kerosene, American	Galls.	396,230	59,448	1,200	272	395,030	59,176
" " Borneo	"	97,960	12,735	97,960	12,735
" " Sumatra	"	2,334,810	259,725	118,390	16,063	7,500	1,025	2,445,700	274,763
" Paint	"	1,037	2,065	115	256	1,152	2,321
Opium Dress	Piculs	3	1,156	3	1,156
" Husk	"	137	13,368	2	250	135	13,118
Paints, Assorted	"	129	1,680	21	215	3	31	147	1,864
Paper, 1st Quality	"	415	7,315	118	2,060	533	9,375
" Tea	"	200	4,114	5	129	205	4,243
Pepper, Black	"	449	7,005	449	7,005
Perfumery	Value	...	4,722	...	974	5,696
Personal Effects	"	...	8,687	...	223	8,910
Photographic Materials	"	...	1,337	...	569	1,906
Prawns and Shrimps, Dried	Piculs	479	10,061	299	6,907	778	16,968
Preserves	"	118	1,525	3	36	121	1,561
Provisions and Vegetables	"	302	2,041	19	380	321	2,421
Putchuck	"	126	2,099	126	2,099
Raisins	"	294	3,593	9	115	303	3,708
Rattans, Whole	"	2,235	14,926	2,235	14,926
" Split	"	1,031	10,877	1,031	10,877
Rice	"	114,694	371,872	114,694	371,872
Sandalwood	"	4,944	47,148	3	28	4,941	47,120
Sapanwood	"	698	1,813	698	1,813
Satin, Japanese	Pieces	177	2,253	177	2,253
Seaweed and Agar-agar	Piculs	203	864	17,243	46,282	55	142	17,391	47,004
Seed, Sesamum	"	1,161	5,281	1,161	5,281
Sharks Fins, White	"	18	536	82	3,585	100	4,121
Shell-fish and Awabi	"	209	10,261	102	5,184	1	94	310	15,351
Silk Piece Goods	"	89	40,870	4	1,989	93	42,859
" Pongees	"	3	564	3	564
" and Cotton Mixtures	"	30	6,435	30	6,435
" " Ribbons	"	9	5,234	1	258	10	5,492
Skins of all kinds	Pieces	2,068	2,046	3,671	973	5,739	3,019
Soap	Piculs	197	1,901	1,694	13,928	1,891	15,829
Socks and Stockings	Pairs	1,466	2,509	724	859	2,190	3,368
Stationery	Value	...	11,401	...	3,188	14,589
Stores, Household	"	...	18,487	...	9,393	27,880
Sugar, Brown	Piculs	13,140	46,446	13,140	46,446
" White	"	23,816	124,096	163	848	23,653	123,248
" Refined	"	29,170	149,149	29,170	149,149
" Candy	"	16,018	116,746	22	166	122	946	15,918	115,966
Tea, Black	"	20	387	30	702	50	1,109
" Dnst, Ceylon	"	33	153	33	153
Timber, Planks, Hard-wood	Pieces	150	1,040	150	1,040
" " Teak	Cub. ft.	2,590	3,133	2,590	3,133
Tobacco, Prepared	Piculs	44	958	44	958
Tooth-brushes	Pieces	78,361	1,786	592	34	78,953	1,820
Toys	Value	...	1,997	...	46	2,043
Ultramarine	Piculs	74	1,055	18	251	92	1,306
Umbrellas, Cotton	Pieces	12,426	5,778	2,880	1,058	15,306	6,836
Varnish	Piculs	694	13,299	694	13,299
Vermillion	"	74	8,909	74	8,909

TABLE No. III.—TRADE IN FOREIGN GOODS.—Imports and Re-exports—Cont^d.

DESCRIPTION OF GOODS.	Classifier of Quantity.	IMPORTS FROM FOREIGN COUNTRIES AND HONGKONG.		IMPORTS FROM CHINESE PORTS.		RE-EXPORTS TO FOREIGN COUNTRIES AND HONGKONG.		RE-EXPORTS TO CHINESE PORTS.		NET TOTAL IMPORTS.		
		Quantity.	Value.	Quantity.	Value.	Quantity.	Value.	Quantity.	Value.	Quantity.	Value.	
SUNDRIES, continued:—												
			<i>Hk. Ts</i>		<i>Hk. Ts</i>		<i>Hk. Ts</i>		<i>Hk. Ts</i>		<i>Hk. Ts</i>	
Wax, Yellow	<i>Piculs</i>	114	2,372	114	2,372	
Wine	<i>Value</i>	...	9,316	...	5,854	15,170	
Wood, Scented and Fragrant	<i>Piculs</i>	94	1,876	94	1,876	
Sundries, Unenumerated.....	<i>Value</i>	...	93,568	...	30,980	...	2,817	...	727	...	121,004	
TOTAL.....	<i>Hk. Ts</i>		5,777,695		913,679		16,197		31,482		6,643,949	
Excess of Re-export above Import of Velvetens and Black Tea during the year.....											<i>Hk. Ts</i>	254
NET TOTAL.....											<i>Hk. Ts</i>	6,643,695

SUMMARY.

IMPORTS from Great Britain	<i>Hk. Ts</i>	509
" " Hongkong	"	5,090,696
" " United States of America	"	44,044
" " Japan.....	"	31,270
" " Formosa.....	"	48,128
" " Cochin China, Tonkin, and Annam.....	"	309,262
" " Sumatra (Langkat).....	"	253,786
Total from Foreign Countries.....	<i>Hk. Ts</i>	5,777,695
Imports from Chinese Ports.....	"	913,679
TOTAL FOREIGN IMPORTS.....	<i>Hk. Ts</i>	6,691,374
RE-EXPORTS to Hongkong.....	<i>Hk. Ts</i>	15,334
" " United States of America.....	"	653
" " Continent of Europe, Russia excepted..	"	128
" " Formosa	"	82
Total to Foreign Countries.....	<i>Hk. Ts</i>	16,197
RE-EXPORTS to Yangtze Ports	<i>Hk. Ts</i>	38
" " Central Ports	"	23,370
" " Southern Ports	"	8,074
Total to Chinese Ports.....	<i>Hk. Ts</i>	31,482
TOTAL FOREIGN RE-EXPORTS	<i>Hk. Ts</i>	47,679
NET TOTAL FOREIGN IMPORTS.....	<i>Hk. Ts</i>	6,643,695

TABLE No. IV.—TRADE IN NATIVE PRODUCE.—Imports and Re-exports.

DESCRIPTION OF GOODS.	Classifier of Quantity.	IMPORTS FROM CHINESE PORTS.		RE-EXPORTS TO CHINESE PORTS.		RE-EXPORTS TO FOREIGN COUNTRIES AND HONGKONG.		NET TOTAL IMPORTS.	
		Quantity.	Value.	Quantity.	Value.	Quantity.	Value.	Quantity.	Value.
			<i>Hk. Tls</i>		<i>Hk. Tls</i>		<i>Hk. Tls</i>		<i>Hk. Tls</i>
Almonds	<i>Piculs</i>	160	2,934	160	2,934
Arsenic	"	526	4,655	526	4,655
Beancake	"	2,617	5,103	2,617	5,103
Beans, Black	"	447	1,007	447	1,007
" Green	"	4,135	13,124	4,135	13,124
" White and Yellow	"	9,666	21,360	9,666	21,360
" Miscellaneous	"	15,576	37,092	15,576	37,092
Books, Printed	"	701	15,955	88	2,019	613	13,936
Brassware	"	24	1,448	24	1,448
Carpets	<i>Pieces</i>	1,343	2,179	1,343	2,179
China-root, Whole	<i>Piculs</i>	857	16,272	857	16,272
" Cut	"	242	5,082	242	5,082
Clams, Dried	"	212	2,693	212	2,693
Cloth, Native (Nankeens)	"	1,677	50,857	1,677	50,857
Cockles, Dried	"	4,410	7,724	4,410	7,724
Cotton, Raw	"	833	10,719	833	10,719
" Ribbons	"	203	16,887	203	16,887
" Yarn *	"	606	13,562	606	13,562
Cuttle-fish	"	662	11,727	662	11,727
Dates, Black	"	2,203	35,281	2,203	35,281
" Red	"	3,320	15,146	3,320	15,146
" White	"	552	9,840	552	9,840
Eggs, Preserved	<i>Pieces</i>	155,189	1,815	155,189	1,815
Fans, Gauze and Silk	"	13,494	1,286	13,494	1,286
" Paper	"	154,808	6,543	154,808	6,543
Felt	"	17,700	4,602	17,700	4,602
Fire-crackers and Fireworks	<i>Piculs</i>	209	2,800	209	2,800
Fish, Dried and Salt	"	512	7,087	512	7,087
" and Fishery Products	"	1,087	6,035	1,087	6,035
Flour, Potato	"	8,703	24,929	8,703	24,929
Fruit of all kinds	"	2,160	5,787	2,160	5,787
Fungus	"	1,250	42,035	1,250	42,035
Ginseng, Native	"	16	4,199	16	4,199
" Beard and Refuse	"	24	2,410	24	2,410
Glass or Vitrified Ware	"	127	2,248	127	2,248
Glue, Cow	"	114	1,311	114	1,311
Grasscloth, Fine	"	59	8,933	59	8,933
Gypsum	"	2,570	2,515	2,570	2,515
Hams	"	87	2,251	87	2,251
Hemp	"	7,009	75,812	160	1,746	6,849	74,066
Hoofs, Cow	"	561	2,565	561	2,565
Horns, Cow and Buffalo	"	217	1,351	217	1,351
Indigo, Liquid	"	15,393	77,792	15,393	77,792
Lacquerware	"	38	2,136	38	2,136
Lampblack	"	50	1,565	50	1,565
Leather Strips	"	85	9,020	85	9,020
Lily Flowers, Dried	"	2,936	36,068	2,936	36,068
Liquorice	"	713	7,684	713	7,684
Mats, Bamboo and Rattan	<i>Pieces</i>	6,779	3,164	6,779	3,164
Medicines	<i>Piculs</i>	10,075	137,285	24	253	10,051	137,032
Oil, Castor	"	144	1,011	144	1,011
" Wood	"	428	3,342	428	3,342
Opium, Native	"	1,008	381,829	1,008	381,829
" Dross	"	10	2,131	10	2,131
Paper, 1st Quality	"	126	2,136	126	2,136
" 2nd	"	181	1,122	181	1,122
Pears and Apples, Fresh	"	6,334	42,560	6,334	42,560
Pipes, Brass	<i>Pieces</i>	13,114	11,365	13,114	11,365
Prawns and Shrimps, Dried	<i>Piculs</i>	143	4,316	143	4,316

* Steam Factory product.

TABLE No. IV.—TRADE IN NATIVE PRODUCE.—Imports and Re-exports—Cont^d

DESCRIPTION OF GOODS.	Classifier of Quantity.	IMPORTS FROM CHINESE PORTS.		RE-EXPORTS TO CHINESE PORTS.		RE-EXPORTS TO FOREIGN COUNTRIES AND HONGKONG.		NET TOTAL IMPORTS.	
		Quantity.	Value.	Quantity.	Value.	Quantity.	Value.	Quantity.	Value.
			<i>Hk. £s</i>		<i>Hk. £s</i>		<i>Hk. £s</i>		<i>Hk. £s</i>
Provisions.....	<i>Piculs</i>	668	5,334	668	5,334
Rhubarb.....	"	116	2,077	116	2,077
Rice.....	"	43,370	138,232	43,370	138,232
Safflower.....	"	27	2,101	27	2,101
Samsu.....	"	326	1,794	326	1,794
Seed, Melon.....	"	3,135	30,447	3,135	30,447
" Senna.....	"	801	3,908	801	3,908
" Sesamum.....	"	758	3,330	758	3,330
Silk, Raw, Yellow.....	"	313	80,676	4	828	309	79,848
" Piece Goods.....	"	352	180,406	1	498	351	179,908
" Pongees.....	"	30	6,263	30	6,263
" and Cotton Mixtures.....	"	16	4,043	16	4,043
" Ribbons and Tassels.....	"	51	29,699	51	29,699
Sinews, Cow and Buffalo.....	"	130	2,710	130	2,710
Skins of all kinds.....	<i>Pieces</i>	5,481	5,808	5,481	5,808
Sauff.....	<i>Piculs</i>	99	1,805	99	1,805
Sugar, Brown.....	"	666	2,695	666	2,695
" Candy.....	"	216	1,681	216	1,681
Tallow, Vegetable.....	"	2,121	20,679	5	51	2,116	20,628
Tea, Black.....	"	60,433	936,881	10,539	250,117	78,650	1,189,666
" Dust.....	"	5,811	27,311	4,967	23,347	102	478	742	3,486
" Leaf, Unfired.....	"	5,836	180,926	5,659	175,433	177	5,493
" Stalk.....	"	155	552	140	500	156	559
" Siftings.....	"	5,699	26,787	30	142	934	4,388	4,735	22,257
Tobacco, Leaf.....	"	3,842	20,647	28	151	3,814	20,496
" Prepared.....	"	4,349	97,727	4,349	97,727
Varnish.....	"	625	22,738	625	22,738
Vernicelli.....	"	811	6,075	811	6,075
Walnuts.....	"	157	1,042	157	1,042
Wax, White.....	"	425	34,812	4	369	421	34,443
Wheat.....	"	58,069	132,198	58,069	132,198
Sandries, Unenumerated.....	<i>Value</i>	...	22,736	...	1,931	...	128	...	20,677
TOTAL.....	<i>Hk. £s</i>	3,265,807	457,385	1,195,219	2,116,612
Excess of Re-export above Import of Black and Stalk Tea during the year... <i>Hk. £s</i>									503,409
NET TOTAL..... <i>Hk. £s</i>									1,613,203

SUMMARY.

IMPORTS from Northern Ports	<i>Hk. Ta</i>	116,836
" " Yangtze Ports	"	415,723
" " Central Ports	"	1,596,441
" " Southern Ports	"	1,136,807
Total from Chinese Ports	<i>Hk. Ta</i>	3,265,807
TOTAL NATIVE IMPORTS	<i>Hk. Ta</i>	3,265,807
RE-EXPORTS to Northern Ports	<i>Hk. Ta</i>	396,359
" " Yangtze Ports	"	828
" " Central Ports	"	24,275
" " Southern Ports	"	35,923
Total to Chinese Ports	<i>Hk. Ta</i>	457,385
RE-EXPORTS to Hongkong	<i>Hk. Ta</i>	200,747
" " Great Britain	"	270,445
" " Singapore and Straits	"	380
" " Australia	"	1,233
" " South Africa, including Mauritius	"	166,523
" " British America	"	8,400
" " United States of America	"	184,113
" " Continent of Europe, Russia excepted..	"	336,537
" " Russia <i>vid</i> Odessa	"	24,103
" " Formosa	"	73
" " Turkey in Asia, Persia, Egypt, and Aden	"	2,665
Total to Foreign Countries	<i>Hk. Ta</i>	1,195,219
TOTAL NATIVE RE-EXPORTS	<i>Hk. Ta</i>	1,652,604
NET TOTAL NATIVE IMPORTS	<i>Hk. Ta</i>	1,613,203

TABLE No. V.—TRADE IN NATIVE PRODUCE.—Exports and Re-exports.

DESCRIPTION OF GOODS.	Classifier of Quantity.	EXPORTS TO FOREIGN COUNTRIES.		EXPORTS TO HONGKONG.		EXPORTS TO CHINESE PORTS.		TOTAL RE-EXPORTS TO FOREIGN COUNTRIES, HONGKONG, AND CHINESE PORTS.		TOTAL EXPORTS (including Re-exports).	
		Quantity.	Value.	Quantity.	Value.	Quantity.	Value.	Quantity.	Value.	Quantity.	Value.
Bamboo, Split.....	Piculs	182	193	2	3	9,929	8,190	10,113	8,386
" Shoots, Fresh.....	"	4	10	1,809	4,687	5,748	13,609	7,561	18,306
" Dried.....	"	131	482	3,776	23,378	68,818	409,736	72,725	433,596
Bambooware.....	"	22	258	490	5,710	817	9,522	1,329	15,490
Books, Printed.....	"	15	362	1	13	25	572	88	2,019.	129	2,966
Camphor.....	"	2	111	206	10,428	14	689	222	11,228
Canes.....	Pieces	36,077	235	52,500	341	45,647	297	134,224	873
Carrying Sticks.....	"	2,125	24	260	3	59,105	2,443	52,490	2,470
Chinaware, Coarse.....	Piculs	176	452	178	457	24	61	378	970
Clams, Dried.....	"	760	14,824	760	14,824
Coal.....	Tons	622	4,416	622	4,416
Coir and Coirware.....	Piculs	57	410	92	543	149	953
Feathers, Duck, Fowl, etc.....	"	290	3,862	638	8,427	9	117	937	12,406
Fire-crackers and Fireworks.....	"	527	7,198	1	5	528	7,203
Fish, Dried and Salt.....	"	18	152	13	118	1,078	9,285	1,109	9,555
" and Fishery Products.....	"	64	87	273	679	553	7,810	890	8,576
Flowers, Dried.....	"	671	2,206	671	2,206
Fruit, Fresh.....	"	76	123	661	2,131	1,119	1,520	1,856	3,774
" Dried.....	"	19	87	419	1,267	16	107	454	1,461
Furniture.....	Value	...	432	...	323	...	410	1,165
Garlic.....	Piculs	124	321	565	1,470	136	354	825	2,145
Grasscloth, Fine.....	"	1	203	11	1,886	6	1,015	18	3,104
" Coarse.....	"	1	89	1	53	19	1,460	21	1,602
Hams and Bacon.....	"	2	36	103	2,683	105	2,719
Hemp, Prepared.....	"	34	2,631	34	2,631
Hornware.....	"	26	607	174	4,040	90	2,086	290	6,733
Joss Sticks.....	"	68	1,142	142	2,405	125	2,105	335	5,652
Lacquerware.....	"	17	358	40	825	87	1,811	144	2,994
Lampblack.....	"	144	278	78	127	4,097	7,708	4,319	8,113
Leather.....	"	513	10,417	513	10,417
Lichees, Dried.....	"	65	1,075	58	943	143	2,334	266	4,352
Lung-ngans, Dried.....	"	2	18	3	33	5,243	51,114	5,248	51,165
Matches, Foochow Match } Factory.....	Gross	650	152	15,000	3,510	15,650	3,662
Medicines.....	Piculs	35	177	2,098	14,156	2,427	16,696	24	253	4,584	31,282
Mushrooms.....	"	1	30	854	41,624	1,125	54,854	1,980	96,508
Oil, Tea.....	"	508	4,131	63	514	2,309	18,771	2,880	23,416
" Wood.....	"	46	377	182	1,480	228	1,857
Olives, Fresh.....	"	409	928	7,079	15,934	7,488	16,862
" Salted.....	"	110	198	20	35	784	1,403	914	1,636
Orange Skin.....	"	232	4,600	232	4,600
Oranges, Fresh.....	"	382	574	615	1,074	34,476	62,633	35,473	64,281
" Dried.....	"	2,421	4,203	2,421	4,203
Paper, 1st Quality.....	"	1,304	14,841	519	5,891	11,116	126,393	12,939	147,125
" 2nd.....	"	2,890	12,051	1,364	5,688	20,140	83,985	24,394	101,724
" Cuttings.....	"	841	2,445	841	2,445
" Joss.....	"	1	21	18,783	405,931	18,784	405,952
Peel, Orange.....	"	1,428	9,280	1,428	9,280
" Pumelo.....	"	727	4,018	727	4,018
Personal Effects.....	Value	...	703	...	856	...	315	1,874
Plums, Black.....	Piculs	39	61	132	305	368	626	539	992
" Dried and Salted.....	"	7	54	5,107	39,338	112	827	5,226	40,219
Potash.....	"	231	1,428	473	3,038	1,192	5,737	1,896	10,203
Potatoes.....	"	83	68	29,382	22,845	106	86	29,571	22,999
Pottery and Earthenware.....	"	3,827	8,610	36	81	3,863	8,691
Preserves.....	"	33	381	1,247	14,463	676	7,840	1,956	22,684
Provisions and Vegetables.....	"	164	670	227	556	520	1,598	911	2,824
Rice, Red.....	"	4	40	180	1,882	3,922	40,775	4,106	42,697
Seed, Flower.....	"	906	8,342	906	8,342

TABLE No. V.—TRADE IN NATIVE PRODUCE.—Exports and Re-exports—Cont^d.

DESCRIPTION OF GOODS.	Classifier of Quantity.	EXPORTS TO FOREIGN COUNTRIES.		EXPORTS TO HONGKONG.		EXPORTS TO CHINESE PORTS.		TOTAL RE-EXPORTS TO FOREIGN COUNTRIES, HONGKONG, AND CHINESE PORTS.		TOTAL EXPORTS (Including Re-exports).	
		Quantity.	Value.	Quantity.	Value.	Quantity.	Value.	Quantity.	Value.	Quantity.	Value.
			<i>Hk. Ts.</i>		<i>Hk. Ts.</i>		<i>Hk. Ts.</i>		<i>Hk. Ts.</i>		<i>Hk. Ts.</i>
Seed, Lily Flower, or Lotus-nuts	<i>Piculs</i>	2	40	206	4,543	243	5,357	451	9,940
Shoes and Boots, Cotton	<i>Pairs</i>	2,419	786	3,363	1,093	2,955	960	8,737	2,839
" " " Silk	"	329	171	1,640	853	3,591	1,867	5,560	2,891
" " " Straw	"	6,724	787	14,111	1,651	2,192	257	23,027	2,695
Silk, Refuse	<i>Piculs</i>	36	1,498	36	1,498
Snuff	"	100	1,825	100	1,825
Tea, Black	"	95,157	1,909,606	23,902	549,377	49,362	1,409,593	94,848	1,615,216	263,269	5,483,792
" Green	"	911	9,958	11	261	20	214	942	10,433
" Dust	"	4	19	1,047	4,921	5,069	23,825	6,120	28,765
" Leaf, and Leaf Tea Siftings	"	13	60	1	5	145	680	964	4,530	1,123	5,275
" Stalk	"	487	1,737	193	689	296	1,059	976	3,485
" Brick, Black	"	13,645	115,300	5	43	22,973	194,118	36,623	309,461
" Seed Cake	"	11,061	5,071	995	466	12,056	5,537
Timber, Beams, Soft-wood	<i>Pieces</i>	116	102	1,595	2,939	1,711	3,041
" Planks, " Hard-wood	<i>Sq. feet</i>	251,636	5,725	9,305	212	141,683	3,223	33,634	765	436,258	9,925
" " " Camphor-wood	<i>Pieces</i>	16,319	3,290	16,319	3,290
Tobacco, Leaf	<i>Piculs</i>	7	38	156	847	28	151	191	1,036
" Prepared	"	9	93	2	19	70	724	81	836
Umbrellas, Paper (Kittysols)	<i>Pieces</i>	1,580	134	135,319	11,434	214,464	18,123	351,363	29,691
Varnish	<i>Piculs</i>	4	158	20	719	24	877
Vermicelli	"	284	1,105	1	5	50	195	335	1,305
Wood, Poles	<i>Pieces</i>	75,644	124,549	500	812	484,729	803,959	560,873	939,320
" Coffin	"	5,509	7,892	3,462	12,181	378	1,217	9,349	21,290
" for Kerosene Oil	"	482,445	16,172	102,600	2,935	15,904	588	600,949	19,695
" Cases, etc.	"	2	30	2	30	120	2,031	124	2,091
Woodware	<i>Piculs</i>	...	8,965	...	12,008	...	25,310	...	4,786	...	51,069
Sundries, Unenumerated	<i>Value</i>
TOTAL	<i>Hk. Ts.</i>	2,269,466	825,294	3,941,232	1,652,604	8,688,596					

SUMMARY.

To--	EXPORTS.		RE-EXPORTS.		TOTAL EXPORTS AND RE-EXPORTS.	
	Hk. Ts	Hk. Ts	Hk. Ts	Hk. Ts	Hk. Ts	Hk. Ts
Great Britain.....	214,760		270,445		485,205	
India.....	11,431		...		11,431	
Singapore and Straits.....	4,020		380		4,400	
Australia.....	12,283		1,233		13,516	
South Africa, including Mauritius...	15,581		166,523		182,104	
British America.....	13,751		8,400		22,151	
United States of America and } Sandwich Islands..... }	1,429,004		184,113		1,613,117	
Continent of Europe, Russia excepted	217,362		336,537		553,899	
Russia <i>via</i> Odessa.....	7,919		24,103		32,022	
Russian Manchuria.....	115,300		...		115,300	
Formosa.....	223,157		73		223,230	
Sumatra.....	4,225		...		4,225	
Turkey in Asia, Persia, Egypt, } and Aden..... }	673		2,665		3,338	
Hongkong.....	825,294		200,747		1,026,041	
Total to Foreign Countries.....		3,094,760		1,195,219		4,289,979
Northern Ports.....	2,112,526		396,359		2,508,885	
Yangtze Ports.....	181,153		828		181,981	
Central Ports.....	1,326,071		24,275		1,350,346	
Southern Ports.....	321,482		35,923		357,405	
Total to Chinese Ports.....		3,941,232		457,385		4,398,617
GRAND TOTAL.....		7,035,992		1,652,604		8,688,596

TABLE No. VI.—TRANSIT TRADE.

a.—Table showing the Destinations of the various Goods forwarded under Transit Passes to the Interior during the Year 1902.

DESCRIPTION OF GOODS.	Classifier of Quantity.	FUHKIEN.		DESCRIPTION OF GOODS.	Classifier of Quantity.	FUHKIEN.	
		Quantity.	Value.			Quantity.	Value.
COTTON GOODS:—			<i>Hk. Ts</i>	SUNDRIES, continued:—			<i>Hk. Ts</i>
Shirtings, Grey, Plain.....	<i>Pieces</i>	360	888	Flour.....	<i>Piculs</i>	2,207	7,070
T-Cloths.....	"	1,120	2,245	Ginseng.....	"	108	18,088
Drills, English.....	"	165	696	Hemp.....	"	95	864
" American.....	"	105	376	Matches, Japan.....	<i>Gross</i>	27,450	7,987
Turkey Red Cottons.....	"	50	228	Medicines.....	<i>Piculs</i>	518	7,755
Cotton Italians.....	"	60	429	Oil, Kerosene, American.....	<i>Galls.</i>	1,380	242
Velvets.....	"	57	423	" Japanese.....	"	32,200	4,390
Cotton Spanish Stripes.....	"	81	626	" Russian.....	"	6,500	1,157
" Flannel.....	"	60	234	" Sumatra.....	"	376,110	42,444
" Yarn, Indian.....	<i>Piculs</i>	730	15,791	Putchuck.....	<i>Piculs</i>	106	1,792
WOOLLEN GOODS:—				Raisins.....	"	166	1,356
Long Ells.....	<i>Pieces</i>	100	533	Rattans.....	"	122	934
METALS:—				Rice.....	"	699	1,610
Iron Wire.....	<i>Piculs</i>	59	131	Sandalwood.....	"	376	3,586
" Cuttings.....	"	10	29	Seaweed and Agar-agar.....	"	4,031	12,388
" Old.....	"	453	975	Shell-fish (Awabi, Shrimps, etc.).....	"	445	5,147
Lead, in Pigs.....	"	9,832	57,490	Sugar, Brown.....	"	3,117	10,142
Steel.....	"	26	156	" White and Refined.....	"	5,635	29,298
Quicksilver.....	"	4	511	" Candy.....	"	4,313	31,812
SUNDRIES:—				Wood, Fragrant.....	"	32	522
Aniseed, Star.....	<i>Piculs</i>	31	627	Sundries, Unenumerated.....	<i>Value</i>	...	5,454
Cardamoms.....	"	110	2,894	TOTAL.....	<i>Hk. Ts</i>		286,581
Cinnamon.....	"	6	1,253	CHINESE COTTON GOODS*:			
Clocks.....	<i>Pieces</i>	569	1,275	Cotton Yarn.....	<i>Piculs</i>	592	13,015
Cuttle-fish.....	<i>Piculs</i>	111	1,810	GRAND TOTAL.....	<i>Hk. Ts</i>		299,596
Dyes, Aniline.....	<i>Value</i>	...	3,023				

* Steam Factory products.

b.—Table showing the Provinces from which Native Goods were brought under Transit Passes during the Year 1902.

DESCRIPTION OF GOODS.	Classifier of Quantity.	FUHKIEN.	
		Quantity.	Value.
Camphor.....	<i>Piculs</i>	93	<i>Hk. Tā</i> 4,718
Oil, Camphor.....	"	31	1,009
TOTAL.....	<i>Hk. Tā</i>		5,727

c.—Table showing the Number of Passes issued for, and the Amount of Duties collected on, Foreign Goods forwarded to the Interior under Transit Passes, as divided between the various Nationalities, during the Year 1902.

QUARTER.	BRITISH.		GERMAN.		JAPANESE.		CHINESE.		TOTAL.	
	No. of Passes.	Transit Dues.	No. of Passes.	Transit Dues.	No. of Passes.	Transit Dues.	No. of Passes.	Transit Dues.	No. of Passes.	Transit Dues.
		<i>Hk. Tām.c.c.</i>		<i>Hk. Tām.c.c.</i>		<i>Hk. Tām.c.c.</i>		<i>Hk. Tām.c.c.</i>		<i>Hk. Tām.c.c.</i>
1st quarter.....	301	648.5.9.4	44	92.4.9.9	42	72.4.8.5	628	1,091.0.7.2	1,015	1,904.6.5.0
2nd ".....	426	1,161.5.3.5	68	222.8.0.0	2	10.4.0.0	407	768.6.8.3	903	2,163.4.1.8
3rd ".....	367	523.0.3.5	9	31.5.5.7	1	24.3.7.5	519	759.1.8.5	896	1,338.1.5.2
4th ".....	461	833.9.3.1	311	853.3.3.2	772	1,687.2.6.3
TOTAL.....	1,555	3,167.0.9.5	121	346.8.5.6	45	107.2.6.0	1,865	3,472.2.7.2	3,586*	7,093.4.8.3

* Not including 97 Passes for Chinese Cotton Goods.

d.—Table showing the Number of Passes surrendered for, and the Amount of Duties collected on, Native Goods brought from the Interior under Transit Passes, as divided between the various Nationalities, during the Year 1902.

QUARTER.	BRITISH.	
	No. of Passes.	Transit Dues.
		<i>Hk. Tām.c.c.</i>
1st quarter.....
2nd ".....	3	6.8.6.3
3rd ".....	4	17.5.0.0
4th ".....	8	35.7.2.0
TOTAL.....	15	60.0.8.3

TABLE No. VII.—DUTIES.

a.—Duties paid under each Flag, for the Year ended 31st December 1902.

FLAG.	IMPORT.	EXPORT.	COAST TRADE.	TONNAGE.	TRANSIT.	OPIUM LIKIN.	TOTAL.
	<i>Hk. T&M.c.c.</i>	<i>Hk. T&M.c.c.</i>	<i>Hk. T&M.c.c.</i>	<i>Hk. T&M.c.c.</i>	<i>Hk. T&M.c.c.</i>	<i>Hk. T&M.c.c.</i>	<i>Hk. T&M.c.c.</i>
British.....	90,016.4.4.2	231,213.0.9.7	4,274.6.8.2	3,373.7.0.0	3,227.1.7.8	155,635.0.0.0	487,740.0.9.9
American.....	2,203.2.9.2	2,203.2.9.2
German.....	3.2.5.0	11,452.6.4.4	...	501.7.0.0	346.8.5.6	...	12,304.4.5.0
French.....	...	4,923.7.8.7	...	673.6.0.0	5,597.3.8.7
Dutch.....	5,784.9.0.3	494.0.0.0	6,278.9.0.3
Russian.....	...	7,644.7.3.4	7,644.7.3.4
Japanese.....	55,290.8.3.4	16,504.5.8.9	636.9.0.5	1,644.2.0.0	107.2.6.0	116,246.8.0.0	190,430.5.8.8
Chinese.....	2,356.4.4.8	106,293.0.4.0	20,879.7.1.3	708.9.0.0	3,472.2.7.2	1,516.8.0.0	135,227.1.7.3
On Opium.....	102,537.2.7.5	8.7.0.0	113.9.0.0	102,659.8.7.5
TOTAL.....	258,192.4.4.4	378,040.5.9.1	25,905.2.0.0	7,396.1.0.0	7,153.5.6.6	273,398.6.0.0	950,086.5.0.1*

* No Drawbacks marked for cash payment during the year, to be deducted from this total.....*Hk. T&M. Nil.*

b.—Comparative Table of Duties collected, for the Years 1893 to 1902.

YEARS.	IMPORT (exclusive of Opium).	EXPORT (exclusive of Opium).	COAST TRADE (exclusive of Opium).	OPIUM (Import, Export, and Coast Trade).	TONNAGE.	TRANSIT.	OPIUM LIKIN.	TOTAL.
	<i>Hk. T&M.c.c.</i>	<i>Hk. T&M.c.c.</i>	<i>Hk. T&M.c.c.</i>	<i>Hk. T&M.c.c.</i>	<i>Hk. T&M.c.c.</i>	<i>Hk. T&M.c.c.</i>	<i>Hk. T&M.c.c.</i>	<i>Hk. T&M.c.c.</i>
1893.....	68,578.1.5.4	1,117,757.2.9.2	19,352.7.0.3	148,410.3.7.5	10,364.6.0.0	7,628.4.9.5	395,761.0.0.0	1,767,852.6.1.9
1894.....	67,251.3.3.9	1,094,666.7.7.6	20,908.7.6.7	132,316.3.7.5	5,325.7.0.0	8,598.0.9.6	352,836.2.0.0	1,681,903.2.5.3
1895.....	78,401.6.5.1	1,008,297.8.1.0	18,416.2.4.4	111,074.2.2.5	4,873.6.0.0	9,247.6.5.3	296,144.6.0.0	1,526,455.7.8.3
1896.....	93,672.0.8.3	930,116.9.1.0	22,575.3.5.5	107,078.6.5.2	9,514.4.0.0	9,454.1.5.3	285,452.5.7.0	1,457,864.1.2.3
1897.....	97,303.0.1.5	760,014.0.6.2	24,704.5.7.5	107,234.7.9.8	10,639.3.0.0	7,158.7.4.4	285,737.2.6.0	1,292,791.7.5.4
1898.....	108,325.5.8.3	761,903.1.5.4	27,618.7.7.2	106,946.3.3.8	8,688.5.0.0	9,754.0.0.4	285,039.3.0.0	1,308,275.6.5.1
1899.....	122,855.5.0.1	867,870.8.0.7	28,203.3.1.6	115,322.1.7.5	12,242.9.0.0	9,590.8.8.5	307,525.8.0.0	1,463,611.3.8.4
1900.....	96,501.8.0.3	732,411.8.5.0	23,635.9.2.5	87,622.4.2.5	8,938.8.0.0	5,569.6.3.5	233,659.8.0.0	1,188,340.2.3.8
1901.....	119,243.5.0.3	586,509.0.1.6	25,741.0.9.2	81,096.3.0.0	6,454.0.0.0	4,860.9.1.4	216,186.4.0.0	1,040,091.2.2.5
1902.....	155,655.1.6.9	378,031.8.9.1	25,791.3.0.0	102,659.8.7.5	7,396.1.0.0	7,153.5.6.6	273,398.6.0.0	950,086.5.0.1

B.—SPECIAL TABLES.

TABLE No. I.—IMPORT TRADE.

Comparative Table of the principal Articles of Import, for the Years 1893 to 1902.

DESCRIPTION OF GOODS.	Classifier of Quantity.	1893.	1894.	1895.	1896.	1897.	1898.	1899.	1900.	1901.	1902.
OPICUM:—											
Malwa.....	<i>Piculs</i>	2,351	2,365	2,080	1,653	1,264	1,179	1,624	1,324	1,217	1,067
Patna.....	"	1,413	1,492	1,240	1,301	1,492	1,366	1,207	850	803	885
Benares.....	"	242	174	166	127	203	425	458	358	324	345
Persian.....	"	941	379	217	489	612	592	556	388	358	1,120
COTTON GOODS:—											
Shirtings, Grey, Plain.....	<i>Pieces</i>	53,616	54,436	63,367	61,635	67,508	63,652	61,984	48,144	56,738	58,816
" White, ".....	"	16,202	14,281	16,341	16,168	16,332	16,572	15,167	10,420	14,722	13,571
" Dyed, ".....	"	2,129	1,808	2,154	1,869	2,204	2,325	3,115	3,740	6,596	7,756
" Dyed, Figured, } " Brocaded, and } " Spotted..... }	"	1,447	481	859	660	532	625	395	56	420	17
T-Cloths.....	"	172,099	139,176	171,498	192,961	172,065	184,727	194,577	116,074	143,863	130,336
Drills, English.....	"	2,572	2,372	2,788	3,396	6,414	6,500	5,458	3,651	2,615	3,756
" American.....	"	3,762	2,627	3,001	3,380	3,155	3,035	5,376	4,491	10,156	4,759
Chintzes, Furnitures, and } Plain Cotton Prints..... }	"	6,915	8,511	8,543	9,112	8,278	10,963	8,610	3,882	6,971	6,398
Turkey Red Cottons.....	"	10,822	12,021	12,120	12,472	12,974	13,382	13,310	7,352	8,505	6,610
Cotton Italians, Plain and } Figured..... }	"	5,848	5,728	6,719	7,501	8,440	7,692	6,908	5,539	7,193	7,794
Velvets.....	"	674	733	666	728	596	634	732	894	957	878
Jaconets, Cambrics, Lawns, } Muslins, and Dimities..... }	"	11,775	11,910	9,450	9,964	8,028	7,840	8,817	4,797	10,452	9,906
Handkerchiefs.....	<i>Dozens</i>	6,398	5,432	6,798	8,965	8,850	8,476	9,776	6,746	9,823	11,512
Towels.....	"	4,211	2,397	2,931	3,835	4,595	3,325	6,532	2,712	5,390	6,079
Cotton Flannel.....	<i>Pieces</i>	4,842	3,265	6,088	2,607	1,657	2,483	3,741	1,620	2,855	2,896
" Yarn, Indian.....	<i>Piculs</i>	8,240	10,784	15,941	26,016	26,857	30,679	23,851	17,904	29,365	29,066
" " Japanese.....	"	9	...	662	1,179	8,423	1,681	4,388	501
WOOLLEN GOODS:—											
Camlets, English.....	<i>Pieces</i>	3,695	3,430	2,731	2,440	2,454	2,182	2,450	1,636	1,696	1,564
Lastings.....	"	1,911	2,080	1,554	1,167	1,417	1,329	1,129	909	940	649
Long Ells.....	"	757	634	723	795	593	608	580	272	466	314
Spanish Stripes.....	"	2,320	1,939	1,835	1,969	2,137	1,608	1,344	908	868	866
Cloth, Broad, Medium, Habit, } and Russian..... }	"	427	269	362	303	364	380	441	269	648	309
Lustres and Orleans.....	"	264	414	381	599	726	656	631	376	583	506
Blankets.....	<i>Pairs</i>	1,458	855	1,267	1,811	1,698	1,580	2,073	1,354	2,609	1,198
METALS:—											
Iron, Nail-rod and Bar.....	<i>Piculs</i>	5,445	562	289	1,014	277	1,896	1,738	667	518	703
Tin, in Slabs.....	"	3,339	5,276	6,595	7,089	4,364	3,654	4,021	3,041	5,852	3,861
Lead, in Pigs.....	"	34,897	36,127	26,590	27,419	16,489	28,915	20,656	21,466	13,933	19,735

Comparative Table of the principal Articles of Import—*Contd.*

DESCRIPTION OF GOODS.	Classifier of Quantity.	1893.	1894.	1895.	1896.	1897.	1898.	1899.	1900.	1901.	1892.
METALS, continued:—											
Steel.....	<i>Piculs</i>	705	360	278	1,507	924	5,478	10,059	3,770	977	1,307
Quicksilver.....	"	71	82	96	95	91	102	79	69	67	52
SUNDRIES:—											
Coal.....	<i>Tons</i>	12,328	4,146	4,426	17,769	4,949	3,379	15,197	6,252	7,610	8,696
Dyes, Aniline.....	<i>Value, Hk. Tls.</i>	24,108	25,108	30,260	33,475	32,395	36,945	36,072	33,838	48,500	41,071
Flour.....	<i>Piculs</i>	3,955	4,855	8,650	8,669	7,294	23,724	44,238	21,580	28,122	32,853
Matches, Japan.....	<i>Gross</i>	141,634	169,977	144,290	163,131	185,709	236,964	236,117	183,438	160,100	216,593
Oil, Kerosene.....	<i>Galls.</i>	1,661,790	1,126,080	1,941,460	2,108,865	3,002,200	2,282,325	3,093,000	2,627,850	2,651,970	2,938,690
Sugar, White and Refined.....	<i>Piculs</i>	4,739	2,317	1,201	171	3,294	...	36,813	34,219	63,839	52,823

TABLE No. 2.—EXPORT TRADE.

Comparative Table of the principal Articles of Export, for the Years 1893 to 1902.

DESCRIPTION OF GOODS.	Classifier of Quantity.	1893.	1894.	1895.	1896.	1897.	1898.	1899.	1900.	1901.	1902.
Bamboo Shoots.....	<i>Piculs</i>	44,239	55,153	66,694	59,160	62,924	57,785	70,413	52,585	66,873	80,286
Canes.....	<i>Pieces</i>	531,400	299,162	343,600	338,560	599,017	323,910	237,000	81,980	123,551	134,224
Feathers, Duck, Fowl, etc.....	<i>Piculs</i>	1,409	970	1,016	1,009	1,762	1,784	1,037	1,102	1,024	937
Lacquerware.....	"	...	119	59	113	66	73	118	81	84	144
Lung-ngans, Dried.....	"	2,815	4,042	3,968	3,977	4,090	5,181	3,794	3,259	6,705	5,248
Matches, Foochow Match Factory.....	<i>Gross</i>	50,950	187,050	15,650
Mushrooms.....	<i>Piculs</i>	1,531	2,217	1,576	301	902	2,213	2,664	3,663	629	1,980
Oil, Tea.....	"	642	1,026	562	1,580	3,725	2,226	2,749	1,098	1,787	2,880
Olives, Fresh.....	"	6,598	13,448	10,404	20,321	12,936	10,713	23,252	17,395	24,819	7,488
Oranges, Fresh.....	"	39,847	32,674	43,334	51,950	45,037	47,775	58,193	54,163	59,524	35,473
Paper.....	"	25,218	13,859	23,976	59,913	52,594	45,052	45,915	19,105	33,709	37,333
" Joss.....	"	13,064	14,175	16,094	21,952	14,027	8,688	9,448	9,138	16,044	18,784
Plums, Dried and Salted.....	"	4,093	2,473	2,895	2,819	4,435	4,212	4,269	4,412	4,206	5,226
Potatoes.....	"	12,084	19,216	19,757	16,382	10,018	18,606	28,660	32,163	32,213	29,571
Seed, Lily Flower, or Lotus-nuts.....	"	363	835	713	708	605	637	706	593	536	451
Silk, Refuse.....	"	38	60	36	28	...	32	37	47	42	36
Tea, Black.....	"	406,200	394,296	353,793	313,656	258,670	269,309	306,693	256,300	191,012	168,580
" Green.....	"	19	2,901	2,614	78	379	44	63	2	1	942
" Brick, Black.....	"	81,418	85,070	103,945	98,373	57,663	35,962	43,956	34,829	34,844	36,623
Timber, Beams, Soft-wood.....	<i>Pieces</i>	30,273	22,752	6,188	21,234	14,469	8,717	15,475	1,052	2,125	1,711
" Planks,.....	<i>Sq. feet</i>	191,005	193,963	68,081	92,964	26,963	39,684	348,804	129,993	458,294	402,624
Umbrellas, Paper (Kittysols).....	<i>Pieces</i>	30,675	71,763	156,730	277,993	275,542	690,728	303,792	330,418	252,079	351,363
Wood, Poles.....	"	337,886	201,319	152,360	461,104	286,903	296,557	290,835	185,402	298,196	560,873
" for Kerosene Oil Cases, etc.....	"	677,768	2,071,447	2,233,545	600,949

TABLE No. 3.—VALUE OF TRADE.

Comparative Table of the Value of the Trade, for the Years 1893 to 1902.

YEARS.	IMPORTS FROM.		EXPORTS TO		TOTAL IMPORTS AND EXPORTS.	RE-EXPORTS.	TREASURE AND COPPER COINS.		TRANSIT TRADE.	
	Foreign Countries.	Native Ports.	Foreign Countries.	Native Ports.			Imported.	Exported.	Inwards.	Outwards.
	<i>Hk. Ts.</i>	<i>Hk. Ts.</i>	<i>Hk. Ts.</i>	<i>Hk. Ts.</i>	<i>Hk. Ts.</i>	<i>Hk. Ts.</i>	<i>Hk. Ts.</i>	<i>Hk. Ts.</i>	<i>Hk. Ts.</i>	<i>Hk. Ts.</i>
1893.....	4,158,957	2,778,246	5,143,500	1,909,161	13,989,864	149,302	1,638,055	1,756,855	337,211	...
1894.....	4,411,414	2,178,735	4,760,377	2,264,636	13,615,162	164,230	1,686,686	1,731,097	405,342	...
1895.....	4,288,869	2,265,272	5,133,706	2,418,867	14,106,714	84,699	1,772,739	1,161,876	448,456	...
1896.....	4,293,464	2,643,041	4,917,873	2,942,028	14,796,406	133,642	1,815,624	1,226,226	446,776	...
1897.....	4,342,107	2,524,382	4,291,447	2,549,819	13,707,755	151,261	949,897	1,260,242	385,561	...
1898.....	5,040,431	2,602,464	5,741,464	2,501,109	15,885,168	159,260	1,254,949	1,493,132	572,859	...
1899.....	5,985,844	3,060,699	5,846,230	2,647,077	17,539,847	188,040	1,232,331	3,302,498	530,942	...
1900.....	4,828,133	4,006,907	5,402,070	1,619,485	15,856,595	514,770	1,423,196	4,535,293	348,142	...
1901.....	5,527,251	4,068,563	2,882,471	3,072,892	15,551,177	1,118,661	825,013	2,034,109	301,757	...
1902.....	5,777,695	4,179,486	3,094,760	3,941,232	16,993,173	1,700,283	1,643,708	2,149,894	286,581	5,727

TABLE No. 4.—SHIPPING.

Comparative Table of Shipping, for the Years 1893 to, 1902.

a.—Under General Regulations.

YEARS.	ENTERED INWARDS.						CLEARED OUTWARDS.					
	STEAMERS.		SAILING VESSELS.		TOTAL.		STEAMERS.		SAILING VESSELS.		TOTAL.	
	No.	Tons.	No.	Tons.	No.	Tons.	No.	Tons.	No.	Tons.	No.	Tons.
1893.....	311	290,467	42	19,162	353	309,629	310	289,404	44	20,099	354	309,503
1894.....	294	293,271	28	14,488	322	307,759	295	294,334	26	13,915	321	308,249
1895.....	268	297,942	19	8,399	287	306,341	267	296,759	20	8,639	287	305,398
1896.....	313	351,292	36	16,396	349	367,688	314	352,475	37	16,729	351	369,204
1897.....	299	315,445	17	5,948	316	321,393	298	314,454	17	5,948	315	320,402
1898.....	279	294,016	35	15,209	314	309,225	279	294,239	35	15,209	314	309,448
1899.....	303	322,589	97	10,561	400	333,150	303	323,323	95	10,543	398	333,866
1900.....	291	351,661	67	7,716	358	359,377	291	351,598	66	7,535	357	359,133
1901.....	336	443,786	56	5,772	392	449,558	334	441,324	55	5,819	389	447,143
1902.....	369	444,250	77	9,207	446	453,457	370	446,666	80	9,191	450	455,857

b.—Under Inland Steam Navigation Rules.

YEARS.	ENTERED INWARDS.		CLEARED OUTWARDS.		TOTAL ENTERED AND CLEARED.	
	No.	Tons.	No.	Tons.	No.	Tons.
1893-99.....
1900.....	1	49	1	49	2	98
1901.....	36	4,888	36	4,888	72	9,776
1902.....	67	7,434	66	7,268	133	14,702

TABLE No. 5.—TREASURE.

Treasure Imported and Exported during the Year 1902.

COUNTRIES FROM WHICH IMPORTED AND TO WHICH EXPORTED.	IMPORTS.					EXPORTS.				
	GOLD.		SILVER.		COPPER COINS.	GOLD.		SILVER.		COPPER COINS.
	In Bars.	In Bars.	In Sycee.	In Dollars.		In Bars.	In Bars.	In Sycee.	In Dollars.	
	Hk. Ta	Hk. Ta	Hk. Ta	Hk. Ta	Hk. Ta	Hk. Ta	Hk. Ta	Hk. Ta	Hk. Ta	
1. FOREIGN COUNTRIES:—										
Hongkong	540,140	...	3,900	611,650	...
TOTAL: 1. FOREIGN COUNTRIES	540,140	...	3,900	611,650	...
2. CHINA:—										
Central Ports.....	4,300	...	59,700	323,948	...	65,795	385,670	61,811
Southern Ports	714,500	1,015,868	1,300
Northern Ports	3,900
Yangtze Ports	1,120
TOTAL: 2. CHINA	4,300	...	59,700	1,039,568	...	65,795	1,401,538	67,011
TOTAL: 1 and 2. FOREIGN COUNTRIES AND CHINA.....	4,300	...	59,700	1,579,708	...	69,695	2,013,188	67,011
GRAND TOTAL.....	4,300	...	1,639,408	69,695	...	2,013,188	...	67,011

TABLE No. 6.—PASSENGER TRAFFIC.

Passenger Traffic during the Year 1902.

PASSENGERS TO					PASSENGERS FROM			
STEAMERS.		SAILING VESSELS.			STEAMERS.		SAILING VESSELS.	
Foreigners.	Natives.	Foreigners.	Natives.		Foreigners.	Natives.	Foreigners.	Natives.
12	946	Hinghua	14	813
1	423	Chianchow	1	393
65	3,881	Amoy	23	4,946
1	856	Swatow	1	605
51	1,525	Santuo	83	1,955
...	37	Wenchow	3
202	3,097	Shanghai.....	169	2,577
...	149	Tientsin.....
...	13	Formosa.....
188	1,477	Hongkong.....	230	904
...	209	Borneo.....
...	515	Sarawak.....
...	Madagascar.....	...	543
520	13,128	TOTAL.....	521	12,739

TABLE No. 7.—TEA.

Export and Re-export of Tea during the Year 1902.

EXPORTED.																
DESTINATION.	CONGOU.	OOLONG.	SOUCHONG.	POUCHONG.	FLOWERY PEKOE.	ORANGE PEKOE.	SCENTED CAPEE.	MIXED.	TOTAL BLACK.	YOUNG HYSON.	GUN-POWDER.	TOTAL GREEN.	DUST.	SIFTINGS.	STALK.	BRICK.
	Piculs.	Piculs.	Piculs.	Piculs.	Piculs.	Piculs.	Piculs.	Piculs.	Piculs.	Piculs.	Piculs.	Piculs.	Piculs.	Piculs.	Pcils.	Piculs.
Great Britain.....	10,667	15	1,442	195	59	475	...	9	12,862
Hongkong.....	10,462	7,857	2,462	400	1,243	710	164	604	23,902	11	...	11	4	1	487	5
India.....	90	90
Singapore and Straits.....	8	26	1	35
Australia.....	301	202	109	...	612
South Africa and Mauritius..	576	576
British America.....	931	931
United States of America.....	23,327	45,782	1	166	...	149	69,425	...	911	911
Continent of Europe, Russia excepted.....	2,786	17	6,916	7	246	30	...	5	10,007	13
Russia <i>via</i> Odessa.....	23	49	103	175
Russian Manchuria.....	13,645
Formosa.....	396	40	436
Turkey in Asia, Egypt, and Aden.....	8	8
Total to Foreign Countries	48,901	53,697	10,821	602	1,695	1,727	273	1,343	119,059	11	911	922	4	14	487	13,650
" " Chinese Ports.....	3,671	7,916	42	214	52	37,458	...	9	49,362	...	20	20	1,047	145	193	22,973
GRAND TOTAL.....	52,572	61,613	10,863	816	1,747	39,185	273	1,352	168,421	11	931	942	1,051	159	680	36,623
RE-EXPORTED.																
DESTINATION.	CONGOU.	OOLONG.	SOUCHONG.	POUCHONG.	FLOWERY PEKOE.	ORANGE PEKOE.	SCENTED CAPEE.	MIXED.	TOTAL BLACK.	DUST.	SIFTINGS.	STALK.	OOLONG, FORMOSA.	POUCHONG, HONGKONG.		
	Piculs.	Piculs.	Piculs.	Piculs.	Piculs.	Piculs.	Piculs.	Piculs.	Piculs.	Piculs.	Piculs.	Piculs.	Piculs.	Piculs.		
Great Britain.....	17,357	21	2,909	76	27	826	...	31	21,247	90	358		
Hongkong.....	7,816	3,866	170	...	340	571	11	8	12,782	...	405	156	...	20		
Singapore and Straits.....	21	21		
Australia.....	72	29	...	101		
South Africa and Mauritius..	7,047	7,047		
British America.....	436	2	16	105	559		
United States of America.....	6,510	6,946	7	64	485	14,012	...	87	...	28	...		
Continent of Europe, Russia excepted.....	9,257	800	11,951	69	446	33	...	2	22,558	12	84	...	2	...		
Russia <i>via</i> Odessa.....	20	262	11	293		
Turkey in Asia, Egypt, and Aden.....	30	30		
Total to Foreign Countries	41,468	11,635	15,053	166	1,105	1,546	104	7,573	78,650	102	934	156	30	20		
" " Chinese Ports.....	2,573	1,463	38	12,124	16,198	4,967	30	140		
GRAND TOTAL.....	44,041	13,098	15,091	166	1,105	13,670	104	7,573	94,848	5,069	964	296	30	20		

AMOY TRADE REPORT,

FOR THE YEAR 1902.

1°. LOCAL.—The course of trade during the first half of the year was not unsatisfactory, but in the later months semi-stagnation prevailed, distinctly traceable to the disastrous fire of October last, which resulted in the destruction of an immense amount of valuable property and consequent contraction of credit. The buying of the Formosan Tea crop was this year transacted entirely at Tamsui, principally by Amoy firms, and the great bulk of it was, as usual, brought here for reshipment to the United States. It is stated that the business, to the Native and Foreigners alike, has resulted in very handsome profits, the largest, in fact, for the past quarter of a century. Unusually big importations of Opium took place during the year, due, however, to exceptional causes, namely, the partial failure of the poppy crop in Szechwan and Yunnan and consequent dearness of the Native drug. The gross value of the trade was *Hk.Tts.* 21,495,449, and the net value, *Hk.Tts.* 17,161,868, both showing increases over the 1901 totals.

2°. REVENUE.—With the exception of a trifling falling off in Export and Coast Trade Duties, the Revenue, as compared with the previous year's figures, shows an advance all along the line; but the increase in Opium Revenue alone accounts for over *Hk.Tts.* 100,000 out of a total increase of *Hk.Tts.* 126,179. The increase is accounted for thus:—

INCREASE.		<i>Hk.Tts.</i>
Import Duty		28,070
Opium „		28,082
„ Likin		74,088
Transit Dues		3,367
Tonnage Dues		2,252
		135,859
DECREASE.		
Export Duty		6,034
Coast Trade Duty		3,646
		9,680
NET INCREASE		<i>Hk.Tts.</i> 126,179

3°. FOREIGN TRADE.—(a.) Imports.—It may be said that all our Imports reach here direct from Foreign countries, chiefly *via* Hongkong, for barely 1 per cent. of these goods have been brought from coast ports. Following the fall in exchange, the silver value of these Imports has risen from *Hk.Tts.* 11,129,448 in 1901 to *Hk.Tts.* 14,157,702, the largest on record; but it must not be supposed that the trade has really made such strides, as one might at first be led to think. The contrary is the case, for, taken as a whole, with the exception of Opium, there is a marked decline in most of the staples. Shirtings, T-Cloths, and all kinds of Yarns show decreases, and in most of the Woollens and Metals, too, there is a downward tendency. Slight advances, however, are recorded in the arrivals of Chintzes, Turkey Reds, Handkerchiefs, Cotton Flannel, and Camlets. Amongst Sundries we

find that Matches, and more especially those of Japanese manufacture, have apparently been in much greater demand. Coal from Japan, too, shows an advance of 7,337 tons. The importation of Morphia rose from 12,435 ounces during the previous year to 19,906 ounces for 1902; this is the largest amount ever imported during 12 months, and, as far as can be known, can only be accounted for by the fact that there was a short importation in 1901, and that during the latter part of the year the drug was rushed in so as to avoid the increased Duty to which it became liable when the Revised Import Tariff became operative. At the end of the year the stocks were heavy and in all probability sufficient for a six months demand. Kerosene Oil shows a decline of nearly 688,000 gallons; the Russian product has entirely disappeared, and its place has been taken by the Sumatra and Borneo illuminant. Drought and consequent short crops led to the largest arrivals of Rice known, chiefly from Rangoon and Siam.

(b.) *Exports*.—The total value of this trade also shows somewhat of an advance, but in reality the tendency to expansion is very slight. Business in Paper, Hemp, Grasscloth, and Vermicelli has been normal, whilst Chinaware, Samshu, and Tobacco show a falling off. The only Tea exported was 6,526 piculs, all of which was for consumption in Java, Siam, and the Straits Settlements by Natives of the province who have emigrated.

(c.) *Re-exports*.—More than the usual quantity of Formosan Tea was re-exported, and, as previously stated, the trade in Tea has been a particularly remunerative one for all concerned.

4°. COAST TRADE.—(a.) *Original Shipments Coastwise* show no development, the figures varying very little as compared with those of the previous year. The steady decline of the export of Sugars of all kinds is an unsatisfactory fact to have to record. In the year 1898 there were 230,925 piculs of this commodity sent away, against 99,572 piculs for the year under review. It is to be hoped that this is not the beginning of the end of this trade as it was with Amoy Tea. Sugar has heretofore been largely shipped to the northern ports, but of late there has been a marked falling off, and it does not seem able to compete with the Java product, which now finds its way to North China.

(b.) *Reshipments Coastwise*.—There is nothing calling for remark under this heading.

(c.) *Coastwise Arrivals*.—These show a value of *Hk.fts* 5,012,629, or a falling off of over *Hk.fts* 300,000 as compared with the preceding year's figures. Beancake declined from 672,965 to 530,509 piculs; Beans of all kinds, from 693,047 to 629,495 piculs; whilst Wheat, on the other hand, advanced from 163,869 to 169,114 piculs. Bean Oil, too, contrary to expectation, and notwithstanding the ever-increasing popularity of Kerosene Oil, has leaped from 8,191 to 20,099 piculs.

5°. INLAND TRANSIT.—(a.) *Inwards*.—These figures do not quite come up to those of the previous year, which were the highest on record. The demand for supplies of Kerosene Oil still continued, as Passes were taken out for 1,389,300 gallons, or nearly double the quantity sent inland during 1901. Merchants availed themselves of the Transit system to convey over 17,000 piculs of Yarn, and a good inland trade was also done in Bicho de Mar (2,757 piculs), Flour (22,617 piculs), Matches (111,330 gross), and White and Refined Sugars (3,956 piculs).

(b.) *Outwards*.—There were 440 Passes issued, against 367 for the previous year, and the trade shows a corresponding advance in value. Camphor has not increased to the extent that was expected, 336 piculs only arriving from inland places, against 182 piculs in 1901. Sugar (especially Brown and Candy), Dried Lichees and Lung-ngans, Leaf Tobacco, and Paper formed the bulk of the trade.

6°. SHIPPING.—The total number of vessels entered and cleared during the year was 1,765, of a total tonnage of 1,983,759 tons, which figures show a slight increase on those for 1901—1,733 vessels, 1,798,457 tons. The entries under the British flag again exhibit a slight falling off, whilst those under the German are nearly double. 31 steamers loaded Formosan Tea for the United States. The entrances and clearances under the Inland Navigation Rules show a considerable increase in the number of launches cleared, though the tonnage figures remain about the same. The year cannot be said to have been a profitable one for shipping. Freights were steady but low during the greater part of the 12 months. The plague season, of course, affected the number of vessels calling for emigrants: to the Philippines emigration was entirely stopped for a time, while the Straits traffic was unremunerative for some months. The disastrous fire did not exclude the shipping firms from its list of sufferers. The market generally was upset for two to three months, and consequently the import of cargo from Hongkong and elsewhere was curtailed. Competition and the ensuing cheap fares made 1902 a bad year for launch-owners, and several of the smaller Chinese-owned vessels were sold to the Osaka Shosen Kaisha, their proprietors being unable even to pay running expenses while opposing the subsidised craft of the Japanese company.

7°. PASSENGER TRAFFIC.—The demand for labourers in the Straits was somewhat brisker than during the previous year, and 77,000 emigrants proceeded there, against 69,000 during 1901. Compared with the figures for the preceding 12 months there was a falling off in the number of Native passengers to Manila of some 22 per cent., owing to the stringent restrictions imposed there. The steam-launch traffic to and from the inland towns continues as large as ever, and, as stated previously, rates are being steadily reduced by the ever-increasing competition.

8°. TREASURE.—The import of British Trade Dollars and Japanese Yen was valued at *Hk.Tts.* 3,015,234, and the export, at *Hk.Tts.* 2,688,911. Copper Coins to the value of *Hk.Tts.* 1,333 only were sent from the Mint at Foochow and were eagerly snapped up by the Natives, being now almost unobtainable in Amoy and its vicinity. The presumption is that they are hoarded by the more wealthy inhabitants. More could undoubtedly be used, as the Coins—1 cent and 2 cents, as well as $\frac{1}{2}$ cent—are very handy ones; but the Mint authorities find the Shanghai market a more profitable one for their disposal.

9°. OPIUM.—(a.) *Foreign.*—The partial failure of the Native poppy crops in Szechwan and Yunnan was followed by a very large import of the Foreign drug, and the figures—3,486 piculs—compare very favourably with those of the three preceding years, viz., 1899, 2,984 piculs; 1900, 2,458 piculs; and 1901, 2,556 piculs. Of the total imported, 2,590 piculs were Benares, against an arrival of 2,300 piculs of that variety during the previous 12 months. In the absence from the market of the comparatively cheap Native product, there was a revived demand for Persian, which is similar in flavour, and the import rose from 64 piculs in 1901 to 776 piculs. The disastrous fire destroyed nearly all the Opium shops, and business was at a standstill for some three weeks. The year, however, was a profitable one, and prices ranged high. Benares touched \$1,010, and Persian, towards the close of the year, \$730, per chest.

(b.) *Native.*—The poverty of the crop, referred to above, curtailed the import very considerably, and 842.30 piculs only reached the port *via* Shanghai. Of this importation, 143.38 piculs were Szechwan and 668.51 piculs Yunnan, against arrivals of 169 piculs of the former and 1,237 piculs of the latter variety during the previous year. Prices of course rose, and the early part of the year saw that of the Szechwan product at \$560 per chest, while ere the close there was an augmentation in the market value of some \$200.

10°. MISCELLANEOUS.—A fire, which soon developed into gigantic proportions, broke out about a quarter of a mile from this office on the morning of the 3rd October. By the afternoon the flames had reached the back of the British Concession and attacked the Custom House, as well as the adjacent hongs; but, by blowing up some of the back premises and through the energy of the staff, the Customs building was saved, although part of it was left in a wrecked condition. By 5 P.M. the back premises of our neighbours, the Bank of Taiwan, were ablaze; Messrs. DOUGLAS, LAPRAIK'S hong was in flames, followed, as night closed in, by Messrs. JARDINE, MATHESON & Co.'s two houses and godowns, which were totally destroyed. It was not until the following day that we were in safety. It has been estimated by some that the loss amounted to \$5,000,000, but there is good reason to believe that \$3,000,000 is nearer the mark. The chief sufferers were Piece Goods dealers in Hongkong. The Native official reports show that over 1,000 houses were destroyed and 2,300 families rendered destitute. The casualties were few: six or seven Natives were supposed to have lost their lives after the fire by falling *débris*, and the master of the s.s. *Wenchow* was killed by the collapse of a wall. The effect on trade was disastrous for the remainder of the year, and for fully two months business in Imports, with the exception of Opium, was practically at a standstill: for not only was money tight and Hongkong and Shanghai dealers refused to send their goods unless they were paid for in advance, but Native merchants were unable to obtain office or godown accommodation. The traces of the fire are being slowly obliterated by the erection of new houses and shops, most of which are being built in an improved style; the buildings are of brick, two and sometimes three stories high. The Imperial Post has made satisfactory progress during the year, and requests have been received to extend the service as much as possible: new offices are about to be opened. The Regulations for the establishment of an International Settlement on the island of Kulangsu have been finally approved, and a Council is to be elected by the ratepayers at an early date.

C. LENOX SIMPSON,

Commissioner of Customs.

AMOY, 26th February 1903.

AMOY TRADE RETURNS, FOR THE YEAR 1902.

A.—GENERAL TABLES.

TABLE No. I.—SHIPPING.

Number and Tonnage of Vessels Entered and Cleared under each Flag,
for the Year ended 31st December 1902.

a.—Under General Regulations.

FLAG.	STEAMERS.													
	ENTERED INWARDS.						CLEARED OUTWARDS.						TOTAL ENTERED AND CLEARED.	
	With Cargo.		In Ballast.		TOTAL.		With Cargo.		In Ballast.		TOTAL.		No.	Tons.
	No.	Tons.	No.	Tons.	No.	Tons.	No.	Tons.	No.	Tons.	No.	Tons.		
British.....	435	503,417	89	154,317	524	657,734	494	616,948	29	41,893	523	658,841	1,047	1,316,575
American.....	2	1,630	6	8,219	8	9,849	4	5,387	2	3,464	6	8,851	14	18,700
German.....	24	32,962	9	12,521	33	45,483	35	35,915	6	7,288	31	43,203	64	88,686
Dutch.....	5	5,365	5	5,365	4	4,130	1	1,235	5	5,365	10	10,730
Danish.....	1	1,668	4	3,456	5	5,124	5	5,124	5	5,124	10	10,248
Norwegian.....	7	4,082	7	4,082	6	3,699	1	383	7	4,082	14	8,164
Swedish.....	9	8,610	1	698	10	9,308	10	9,308	10	9,308	20	18,616
Japanese.....	205	178,120	9	11,558	214	189,678	210	187,584	5	2,761	215	190,345	429	380,023
Chinese.....	50	46,085	18	15,932	68	62,017	59	54,329	7	6,008	66	60,337	134	122,354
Total Steamers.....	738	781,939	136	206,701	874	988,640	817	922,424	51	63,032	868	985,456	1,742	1,974,096
	SAILING VESSELS.													
British.....	3	1,483	1	517	4	2,000	1	517	5	3,820	6	4,337	10	6,337
American.....	1	1,467	1	1,467	1	1,467	1	1,467	2	2,934
Japanese.....	5	177	5	177	4	154	2	61	6	215	11	392
Total Sailing Vessels	9	3,127	1	517	10	3,644	5	671	8	5,348	13	6,019	23	9,663
GRAND TOTAL.....	747	785,066	137	207,218	884	992,284	822	923,095	59	68,380	881	991,475	1,765	1,983,759

b.—Under Inland Steam Navigation Rules.

FLAG.	ENTERED INWARDS.						CLEARED OUTWARDS.						TOTAL ENTERED AND CLEARED.	
	With Cargo.		In Ballast.		TOTAL.		With Cargo.		In Ballast.		TOTAL.		No.	Tons.
	No.	Tons.	No.	Tons.	No.	Tons.	No.	Tons.	No.	Tons.	No.	Tons.		
British.....	2,375	63,611	2,375	63,611	2,396	63,925	2,396	63,925	4,771	127,536
Spanish.....	380	11,864	380	11,864	381	11,791	381	11,791	761	23,655
Japanese.....	1,008	20,080	1,008	20,080	1,016	19,717	1,016	19,717	2,024	39,797
Chinese.....	1,303	46,964	1,303	46,964	1,312	47,384	1,312	47,384	2,615	94,348
TOTAL.....	5,066	142,519	5,066	142,519	5,105	142,817	5,105	142,817	10,171	285,336

TABLE No. II.—GROSS AND NET VALUES OF THE TRADE OF AMOY,
1900 TO 1902.

	1900.		1901.		1902.	
	NET VALUES.	GROSS VALUES.	NET VALUES.	GROSS VALUES.	NET VALUES.	GROSS VALUES.
FOREIGN GOODS.	<i>Hk. \$s</i>	<i>Hk. \$s</i>	<i>Hk. \$s</i>	<i>Hk. \$s</i>	<i>Hk. \$s</i>	<i>Hk. \$s</i>
Imported from Foreign Countries and Hongkong.....	11,076,220		11,129,448		14,157,702	
Imported from Chinese Ports	61,563		72,710		88,571	
Total Foreign Imports		11,137,783		11,202,158		14,246,273
Re-exported to Foreign Countries and Hongkong..	3,792,770		3,484,740		4,084,626	
Re-exported to Chinese Ports (chiefly to Southern and Central Ports)	125,013		162,163		91,955	
Total Foreign Re-exports	3,917,783		3,646,903		4,176,581	
Net Total Foreign Imports	7,220,000		7,555,255		10,069,692	
NATIVE PRODUCE.						
Imported (chiefly from Northern and Central Ports)		5,062,970		5,316,367		5,012,629
Re-exported to Foreign Countries.....	182,988		169,586		146,417	
Re-exported to Chinese Ports.....	77,751		8,157		10,583	
Total Native Re-exports	260,739		177,743		157,000	
Net Total Native Imports	4,802,231		5,138,624		4,855,629	
Native Produce of local origin Exported to Foreign Countries	1,239,856		1,216,703		1,454,426	
Native Produce of local origin Exported to Chinese Ports	681,141		808,476		782,121	
Total Exports of local origin ...		1,920,997		2,025,179		2,236,547
Gross Value of the Trade of the Port		18,121,750		18,543,704		21,495,449
Net Value of the Trade of the Port, i.e., Foreign and Native Imports less Re-exports, and Native Exports of local origin	13,943,228		14,719,058		17,161,868	

TABLE No. III.—TRADE IN FOREIGN GOODS.—Imports and Re-exports.

DESCRIPTION OF GOODS.	Classifier of Quantity.	IMPORTS FROM FOREIGN COUNTRIES AND HONGKONG.		IMPORTS FROM CHINESE PORTS.		RE-EXPORTS TO FOREIGN COUNTRIES AND HONGKONG.		RE-EXPORTS TO CHINESE PORTS.		NET TOTAL IMPORTS.	
		Quantity.	Value.	Quantity.	Value.	Quantity.	Value.	Quantity.	Value.	Quantity.	Value.
OPIUM:—											
			<i>Hk. Ts</i>		<i>Hk. Ts</i>		<i>Hk. Ts</i>		<i>Hk. Ts</i>		<i>Hk. Ts</i>
Malwa	<i>Piculs</i>	73.45	57,032	73.45	57,032
Patna	"	46.06	29,300	46.06	29,300
Benares	"	2,590.31	1,643,472	2,590.31	1,643,472
Persian	"	828.76	483,241	5.10	2,698	28.08	15,914	29.31	15,266	776.47	454,759
COTTON GOODS:—											
Shirtings, Grey, Plain	<i>Pieces</i>	25,547	60,178	25,547	60,178
" White, "	"	44,143	173,929	50	200	44,093	173,729
White Cotton Lenos	"	923	1,286	923	1,286
Shirtings, Dyed, Plain	"	7,228	19,746	21	84	7,207	19,662
" Dyed, Figured, Brocaded, and Spotted	"	13,600	43,385	53	143	13,547	43,242
Dyed Cotton Lenos	"	4,916	12,781	48	158	4,868	12,623
T-Cloths, 32 inches	"	57,786	71,110	525	819	57,261	70,291
Drills, English	"	124	331	124	331
" Dutch	"	36	104	36	104
" American	"	528	1,536	2	6	530	1,542
Jeans, English	"	7	18	7	18
" American	"	3	8	3	8
Chintzes	"	11,721	21,803	11,721	21,803
Printed Cotton Lenos	"	170	566	170	566
Turkey Red Shirtings	"	6,725	18,198	6,725	18,198
Cotton Italians, Plain	"	6,423	48,567	22	118	89	669	6,356	48,016
" Figured	"	381	1,270	381	1,270
Velvets	"	654	3,377	12	60	642	3,317
Cambrics, Plain and Printed	"	820	820	820	820
Lawns, " "	"	2,130	2,130	2,130	2,130
Muslins, " "	"	15	13	15	13
Handkerchiefs, Cotton	<i>Dozens</i>	4,435	2,274	200	105	4,635	2,379
Towels	"	5,250	2,890	150	66	5,400	2,956
" Japanese	"	2,817	1,553	2,817	1,553
Blue Mottles	<i>Pieces</i>	3,380	21,484	40	240	3,340	21,244
Cotton Spanish Stripes	"	129	903	129	903
" Flannel	"	7,574	34,130	120	144	7,694	34,274
" " Japanese	"	557	564	557	564
Oxford Shirtings	"	63	308	63	308
Cotton Cretonne	"	189	1,321	189	1,321
Japanese Cotton Cloth	"	12,761	10,697	12,761	10,697
" " Grape	"	4,407	2,423	4,407	2,423
Mosquito Netting	"	48	103	48	103
Cotton Goods, Unclassed	"	278	524	4	47	282	571
" Yarn, English	<i>Piculs</i>	3	92	3	92
" " Indian	"	51,524	1,069,313	51,524	1,069,313
" " Hongkong	"	2,184	46,265	2,184	46,265
" " Japanese	"	1,167	25,280	50	1,079	1,217	26,359
" Thread	"	72	5,735	...	9	72	5,744
" Cord	"	11	774	11	774
WOOLLEN GOODS:—											
Camlets, English	<i>Pieces</i>	3,943	40,088	3,943	40,088
Lastings, Plain	"	884	7,765	884	7,765
Long Ells	"	509	2,755	509	2,755
Spanish Stripes	"	745	14,917	745	14,917
" " Imitation	"	216	1,704	216	1,704
Cloth, Broad and Medium	"	201	9,969	201	9,969
Blankets	<i>Pairs</i>	1,067	3,593	1,067	3,593

TABLE No. III.—TRADE IN FOREIGN GOODS.—Imports and Re-exports—Cont^d.

DESCRIPTION OF GOODS.	Classifier of Quantity.	IMPORTS FROM FOREIGN COUNTRIES AND HONGKONG.		IMPORTS FROM CHINESE PORTS.		RE-EXPORTS TO FOREIGN COUNTRIES AND HONGKONG.		RE-EXPORTS TO CHINESE PORTS.		NET TOTAL IMPORTS.	
		Quantity.	Value.	Quantity.	Value.	Quantity.	Value.	Quantity.	Value.	Quantity.	Value.
WOOLLEN GOODS, continued:—											
			<i>Hk. Tls</i>		<i>Hk. Tls</i>		<i>Hk. Tls</i>		<i>Hk. Tls</i>		<i>Hk. Tls</i>
Union or Poncho Cloth.....	<i>Pieces</i>	32	328	32	328
Flannel.....	"	29	334	29	334
Tweeds.....	"	4	51	4	51
Serges.....	"	6	76	6	76
Italian Cloth, Plain and Figured.....	"	125	1,234	9	90	116	1,144
Reps or Metz Cords.....	"	8	175	8	175
Bombazettes.....	"	29	335	29	335
Bunting.....	"	3	19	3	19
Woolen Goods, Unclassed.....	"	27	431	27	431
" Yarn and Cord.....	<i>Piculs</i>	235	21,608	60	5,279	3	270	292	26,617
MISCELLANEOUS PIECE GOODS:—											
Canvas.....	<i>Bolts</i>	75	1,489	57	284	51	408	81	1,365
Miscellaneous Piece Goods, Unclassed.....	<i>Pieces</i>	53	1,291	2	128	55	1,419
METALS:—											
Iron, Nail-rod.....	<i>Piculs</i>	974	4,994	974	4,994
" Bar.....	"	398	1,633	398	1,633
" Sheets and Plates.....	"	262	1,246	21	135	283	1,381
" Sheets and Plates, Galvanized.....	"	25	202	25	202
" Wire.....	"	579	4,913	579	4,913
" Rope.....	"	8	123	4	54	12	177
" Pig and Kentledge.....	"	286	467	286	467
" Old.....	"	5,074	7,626	17	120	5,057	7,506
" Nails.....	"	1,142	6,002	3	30	3	30	1,142	6,003
" Rivets.....	"	61	455	61	455
" Chains.....	"	126	1,205	18	266	144	1,471
" Nuts, Bolts, and Washers.....	"	21	318	21	318
" Tubes.....	<i>Value</i>	...	1,291	...	83	1,374
Ironware, Unclassed.....	<i>Piculs</i>	221	3,860	20	250	14	131	227	3,979
Tin, in Slabs.....	"	4,593	227,585	576	28,481	4,017	199,104
Tinplates.....	"	4,779	34,276	249	1,917	5,028	36,193
Lead, in Pigs.....	"	1,163	7,812	50	302	1,113	7,510
" Sheets.....	"	8	91	8	91
" Pipes.....	"	7	76	7	76
" Old.....	"	39	391	39	391
Copper, Rod.....	"	4	182	4	182
" Sheets and Plates.....	"	22	739	22	739
" Nails.....	"	8	460	8	460
" Old.....	"	6	187	5	160	1	27
" Wire.....	"	26	614	26	614
" Slabs.....	"	4	113	4	113
" Tubes.....	"	6	371	6	371
Yellow Metal, Sheets.....	"	201	5,985	3	163	204	6,148
Brass Wire.....	"	20	564	14	338	34	902
" Rod.....	"	5	176	5	176
" Sheets and Plates.....	"	23	739	23	739
" Tubes.....	"	5	278	5	278
" Old.....	"	210	3,754	210	3,754
Brassware.....	"	53	1,621	12	276	65	1,897
Steel Bars.....	"	602	4,269	602	4,269
" Plates.....	"	2,151	9,573	11	25	2,162	9,598

TABLE No. III.—TRADE IN FOREIGN GOODS.—Imports and Re-exports—Cont^d.

DESCRIPTION OF GOODS.	Classifier of Quantity.	IMPORTS FROM FOREIGN COUNTRIES AND HONGKONG.		IMPORTS FROM CHINESE PORTS.		RE-EXPORTS TO FOREIGN COUNTRIES AND HONGKONG.		RE-EXPORTS TO CHINESE PORTS.		NET TOTAL IMPORTS.	
		Quantity.	Value.	Quantity.	Value.	Quantity.	Value.	Quantity.	Value.	Quantity.	Value.
METALS, continued:—											
Steel Angles.....	Piculs	140	Hk. \$s 976	...	Hk. \$s	Hk. \$s	Hk. \$s ...	140	976
Quicksilver.....	"	187	21,248	187	21,248
White Metal or German Silver.....	"	3	181	48	2,436	9	434	42	2,183
Zinc.....	"	56	882	3	9	59	891
Coloured and Decorated Tinplates.....	"	47	298	30	255	77	553
Metals, Unclassed.....	Value	...	3,102	32	...	3,070
SUNDRIES:—											
Aerated Waters.....	Value	...	1,616	...	651	2,267
Almonds.....	Piculs	67	1,743	67	1,743
Ammunition.....	Value	...	1,075	50	1,025
Aniseed, Star, Whole.....	Piculs	125	2,433	125	2,433
Arsenic.....	"	130	1,316	130	1,316
Awabi.....	"	240	9,193	27	1,219	267	10,412
Basins.....	Gross	85	1,480	85	1,480
Beans and Peas.....	Piculs	2,696	5,444	2,696	5,444
Beer and Porter.....	Value	...	14,322	...	45	...	31	14,336
Bicho de Mar, Black.....	Piculs	23	742	73	2,515	96	3,257
" " White.....	"	7,298	77,754	7,298	77,754
Birds Nests, 1st Quality.....	Catties	546	14,079	11	352	535	13,727
" " 2nd ".....	"	3,046	53,846	3,046	53,846
" " 3rd ".....	"	1,583	7,055	1,583	7,055
Biscuits, in Tins.....	Dozens	1,426	3,709	1	2	1,427	3,711
Bones, Cow.....	Piculs	4,598	6,111	4,598	6,111
Books.....	Value	...	2,224	...	629	...	293	2,560
Bottles, Empty.....	"	...	8,035	...	12	...	169	7,878
Boxes, Fancy.....	"	...	973	...	546	1,519
Braid, Llama.....	Piculs	124	9,804	124	9,804
Brandy.....	Value	...	1,702	16	1,686
Butter and Cheese.....	"	...	4,145	...	529	4,674
Buttons, Brass and Fancy.....	Gross	2,969	1,111	4,667	1,336	300	73	7,336	2,374
" " Native.....	Piculs	41	2,476	41	2,476
Camphor, Baroos, Clean.....	Catties	20	1,019	20	1,019
Candles.....	Boxes	912	1,765	324	798	1,236	2,563
Cardamoms, Superior.....	Piculs	20	2,127	20	2,127
" Inferior.....	"	32	1,702	32	1,702
Cement.....	"	1,119	1,496	6	9	211	316	914	1,189
China-root.....	"	329	3,329	329	3,329
Cigarette Paper.....	Value	...	2,285	2,285
Cigarettes.....	"	...	6,671	...	128	...	365	...	9	...	6,425
Cigars.....	"	...	4,401	165	4,236
Cinnabar.....	Piculs	9	945	9	945
Cinnamon.....	"	60	6,508	60	6,508
Clams, Dried.....	"	129	1,190	129	1,190
Clocks.....	Pieces	2,425	5,819	1	10	61	131	2,365	5,698
Clothing.....	Value	...	11,870	...	8,242	...	4,302	...	10,116	...	5,694
Cloves.....	Piculs	52	937	52	937
Coal.....	Tons	23,006	124,847	5,698	29,149	3,584	20,951	13,724	74,747
Coke.....	"	41	1,154	41	1,154
Compoys.....	Piculs	309	10,713	10	430	319	11,143
Confectionery, in Bottles.....	Value	...	1,631	1,631
Corks.....	Gross	12,226	2,042	12,226	2,042
Cosmetics, Hair.....	Value	...	2,200	...	80	2,280
Cotton, Raw, Indian.....	Piculs	616	9,652	616	9,652
" " other Places.....	"	30	470	30	470
" Waste.....	"	83	874	2	10	29	174	31	126	25	584

TABLE No. III.—TRADE IN FOREIGN GOODS.—Imports and Re-exports—Cont^d

DESCRIPTION OF GOODS.	Classifier of Quantity.	IMPORTS FROM FOREIGN COUNTRIES AND HONGKONG.		IMPORTS FROM CHINESE PORTS.		RE-EXPORTS TO FOREIGN COUNTRIES AND HONGKONG.		RE-EXPORTS TO CHINESE PORTS.		NET TOTAL IMPORTS.	
		Quantity.	Value.	Quantity.	Value.	Quantity.	Value.	Quantity.	Value.	Quantity.	Value.
<i>SUNDRIES, continued :—</i>											
Mushrooms.....	Piculs	93	4,673	93	4,673
Musical Instruments.....	Value	...	1,153	...	245	...	517	...	445	...	436
Mussels, Dried.....	Piculs	5,296	50,446	5,296	50,446
Oil, Kerosene, American.....	Galls.	566,240	84,961	11,000	1,613	555,240	83,348
" " Borneo, in bulk.....	"	742,270	80,895	742,270	80,895
" " Sumatra, in bulk.....	"	1,418,660	158,247	1,418,660	158,247
" Castor.....	Piculs	92	982	92	982
" Linseed.....	Galls.	795	1,215	795	1,215
" Paint.....	"	4,248	1,845	300	265	4,548	2,110
" Wood.....	Piculs	122	1,057	122	1,057
Ornaments.....	Pieces	2,418,668	3,692	480,889	372	369	126	2,899,188	3,938
Paints, Assorted.....	Piculs	409	5,730	...	21	8	411	401	5,340
Paper, 1st Quality.....	"	344	8,775	10	211	9	163	345	8,823
" Pith.....	"	56	1,199	4	72	38	821	14	306
Perfumery.....	Value	...	2,634	...	12	2,646
Photographic Materials.....	"	...	1,687	...	67	1,754
Prawns and Shrimps, Dried.....	Piculs	9,986	90,097	57	569	10,043	90,666
Preserves.....	"	80	1,072	80	1,072
Provisions.....	Value	...	13,488	...	39	13,527
Purses.....	Dozens	8,585	5,765	8,585	5,765
Putchuck.....	Piculs	74	1,353	74	1,353
Raisins.....	"	122	1,236	122	1,236
Rattans, Whole.....	"	1,361	7,760	3	15	1,358	7,745
Rice.....	"	1,181,145	2,787,503	1,181,145	2,787,503
" Paddy.....	"	15,540	25,796	15,540	25,796
Rugs.....	Pieces	2,454	3,229	112	109	2,566	3,338
Safes.....	"	32	2,167	32	2,167
Sago.....	Piculs	914	4,061	86	287	828	3,774
Samshu.....	"	421	1,926	16	140	1	8	436	2,058
Sandalwood.....	"	1,272	11,840	9	93	1,263	11,747
Sapanwood.....	"	899	2,509	899	2,509
Scales.....	Pieces	100	1,413	2	13	102	1,426
Sea Rattans.....	"	19,760	4,072	4,000	885	15,760	3,187
Seed, Indigo.....	Piculs	790	5,032	790	5,032
" Sesamum.....	"	326	1,557	326	1,557
Sharks Fins, Black.....	"	57	1,893	57	1,893
" White.....	"	55	3,323	1	74	54	3,249
Shell-fish.....	"	1,104	12,155	1,104	12,155
Shoes and Boots, Silk and Cotton.....	Pairs	11,269	9,167	11,269	9,167
Silk reeled from Dupions.....	Piculs	9	1,290	9	1,290
" Piece Goods.....	"	78	44,251	...	6	78	44,251
" and Cotton Mixtures.....	"	27	5,637	27	5,637
" " Ribbons.....	"	3	692	3	692
" " Ribbons.....	Value	8,699	8,699
" " Ribbons.....	Piculs	5	2,233	5	2,233
Sinews, Cow.....	"	1,831	31,898	1,831	31,898
" Deer.....	"	1,015	24,775	1,015	24,775
Skins, Pig.....	"	401	3,951	401	3,951
Soap.....	Value	...	8,516	...	70	8,586
Socks and Stockings (Pairs).....	Dozens	9,106	5,107	9,106	5,107
Soda.....	Piculs	214	1,092	52	217	266	1,309
Stationery.....	Value	...	6,890	...	1,244	17	...	8,117
Stores, Household.....	"	...	4,033	...	1,183	8	...	5,208
Sugar, Brown.....	Piculs	1,445	4,891	228	684	1,217	4,207
" White.....	"	13,693	66,802	69	344	13,624	66,458

TABLE No. III.—TRADE IN FOREIGN GOODS.—Imports and Re-exports—Cont^d

DESCRIPTION OF GOODS.	Classifier of Quantity.	IMPORTS FROM FOREIGN COUNTRIES AND HONGKONG.		IMPORTS FROM CHINESE PORTS.		RE-EXPORTS TO FOREIGN COUNTRIES AND HONGKONG.		RE-EXPORTS TO CHINESE PORTS.		NET TOTAL IMPORTS.	
		Quantity.	Value.	Quantity.	Value.	Quantity.	Value.	Quantity.	Value.	Quantity.	Value.
<i>SUNDRIES, continued:—</i>											
Sugar, Refined.....	Piculs	13,127	66,124	50	250	13,077	65,874
" Candy.....	"	1,682	13,099	1,682	13,099
Tallow, Refuse.....	"	2,156	12,972	2,156	12,972
Tea, Black.....	"	135,501	4,070,132	133,595	4,014,083	35	1,066	1,871	54,983
Teapots in Cases.....	Pieces	3,930	1,018	3,930	1,018
Telegraphic Materials.....	Value	3,248	718	...	2,530
Timber, Beams, Hard-wood.....	Pieces	33	912	33	912
" " Soft-wood.....	"	6	284	6	284
" Planks, Hard-wood.....	"	4,056	3,258	32	207	4,088	3,465
" " Soft-wood.....	"	885	1,673	885	1,673
Tobacco.....	Value	...	665	75	590
" Leaf.....	Piculs	888	5,206	888	5,206
" Prepared.....	"	65	1,129	65	1,129
Toys.....	Value	...	2,951	...	44	2,995
Umbrellas.....	Pieces	8,900	3,486	8,900	3,486
" Japanese.....	"	1,655	655	1,655	655
Varnish.....	Piculs	346	6,959	346	6,959
Vermicelli.....	"	476	3,820	476	3,820
Vermilion.....	"	24	2,460	24	2,460
Whisky.....	Value	...	4,892	...	208	...	114	4,986
Wine.....	"	...	14,894	...	89	...	2,098	...	136	...	12,749
Wood, Garoo.....	Piculs	11	939	11	939
" Laka.....	"	183	731	183	731
" Scented and Fragrant.....	"	126	4,692	7	330	119	4,462
Sundries, Unenumerated.....	Value	...	49,900	...	2,157	...	2,434	...	1,836	...	47,787
TOTAL.....	Hk. Ts	...	14,157,702	...	88,571	...	4,084,626	...	91,955	...	10,069,692

SUMMARY.

IMPORTS from Great Britain.....	<i>Hk. Ta</i>	60
" " Hongkong	"	7,520,936
" " Singapore and Straits.....	"	4,313,083
" " United States of America.....	"	85,933
" " Philippine Islands	"	4,584
" " Continent of Europe, Russia excepted...	"	1,468
" " Japan	"	71,339
" " Formosa.....	"	4,139,263
" " Cochin China, Tonkin, and Annam.....	"	302,638
" " Siam.....	"	650,350
" " Java.....	"	68,948
Total from Foreign Countries.....	<i>Hk. Ta</i>	14,157,702
Imports from Chinese Ports	"	88,571
TOTAL FOREIGN IMPORTS.....	<i>Hk. Ta</i>	14,246,273
RE-EXPORTS to Great Britain.....	<i>Hk. Ta</i>	53,389
" " Hongkong.....	"	177,940
" " Singapore and Straits.....	"	41,526
" " British America.....	"	8,196
" " United States of America.....	"	3,539,841
" " Philippine Islands	"	4,127
" " Japan.....	"	1,777
" " Formosa	"	8,893
" " Cochin China, Tonkin, and Annam.....	"	14,912
" " Siam.....	"	7,954
" " Java.....	"	226,071
Total to Foreign Countries.....	<i>Hk. Ta</i>	4,084,626
RE-EXPORTS to Northern Ports.....	<i>Hk. Ta</i>	3,665
" " Yangtze Ports	"	3,325
" " Central Ports.....	"	27,736
" " Southern Ports.....	"	57,229
Total to Chinese Ports.....	<i>Hk. Ta</i>	91,955
TOTAL FOREIGN RE-EXPORTS	<i>Hk. Ta</i>	4,176,581
NET TOTAL FOREIGN IMPORTS.....	<i>Hk. Ta</i>	10,069,692

TABLE No. IV.—TRADE IN NATIVE PRODUCE.—Imports and Re-exports.

DESCRIPTION OF GOODS.	Classifier of Quantity.	IMPORTS FROM CHINESE PORTS.		RE-EXPORTS TO CHINESE PORTS.		RE-EXPORTS TO FOREIGN COUNTRIES AND HONGKONG.		NET TOTAL IMPORTS.	
		Quantity.	Value.	Quantity.	Value.	Quantity.	Value.	Quantity.	Value.
			<i>Hk. Ta</i>		<i>Hk. Ta</i>		<i>Hk. Ta</i>		<i>Hk. Ta</i>
Bamboo Shoots.....	<i>Piculs</i>	604	2,500	71	358	533	2,142
Bambooware.....	"	813	14,233	704	12,323	109	1,910
Beancake.....	"	530,509	901,865	530,509	901,865
Beans, Black.....	"	3,157	5,872	3,157	5,872
" Green.....	"	70,642	141,283	1,065	2,130	69,577	139,153
" White and Yellow.....	"	555,696	1,111,393	7,835	15,669	547,861	1,095,724
Books.....	"	265	4,673	32	560	233	4,113
Cake-stuff.....	"	139	2,500	139	2,500
Caps, Silk.....	<i>Pieces</i>	16,090	5,361	461	154	15,629	5,207
" Miscellaneous.....	"	2,989	830	2,989	830
Chestnuts.....	<i>Piculs</i>	891	3,121	22	76	869	3,045
China-root.....	"	469	6,254	8	104	9	115	452	6,035
Chinaware, Fine.....	"	260	4,981	20	385	18	351	222	4,245
Clams, Dried.....	"	428	3,474	428	3,474
Cloth, Native (Nankeens).....	"	825	35,047	69	2,931	756	32,116
Clothing.....	<i>Value</i>	...	890	462	...	428
Cotton, Raw.....	<i>Piculs</i>	3,519	72,708	289	6,049	3,230	66,659
" Ribbons.....	"	16	1,078	16	1,078
" Yarn *.....	"	287	6,123	287	6,123
Dates, Black.....	"	1,061	9,900	1,061	9,900
" Red.....	"	1,402	7,130	1,402	7,130
Eggs, Preserved.....	<i>Pieces</i>	143,440	1,433	143,440	1,433
Fans, Fancy.....	"	11,733	929	100	13	11,633	916
" Paper.....	"	49,123	2,456	3,070	59	46,053	2,397
Fish, Dried and Salt.....	<i>Piculs</i>	5,663	43,537	1	3	5,662	43,534
Flour, Shanghai Mill.....	"	7,553	23,337	7,553	23,337
" Potato.....	"	177	833	2	16	175	817
Fruit, Fresh, Unclassed.....	"	1,818	1,326	26	42	191	221	1,601	1,063
" Dried and Salted, Unclassed.....	"	321	684	24	57	297	627
Fungus.....	"	585	22,937	585	22,937
Furniture.....	<i>Value</i>	...	1,698	...	6	...	98	...	1,594
Garlic.....	<i>Piculs</i>	1,799	3,598	470	940	1,329	2,658
Ginseng, Native.....	"	7	1,167	7	1,167
" Corean.....	"	1	1,950	1	1,290	...	660
Glassware.....	"	141	3,091	141	3,091
Goldware.....	<i>Taels</i>	176	5,165	176	5,165
Grasscloth, Fine.....	<i>Piculs</i>	23	4,101	2	359	21	3,742
Ground-nuts.....	"	3,081	13,863	593	2,669	2,488	11,194
Gypsum.....	"	822	1,364	822	1,364
Hams.....	"	161	3,215	161	3,215
Hemp.....	"	540	4,593	540	4,593
Hornware.....	"	66	1,092	60	1,015	6	77
Iron Pans.....	"	4,262	10,907	3,403	8,542	859	2,365
Leather Strips.....	"	28	3,878	28	3,878
Lily Flowers, Dried.....	"	1,612	14,506	53	476	1,559	14,030
Liquorice.....	"	400	4,846	4	50	396	4,796
Manure-cake.....	"	1,570	9,175	1,570	9,175
Matches, Foochow Match Factory.....	<i>Gross</i>	10,250	2,399	10,250	2,399
Mats, Bamboo.....	<i>Pieces</i>	33,465	12,549	14,757	5,534	18,708	7,015
" Straw.....	"	254,600	11,871	87,200	4,065	167,400	7,806
Medicines.....	<i>Value</i>	...	32,282	...	132	...	891	...	31,259
Mushrooms.....	<i>Piculs</i>	55	2,448	4	158	...	7	51	2,283
Oil, Bean.....	"	20,099	160,791	20,099	160,791
" Sesamum.....	"	255	2,803	255	2,803
" Tea.....	"	1,256	10,675	1,256	10,675
" Wood.....	"	427	3,411	427	3,411
Opium, Native, Kiangsu.....	"	30	13,538	30	13,538
" " Szechwan.....	"	143	57,864	6	3,272	137	54,592
" " Yunnan.....	"	668	268,513	4	1,882	664	266,631

* Steam Factory product.

TABLE No. IV.—TRADE IN NATIVE PRODUCE.—Imports and Re-exports—Cont^d.

DESCRIPTION OF GOODS.	Classifier of Quantity.	IMPORTS FROM CHINESE PORTS.		RE-EXPORTS TO CHINESE PORTS.		RE-EXPORTS TO FOREIGN COUNTRIES AND HONGKONG.		NET TOTAL IMPORTS.	
		Quantity.	Value.	Quantity.	Value.	Quantity.	Value.	Quantity.	Value.
			<i>Hk. Ts</i>		<i>Hk. Ts</i>		<i>Hk. Ts</i>		<i>Hk. Ts</i>
Ornaments.....	<i>Pieces</i>	51,306	1,971	16,275	492	35,031	1,479
Paper, 1st Quality.....	<i>Piculs</i>	342	6,034	4	65	243	4,296	95	1,673
" 2nd	"	619	2,474	619	2,474
Pears, Fresh.....	"	1,033	1,996	39	59	994	1,937
Pipes, Brass and White Metal.....	<i>Pieces</i>	14,168	5,945	776	456	13,392	5,489
Potash.....	<i>Piculs</i>	902	5,765	649	4,265	253	1,500
Prawn Husk.....	"	5,823	22,133	5,823	22,133
Prawns, Dried.....	"	24,600	246,569	24,600	246,569
Rice.....	"	273,326	645,048	273,326	645,048
Safflower.....	"	51	2,464	10	479	41	1,985
Samshu.....	"	9,472	53,609	9,472	53,609
" Medicated.....	"	890	7,120	890	7,120
Seed, Lily Flower, or Lotus-nuts.....	"	223	4,531	223	4,531
" Melon.....	"	3,597	28,775	3,597	28,775
" Sesamum.....	"	12,954	64,771	12,954	64,771
Shoes and Boots, Silk and Cotton.....	<i>Pairs</i>	7,523	6,572	1,903	1,529	5,620	5,043
Silk, Raw, White.....	<i>Piculs</i>	5	1,532	5	1,532
" " Yellow.....	"	114	20,939	114	20,939
" Piece Goods.....	"	141	93,556	3	1,669	4	2,394	134	89,493
" Pongees, Shantung.....	"	75	18,483	21	5,121	54	13,362
" Thread.....	"	13	4,887	6	2,121	7	2,766
" Ribbons.....	"	3	1,499	50	3	1,449
Sinews, Cow.....	"	189	4,429	189	4,429
Skin (Fur) Clothing, Sheep.....	<i>Pieces</i>	25,016	13,063	1,626	677	23,390	12,386
Tallow, Refuse.....	<i>Piculs</i>	514	1,555	514	1,555
Tea, Black.....	"	1,351	44,479	2	67	73	2,447	1,276	41,965
" Seed Cake.....	"	1,422	1,228	225	383	1,197	845
Tobacco, Leaf.....	"	21,204	128,300	5,026	30,021	16,178	98,279
" Prepared.....	"	334	6,306	15	288	319	6,018
Umbrellas, Paper (Kittysols).....	<i>Pieces</i>	217,289	21,729	218,538	21,854
Vegetables.....	<i>Piculs</i>	560	1,325	207	279	353	1,046
Vermicelli.....	"	7,330	59,100	7,330	59,100
Wax, White.....	"	114	7,608	114	7,608
Wheat.....	"	169,114	338,228	169,114	338,228
Wood, Poles.....	<i>Pieces</i>	5,211	5,816	5,211	5,816
Woollen and Cotton Mixtures.....	"	1,830	1,716	360	464	1,470	1,252
Sundries, Unenumerated.....	<i>Value</i>	...	25,033	...	132	...	3,928	...	20,973
TOTAL.....	<i>Hk. Ts</i>	5,012,629	10,583	146,417	4,855,754
Excess of Re-export above Import of Paper Umbrellas (Kittysols) during the year.....									<i>Hk. Ts</i> 125
NET TOTAL.....									<i>Hk. Ts</i> 4,855,629

SUMMARY.

IMPORTS from Northern Ports.....	<i>Hk. Tls</i>	2,616,789	
" " Yangtze Ports.....	"	360,975	
" " Central Ports.....	"	1,879,459	
" " Southern Ports.....	"	155,406	
Total from Chinese Ports.....	<i>Hk. Tls</i>	5,012,629	
TOTAL NATIVE IMPORTS.....	<i>Hk. Tls</i>	5,012,629	
RE-EXPORTS to Northern Ports.....	<i>Hk. Tls</i>	8	
" " Central Ports.....	"	7,126	
" " Southern Ports.....	"	3,449	
Total to Chinese Ports.....	<i>Hk. Tls</i>	10,583	
RE-EXPORTS to Hongkong.....	<i>Hk. Tls</i>	2,240	
" " Singapore and Straits.....	"	30,653	
" " United States of America.....	"	206	
" " Philippine Islands.....	"	828	
" " Formosa.....	"	83,196	
" " Cochin China, Tonkin, and Annam.....	"	1,490	
" " Siam.....	"	97	
" " Java.....	"	27,707	
Total to Foreign Countries.....	<i>Hk. Tls</i>	146,417	
TOTAL NATIVE RE-EXPORTS.....	<i>Hk. Tls</i>	157,000	
NET TOTAL NATIVE IMPORTS.....	<i>Hk. Tls</i>	4,855,629	

TABLE No. V.—TRADE IN NATIVE PRODUCE.—Exports and Re-exports.

DESCRIPTION OF GOODS.	Classifier of Quantity.	EXPORTS TO FOREIGN COUNTRIES.		EXPORTS TO HONGKONG.		EXPORTS TO CHINESE PORTS.		TOTAL RE-EXPORTS TO FOREIGN COUNTRIES, HONGKONG, AND CHINESE PORTS.		TOTAL EXPORTS (including Re-exports).	
		Quantity.	Value.	Quantity.	Value.	Quantity.	Value.	Quantity.	Value.	Quantity.	Value.
			Hk. Pts		Hk. Pts		Hk. Pts		Hk. Pts		Hk. Pts
Alum, White.....	Piculs	765	1,070	765	1,070
Bags, Gunny.....	Pieces	17,725	814	12,500	582	363,550	17,004	393,775	18,400
" Hemp.....	"	363,700	14,735	11,600	416	19,550	698	394,850	15,849
Bamboo Brooms.....	"	53,288	1,290	1,100	25	54,388	1,315
" Split, Leaf, etc.....	Piculs	3,632	12,995	233	481	7,679	12,142	11,544	25,618
" Shoots.....	"	66	402	58	243	9	24	71	358	204	1,027
Bamboos.....	Pieces	15,929	1,063	15,929	1,063
Bambooware.....	Piculs	411	7,204	2	40	2	36	704	12,323	1,119	19,603
Beancurd.....	"	234	1,495	7	119	241	1,614
Beans, Green.....	"	27	54	1,065	2,130	1,092	2,184
" White and Yellow.....	"	43	85	7,835	15,669	7,878	15,754
Boxes, Tin, Fancy.....	Pieces	56,634	6,572	3,715	452	60,349	7,024
Bricks and Tiles.....	"	3,330,158	33,110	1,151,330	6,968	4,481,488	40,078
Camphor.....	Piculs	28	887	360	11,533	14	457	11	360	413	13,237
Chalk, Prepared.....	"	2,462	7,149	2,462	7,149
China-root.....	"	58	781	16	219	74	1,000
Chinaware, Fine.....	"	35	273	38	736	73	1,009
" Coarse.....	"	7,992	18,562	18	64	8,010	18,626
Cloth, Native (Nankeens).....	"	63	2,665	69	2,931	132	5,596
Clothing, etc.....	Value	...	2,102	...	993	3,095
Cotton, Raw.....	Piculs	6	124	289	6,049	295	6,173
Fire-crackers and Fireworks.....	"	840	12,595	7	107	11	138	858	12,840
Fish, Dried and Salt.....	"	1,925	11,605	1	3	1,926	11,608
Fishing Nets.....	"	686	34,107	3	165	689	34,272
Flour, Arrowroot.....	"	780	2,465	12	213	1	16	793	2,694
" Potato.....	"	1,807	5,064	1,807	5,064
Flower Roots.....	Pieces	70,220	1,079	1,538,420	30,388	78,360	1,657	1,687,000	33,124
Fruit, Fresh, Unclassed.....	Piculs	524	948	4	5	288	648	179	203	995	1,804
" Dried and Salted, Un- classified.....	"	215	815	175	645	34	224	4	6	428	1,690
Furniture.....	Value	...	3,516	...	196	...	383	...	104	...	4,199
Garlic.....	Piculs	10,974	21,389	306	632	470	940	11,750	22,961
Ginseng, Corean.....	Cathies	14	324	60	1,290	74	1,614
Gold Leaf, Real.....	Sheets	14,522,600	14,031	288,000	280	14,810,600	14,311
" Thread, Imitation.....	Piculs	42	2,478	16	983	58	3,461
Grasscloth, Fine.....	"	134	23,477	45	7,822	2	359	181	31,658
Hair, Human.....	"	92	4,810	92	4,810
Hemp Skin.....	"	4,873	21,098	48	213	1,032	4,183	5,953	25,494
" Twine and Thread.....	"	163	5,189	8	349	171	5,538
" Sacking.....	Pieces	41,800	3,000	325,700	23,941	367,500	26,941
Hempcloth.....	Piculs	282	4,713	282	4,713
Hornware.....	"	7	114	60	1,015	67	1,129
Iron Pans.....	"	3,567	11,975	3,403	8,542	6,970	20,517
Ironware.....	"	1,162	13,199	131	1,712	19	525	25	295	1,337	15,731
Joas Sticks.....	"	2,306	20,280	10	87	32	280	2,348	20,647
Lichees, Fresh.....	"	1,084	1,799	1,084	1,799
" Dried.....	"	21	141	2	13	3,820	25,479	3,843	25,633
Lung-ngau Pulp.....	"	37	461	195	2,432	232	2,893
Lung-ngans, Dried.....	"	1,929	14,468	37	277	7,489	56,164	9,455	70,909
Mats, Bamboo.....	Pieces	40	15	14,757	5,534	14,797	5,549
" Straw.....	"	87,200	4,065	87,200	4,065
Medicine Tea.....	Piculs	32	465	76	887	108	1,352
Medicines.....	Value	...	13,358	...	2,696	...	3,256	...	1,023	...	20,333
Oil, Camphor.....	Piculs	232	8,644	232	8,644
Opium, Native, Szechwan.....	"	6	3,272	6	3,272
" Yunnan.....	"	3	1,882	3	1,882
Oranges, Fresh.....	"	965	1,956	18	36	27	55	38	60	1,048	2,107
Ornaments.....	Pieces	1,038,309	2,239	171	218	6	12	16,271	490	1,054,757	2,959
Oysters, Dried.....	Piculs	981	12,971	25	334	1,006	13,305

TABLE No. V.—TRADE IN NATIVE PRODUCE.—Exports and Re-exports—Cont^d.

DESCRIPTION OF GOODS.	Classifier of Quantity.	EXPORTS TO FOREIGN COUNTRIES.		EXPORTS TO HONGKONG.		EXPORTS TO CHINESE PORTS.		TOTAL RE-EXPORTS TO FOREIGN COUNTRIES, HONGKONG, AND CHINESE PORTS.		TOTAL EXPORTS (including Re-exports).	
		Quantity.	Value.	Quantity.	Value.	Quantity.	Value.	Quantity.	Value.	Quantity.	Value.
			Hk. Ts		Hk. Ts		Hk. Ts		Hk. Ts		Hk. Ts
Paper, 1st Quality	Piculs	16,829	297,487	873	15,428	1,606	28,369	247	4,361	19,555	345,645
" 2nd	"	30,467	81,867	312	1,248	3	11	20,782	83,126
" Cuttings	"	495	2,009	495	2,009
" Joss, 2nd Quality	"	5,251	2,492	4	14	5,255	2,506
Persimmons, Dried	"	685	3,020	17	66	702	3,086
Pickles, Salted	"	1,252	3,821	74	363	1,326	4,184
Potash	"	240	1,983	10	83	649	4,265	899	6,331
Potatoes, Dried	"	3,161	9,484	130	388	3,291	9,872
Pottery, Earthenware	"	1,537	3,844	37	93	14	36	1,588	3,973
Preserves	"	971	8,734	316	2,846	4,257	38,322	1	6	5,545	49,908
Provisions	Value	...	10,198	...	664	10,862
Pumeloes, Fresh	Piculs	6,255	8,569	252	430	19,554	19,652	26,061	28,651
Rice, Boiled and Dried	"	587	2,324	358	1,406	945	3,730
Sanshu	"	473	2,682	8	46	481	2,728
" Medicated	"	7,434	71,154	411	5,028	44	355	7,889	76,537
Seaweed	"	1	11	320	1,597	42	1,065	363	2,673
Seed, Flower	"	72	576	46	368	1,051	8,352	1,179	9,296
" Vegetable	"	482	3,125	29	232	5	50	516	3,407
Shoes and Boots, Silk and Cotton	Pairs	3,608,100	15,366	816	433	1,863	1,529	3,610,779	17,328
Silk, Refuse	Piculs	24	3,168	24	3,168
" Piece Goods	"	3	2,062	6	4,063	9	6,125
" Pongees, Shantung	"	21	5,121	21	5,121
" Thread	"	8	2,830	6	2,121	14	4,951
Stone, Granite	Pieces	15,839	5,573	65	68	15,904	5,641
" Mills, Pestles, and Mortars	"	17,487	1,340	17,487	1,340
Sugar, Brown	Piculs	59,602	187,569	59,602	187,569
" White	"	5,623	22,646	5,623	22,646
" Candy	"	93	797	2	15	34,252	290,916	34,347	291,728
Tea, Black	"	5,448	81,689	993	15,781	86	2,236	75	2,514	6,602	102,220
" Stalk	"	12	40	12	40
Tin-foil	"	99	6,232	99	6,232
Tobacco, Leaf	"	9,272	56,409	32	206	8	52	5,026	30,021	14,338	86,688
" Prepared	"	6,084	115,288	15	295	534	10,125	16	288	6,649	125,996
Turnips, Dried and Salted	"	4,977	12,441	55	137	5,032	12,578
Umbrellas, Paper (Kittysols)	Pieces	92,250	6,152	218,538	21,854	310,788	28,006
Vegetables	Piculs	7,285	4,513	252	336	579	388	207	279	8,323	5,716
Vermicelli and Macaroni	"	10,876	47,012	145	629	301	1,303	11,322	48,944
Vermilion	"	11	1,163	12	1,247	11	1,144	34	3,554
Wood, Planks, Tea	Boxes	395,331	29,114	395,331	29,114
Woodware	Piculs	121	2,428	9	182	7	131	137	2,741
Zinc, Old	"	600	2,540	7	30	607	2,570
Sundries, Unenumerated	Value	...	44,534	...	3,015	...	9,117	...	10,335	...	67,001
TOTAL	Hk. Ts	...	1,319,403	...	135,023	...	782,121	...	157,000	...	2,393,547

SUMMARY.

To—	EXPORTS.		RE-EXPORTS.		TOTAL EXPORTS AND RE-EXPORTS.	
	<i>Hk. Ts</i>	<i>Hk. Ts</i>	<i>Hk. Ts</i>	<i>Hk. Ts</i>	<i>Hk. Ts</i>	<i>Hk. Ts</i>
Great Britain.....	51		...		51	
Singapore and Straits.....	610,220		30,653		640,873	
United States of America and Sandwich Islands.....}	1,284		206		1,490	
Philippine Islands.....	78,890		828		79,718	
Japan.....	2		...		12	
Formosa.....	232,287		83,196		315,483	
Cochin China, Tonkin, and Annam	31,973		1,490		33,463	
Siam.....	98,693		97		98,790	
Java.....	266,003		27,707		293,710	
Hongkong.....	135,023		2,240		137,263	
Total to Foreign Countries.....	1,454,426		146,417		1,600,843	
Northern Ports.....	332,187		8		332,195	
Yangtze Ports.....	42,255		...		42,255	
Central Ports.....	387,424		7,126		394,550	
Southern Ports.....	20,255		3,449		23,704	
Total to Chinese Ports.....	782,121		10,583		792,704	
GRAND TOTAL.....	2,236,547		157,000		2,393,547	

TABLE No. VI.—TRANSIT TRADE.

a.—Table showing the Destinations of the various Goods forwarded under Transit Passes to the Interior during the Year 1902.

DESCRIPTION OF GOODS.	Classifier of Quantity.	FUHKIEN.		DESCRIPTION OF GOODS.	Classifier of Quantity.	FUHKIEN.	
		Quantity.	Value.			Quantity.	Value.
COTTON GOODS:—				SUNDRIES, continued:—			
			<i>Hk. Ts</i>				<i>Hk. Ts</i>
Shirtings, Grey, Plain	Pieces	2,009	4,530	Awabi	Piculs	30	880
" White, "	"	2,132	8,528	Barley, Pearl	"	62	262
" Dyed, "	"	389	1,172	Bicho de Mar, White	"	2,757	26,883
" " Figured	"	782	2,598	Birds Nests, 3rd Quality	Catties	79	300
T-Cloths, 32 inches	"	8,906	10,955	Bones, Cow	Piculs	2,805	3,728
Chintzes	"	470	903	Borax	"	14	177
Turkey Red Shirtings	"	168	388	Braid, Llama	"	2	192
Cotton Italians	"	35	207	Cardamoms, Superior	"	5	481
Velvets	"	52	241	Cassia Twigs	"	32	103
Cambrics	"	520	427	Cement	"	153	200
Lawns	"	200	200	China-root	"	197	1,953
Cotton Flannel	"	87	358	Cinnabar	"	1	109
Japanese Cotton Cloth	"	5,186	2,885	Cinnamon	"	10	1,139
" " Crape	"	668	334	Compoy	"	31	1,096
Cotton Goods, Unclassed	"	58	167	Cotton, Raw, Indian	"	503	7,875
" Yarn, Indian	Piculs	17,454	376,266	Cuttle-fish	"	944	15,695
" " Hongkong	"	195	4,095	Dates, Black	"	220	1,538
" Thread	"	3	251	" Red	"	207	952
				Dyes, Aniline	Value	...	2,003
				Fish, Dried	Piculs	1,169	11,614
				" Salt	"	6,210	37,390
				Flour	"	22,617	80,426
				" Yam	"	206	625
				Fungus	"	107	3,805
				Gambier	"	41	323
				Ginseng, Japan	"	1	200
				" American, Clarified	"	3	3,240
				Glass, Window	Boxes	571	2,625
				Glassware	Piculs	16	351
				Glue	"	287	2,583
				Ground-nuts	"	303	1,365
				Gypsum	"	170	170
				Hide Cuttings	"	62	356
				Hides, Cow	"	54	576
				Isinglass	"	20	581
				Lamps	Pieces	983	245
				Lampware	Value	...	287
				Lead, Red	Piculs	20	190
				" White	"	210	1,935
				Leather	"	15	380
				Lily Flowers, Dried	"	1,891	17,864
				Liquorice	"	16	160
				Lung-ngan Pulp	"	38	459
				Mangrove Bark	"	2,719	3,076
				Matches, Wood, Swedish	Gross	780	197
				" " Japan	"	110,550	28,654
				Medicines	Value	...	2,024
				Milk, Condensed, in Tins	Dozens	122	189
				Mushrooms	Piculs	19	948
				Mussels, Dried	"	3,959	36,521
				Oil, Kerosene, American	Galls.	42,650	6,304
WOOLLEN GOODS:—							
Camlets, English	Pieces	367	3,747				
Lastings, Plain	"	11	88				
Long Ells	"	19	104				
Spanish Stripes	"	18	140				
" " Imitation	"	24	240				
Woolen Thread	Piculs	4	390				
METALS:—							
Iron, Nail-rod	Piculs	103	526				
" Bar	"	21	97				
" Sheets and Plates	"	24	123				
" Wire	"	122	979				
" Old	"	504	896				
" Nails	"	407	2,317				
Tinplates	"	5	43				
Lead, in Pigs	"	475	3,061				
Yellow Metal, Sheets	"	15	413				
Steel	"	62	414				
Quicksilver	"	11	1,280				
SUNDRIES:—							
Almonds	Piculs	8	235				
Aniseed, Star, Whole	"	58	816				
Arsenic	"	59	540				
Ashes, Paper	"	59	237				

a.—Table showing the Destinations of the various Goods forwarded under Transit Passes—Contd.

DESCRIPTION OF GOODS.	Classifier of Quantity.	FUHKIEN.		DESCRIPTION OF GOODS.	Classifier of Quantity.	FUHKIEN.	
		Quantity.	Value.			Quantity.	Value.
SUNDRIES, continued:—				SUNDRIES, continued:—			
			<i>Hk. Tls</i>				<i>Hk. Tls</i>
Oil, Kerosene, Borneo, in bulk.....	<i>Galls.</i>	529,540	57,847	Tallow, Refuse	<i>Piculs</i>	2,021	11,485
" " Sumatra, "		817,110	92,378	Tins, Kerosene Oil.....	<i>Pieces</i>	28,800	2,880
" Fish	<i>Piculs</i>	50	133	Tobacco, Leaf	<i>Piculs</i>	709	4,366
" Wood		91	776	Turmeric	"	60	213
Prawns, Dried	"	2,262	21,055	Varnish	"	221	4,417
Putchuck	"	23	416	Vermicelli.....	"	494	4,007
Rattans, Whole	"	501	2,426	Vermilion	"	1	134
Sago	"	578	2,558	Wax, Yellow	"	115	3,197
Sandalwood	"	617	3,596	Wood, Fragrant	"	37	2,264
Sapanwood	"	468	1,247	" Garoo	"	2	204
Seed, Melon	"	40	321	" Laka	"	55	219
" Sesamum	"	28	141	Sundries, Unenumerated	<i>Value</i>	...	3,815
Shell-fish	"	610	5,668				
Silk reeled from Dupions	"	9	1,290				
Sinews, Cow	"	950	16,536	TOTAL.....	<i>Hk. Tls</i>		1,017,687
" Deer	"	327	8,017				
Skins, Pig	"	68	657	CHINESE COTTON GOODS* :—			
Soap	<i>Value</i>	...	493	Cotton Yarn	<i>Piculs</i>	242	5,164
Sugar, Brown	<i>Piculs</i>	114	373				
" White	"	2,953	14,576	GRAND TOTAL.....	<i>Hk. Tls</i>		1,022,851
" Refined	"	1,003	5,014				
" Candy	"	80	548				

* Steam Factory products.

b.—Table showing the Provinces from which Native Goods were brought under Transit Passes during the Year 1902.

DESCRIPTION OF GOODS.	Classifier of Quantity.	FUHKIEN.		DESCRIPTION OF GOODS.	Classifier of Quantity.	FUHKIEN.	
		Quantity.	Value.			Quantity.	Value.
			<i>Hk. Tls</i>				<i>Hk. Tls</i>
Bags, Hemp.....	<i>Pieces</i>	279,550	11,186	Paper, Joss, 2nd Quality.....	<i>Piculs</i>	911	3,645
Camphor	<i>Piculs</i>	336	10,744	Persimmons, Dried	"	157	634
China-ware, Fine.....	"	59	458	Preserves.....	"	615	5,539
Hemp Skin	"	1,032	4,634	Pumeloos	"	3,024	3,024
" Sacking.....	<i>Pieces</i>	364,250	26,711	Seed, Flower.....	"	1,108	8,865
Iron Pans	<i>Piculs</i>	1,147	4,586	Sugar, Brown.....	"	41,043	123,130
Ironware	"	170	905	" White	"	3,167	14,250
Lichees, Dried	"	4,291	28,621	" Candy.....	"	14,586	109,394
Lung-ngan Pulp.....	"	44	552	Tobacco, Leaf.....	"	2,954	20,789
Lung-ngans, Dried.....	"	5,437	40,779	" Prepared.....	"	507	9,529
Medicines.....	<i>Value</i>	...	1,439	Umbrellas, Paper (Kittysols).....	<i>Pieces</i>	6,562	438
Oil, Camphor.....	<i>Piculs</i>	197	7,237	Vermilion.....	<i>Piculs</i>	28	2,965
Oranges, Fresh	"	2,606	5,234	Sundries, Unenumerated.....	<i>Value</i>	...	95
Paper, 1st Quality	"	763	13,469				
" 2nd "	"	1,972	7,889	TOTAL.....	<i>Hk. Tls</i>		466,741

c.—Table showing the Number of Passes issued for, and the Amount of Duties collected on, Foreign Goods forwarded to the Interior under Transit Passes, as divided between the various Nationalities, during the Year 1902.

QUARTER.	BRITISH.		AMERICAN.		GERMAN.		FRENCH.	
	No. of Passes.	Transit Dues.	No. of Passes.	Transit Dues.	No. of Passes.	Transit Dues.	No. of Passes.	Transit Dues.
1st quarter.....	416	<i>Hk. ₧m.c.c.</i> 2,223.5-7.7	77	<i>Hk. ₧m.c.c.</i> 436.6.6.9	174	<i>Hk. ₧m.c.c.</i> 477.9.6.1
2nd ".....	424	2,294.9.1.0	48	174.6.2.0	214	509.6.6.4
3rd ".....	462	3,845.4-7.9	46	154.8.1.5	188	551.5.3.5	1	4.5.0.0
4th ".....	315	2,924.9.4.9	16	52.9.1.2	225	595.0.5.5
TOTAL.....	1,617	11,288.9.1.5	187	819.0.1.6	801	2,134.2.1.5	1	4.5.0.0

QUARTER.	DUTCH.		SPANISH.		JAPANESE.		TOTAL.	
	No. of Passes.	Transit Dues.	No. of Passes.	Transit Dues.	No. of Passes.	Transit Dues.	No. of Passes.	Transit Dues.
1st quarter.....	19	<i>Hk. ₧m.c.c.</i> 76.3.1.6	110	<i>Hk. ₧m.c.c.</i> 394.3.5.5	300	<i>Hk. ₧m.c.c.</i> 1,865.9.8.0	1,096	<i>Hk. ₧m.c.c.</i> 5,474.8.5.8
2nd ".....	16	47.9.6.6	63	208.8.9.7	240	1,199.5.7.1	1,005	4,435.6.2.8
3rd ".....	12	46.2.9.8	91	301.2.8.7	300	1,685.2.3.1	1,100	6,589.1.4.5
4th ".....	19	67.2.3.5	51	177.8.7.6	181	1,081.3.1.4	807	4,899.3.4.1
TOTAL.....	66	237.8.1.5	315	1,082.4.1.5	1,021	5,832.0.9.6	4,008*	21,398.9.7.2

* Not including 31 Passes for Chinese Cotton Goods.

d.—Table showing the Number of Passes surrendered for, and the Amount of Duties collected on, Native Goods brought from the Interior under Transit Passes, as divided between the various Nationalities, during the Year 1902.

QUARTER.	BRITISH.		AMERICAN.		DUTCH.	
	No. of Passes.	Transit Dues.	No. of Passes.	Transit Dues.	No. of Passes.	Transit Dues.
1st quarter.....	24	<i>Hk. ₧m.c.c.</i> 450.9.0.4	4	<i>Hk. ₧m.c.c.</i> 37.1.5.1
2nd ".....	49	1,589.3.5.2	4	28.4.1.0
3rd ".....	104	2,820.9.6.1	2	15.7.2.5
4th ".....	62	1,127.9.5.4	1	5.8.2.5	1	5.0.7.3
TOTAL.....	239	5,989.1.7.1	11	87.1.1.1	1	5.0.7.3

QUARTER.	SPANISH.		JAPANESE.		TOTAL.	
	No. of Passes.	Transit Dues.	No. of Passes.	Transit Dues.	No. of Passes.	Transit Dues.
1st quarter.....	22	<i>Hk. ₧m.c.c.</i> 303.1.4.2	21	<i>Hk. ₧m.c.c.</i> 239.9.7.9	71	<i>Hk. ₧m.c.c.</i> 1,031.1.7.6
2nd ".....	13	263.3.5.1	41	477.6.3.4	107	2,358.7.4.7
3rd ".....	22	668.4.7.2	23	253.2.5.4	151	3,758.4.1.2
4th ".....	21	514.4.9.7	26	317.9.8.0	111	1,971.3.2.9
TOTAL.....	78	1,749.4.6.2	111	1,288.8.4.7	440	9,119.6.6.4

TABLE No. VII.—DUTIES.

a.—Duties paid under each Flag, for the Year ended 31st December 1902.

FLAG.	IMPORT.	EXPORT.	COAST TRADE.	TONNAGE.	TRANSIT.	OPIUM LIKIN.	TOTAL.
	<i>Hk. \$m.c.c.</i>	<i>Hk. \$m.c.c.</i>	<i>Hk. \$m.c.c.</i>	<i>Hk. \$m.c.c.</i>	<i>Hk. \$m.c.c.</i>	<i>Hk. \$m.c.c.</i>	<i>Hk. \$m.c.c.</i>
British.....	114,442.3.0.7	69,740.6.6.8	32,942.2.1.5	26,978.2.0.0	17,278.0.8.6	146,060.8.0.0	407,442.2.7.6
American.....	1,952.5.0.0	1,319.7.1.2	844.7.1	844.4.0.0	906.1.2.7	...	5,107.2.1.0
German.....	6,083.7.8.6	3,323.6.6.8	3,797.3.2.2	6,516.8.0.0	2,134.2.1.5	3,430.4.0.0	25,286.1.9.1
French.....	4.5.0.0	...	4.5.0.0
Dutch.....	8,482.5.4.5	659.4.0.6	242.8.8.8	...	9,384.8.3.9
Danish.....	354.7.9.9	920.4.9.3	2,476.0.0.0	3,751.2.9.2
Spanish.....	19.5.0.0	2,831.8.7.7	...	2,851.3.7.7
Norwegian.....	...	67.0.7.2	1,650.6.8.5	1,717.7.5.7
Swedish.....	6,044.6.9.9	3,414.6.5.0	...	1,466.0.0.0	10,925.3.4.9
Japanese.....	72,834.3.8.7	13,721.7.5.6	577.7.2.0	3,555.6.0.0	7,120.9.4.3	126,690.4.0.0	224,500.8.0.6
Chinese.....	160.4.2.3	9,320.4.8.4	9,729.9.6.3	1,414.4.0.0	...	245.2.0.0	20,870.4.7.0
On Opium.....	104,588.5.5.0	...	296.5.0.0	104,885.0.5.0
TOTAL.....	314,943.9.9.6	102,487.9.0.9	49,078.8.7.6	40,794.9.0.0	30,518.6.3.6	278,902.8.0.0	816,727.1.1.7*

* 3 Drawbacks marked for cash payment during the year, to be deducted from this total.....*Hk. \$* 483.5.0.0

b.—Comparative Table of Duties collected, for the Years 1893 to 1902.

YEARS.	IMPORT (exclusive of Opium).	EXPORT (exclusive of Opium).	COAST TRADE (exclusive of Opium).	OPIUM (Import, Export, and Coast Trade).	TONNAGE.	TRANSIT.	OPIUM LIKIN.	TOTAL.
	<i>Hk. \$m.c.c.</i>	<i>Hk. \$m.c.c.</i>	<i>Hk. \$m.c.c.</i>	<i>Hk. \$m.c.c.</i>	<i>Hk. \$m.c.c.</i>	<i>Hk. \$m.c.c.</i>	<i>Hk. \$m.c.c.</i>	<i>Hk. \$m.c.c.</i>
1893.....	128,213.9.1.8	166,765.0.0.6	46,697.6.6.6	137,028.0.0.0	50,498.1.0.0	14,740.8.5.3	365,408.0.0.0	909,351.5.4.3
1894.....	147,535.0.4.0	185,112.9.6.8	52,933.6.8.2	95,475.0.0.0	44,573.2.0.0	17,503.2.3.2	254,021.6.0.0	797,154.7.2.2
1895.....	172,447.3.2.3	163,672.8.4.6	26,063.7.1.2	72,444.8.5.0	50,642.9.0.0	23,434.4.8.9	192,444.4.0.0	701,150.5.2.0
1896.....	171,122.1.0.2	208,194.4.9.9	36,968.3.6.9	114,852.6.7.5	72,850.2.0.0	27,225.2.2.0	305,425.8.0.0	936,638.8.6.5
1897.....	168,256.9.7.2	146,154.3.9.7	40,071.9.3.2	129,499.1.2.5	38,145.9.0.0	27,025.3.6.9	344,518.6.0.0	893,672.2.9.5
1898.....	168,739.7.5.6	135,660.0.6.7	41,926.1.5.1	113,850.7.5.0	35,329.8.0.0	31,041.0.8.2	303,177.4.0.0	829,725.0.0.6
1899.....	170,321.6.3.0	135,285.7.7.3	52,564.5.2.7	89,667.1.5.0	42,632.2.0.0	36,506.2.4.3	238,792.4.0.0	765,769.9.2.3
1900.....	166,695.1.8.1	113,384.0.1.4	48,456.6.8.3	74,942.1.7.5	41,765.8.0.0	23,840.1.3.3	196,745.8.0.0	665,829.7.8.6
1901.....	182,285.7.0.4	108,521.6.0.8	52,428.1.0.7	76,805.2.5.0	38,542.4.0.0	27,151.9.3.0	204,814.0.0.0	690,548.9.9.9
1902.....	210,355.4.4.6	102,487.9.0.9	48,782.3.7.6	104,885.0.5.0	40,794.9.0.0	30,518.6.3.6	278,902.8.0.0	816,727.1.1.7

B.—SPECIAL TABLES.

TABLE No. I.—IMPORT TRADE.

Comparative Table of the principal Articles of Import, for the Years 1893 to 1902.

DESCRIPTION OF GOODS.	Classifier of Quantity.	1893.	1894.	1895.	1896.	1897.	1898.	1899.	1900.	1901.	1902.
OPIUM:—											
Malwa.....	<i>Piculs</i>	139	126	99	75	63	60	81	81	94	73
Patna.....	"	87	77	11	239	39	5	58	12	97	46
Benares.....	"	2,926	2,511	1,955	1,538	2,223	2,660	2,506	2,279	2,300	2,590
Persian.....	"	1,413	459	362	1,966	1,981	1,064	339	86	65	776
COTTON GOODS:—											
Shirtings, Grey.....	<i>Pieces</i>	18,396	24,997	32,132	14,457	34,743	31,481	28,862	24,755	36,113	25,547
" White.....	"	47,315	54,198	42,846	55,050	55,615	53,030	60,648	47,358	67,810	44,093
" Dyed, Plain and Figured.....	"	9,813	9,601	10,738	9,369	11,711	14,872	19,199	19,614	18,776	20,754
T-Cloths.....	"	49,697	44,912	53,600	52,510	62,254	70,993	65,016	55,475	74,419	57,261
Drills.....	"	1,139	1,232	1,162	1,145	1,399	1,329	1,459	684	1,841	690
Turkey Red Shirtings.....	"	1,963	5,201	7,003	9,370	8,656	8,839	7,451	5,663	6,459	6,725
Lawns.....	"	4,771	3,778	4,007	7,697	4,665	2,985	2,570	2,544	4,100	2,130
Cotton Yarn.....	<i>Piculs</i>	45,666	58,561	50,577	65,780	59,027	84,228	60,675	51,886	67,393	54,928
WOOLLEN GOODS:—											
Camlets, English.....	<i>Pieces</i>	2,253	1,982	2,866	3,191	3,942	3,599	3,863	3,786	4,279	3,943
Lastings.....	"	1,081	740	716	1,026	996	786	1,172	757	957	884
Long Ells.....	"	913	882	770	1,354	898	553	1,234	1,064	764	509
Spanish Stripes.....	"	917	851	1,071	1,040	1,191	1,123	1,051	883	1,131	745
Cloth, Broad and Medium.....	"	167	141	133	217	185	200	294	131	321	201
Lustres.....	"	171	99	25	...	4	23	7	...
Woolen Yarn and Braid.....	<i>Piculs</i>	421	416	411	484	523	507	601	414	440	416
METALS:—											
Iron, Nail-rod and Bar.....	<i>Piculs</i>	916	809	1,850	2,075	1,946	1,359	1,415	1,001	1,831	1,372
" Old.....	"	12,989	8,265	12,963	8,137	2,537	6,772	7,200	4,917	4,709	5,057
Tin, in Slabs.....	"	7,265	9,293	6,111	10,616	5,598	5,457	4,866	7,012	6,792	4,017
Lead, in Pigs.....	"	3,345	4,087	3,542	1,742	1,755	1,182	1,358	1,630	2,163	1,113
Quicksilver.....	"	224	183	202	272	212	233	225	206	241	187
SUNDRIES:—											
Bicho de Mar, Black and White.....	<i>Piculs</i>	8,377	4,930	2,996	6,784	7,066	6,764	6,216	5,965	5,155	7,394
Cotton, Raw, Indian.....	"	1,279	854	183	9,311	9,778	7,457	4,650	91	3,577	616

Comparative Table of the principal Articles of Import—*Cont^d*

DESCRIPTION OF GOODS.	Classifier of Quantity.	1893.	1894.	1895.	1896.	1897.	1898.	1899.	1900.	1901.	1902.
<i>SUNDELES, continued:—</i>											
Fish, Dried.....	<i>Piculs</i>	17,149	19,308	12,589	13,603	20,021	5,424	13,662	11,212	13,365	6,248
Flour.....	"	27,146	15,406	126,327	106,743	52,089	98,898	161,591	149,639	201,913	155,704
Matches, Wood, Japan.....	<i>Gross</i>	489,633	499,819	612,583	571,207	447,650	623,335	632,850	661,080	455,402	595,347
Mats, Tea and Straw.....	<i>Pieces</i>	1,225,020	1,184,860	803,600	1,430,709	1,053,149	966,334	802,484	1,017,912	742,755	911,999
Oil, Kerosene.....	<i>Galls.</i>	1,533,290	3,266,140	3,113,047	2,639,339	3,830,920	2,647,126	3,110,864	3,786,580	3,275,019	2,716,170
Prawns and Shrimps, Dried.....	<i>Piculs</i>	13,757	12,479	20,080	15,695	12,386	11,586	11,250	11,518	10,280	10,043
Rice.....	"	482,976	296,692	277,646	402,226	46,374	265,707	1,024,002	298,884	216,155	1,181,145

TABLE No. 2.—EXPORT TRADE.

Comparative Table of the principal Articles of Export, for the Years 1893 to 1902.

DESCRIPTION OF GOODS.	Classifier of Quantity.	1893.	1894.	1895.	1896.	1897.	1898.	1899.	1900.	1901.	1902.
Bags, Hemp.....	<i>Pieces</i>	722,165	706,270	519,425	503,175	429,307	316,980	325,600	325,490	336,250	394,850
Bricks and Tiles.....	"	4,357,208	3,129,623	3,416,130	4,348,439	4,244,023	4,079,689	5,059,599	4,645,858	3,980,568	4,481,488
Chinaware, Coarse.....	<i>Piculs</i>	17,840	21,150	25,506	18,386	12,868	10,125	11,187	13,719	10,732	7,992
Hemp Skin.....	"	1,824	2,927	3,657	2,529	3,599	5,161	5,301	2,265	4,612	5,953
" Sacking.....	<i>Pieces</i>	296,950	271,000	338,820	329,352	281,980	244,400	385,050	208,950	177,905	367,500
Iron Pans and Ironware.....	<i>Piculs</i>	10,662	8,475	6,245	5,468	3,495	3,520	4,013	4,544	3,563	4,879
Lung-ngans, Dried.....	"	7,940	8,857	9,872	7,922	12,897	9,578	11,510	3,721	8,660	9,455
Paper, 1st Quality.....	"	14,500	14,506	12,512	12,888	14,815	11,585	10,802	10,798	10,103	19,308
" 2nd ".....	"	36,952	39,186	33,717	38,784	36,924	31,110	27,142	37,845	34,030	20,782
Preserves.....	"	5,101	6,408	7,061	8,855	5,946	5,840	5,645	5,813	4,634	5,544
Sugar, Brown.....	"	81,504	80,773	88,727	132,256	95,954	103,631	139,003	89,116	78,483	59,602
" White.....	"	5,551	11,054	11,003	13,366	9,717	9,413	11,660	3,708	8,348	5,623
" Candy.....	"	69,268	82,314	91,661	88,539	77,084	74,950	99,107	53,438	47,331	34,347
Tea, Oolong.....	"	25,108	29,312	15,807	29,699	8,808	7,057	6,199	3,679	3,942	3,538
" Pouchong.....	"				2,809	3,201	2,256	3,246	2,855	2,919	2,790
" Souchong.....	"				104	137	126	93	118	140	127
Tobacco, Prepared.....	"	8,746	11,476	13,573	15,737	18,726	20,844	14,752	6,464	8,368	6,633
Umbrellas, Paper (Kittysols).....	<i>Pieces</i>	651,156	605,689	594,917	470,455	541,398	570,053	459,110	147,489	126,929	92,250
Vermicelli and Macaroni.....	<i>Piculs</i>	15,977	13,916	13,766	11,013	11,003	11,573	9,754	10,973	9,406	11,322

TABLE No. 3.—VALUE OF TRADE.

Comparative Table of the Value of the Trade, for the Years 1893 to 1902.

YEARS.	IMPORTS FROM		EXPORTS TO		TOTAL IMPORTS AND EXPORTS.	RE-EXPORTS.	TREASURE AND COPPER COINS.		TRANSIT TRADE.	
	Foreign Countries.	Chinese Ports.	Foreign Countries.	Chinese Ports.			Imported.	Exported.	Inwards.	Outwards.
1893.....	Hk. \$s 6,712,090	Hk. \$s 8,736,280	Hk. \$s 1,233,253	Hk. \$s 1,074,416	Hk. \$s 17,756,039	Hk. \$s 4,615,798	Hk. \$s 1,573,739	Hk. \$s 1,654,356	Hk. \$s 433,085	Hk. \$s 318,865
1894.....	6,372,311	9,377,545	1,431,180	1,218,840	18,399,876	5,706,728	2,299,850	1,787,536	466,539	378,972
1895.....	9,688,302	5,911,182	1,639,656	939,482	18,178,622	4,711,730	2,554,263	2,428,434	588,240	476,417
1896.....	12,392,953	3,902,727	1,667,869	1,154,844	19,118,393	6,106,346	3,433,619	3,341,243	714,341	564,852
1897.....	11,336,255	3,631,756	1,467,916	973,315	17,409,242	4,435,626	3,945,605	4,087,876	752,971	551,557
1898.....	11,569,442	3,592,363	1,353,472	943,585	17,458,862	4,207,502	4,164,753	3,855,079	930,503	563,572
1899.....	13,602,129	4,854,081	1,222,101	1,201,343	20,879,654	3,918,973	2,145,852	3,909,573	1,015,312	727,074
1900.....	11,076,220	5,124,533	1,239,856	681,141	18,121,750	4,178,522	2,437,197	2,545,318	932,778	270,688
1901.....	11,129,448	5,389,077	1,216,703	808,476	18,543,704	3,824,646	2,287,100	1,829,007	1,160,480	332,931
1902.....	14,157,702	5,101,200	1,454,426	782,121	21,495,449	4,333,581	3,016,567	2,827,916	1,017,687	466,741

TABLE No. 4.—SHIPPING.

Comparative Table of Shipping, for the Years 1893 to 1902.

a.—Under General Regulations.

YEARS.	ENTERED INWARDS.						CLEARED OUTWARDS.					
	STEAMERS.		SAILING VESSELS.		TOTAL.		STEAMERS.		SAILING VESSELS.		TOTAL.	
	No.	Tons.	No.	Tons.	No.	Tons.	No.	Tons.	No.	Tons.	No.	Tons.
1893.....	888	843,039	82	39,604	970	882,643	890	843,894	82	40,150	972	884,044
1894.....	822	761,502	85	49,011	907	810,513	826	765,378	87	49,087	913	814,465
1895.....	861	832,582	58	28,819	919	861,401	857	829,548	60	29,711	917	859,259
1896.....	932	1,031,583	60	26,086	992	1,057,669	931	1,031,741	54	23,341	985	1,055,082
1897.....	806	844,289	36	17,567	842	861,856	808	844,703	43	20,692	851	865,395
1898.....	796	802,308	28	15,704	824	818,012	793	798,777	27	13,631	820	812,408
1899.....	974	953,837	27	11,219	1,001	965,056	977	956,476	30	14,362	1,007	970,838
1900.....	853	891,085	25	4,537	878	895,622	854	892,105	23	4,501	877	896,606
1901.....	854	901,135	17	4,715	871	905,850	846	890,231	16	2,376	862	892,607
1902.....	874	988,640	10	3,644	884	992,284	868	985,456	13	6,019	881	991,475

b.—Under Inland Steam Navigation Rules.

YEARS.	ENTERED INWARDS.		CLEARED OUTWARDS.		TOTAL ENTERED AND CLEARED.	
	No.	Tons.	No.	Tons.	No.	Tons.
1893-99.....
1900.....	4,108	116,036	4,113	116,223	8,221	232,259
1901.....	4,474	142,904	4,478	143,852	8,952	286,756
1902.....	5,066	142,519	5,105	142,817	10,171	285,336

TABLE No. 5.—TREASURE.

Treasure Imported and Exported during the Year 1902.

COUNTRIES FROM WHICH IMPORTED AND TO WHICH EXPORTED.	IMPORTS.				EXPORTS.					
	GOLD.		SILVER.		GOLD.			SILVER.		COPPER COINS.
	In Bars.	In Bars.	In Dollars.	COPPER COINS.	In Bars.	In Coin.	In Bars.	In Sycee.	In Dollars.	
1. FOREIGN COUNTRIES:—	<i>Hk. Ts</i>	<i>Hk. Ts</i>	<i>Hk. Ts</i>	<i>Hk. Ts</i>	<i>Hk. Ts</i>	<i>Hk. Ts</i>	<i>Hk. Ts</i>	<i>Hk. Ts</i>	<i>Hk. Ts</i>	<i>Hk. Ts</i>
Straits Settlements.....	8,667	6,867
Hongkong.....	613,700	...	113,474	23,218	100	1,456	516,247	...
Tamsui.....	172,201	1,391,822	...
Tainan.....	22,139	...	1,533	63,068	...
TOTAL: 1. FOREIGN COUNTRIES	816,707	...	115,007	23,218	100	1,456	1,978,004	...
2. CHINA:—										
Central Ports.....	9,608	15,705	780
Southern Ports.....	2,188,919	1,333	693,646	...
TOTAL: 2. CHINA.....	2,198,527	1,333	709,351	780
TOTAL: 1 and 2. FOREIGN COUNTRIES AND CHINA...	3,015,234	1,333	115,007	23,218	100	1,456	2,687,355	780
GRAND TOTAL.....	3,015,234	1,333	138,225	2,688,911	...	780

TABLE No. 6.—PASSENGER TRAFFIC.

Passenger Traffic during the Year 1902.

PASSENGERS TO					PASSENGERS FROM			
STEAMERS.		SAILING VESSELS.			STEAMERS.		SAILING VESSELS.	
Foreigners.	Natives.	Foreigners.	Natives.		Foreigners.	Natives.	Foreigners.	Natives.
255	6,391	Formosa.....	381	7,559
140	5,053	Coast Ports.....	219	6,408
312	5,399	Hongkong.....	345	22,439
12	76,896	Straits.....	13	24,258
...	1,336	Saigon.....	...	568
3	7,431	Manila.....	4	444
...	10	Other Ports.....	1	745
722	102,516	TOTAL.....	963	63,421

TABLE No. 7.—TEA.

Export and Re-export of Tea, for the Year ended 31st December 1902.

EXPORTED.						
DESTINATION.	CONGOU.	OOLONG.	POUCHONG.	SOUCHONG.	STALK.	TOTAL.
	<i>Piculs.</i>	<i>Piculs.</i>	<i>Piculs.</i>	<i>Piculs.</i>	<i>Piculs.</i>	<i>Piculs.</i>
Great Britain
Hongkong	391	564	38	...	993
Singapore and Straits	1,728	927	119	...	2,774
British America
United States of America	17	17
Philippine Islands	163	3	11	...	177
Tamsui	2	1	3
Tainan	1	1
Cochin China	242	90	11	12	355
Siam	423	74	6	...	503
Java	508	1,108	14	...	1,630
Total to Foreign Countries	3,475	2,767	199	12	6,453
" " Chinese Ports	63	23	86
GRAND TOTAL	3,538	2,790	199	12	6,539
RE-EXPORTED.						
Great Britain	1,679	1,679
Hongkong	4,733	32	4,765
Singapore and Straits	7	898	905
British America	273	273
United States of America	117,960	32	117,992
Philippine Islands	27	27
Tamsui	24	24
Tainan	23	23
Cochin China	44	335	379
Siam	259	259
Java	7,343	7,343
Total to Foreign Countries	124,770	8,899	133,669
" " Chinese Ports	34	3	37
GRAND TOTAL	124,804	8,902	133,706
DESCRIPTION.	To FOREIGN COUNTRIES.		To CHINESE PORTS.		TOTAL.	
	<i>Piculs.</i>		<i>Piculs.</i>		<i>Piculs.</i>	
Congou	
Oolong	128,245	...	97	...	128,342	
Pouchong	11,666	...	26	...	11,692	
Souchong	199	199	
Stalk	12	12	
GRAND TOTAL	140,122	...	123	...	140,245	

SWATOW TRADE REPORT, FOR THE YEAR 1902.

1°. LOCAL.—The year just closed cannot from a commercial standpoint be regarded as altogether satisfactory. There has been no very serious retrogression, it is true, but the tendency to advance, which set in some five years ago, and which, in spite of the temporary check caused by the troubles of 1900, was again apparent in the trade of the following year, has not been continued during 1902. The New Year found the merchants godowns full, large stocks of Foreign staples having been imported early in the previous November to avoid the effective 5 per cent. tariff, and quantities of Native goods, particularly Beancake, remaining undistributed on account of the want of water in the riverine trade routes. When the markets reopened after Chinese New Year, the air was full of rumours of possible increase in local taxation, and this question being at the time of writing still unsettled has had a depressing effect throughout the year. The drought continued until the middle of April, and when at last the rain came it was too late to save the early crops. Money was consequently scarce and large sums had to be diverted from the ordinary trade channels for the purchase of foodstuffs. Another important factor in the general disorganisation of trade is to be found in the unprecedented fall in the value of silver, which placed many Foreign commodities out of the reach of former purchasers. In August an office was established here for the levy of a tax on Boiled Opium; but the office was closed at the beginning of November, and the importation of Opium, which had been temporarily suspended, was resumed. Notwithstanding this interruption, Opium merchants have made good profits, while the great majority of other traders are dissatisfied with the year's business. The net value of the trade amounted to *Hk.Ts* 44,590,171, of which Foreign Imports account for *Hk.Ts* 14,428,617. Although the latter amount is about half a million taels in advance of the former year's figures, a glance at Special Table No. 1 will show that this excess is due to the inflated silver value of Foreign goods, and that, with the exception of the enormous importations of Bangkok Rice, necessitated by the failure of the local crops, the various staples have arrived in considerably smaller quantities than during 1901. High prices and the abnormal Rice import also raised the values of Native Imports to *Hk.Ts* 18,447,522; but the value of the Export trade has fallen to *Hk.Ts* 11,714,032, or over a million taels less than the shipments of the previous year.

2°. REVENUE.—The total Revenue amounted to *Hk.Ts* 1,519,690, a falling off of *Hk.Ts* 40,000 as compared to the preceding year's collection. The effective 5 per cent. levy raised the Import Duties to *Hk.Ts* 362,363, or *Hk.Ts* 26,500 more than was paid by a greater bulk of Foreign goods during 1901. The Duties on Native goods inwards and outwards show a decline of *Hk.Ts* 80,000—Coast Trade Duties having yielded only *Hk.Ts* 123,810, and Export, *Hk.Ts* 447,738, as against *Hk.Ts* 148,523 and *Hk.Ts* 502,896 during the previous 12 months. Opium makes a slightly better showing, with *Hk.Ts* 147,909 for Import Duties and *Hk.Ts* 393,701 for Likin. Tonnage Dues continue to improve, and during the period under review amounted to *Hk.Ts* 43,938, which is the largest sum ever collected under this heading at Swatow. The British flag is credited with rather more than two-thirds of the collection; the second place is taken by the Japanese flag, and the third by the German, although neither of the two last mentioned has contributed Duties equal to those of 1901.

3°. FOREIGN TRADE.—(a.) Imports.—The value of the Foreign Imports, exclusive of Opium, amounted to 11 million taels. Cotton Piece Goods were valued at *Hk.Ts* 1,302,959,

but almost every variety shows a falling off as compared to the preceding year's figures. Grey and White Shirtings declined by 111,000 pieces; T-Cloths, by over 10,000 pieces; Jeans, by 4,600 pieces; and Cotton Flannel, by 3,000 pieces; while of the more important fabrics only Drills, owing to the increased popularity of the Japanese make, and Sheetings held their own. Very little business was done in the early part of the year, and when the market really opened in the second Chinese moon laying-down prices were already fairly high, money was not plentiful and likely to become less so, and there was little encouragement to importers to operate largely. The cost of goods increased very gradually up to the end of August, but during the last four months of the year prices advanced with far greater rapidity. The retail establishments, where country visitors buy their Piece Goods and where travelling pedlars replenish their packs, held fairly large stocks at the commencement of the year, and as exchange fell they disposed of them at ever improving rates. Since the rise in prices continued without a check, they were able throughout the entire period now reported on to make satisfactory profits on what business was done. Importers were not so fortunate. As silver fell, local prices did not rise with the same rapidity as those in Hongkong, where the goods are purchased, and losses of more or less importance were frequent. Cotton Yarn came in to the extent of 125,939 piculs, or more than 37,000 piculs short of the arrivals of 1901. English Yarn at \$140 to \$155 per bale was regarded as too dear, and the import was limited to 3,642 piculs, equal to about one-seventh of the average annual receipts of the past 10 years. Japanese spinnings were not in demand, no more than 112 piculs being recorded in our statistics. The cheap Bombay twist met with greater favour, although the year's figures—122,185 piculs—do not compare favourably with the 138,294 piculs shown in the last Report. Two reasons are given for this diminution—first, the heavy stocks carried forward from the previous year, and, secondly, the disturbed condition of Kwangsi, to which province a considerable portion of the products of the Hsiug-ning (興甯) looms is usually despatched by road. Woollen Goods shared in the general decline, Italian Cloth being the only variety that shows an advance. In the local Metal trade Tin in Slabs, which takes the lead, is used in the manufacture of Pewter and of Tin-foil. During the year only 11,277 piculs were imported, showing a decrease of 2,000 piculs. This falling off, and, indeed, the shrinkage in Metal Imports generally, is said to be largely due to the unwillingness of importers to supply the Metal workers with large stocks on credit, their disinclination resulting from the difficulties and losses they have experienced through many of their debtors in the interior dying suddenly of plague. The import of Tinplates is governed by the influx of Kerosene Oil, so the decline of 25 per cent. in this article was to be looked for. The demand for American Flour continues to increase. 10 years ago 10,000 piculs represented the annual consumption, while during the year under review 117,554 piculs were imported. Japan Matches have advanced by 100,000 gross, the supply during the previous year having fallen somewhat short of requirements. The abnormal receipts of Kerosene Oil in 1901 left considerable stocks undisposed of, both at the port and in the interior. The low prices of the previous year could not be maintained, and consequently some of the districts to the south of Swatow, that had been temporarily making their purchases here, returned to the Hongkong market. A combination of the principal producers in Netherlands India caused the prices of Langkat Oil to rise in July and August, and, as prices continued their upward course during the autumn and winter, stocks were held back in the country with a view to realise profits. On the other hand, owing to the dearth of money, consumers were slow to respond to the higher prices, which during the second half of the year rose from \$2 to \$2.90 per unit of 10 gallons. The result of these conditions was a diminished import amounting to only 4,107,636 gallons, as compared to 7,076,025 gallons during the preceding

twelvemonth. It is reported, however, that the year closed with a strong market and a rising demand. The import of Bangkok Rice, which came to 1,059,954 piculs, was quite unprecedented. Early in the year it became evident that, owing to the want of rain, the spring crops must be ruined, and that large quantities of Rice must be brought in to supply the deficiency. Rice from the Yangtze Valley, which is the most popular here, was at that time quoted at \$4.70 to \$5.10 per picul, while Bangkok Rice could be laid down here at \$3.60 to \$4. With a difference of over a dollar a picul in its favour the Foreign grain was able to command a fair share of the business, and continued to be extensively imported until the autumn, when heavy demands from Europe raised the price in Siam. It is impossible to pass over without comment the stupendous increase in the imports into this Sugar-producing district of Sugar from the Hongkong refineries. This increase is best illustrated by the following table, which gives the arrivals of the past four years:—

—	BROWN SUGAR.	WHITE SUGAR.	REFINED SUGAR.	SUGAR CANDY.
	<i>Piculs.</i>	<i>Piculs.</i>	<i>Piculs.</i>	<i>Piculs.</i>
1899.....	...	215	840	633
1900.....	307	189	1,690	1,821
1901.....	215	909	5,486	4,448
1902.....	5,397	14,532	22,368	4,469

The Hongkong product is so much cleaner than the Native article that it is rapidly gaining popularity. It is found to be particularly suitable for the manufacture of Preserves, as the absence of impurities does away with the necessity for constant skimming, and the higher grades of Hongkong Brown Sugar are found to give better results than the far more costly local White. The price, too, is in favour of the imported article, as the average value of Swatow Brown during the year was *Hk.Ts.* 3.45 per picul, and that of the Hongkong variety was *Hk.Ts.* 3.30. Swatow White was quoted at *Hk.Ts.* 5.25, and Hongkong White at *Hk.Ts.* 4.75, while Hongkong Refined Sugar could be laid down here at the same figure as was asked for the local White Sugar.

(b.) *Exports* and (c.) *Re-exports*.—The Export trade to Foreign countries has run its usual course, and the value of the goods shipped was *Hk.Ts.* 5,317,215, or less than 2 per cent. short of the previous year's figures. The shipments to Singapore continue to increase, the most notable advances being in Fresh Eggs, Ground-nuts, Coarse Chinaware, Vegetables (Fresh, Dried, and Salted), and similar goods for the use of Chinese residents in the Straits. Exports to Hongkong declined by a million taels, Ground-nut Oil alone being responsible for a decrease of over *Hk.Ts.* 200,000. Encouraged by the handsome profits realised in 1901, the agriculturists in this district had devoted a much larger area to the cultivation of Ground-nuts; but the demand did not come up to their expectations. Only 4,000 piculs of Sugar were sent to Hongkong, as compared to 16,800 piculs in 1901 and 85,900 piculs in 1900.

4°. COAST TRADE.—(a.) *Original Shipments Coastwise*.—This has been the least satisfactory branch of the trade in a not altogether satisfactory year. That, while prices ruled higher than usual, the value of the goods of local origin sent to Chinese ports should have declined by over a million taels is in itself sufficiently important; but the matter has a far more serious aspect when it is found that this falling off is mainly attributable to a shrinkage of close upon 300,000 piculs in Sugar, Swatow's leading Export. There are no large Sugar

plantations under skilled management in this district; every farmer has his plot of cane, which he cultivates by old-fashioned methods; and in spite of the natural advantages of soil, climate, and cheap labour, the Sugar produced in this manner is, as is to be expected, gradually giving way in the competition with the output of the Hongkong refineries manufactured from cane grown on the well-organised and economically managed plantations of the Dutch colonies. Of the other important commodities, Liquid Indigo declined from 49,194 to 24,540 piculs, while, on the other hand, Gunny Bags, Hemp Skin, and all kinds of Paper show a considerable advance, and a strong demand from the North doubled the export of Preserves—principally sugared ginger and sugared melon—and caused a considerable rise in prices.

(b.) *Reshipments Coastwise.*—The Native goods re-exported to Chinese ports are valued at only *Hk.Ts.* 57,745, of which amount *Hk.Ts.* 26,000 represent 66 piculs of Szechwan and Yunnan Opium that failed to find a market here.

(c.) *Coastwise Arrivals.*—The net value of the Native Imports was *Hk.Ts.* 18,500,000, or over half a million more than the previous year's total. Beans and Beancake, which in 1901 accounted for half the value of the trade, fell during the year under review to 3,313,251 piculs, valued at *Hk.Ts.* 6,650,000. The business in Beancake has not been profitable for several years. Heavy stocks were brought over from 1901, but, owing to the drought, the spring demand was small and sales could only be effected at unremunerative prices. During the year under review greater caution has been exercised by importers, the stocks now in hand are about half the usual quantity, and the outlook for the coming year's business is more promising. Rice from the Yangtze Valley was imported to the extent of 2,685,385 piculs and valued at *Hk.Ts.* 7,475,121. During the first half of the year Wuhu Rice was so dear that, as has been stated already, the cheaper Bangkok grain secured a considerable share of the business; later, however, prices fell on the Yangtze and rose in Siam, which rendered competition with the Native cereal impossible. Locally prices ruled high in October and handsome profits were realised. Encouraged by this and by the anticipation that the autumn crop would turn out badly, importers launched into very large operations. When reaped, however, in November, the harvest proved to be far better than was expected, and, importations having been continued too long, most, if not all, of the previous profits were lost. Some idea of the magnitude of the Rice importations may be gained from the fact that the value of the Rice, Foreign and Native, imported during the year was just one-quarter of the value of the entire trade of the port. Godowns rapidly filled and, there being no place to store the grain, steamers were in many cases detained in port for weeks before they could be discharged. Silk Piece Goods declined from 1,067 to 641 piculs. Prices in Shanghai rose to a high figure, and, money not being very plentiful in the district, merchants hesitated to import any but the cheaper varieties, and then only in small quantities.

5°. *INLAND TRANSIT.*—(a.) *Inwards.*—The total value of the goods conveyed to the interior under Transit Pass was under *Hk.Ts.* 10,000. In all, 18 Passes were issued, and the Duty collected amounted to *Hk.Ts.* 230.

(b.) *Outwards.*—Late in the autumn, for the first time since the port was opened, an Outward Transit Pass was applied for, but when the year closed the goods had not yet arrived.

6°. *SHIPPING.*—During the year 1,201 steamers, aggregating 1,309,593 tons, visited the port, both these figures being the highest in the history of Swatow. The average tonnage per steamer has increased to 1,090 tons, as compared to 1,059 tons in 1901 and 1,030 tons in 1900. Freights in the southern trade have ruled low throughout the year, and the gold equivalent of the earnings of steamers sent to the East to seek charters must have been

unsatisfactory to owners in Europe. In the northern trade there was little change, except during November, when the quantity of Rice being carried from the Yangtze to Swatow sent rates up temporarily to a more remunerative figure.

7°. PASSENGER TRAFFIC.—328 Foreigners and 109,492 Natives left the port during the year, and 350 Foreigners and 75,747 Natives arrived. The number of passengers departing, particularly for Bangkok, the Straits, and Sumatra, shows a considerable increase, and emigrant-carrying steamers found the year a profitable one, in spite of quarantine detentions during the summer months.

8°. TREASURE.—The movements of Treasure, inwards and outwards, were considerably in advance of those of the previous year. The bill for the heavy consignments of Rice, which the short shipments of Sugar failed to meet, had, to a great extent, to be paid in cash, and consequently the Treasure exported exceeded that imported by no less than *Hk. Ts.* 4,017,387. A demand for Japanese Dollars in Amoy enabled local merchants to dispose of their Japanese coins at a premium, and accounts for the unusually heavy shipment of specie to that port.

9°. OPIUM.—(a.) *Foreign.*—The import of Foreign Opium amounted to 4,921 piculs, a slight increase on the previous year's receipts. This improvement is due to the augmented arrivals of the Persian variety imported to replace the shortage in the Szechwan drug. The average price of Persian is \$700 per picul, and that of Szechwan is about \$650. When boiled, Persian yields nearly 75 per cent. of Opium ready for the pipe, while the Native product loses nearly 40 per cent. in course of preparation; thus at the prices above quoted the Foreign Opium was rather less expensive to the consumer. Exchange on India fell from Rs. 136 for \$100 in January to Rs. 117 in December, and caused the cost of Malwa, Patna, and Benares to advance \$100 per chest by the end of the year. The rise was gradual and steady, and importers were able to make good profits. In August an office was established here to levy a tax on Boiled Opium, and during the few weeks of its existence merchants refrained from importing. Large stocks had, however, been accumulated in advance, and some Opium is said to have reached the Hakka districts *via* Amoy.

(b.) *Native.*—The advance in the import of Native Opium recorded in the last Report was not maintained during the year, and the arrivals—1,120 piculs—were only equal to those of 1900. The decline was mainly in the Szechwan variety, which fell from 1,303 to 1,005 piculs. Some Shengking Opium was imported in December; but the consignment was an experimental one and amounted to only 7 piculs.

10°. MISCELLANEOUS.—Bubonic plague and cholera were epidemic here during the spring and summer, and the loss of life throughout the district was very heavy. Swatow itself, although visited by both forms of disease, suffered less severely than the neighbouring cities.

SMOLLETT CAMPBELL,

Commissioner of Customs.

SWATOW, 25th February 1903.

SWATOW TRADE RETURNS, FOR THE YEAR 1902.

A.—GENERAL TABLES.

TABLE No. I.—SHIPPING.

Number and Tonnage of Vessels Entered and Cleared under each Flag,
for the Year ended 31st December 1902.

a.—Under General Regulations.

FLAG.	STEAMERS.													
	ENTERED INWARDS.						CLEARED OUTWARDS.						TOTAL ENTERED AND CLEARED.	
	With Cargo.		In Ballast.		TOTAL.		With Cargo.		In Ballast.		TOTAL.		TOTAL ENTERED AND CLEARED.	
	No.	Tons.	No.	Tons.	No.	Tons.	No.	Tons.	No.	Tons.	No.	Tons.	No.	Tons.
British.....	662	771,662	88	103,842	750	875,504	595	694,546	153	177,943	748	872,489	1,498	1,747,993
German.....	118	127,694	54	57,417	172	185,111	120	126,411	51	57,761	171	184,172	343	369,283
Dutch.....	4	4,860	1	1,020	5	5,880	3	3,450	2	2,430	5	5,880	10	11,760
Danish.....	1	1,668	1	1,668	1	1,668	1	1,668	2	3,336
Norwegian.....	7	6,889	5	4,010	12	10,899	5	4,351	7	6,548	12	10,899	24	21,798
Swedish.....	7	6,923	7	6,923	7	6,923	7	6,923	14	13,846
Japanese.....	200	173,825	10	9,014	210	182,839	188	163,413	22	19,426	210	182,839	420	365,678
Chinese.....	39	37,070	5	3,699	44	40,769	42	40,048	2	721	44	40,769	88	81,538
TOTAL.....	1,031	1,123,668	170	185,925	1,201	1,309,593	961	1,040,810	237	264,829	1,198	1,305,639	2,399	2,615,232
SAILING VESSELS.—Nil.														

b.—Under Inland Steam Navigation Rules.

FLAG.	ENTERED INWARDS.						CLEARED OUTWARDS.						TOTAL ENTERED AND CLEARED.	
	With Cargo.		In Ballast.		TOTAL.		With Cargo.		In Ballast.		TOTAL.		TOTAL ENTERED AND CLEARED.	
	No.	Tons.	No.	Tons.	No.	Tons.	No.	Tons.	No.	Tons.	No.	Tons.	No.	Tons.
British.....	63	7,981	246	27,333	309	35,314	63	7,981	246	27,333	309	35,314	618	70,628
German.....	56	1,120	56	1,120	56	1,120	56	1,120	112	2,240
Chinese.....	2,192	75,888	2,192	75,888	2,192	75,888	2,192	75,888	4,384	151,776
TOTAL.....	63	7,981	2,494	104,341	2,557	112,322	63	7,981	2,494	104,341	2,557	112,322	5,114	224,644

TABLE No. II.—GROSS AND NET VALUES OF THE TRADE OF SWATOW,
1900 TO 1902.

	1900.		1901.		1902.	
	NET VALUES.	GROSS VALUES.	NET VALUES.	GROSS VALUES.	NET VALUES.	GROSS VALUES.
	<i>Hk. Ts.</i>	<i>Hk. Ts.</i>	<i>Hk. Ts.</i>	<i>Hk. Ts.</i>	<i>Hk. Ts.</i>	<i>Hk. Ts.</i>
FOREIGN GOODS.						
Imported from Foreign Countries and Hongkong.....	12,525,066		13,621,300		14,140,672	
Imported from Chinese Ports	290,592		369,111		319,103	
Total Foreign Imports.....		12,815,658		13,990,411		14,459,775
Re-exported to Foreign Countries and Hongkong ...	73,551		42,681		21,730	
Re-exported to Chinese Ports (chiefly to Central and Southern Ports).....	27,548		12,627		9,428	
Total Foreign Re-exports.....	101,099		55,308		31,158	
Net Total Foreign Imports	12,714,559		13,935,103		14,428,617	
NATIVE PRODUCE.						
Imported (chiefly from Northern, Yangtze, and Central Ports).....		18,857,242		18,193,361		18,924,309
Re-exported to Foreign Countries	466,150		397,509		419,042	
Re-exported to Chinese Ports.....	218,965		164,571		57,745	
Total Native Re-exports.....	685,115		562,080		476,787	
Net Total Native Imports.....	18,172,127		17,631,281		18,447,522	
Native Produce of local origin Exported to Foreign Countries.....	4,952,481		5,016,307		4,898,173	
Native Produce of local origin Exported to Chinese Ports	7,405,353		7,843,054		6,815,859	
Total Exports of local origin ...		12,357,834		12,859,361		11,714,032
Gross Value of the Trade of the Port		44,030,734		45,043,133		45,098,116
Net Value of the Trade of the Port, i.e., Foreign and Native Imports less Re-exports, and Native Exports of local origin.....	43,244,520		44,425,745		44,590,171	

TABLE No. III.—TRADE IN FOREIGN GOODS.—Imports and Re-exports.

DESCRIPTION OF GOODS.	Classifier of Quantity.	IMPORTS FROM FOREIGN COUNTRIES AND HONGKONG.		IMPORTS FROM CHINESE PORTS.		RE-EXPORTS TO FOREIGN COUNTRIES AND HONGKONG.		RE-EXPORTS TO CHINESE PORTS.		NET TOTAL IMPORTS.	
		Quantity.	Value.	Quantity.	Value.	Quantity.	Value.	Quantity.	Value.	Quantity.	Value.
OPIUM :—											
Malwa.....	<i>Piculs</i>	2,010.15	1,588,734	2,010.15	1,588,734
Patna.....	"	2,035.91	1,276,149	2.40	1,466	2,038.31	1,277,615
Benares.....	"	711.53	447,202	711.53	447,202
Persian.....	"	161.28	102,430	161.28	102,430
COTTON GOODS :—											
Shirtings, Grey, Plain.....	<i>Pieces</i>	88,667	190,628	7,876	25,660	96,543	216,288
" White, ".....	"	159,855	551,202	41,397	146,339	100	340	36	122	201,116	697,079
Shirtings, White, Figured, } Brocaded, and Spotted } White Cotton Lenos.....	"	37	156	37	156
" " ".....	"	49	157	49	157
Shirtings, Dyed, Plain.....	"	10,028	39,816	105	350	10,133	40,166
T-Cloths, Dyed.....	"	50	100	50	100
Shirtings, Dyed, Figured, } Brocaded, and Spotted } Dyed Cotton Lenos.....	"	3,661	14,874	46	240	22	58	3,593	14,576
" " Metz Cords.....	"	90	313	90	313
" " ".....	"	396	1,770	396	1,770
T-Cloths, 32 inches.....	"	16,573	27,281	225	535	16,798	27,816
" 36 ".....	"	10,354	22,908	1,500	3,751	11,854	26,659
" Japanese, 32 inches.....	"	975	1,560	975	1,560
Drills, English.....	"	3,886	18,314	180	1,180	4,066	19,494
" Dutch.....	"	5	15	5	15
" American.....	"	306	1,322	306	1,322
" Japanese.....	"	35	166	35	166
Jeans, English.....	"	2,491	10,712	2,410	6,838	4,901	17,550
" Dutch.....	"	60	122	60	122
" American.....	"	120	432	3,550	11,442	3,670	11,874
Sheetings, English.....	"	1,070	3,023	460	1,520	1,530	4,543
" American.....	"	519	1,470	240	738	759	2,208
" Japanese.....	"	1,829	4,975	1,300	3,696	3,129	8,671
" Chinese.....	"	40	120	40	120
Chintzes.....	"	1,234	2,857	1,234	2,857
Printed Shirtings.....	"	324	1,522	118	490	206	1,032
" Cotton Twills.....	"	343	1,768	343	1,768
Turkey Red Cottons.....	"	8,413	17,446	4,415	13,330	12,828	30,776
Cotton Lastings, Plain and } Figured.....	"	125	850	125	850
" Italians, Plain and } Figured.....	"	5,471	41,544	312	2,071	2	17	5,781	43,598
" Twills, Dyed.....	"	384	2,541	384	2,541
Dyed Drills.....	"	221	1,873	221	1,873
Cotton Checks.....	"	1,961	9,532	1,961	9,532
" Figures, Dyed.....	"	73	482	73	482
" Damasks.....	"	32	155	32	155
" Crimps.....	"	550	2,094	550	2,094
" Japanese.....	"	206	578	206	578
Velvets.....	"	2,113	15,117	6	78	2,107	15,039
Velveteens.....	"	1	4	1	4
Lawns.....	"	523	633	1,200	1,120	1,723	1,753
Muslins.....	"	7,311	5,779	1	4	7,312	5,783
Dimities.....	"	495	613	495	613
Handkerchiefs, Cotton.....	<i>Dozens</i>	6,586	2,519	4	3	6,590	2,522
Towels.....	"	15,966	4,676	15,966	4,676
" Japanese.....	"	29,542	7,122	29,542	7,122
Blankets, Cotton.....	<i>Pieces</i>	1,786	1,966	82	52	1,704	1,914
Blue Mottles.....	"	244	1,103	244	1,103
Cotton Camlets.....	"	60	524	60	524
" Lustres, Dyed.....	"	27	102	27	102

TABLE No. III.—TRADE IN FOREIGN GOODS.—Imports and Re-exports—Cont^d.

DESCRIPTION OF GOODS.	Classifier of Quantity.	IMPORTS FROM FOREIGN COUNTRIES AND HONGKONG.		IMPORTS FROM CHINESE PORTS.		RE-EXPORTS TO FOREIGN COUNTRIES AND HONGKONG.		RE-EXPORTS TO CHINESE PORTS.		NET TOTAL IMPORTS.	
		Quantity.	Value.	Quantity.	Value.	Quantity.	Value.	Quantity.	Value.	Quantity.	Value.
COTTON GOODS, continued:—											
			<i>Hk. Ts</i>		<i>Hk. Ts</i>		<i>Hk. Ts</i>		<i>Hk. Ts</i>		<i>Hk. Ts</i>
Cotton Spanish Stripes.....	Pieces	251	1,584	251	1,584
" Flannel.....	"	10,848	30,240	4,120	11,305	2	8	14,966	41,537
" " Japanese.....	"	9,416	11,516	474	457	120	144	8,822	10,915
Velvet Cords.....	"	41	461	41	461
Cotton Cretonne.....	"	393	2,067	3	17	390	2,050
Japanese Cotton Cloth.....	"	644	677	644	677
Cotton Crape.....	"	641	3,021	641	3,021
Japanese Cotton Crape.....	"	2,851	2,480	2,851	2,480
Mosquito Netting.....	"	111	218	111	218
Cottonades and Cottons, } Unclassed.....	"	1,123	8,000	1,123	8,000
Cotton Yarn, English.....	Piculs	3,642	93,345	3,642	93,345
" " Indian.....	"	122,188	2,439,150	3	60	122,185	2,439,100
" " Japanese.....	"	112	2,235	112	2,235
" Thread.....	"	138	19,958	1	116	137	19,842
" Cord.....	"	36	1,120	36	1,120
WOOLLEN GOODS:—											
Camlets, English.....	Pieces	1,941	22,924	1,941	22,924
" Dutch.....	"	16	266	16	266
" Imitation.....	"	4	54	4	54
Lastings.....	"	308	2,578	308	2,578
Long Ells.....	"	2,944	14,894	2,944	14,894
Spanish Stripes.....	"	1,041	15,197	1,041	15,197
" Inferior.....	"	55	523	55	523
" Cloth, Broad, Medium, and } " Habit.....	"	709	19,976	709	19,976
Alpacas.....	"	1	8	1	8
Merinos.....	"	103	1,961	103	1,961
Blankets.....	Pairs	855	4,123	855	4,123
Union or Poncho Cloth.....	Pieces	12	284	1	17	13	301
Flannel.....	"	56	709	56	709
Serges.....	"	1	14	1	14
Italian Cloth, Plain and } " Figured.....	"	3,754	50,185	14	236	3,740	49,949
Metz Cords.....	"	60	684	60	684
Banting.....	"	3	48	3	48
Woollen Goods, Unclassed.....	"	89	549	89	549
" Yarn and Thread.....	Piculs	153	13,949	39	3,879	1	95	191	17,733
MISCELLANEOUS PIECE GOODS:—											
Canvas.....	Bolts	22	227	22	227
Linen.....	Pieces	42	341	42	341
Silk and Cotton Mixtures.....	"	150	661	884	594	1,034	1,255
Woollen and Cotton Mix- } " tures.....	"	53	752	1	60	52	692
Gunny Cloth.....	Yards	280	20	280	20
Plush.....	Pieces	88	2,430	88	2,430
METALS:—											
Iron, Nail-rod.....	Piculs	8,763	26,291	8,763	26,291
" Bar.....	"	2,946	8,958	2,946	8,958
" Sheets and Plates.....	"	327	1,165	327	1,165
" Sheets and Plates, } " Galvanized.....	"	39	265	74	454	3	16	110	703

TABLE No. III.—TRADE IN FOREIGN GOODS.—Imports and Re-exports—Cont^d.

DESCRIPTION OF GOODS.	Classifier of Quantity.	IMPORTS FROM FOREIGN COUNTRIES AND HONGKONG.		IMPORTS FROM CHINESE PORTS.		RE-EXPORTS TO FOREIGN COUNTRIES AND HONGKONG.		RE-EXPORTS TO CHINESE PORTS.		NET TOTAL IMPORTS.	
		Quantity.	Value.	Quantity.	Value.	Quantity.	Value.	Quantity.	Value.	Quantity.	Value.
METALS, continued:—											
Iron Wire	<i>Piculs</i>	2,739	14,314	2,739	14,314
" Galvanized	"	38	208	38	208
" Pig and Kentledge	"	67	91	67	91
" Old	"	19,957	40,395	19,957	40,395
" Nails	"	3,330	15,849	3,330	15,849
" Anchors and Chains	"	240	960	240	960
Ironware, Unclassed	"	249	2,783	5	34	244	2,749
Tin, in Slabs	"	11,293	519,861	16	754	11,277	519,107
" Dust and Refuse	"	115	1,380	115	1,380
Tinplates	"	15,232	79,581	15,232	79,581
Lead, in Pigs	"	2,318	12,506	2,318	12,506
" " Sheets, and Tea } " " Lead	"	19	146	19	146
Copper, Bar and Rod	"	7	365	7	365
" Sheets and Plates	"	8	272	8	272
" Old	"	72	886	72	886
Copperware, Unclassed	"	6	218	6	218
Yellow Metal, Sheets	"	281	5,376	29	709	310	6,085
Brass Wire	"	4	148	4	148
Brassware	"	89	2,729	89	2,729
Steel	"	714	3,577	714	3,577
" Mild, Cuttings	"	6,116	15,215	6,116	15,215
Quicksilver	"	23	2,073	23	2,073
White Metal or German } Silver	"	40	2,023	40	2,023
Wire	"	19	821	19	821
Compound Tin	"	20	821	20	821
Zinc, Sheets	"	138	1,006	63	671	201	1,677
Metals, Unclassed	<i>Value</i>	...	1,314	...	157	...	10	1,461
SUNDRIES:—											
Almonds	<i>Piculs</i>	126	2,299	2	48	124	2,251
Aniseed, Star	"	239	2,693	239	2,693
Awabi	"	489	20,156	6	324	483	19,832
Bags, Gunny	<i>Pieces</i>	27,740	1,737	5,400	324	22,340	1,413
" Straw	"	27,538	573	1,600	40	25,938	533
Bambooware	<i>Piculs</i>	88	1,736	88	1,736
Barley, Pearl	"	3,003	13,783	3,003	13,783
Basins, Tinplate	<i>Dozens</i>	1,580	715	1,580	715
Beads, Fancy	<i>Value</i>	...	598	...	278	...	20	856
Beancake	<i>Piculs</i>	1,008	2,016	1,008	2,016
Beans and Peas	"	6,947	15,685	210	420	7,157	16,105
Beer and Porter	<i>Value</i>	...	4,582	4,582
Betel-nuts	<i>Piculs</i>	487	1,239	487	1,239
Bicho de Mar, Black	"	1,433	35,600	2	24	1,431	35,576
" White	"	1,299	17,495	1,299	17,495
Birds Nests, 1st Quality	<i>Catties</i>	39	1,023	39	1,023
" " 2nd	"	202	2,274	202	2,274
" " 3rd	"	452	1,371	452	1,371
" " Refuse	"	862	778	862	778
Bones, Cow	<i>Piculs</i>	653	919	653	919
Boneware and Hornware	"	25	841	25	841
Books, Chinese	"	97	2,463	14	487	10	478	101	2,472
Bottles, Empty	<i>Value</i>	...	1,918	1,918
Boxes, Fancy	<i>Dozens</i>	10,947	2,931	1,800	201	12,747	3,132
Braid, Llana	<i>Pkgs.</i>	24,458	8,495	24,458	8,495
Brass Wire Sieves	<i>Value</i>	...	4,770	4,770
Brass-foil	<i>Piculs</i>	34	1,738	34	1,738

TABLE No. III.—TRADE IN FOREIGN GOODS.—Imports and Re-exports—Cont^d

DESCRIPTION OF GOODS.	Classifier of Quantity.	IMPORTS FROM FOREIGN COUNTRIES AND HONGKONG.		IMPORTS FROM CHINESE PORTS.		RE-EXPORTS TO FOREIGN COUNTRIES AND HONGKONG.		RE-EXPORTS TO CHINESE PORTS.		NET TOTAL IMPORTS.	
		Quantity.	Value.	Quantity.	Value.	Quantity.	Value.	Quantity.	Value.	Quantity.	Value.
<i>SUNDRIES, continued:—</i>											
Ginseng Roots and Beards...	Catties	5,398	2,498	70	35	5,328	2,463
Glass, Window	Boxes	1,475	7,367	1,475	7,367
Glassware	Value	...	861	...	31	892
Glue	Piculs	418	7,084	418	7,084
Goldware	Value	3,293	41,256	224	2,935	3,069	38,321
Grasscloth, Fine	Piculs	...	1,440	1,440
Ground-nut Cake	Piculs	137	15,387	41	1,161	3	336	93	10,890
Ground-nuts	"	510	1,200	510	1,200
Gum Benjamin	"	315	747	315	747
" Olibanum	"	290	1,722	290	1,722
Hams	"	109	503	109	503
Hemp, Raw	"	33	1,128	33	1,128
" Pineapple	"	4,079	66,079	4,079	66,079
Hides, Cow and Buffalo	"	2,180	43,509	2,180	43,509
Horns, Deer, Young	Pairs	66	594	66	594
" " Annam	Catties	329	10,159	329	10,159
" " Cuttings	"	146	678	146	678
" Rhinoceros	"	68	816	68	816
India-rubber Goods	Value	7,266	6,789	16	239	7,250	6,550
Instruments & Apparatus, Scientific and Surgical...)	"	...	732	732
Isinglass	Piculs	...	1,676	...	8	1,684
Joss Ornaments	Pieces	285	8,424	6	184	7	280	284	8,328
Joss-stick Powder	Piculs	871,133	1,345	871,133	1,345
Lamps	Pieces	727	2,142	727	2,142
Lampware	Value	41,260	12,164	1	30	41,261	12,194
Lampwick	Pkgs.	...	18,691	10	18,681
Launches and Boats	Value	34,095	8,336	34,095	8,336
Leather	Piculs	...	2,949	2,949
Leatherware	"	1,755	30,088	5	161	65	981	1,685	28,946
Lighthouse Materials and Apparatus	Value	29	559	2	32	27	527
Lily Flowers, Dried	Piculs	803	803
Liquorice	"	1,732	16,781	1,732	16,781
Logwood Extract	"	586	4,250	16	114	570	4,136
Looking-glasses and Mirrors	Pieces	112	1,309	112	1,309
Machinery	Value	379,158	11,144	379,158	11,144
Mangrove Bark	Piculs	...	6,231	...	485	...	30	6,686
Manure, Artificial	"	11,957	11,090	11,957	11,090
Matches, Wood, European	Gross	2,426	3,603	2,426	3,603
" " Japan	"	50	18	50	18
Mats, Straw	Pieces	846,908	235,104	350	84	847,258	235,188
Medicines	Piculs	163,220	4,536	18,780	531	11,200	268	133,240	3,737
Milk, Condensed, in Tins	Dozens	12,289	120,302	230	1,890	103	982	16	114	12,400	121,096
Mushrooms	Piculs	...	13,146	...	2,408	...	101	...	15	...	15,438
Musical Instruments	Value	10,122	15,599	40	68	10,082	15,531
Mussels, Dried	Piculs	371	18,304	371	18,304
Needles	Mille	...	931	450	481
Nuts, White	Piculs	1,218	9,688	128	770	1,346	10,458
Oil, Kerosene, American	Galls.	512	291	40	15	472	276
" " Sumatra	"	461	2,341	14	86	447	2,255
" " Sumatra, in bulk	"	331,970	53,265	331,970	53,265
" " Sumatra, in bulk	"	99,420	11,930	4,000	400	95,420	11,530
" Fish	Piculs	3,680,246	285,372	3,680,246	285,372
" Ground-nut	"	94	512	94	512
" Minerals	"	101	937	100	928	1	9
" Wood	"	1,103	5,205	1,103	5,205
	"	65	566	65	566

TABLE No. III.—TRADE IN FOREIGN GOODS.—Imports and Re-exports—Cont^d

DESCRIPTION OF GOODS.	Classifier of Quantity.	IMPORTS FROM FOREIGN COUNTRIES AND HONGKONG.		IMPORTS FROM CHINESE PORTS.		RE-EXPORTS TO FOREIGN COUNTRIES AND HONGKONG.		RE-EXPORTS TO CHINESE PORTS.		NET TOTAL IMPORTS.	
		Quantity.	Value.	Quantity.	Value.	Quantity.	Value.	Quantity.	Value.	Quantity.	Value.
SUNDRIES, continued:—											
Oil (Kerosene) Cases, } Planks for	Value	1,369	1,369
Opium Husk	Piculs	79	11,537	79	11,537
Paint, Green	"	101	1,506	101	1,506
Paints, Assorted	"	109	1,363	10	153	119	1,516
Paper, 1st Quality	"	1,651	19,093	171	1,221	2	27	174	1,098	1,646	19,189
" 2nd "	"	94	646	94	646
Pepper, Black	"	457	5,564	457	5,564
" White	"	203	4,687	203	4,687
Perfumery	Value	...	2,589	...	14	2,603
Personal Effects	"	...	4,125	4,125
Pork Skin (Band)	Piculs	3,317	32,898	3,317	32,898
Prawns and Shrimps, Dried	"	1,619	28,631	23	81	13	198	1,629	28,514
Purses and Pouches	Pieces	48,504	2,478	48,504	2,478
Putchuck	Piculs	464	5,465	464	5,465
Raisins	"	58	623	58	623
Rattans, Whole	"	5,210	15,723	67	201	5,143	15,522
Rhubarb	"	231	2,296	13	133	218	2,163
Rice	"	1,059,954	2,789,650	1,059,954	2,789,650
" Paddy	"	26,230	46,045	26,230	46,045
Rope, Manila	"	24	684	2	20	26	704
Rose Maloes	"	103	1,856	103	1,856
Safes	Pieces	73	2,314	2	35	75	2,349
Sago	Piculs	1,948	6,128	1,948	6,128
Sandalwood	"	4,605	37,892	4,605	37,892
Sapanwood	"	835	1,905	835	1,905
Scales	Pieces	1,848	963	1,848	963
Seaweed and Agar-agar	Piculs	5,606	13,227	20	52	5,586	13,175
Seed, Lily Flower, or } Lotus-nuts	"	163	2,059	163	2,059
" Melon	"	409	2,270	409	2,270
" Sesamum	"	118	592	118	592
" Vegetable	"	51	506	51	506
Sharks Fins, Black	"	555	9,125	555	9,125
" " White	"	271	5,670	271	5,670
" " Clarified	"	7	854	7	854
Shell-fish	"	351	3,419	351	3,419
Shoes and Boots	Pairs	15,147	10,323	15,147	10,323
Silk, Raw, White	Piculs	2	860	2	860
" reeled from Dupions	"	6	770	2	425	8	1,195
" Noil Yarn	"	8	835	8	835
" Piece Goods	Cutties	10,889	47,007	2	12	10,887	46,995
" Embroidery	"	162	637	162	637
" Pongees, Shantung	Piculs	3	716	3	716
" and Cotton Mixtures	"	10	2,138	10	2,138
" " Ribbons	Value	...	30	...	9,894	9,924
" Products, Unclassed	"	...	1,621	...	145	1,766
Snuff	Piculs	109	16,747	...	16	1	132	108	16,631
" Native	"	27	504	27	504
Soap	Value	...	7,355	...	51	7,406
Soda	Piculs	617	1,824	145	406	10	30	752	2,200
Spectacles	Pairs	26,455	1,044	26,455	1,044
Spirituos Liquors (Wines } and Spirits)	Value	...	14,676	...	305	14,981
Sprats	"	...	2,253	2,253
Starch	Piculs	406	2,189	11	45	395	2,144
Stationery	Value	...	2,612	...	986	3,598
Stores, Household	"	...	16,950	...	122	...	312	16,760
" Steam-launch	"	...	789	789

TABLE No. III.—TRADE IN FOREIGN GOODS.—Imports and Re-exports—Cont^d

DESCRIPTION OF GOODS.	Classifier of Quantity.	IMPORTS FROM FOREIGN COUNTRIES AND HONGKONG.		IMPORTS FROM CHINESE PORTS.		RE-EXPORTS TO FOREIGN COUNTRIES AND HONGKONG.		RE-EXPORTS TO CHINESE PORTS.		NET TOTAL IMPORTS.	
		Quantity.	Value.	Quantity.	Value.	Quantity.	Value.	Quantity.	Value.	Quantity.	Value.
SUNDRIES, continued:—											
Sugar, Brown.....	Piculs	5,905	19,451	508	1,968	5,397	17,483
" White.....	"	14,532	68,334	14,532	68,334
" Refined.....	"	22,408	114,802	40	187	22,368	114,615
" Candy.....	"	4,469	31,389	4,469	31,389
Sulphate of Ammonia.....	"	420	2,380	420	2,380
Tallow, Animal.....	"	1,859	15,995	14	144	1,845	15,851
Tea, Black.....	"	50	904	50	904
" " Formosa.....	"	212	3,560	129	2,152	83	1,408
Telegraphic Materials.....	Value	1,020	1,020
Thread, Gold and Silver, } Imitation.....	Catties	766	1,465	10	40	756	1,425
Timber, Planks, Hard-wood } " Hard-wood, Un- } " classified.....	Pieces	2,550	1,319	6	5	2,544	1,314
" Logs.....	"	192	1,850	192	1,850
" Logs.....	"	20	628	20	628
Tobacco.....	Value	...	601	601
" Leaf.....	Piculs	7,766	45,328	29	87	7,737	45,241
" Prepared.....	"	210	2,606	52	524	158	2,082
" Stalk.....	"	5,468	5,513	5,468	5,513
Toilet Requisites.....	Value	...	1,598	1,598
Toys.....	"	...	2,331	...	66	98	...	2,299
Turnips, Salted.....	Piculs	374	1,545	374	1,545
Ultramarine.....	"	87	1,102	87	1,102
Umbrella Frames.....	Pieces	121,740	24,238	121,740	24,238
Umbrellas.....	"	8,872	4,543	198	98	8,674	4,445
" Japanese.....	"	1,914	872	1,914	872
Varnish.....	Piculs	962	11,129	962	11,129
Vermicelli and Macaroni.....	"	963	7,012	963	7,012
Vermilion.....	"	119	10,127	119	10,127
Watches.....	Pieces	17	278	17	278
Waters, Aerated and Mineral.....	Value	...	4,047	4,047
Wax, Japan.....	Piculs	35	573	35	573
" White.....	"	19	1,003	19	1,003
" Paraffin.....	"	394	3,221	394	3,221
Wood, Carrying Sticks.....	Pieces	45,499	4,550	400	40	45,099	4,510
" Kranjee.....	"	64	1,269	64	1,269
" Scented and Fragrant.....	Piculs	227	3,747	24	465	251	4,212
" Unclassed.....	"	1,001	1,451	350	350	651	1,101
Woodware.....	"	93	1,878	93	1,878
Worm Tablets, in Bottles.....	Dozens	937	751	937	751
Sundries, Unenumerated.....	Value	...	25,282	...	411	...	1,277	...	154	...	24,262
TOTAL.....	Hk. Rs	...	14,140,672	...	319,103	...	21,730	...	9,428	...	14,428,617

SUMMARY.

IMPORTS from Hongkong	<i>Hk. Ta</i>	13,267,434	
" " India (Rangoon)	"	11,195	
" " Singapore and Straits	"	132,098	
" " Japan	"	186,911	
" " Formosa	"	83,122	
" " Cochin China, Tonkin, and Annam	"	108,588	
" " Siam	"	241,197	
" " Java	"	110,127	
Total from Foreign Countries	<i>Hk. Ta</i>	14,140,672	
Imports from Chinese Ports	"	319,103	
TOTAL FOREIGN IMPORTS	<i>Hk. Ta</i>	14,459,775	
RE-EXPORTS to Hongkong	<i>Hk. Ta</i>	7,848	
" " Singapore and Straits	"	786	
" " Formosa	"	5,896	
" " Cochin China, Tonkin, and Annam	"	4,582	
" " Siam	"	1,845	
" " Java	"	773	
Total to Foreign Countries	<i>Hk. Ta</i>	21,730	
RE-EXPORTS to Northern Ports	<i>Hk. Ta</i>	2,505	
" " Yangtze Ports	"	308	
" " Central Ports	"	3,079	
" " Southern Ports	"	3,536	
Total to Chinese Ports	<i>Hk. Ta</i>	9,428	
TOTAL FOREIGN RE-EXPORTS	<i>Hk. Ta</i>	31,158	
NET TOTAL FOREIGN IMPORTS	<i>Hk. Ta</i>	14,428,617	

TABLE No. IV.—TRADE IN NATIVE PRODUCE.—Imports and Re-exports.

DESCRIPTION OF GOODS.	Classifier of Quantity.	IMPORTS FROM CHINESE PORTS.		RE-EXPORTS TO CHINESE PORTS.		RE-EXPORTS TO FOREIGN COUNTRIES AND HONGKONG.		NET TOTAL IMPORTS.	
		Quantity.	Value.	Quantity.	Value.	Quantity.	Value.	Quantity.	Value.
COTTON GOODS* :—			<i>Hk. Ts</i>		<i>Hk. Ts</i>		<i>Hk. Ts</i>		<i>Hk. Ts</i>
Shirtings.....	<i>Pieces</i>	700	2,455	700	2,455
Sheetings.....	"	5,280	18,504	5,280	18,504
Cotton Flannel, Native-dyed.....	"	4,220	14,289	4,220	14,289
" Yarn.....	<i>Piculs</i>	12	248	12	248
SUNDRIES :—									
Almonds.....	<i>Piculs</i>	377	3,558	6	45	371	3,513
Bags, Hemp.....	<i>Pieces</i>	92,550	2,586	7,950	228	84,600	2,358
Bamboo, Split, Leaf, etc.....	<i>Piculs</i>	872	708	872	708
" Shoots.....	"	840	4,896	840	4,896
Barley, Pearl.....	"	585	3,356	585	3,356
Beancake.....	"	2,393,851	4,351,712	3,969	5,954	1,978	3,421	2,387,904	4,342,337
Beans, Black.....	"	61,063	153,815	8,668	21,234	52,395	132,581
" Green.....	"	135,458	336,860	9,146	23,419	126,312	313,441
" White and Yellow.....	"	766,815	1,911,860	87	217	31,219	78,074	735,509	1,833,569
" Miscellaneous.....	"	12,494	31,253	1,321	3,302	42	106	11,131	27,845
Books, Chinese.....	"	243	10,018	18	896	225	9,122
Brassware.....	"	40	1,239	40	1,239
Cake-stuff.....	"	225	3,387	31	459	8	126	186	2,802
Caps, Felt.....	<i>Pieces</i>	46,840	10,740	46,840	10,740
" Silk.....	"	44,904	10,587	1,097	250	43,807	10,337
" and Hats, Miscellaneous.....	"	55,065	10,825	55,065	10,825
Carpets.....	"	2,094	621	2,094	621
China-root.....	<i>Piculs</i>	2,827	31,850	7	71	2,820	31,779
Chinaware, Fine.....	"	266	5,785	266	5,785
Cinnabar.....	"	20	1,589	20	1,589
Cloth, Native (Nankeens).....	"	2,549	124,664	16	910	13	615	2,520	123,139
Coal.....	<i>Tons</i>	1,005	4,776	1,005	4,776
Coir and Coirware.....	<i>Piculs</i>	641	2,527	641	2,527
Cotton, Raw.....	"	5,169	87,870	5,169	87,870
" Cord.....	"	47	1,632	47	1,632
" Old, and Rags.....	"	1,037	2,393	1,037	2,393
Cuttle-fish.....	"	603	6,824	41	496	562	6,328
Dates, Black.....	"	5,927	25,020	46	203	5,881	24,817
" Red.....	"	3,015	10,547	92	333	2,923	10,214
Eggs, Preserved.....	<i>Pieces</i>	367,666	3,542	367,666	3,542
Fans, Fancy.....	"	23,866	1,857	23,866	1,857
" Paper.....	"	61,317	2,726	2,000	30	59,317	2,696
Fish, Dried.....	<i>Piculs</i>	819	7,550	17	189	802	7,361
" Salt.....	"	11,538	51,681	72	288	11,466	51,393
Fishery Products.....	"	71	642	71	642
Flour, Shanghai Mill.....	"	75	201	75	201
Fruit, Fresh.....	"	4,233	4,345	3,625	3,625	608	720
" Dried.....	"	521	1,563	22	66	499	1,497
Fungus.....	"	3,285	98,070	1,012	28,898	2,273	69,172
Garlic.....	"	5,469	6,799	423	423	5,046	6,376
Ginger.....	"	1,390	2,344	1,390	2,344
Ginseng, Native.....	"	268	29,587	126	15,230	142	14,357
" Beard and Refuse.....	"	79	4,283	34	1,857	45	2,426
" Corean.....	<i>Catties</i>	763	16,134	60	1,290	703	14,844
" Beard and Refuse.....	<i>Piculs</i>	18	2,315	18	2,315
Glassware.....	"	20	641	20	641
Glue.....	"	106	1,284	106	1,284
Ground-nut Cake.....	"	304	573	304	573
Ground-nuts.....	"	74,346	244,823	74,346	244,823
Gypsum.....	"	4,950	4,150	4,950	4,150
Hair, Goat.....	"	230	2,076	230	2,076
Hams.....	"	121	2,147	20	335	101	1,812

* Steam Factory products.

TABLE No. IV.—TRADE IN NATIVE PRODUCE.—Imports and Re-exports—Cont^d.

DESCRIPTION OF GOODS.	Classifier of Quantity.	IMPORTS FROM CHINESE PORTS.		RE-EXPORTS TO CHINESE PORTS.		RE-EXPORTS TO FOREIGN COUNTRIES AND HONGKONG.		NET TOTAL IMPORTS.	
		Quantity.	Value.	Quantity.	Value.	Quantity.	Value.	Quantity.	Value.
<i>SUNDRIES, continued:—</i>									
Hemp.....	<i>Piculs</i>	45,492	480,045	176	1,827	2,743	29,022	42,573	449,196
Honey.....	"	417	3,834	35	350	382	3,484
Horns, Deer, Young.....	<i>Pairs</i>	725	28,095	40	1,705	685	26,390
" Chamois.....	<i>Catties</i>	1,241	4,513	1,241	4,513
Ink, China.....	<i>Piculs</i>	12	787	4	235	8	552
Leather Strips.....	"	3	595	3	595
Lily Flowers, Dried.....	"	3,996	33,820	65	703	3,931	33,117
Liquorice.....	"	2,018	12,929	3	18	2,015	12,911
Manure-cake.....	"	3,022	7,165	3,022	7,165
Mats, Bamboo.....	<i>Pieces</i>	13,973	4,717	13,973	4,717
" Straw and Bush.....	"	7,220	822	7,220	822
Medicines.....	<i>Piculs</i>	20,441	122,238	11	229	346	2,885	20,084	119,124
Mushrooms.....	"	181	13,899	2	150	7	500	172	13,249
Muak.....	<i>Tads</i>	216	1,419	216	1,419
Nuts, White.....	<i>Piculs</i>	296	844	296	844
Oil, Bean.....	"	25,338	190,840	587	4,599	24,751	186,241
" Castor.....	"	126	1,046	126	1,046
" Ground-nut.....	"	4,663	37,003	265	2,906	4,398	34,097
" Sesamum.....	"	1,218	12,453	1,218	12,453
" Tea.....	"	2,181	21,790	50	495	2,131	21,295
" Wood.....	"	3,198	29,180	3,198	29,180
" Sediment.....	"	431	650	431	650
Opium, Native, Kiangsu.....	"	44	20,155	11	4,580	33	15,575
" " Shengking.....	"	7	3,555	7	3,555
" " Szechwan.....	"	1,066	438,998	60	24,170	1,006	414,828
" " Yunnan.....	"	81	33,295	6	2,286	75	31,009
Paper, 1st Quality.....	"	435	6,338	89	1,405	158	2,316	188	2,617
Pears, Fresh.....	"	2,840	5,983	2,840	5,983
Pens, Chinese.....	<i>Pieces</i>	71,253	840	9,100	91	62,153	749
Pipes, Brass and White Metal.....	"	4,069	2,151	160	64	3,909	2,087
Prawn and Shrimp Skins.....	<i>Piculs</i>	3,856	15,984	37	185	3,819	15,799
Prawns and Shrimps, Dried.....	"	351	3,212	351	3,212
Printing Materials.....	<i>Value</i>	...	1,011	1,011
Provisions.....	<i>Piculs</i>	150	1,526	150	1,526
Rhubarb.....	"	254	2,809	3	34	251	2,775
Rice.....	"	2,685,385	7,475,121	2,685,385	7,475,121
" Paddy.....	"	52,455	104,806	52,455	104,806
Samshu.....	"	42,741	293,276	453	3,174	42,288	290,102
" Medicated.....	"	7,185	57,524	46	365	6,245	49,932	894	7,227
Seed, Lily Flower, or Lotus-nuts.....	"	1,472	11,625	163	1,242	1,309	10,383
" Melon.....	"	5,502	28,991	9	60	5,493	28,931
" Senna.....	"	4,224	11,875	15	59	4,209	11,816
" Sesamum.....	"	20,820	98,037	1,090	5,283	19,730	92,754
Sheep.....	<i>No.</i>	335	1,682	335	1,682
Shoes and Boots, Silk and Cotton.....	<i>Pairs</i>	23,639	19,820	23,639	19,820
Silk, Raw, Yellow.....	<i>Piculs</i>	77	22,820	77	22,820
" Piece Goods.....	"	643	391,881	...	288	2	931	641	390,662
" Pongees, Shantung.....	"	116	26,861	116	26,861
" and Cotton Mixtures.....	"	3	1,102	3	1,102
" Thread.....	"	131	45,654	2	830	129	44,824
" Ribbons.....	"	2	982	2	982
" Products, Unclassed.....	<i>Value</i>	...	6,685	180	...	6,505
Silverware.....	<i>Catties</i>	24	568	24	568
Sinews, Deer and Cow.....	<i>Piculs</i>	67	1,230	67	1,230
Skin (Fur) Clothing, Sheep.....	<i>Pieces</i>	4,462	2,449	365	438	4,097	2,011
Steel, Flint.....	<i>Piculs</i>	641	1,870	370	1,128	271	742
Straw Braid.....	"	36	1,187	36	1,187
Tallow, Animal.....	"	1,133	9,345	18	183	1,115	9,162
Tea, Black.....	"	9,328	201,039	83	1,787	3,457	77,882	5,788	121,370

TABLE No. IV.—TRADE IN NATIVE PRODUCE.—Imports and Re-exports—Cont^d.

DESCRIPTION OF GOODS.	Classifier of Quantity.	IMPORTS FROM CHINESE PORTS.		RE-EXPORTS TO CHINESE PORTS.		RE-EXPORTS TO FOREIGN COUNTRIES AND HONGKONG.		NET TOTAL IMPORTS.	
		Quantity.	Value.	Quantity.	Value.	Quantity.	Value.	Quantity.	Value.
SUNDRIES, continued:—									
			<i>Hk. Ts</i>		<i>Hk. Ts</i>		<i>Hk. Ts</i>		<i>Hk. Ts</i>
Tobacco, Leaf	<i>Piculs</i>	23,338	106,741	65	354	3,660	16,959	19,613	89,428
Varnish	"	356	16,017	8	406	348	15,611
Vegetables, Salted	"	7,051	55,765	4	28	4,759	36,289	2,288	19,448
Vermicelli and Macaroni	"	32,366	188,061	348	2,070	71	355	31,947	185,636
Wax, White	"	489	25,795	4	251	4	252	481	25,292
Wheat	"	214,827	458,893	214,827	458,893
Wood, Poles	<i>Pieces</i>	592	1,845	592	1,845
Woolen and Cotton Mixtures	"	13,828	17,403	710	866	13,118	16,537
Sundries, Unenumerated	<i>Value</i>	...	14,491	...	79	...	949	...	13,463
TOTAL	<i>Hk. Ts</i>		18,924,309		57,745		419,042		18,447,522

SUMMARY.

IMPORTS from Northern Ports	<i>Hk. Ts</i>	4,940,694
" " Yangtze Ports	"	9,844,527
" " Central Ports	"	3,882,973
" " Southern Ports	"	256,115
Total from Chinese Ports	<i>Hk. Ts</i>	18,924,309
TOTAL NATIVE IMPORTS	<i>Hk. Ts</i>	18,924,309
RE-EXPORTS to Northern Ports	<i>Hk. Ts</i>	438
" " Central Ports	"	41,798
" " Southern Ports	"	15,509
Total to Chinese Ports	<i>Hk. Ts</i>	57,745
RE-EXPORTS to Hongkong	<i>Hk. Ts</i>	134,988
" " Singapore and Straits	"	85,857
" " Formosa	"	46,786
" " Cochin China, Tonkin, and Annam	"	80,347
" " Siam	"	71,025
" " Java	"	39
Total to Foreign Countries	<i>Hk. Ts</i>	419,042
TOTAL NATIVE RE-EXPORTS	<i>Hk. Ts</i>	476,787
NET TOTAL NATIVE IMPORTS	<i>Hk. Ts</i>	18,447,522

TABLE No. V.—TRADE IN NATIVE PRODUCE.—Exports and Re-exports.

DESCRIPTION OF GOODS.	Classifier of Quantity.	EXPORTS TO FOREIGN COUNTRIES.		EXPORTS TO HONGKONG.		EXPORTS TO CHINESE PORTS.		TOTAL RE-EXPORTS TO FOREIGN COUNTRIES, HONGKONG, AND CHINESE PORTS.		TOTAL EXPORTS (including Re-exports).	
		Quantity.	Value.	Quantity.	Value.	Quantity.	Value.	Quantity.	Value.	Quantity.	Value.
Bags, Gunny.....	Pieces	26,500	1,448	45,540	2,193	2,611,559	105,396	2,683,599	109,037
Bamboo Articles.....	"	452,560	36,811	29,682	11,980	1,763	147	484,005	48,938
" Split, Leaf, etc.....	Piculs	794	1,436	238	595	1,032	2,031
Bambooware.....	"	3	70	48	953	51	1,023
Beancake.....	"	4,855	8,820	5,947	9,375	10,802	18,195
Beancurd.....	"	2,017	8,031	7	29	2,024	8,060
Beans and Peas.....	"	483	1,482	699	1,997	64	166	50,483	126,352	51,729	129,997
Boneware and Hornware.....	"	29	966	1	44	30	1,010
Books, Chinese.....	"	9	264	2	46	11	191	18	896	40	1,397
Bottles, Empty.....	Dozens	8,499	5,954	8,499	5,954
Brassware.....	Piculs	183	6,027	5	219	188	6,246
Capoor Cutchery.....	"	2	14	1,561	6,947	1,956	7,877	3,519	14,838
China-root.....	"	1,958	11,109	427	2,256	655	2,398	7	71	3,047	15,834
Chinaware, Coarse.....	"	20,035	98,593	72	836	62	350	35	430	20,204	100,209
Clams, Dried and Salted.....	"	1,923	1,747	1,923	1,747
Clay.....	"	10,568	2,168	11	4	10,579	2,172
Cloth, Native (Nankeens)....	"	1,321	61,224	742	33,336	5,653	349,395	29	1,525	7,745	445,480
Clothing, Cotton.....	"	2,039	99,897	456	23,336	2,495	123,233
" Silk.....	"	4	2,440	1	259	5	2,709
Cockles, Fresh.....	"	35	18	9,722	14,593	9,757	14,611
Cotton, Old, and Rags.....	"	1,099	1,747	1,099	1,747
Cruttle-fish.....	"	181	3,921	1,644	32,203	41	496	1,866	36,620
Eggs, Fresh.....	Pieces	7,626,900	53,934	19,544,934	136,578	43,200	303	27,215,034	190,815
Fans, Gauze.....	"	90	6	10,027	1,223	132,367	12,602	142,384	13,831
" Paper.....	"	858,258	7,423	129,042	815	1,217,908	11,276	2,000	30	2,207,208	19,544
Feathers, Duck, Fowl, etc.....	Piculs	3,799	41,232	257	3,127	4,056	44,359
Felt.....	Pieces	119	1,186	119	1,186
Fire-crackers and Fireworks	Piculs	3,889	37,725	559	5,646	4,448	43,371
Fish, Dried.....	"	102	1,930	103	1,927	4	52	17	189	226	4,008
" Salt.....	"	130	657	1,571	8,216	72	288	1,773	9,161
Fishery Products.....	Value	...	274	...	135	...	1,043	1,452
Fishing Nets.....	Piculs	1,022	38,527	27	749	1,049	39,276
Flour, Rice.....	"	12,388	43,371	234	821	12,622	44,192
" Potato.....	"	11,743	28,266	7,332	17,256	19,856	47,703	38,931	93,225
Flowers, Artificial.....	"	35	2,053	1	48	36	2,101
" Dried.....	"	128	1,302	212	4,092	340	5,394
Fruit, Fresh, Unclassed.....	"	83	213	112	80	2,517	2,531	3,625	3,625	6,337	6,449
" Dried and Salted, } " Unclassed.....	"	3,265	4,535	374	1,360	46	52	22	66	3,707	6,013
Fungus.....	"	3	94	1	21	1,012	28,898	1,016	29,013
Garlic.....	"	35,465	36,788	4,172	4,179	423	423	40,060	41,390
Ginger.....	"	2,446	3,021	34	56	13	61	2,493	3,138
Ginseng, Native.....	"	34	4,989	1	233	...	34	126	15,230	161	20,486
" Beard and Refuse.....	"	11	467	2	79	34	1,857	47	2,403
" Corean.....	Catties	60	1,290	60	1,290
Goldware.....	Tael	118	11,320	118	11,320
Grasscloth, Fine.....	Piculs	102	12,906	352	38,830	3,538	415,541	...	70	3,992	467,347
" Coarse.....	"	64	3,262	1,837	106,971	397	25,353	2,298	135,586
Ground-nut Cake.....	"	10,428	22,319	10,428	22,319
Ground-nuts.....	"	43,823	208,855	9,972	48,731	117	374	53,912	257,960
Hair, Human.....	"	60	2,344	894	34,875	954	37,219
" Unpicked.....	"	566	7,840	566	7,840
Hats, Bamboo.....	Pieces	492,027	11,679	1,620	68	493,647	11,747
Hemp.....	Piculs	72	266	2,919	30,849	2,991	31,115
" Skin.....	"	11,833	36,346	12,562	41,678	9,310	29,576	33,705	107,600
" Twine and Thread.....	"	8,167	124,300	5	92	8,172	124,392
Hempcloth.....	"	311	4,794	1	10	312	4,804
Hides, Cow and Buffalo.....	"	7	91	59	1,126	66	1,217
Horns, Deer, Young.....	Pairs	33	1,395	5	155	40	1,705	78	3,255

TABLE No. V.—TRADE IN NATIVE PRODUCE.—Exports and Re-exports—Cont^d

DESCRIPTION OF GOODS.	Classifier of Quantity.	EXPORTS TO FOREIGN COUNTRIES.		EXPORTS TO HONGKONG.		EXPORTS TO CHINESE PORTS.		TOTAL RE-EXPORTS TO FOREIGN COUNTRIES, HONGKONG, AND CHINESE PORTS.		TOTAL EXPORTS (including Re-exports).	
		Quantity.	Value.	Quantity.	Value.	Quantity.	Value.	Quantity.	Value.	Quantity.	Value.
			Hk. Ta.		Hk. Ta.		Hk. Ta.		Hk. Ta.		Hk. Ta.
Horns, Deer, Young, Cuttings	Piculs	4	6,498	1	991	5	7,489
" Cow and Buffalo	"	359	3,060	9	56	55	344	423	3,460
Indigo, Liquid	"	23,992	69,295	315	903	24,540	69,477	48,847	139,675
Iron Pans	"	12,313	42,959	172	358	12,485	43,517
Ironware	"	3,022	25,378	756	7,261	2,367	30,904	6,145	63,543
Joss Sticks	"	21,305	113,399	1,905	10,810	490	3,565	23,700	127,774
Lacquerware	"	28	934	46	1,314	...	6	74	2,254
Lard	"	2,208	22,057	315	3,149	2,523	25,206
Leather	"	51	612	700	12,394	751	13,006
Leatherware	"	156	3,541	3	97	99	3,127	...	4	258	6,769
Lichees	"	5,153	5,394	20	40	389	2,227	5,562	7,561
Lung-ngans, Dried	"	1,611	9,339	15	73	1,626	9,412
Mats, Straw	Pieces	128,725	9,310	17,030	1,382	3,310	217	7,220	822	156,285	11,731
Medicines	Piculs	3,050	17,829	2,870	18,162	636	2,600	357	3,114	6,913	41,705
Molasses	"	7,668	7,690	12,099	12,106	47	47	19,814	19,843
Needles	Mill	7,456	1,032	1,888	245	9,344	1,277
Oil, Bean	Piculs	1,265	10,508	3	15	587	4,599	1,855	15,122
" Ground-nut	"	2,207	22,064	26,082	261,213	265	2,906	28,554	286,183
Olives	"	7,112	10,706	92	224	10	20	7,214	10,950
Opium, Native, Kiangsu	"	11	4,580	11	4,580
" " Szechwan	"	60	24,170	60	24,170
" " Yunnan	"	6	2,286	6	2,286
" Boiled	Catties	32	310	32	310
Oranges, Fresh	Piculs	71,432	112,853	19,647	31,336	56,638	91,883	147,717	236,072
Paper, 1st Quality	"	18,935	252,624	9,602	134,371	3,040	44,875	247	3,721	31,824	435,591
" 2nd	"	31,008	213,628	17,959	122,568	2,318	14,983	22	153	51,307	351,332
" Cuttings	"	47	158	648	2,112	187	593	882	2,863
" Joss	"	31,841	405,604	4,506	61,585	16,133	323,041	52,480	790,230
" Playing Cards	"	942	9,452	11	132	953	9,584
Pears, Fresh	"	1,540	2,232	23	23	1,563	2,255
Peel, Orange	"	91	510	3	18	218	862	312	1,390
Pens, Chinese	Pieces	686,480	3,399	959,270	4,136	9,100	91	1,654,850	7,626
Persimmons, Fresh	Piculs	9,585	9,615	75	75	9,660	9,690
" Dried	"	10,741	52,359	8,778	44,069	19,519	96,428
Personal Effects	Value	3,215	3,215
Pewterware	Piculs	128	9,029	5	430	3	215	136	9,674
Plums, Fresh	"	382	355	827	781	32	22	1,241	1,158
" Dried and Salted	"	5,539	6,553	416	693	56	111	6,011	7,357
Potash	"	778	2,964	778	2,964
Potatoes	"	10,706	12,694	5,021	5,858	36	43	66	66	15,829	18,661
Pottery, Earthenware	"	94,389	65,275	184	435	1,208	1,103	9	9	95,790	66,822
Prawns and Shrimps, Dried	"	341	6,850	341	6,850
Preserves	"	3,245	30,544	339	3,114	12,740	118,817	16,324	152,475
Provisions, Passengers	"	17,696	25,290	17,696	25,290
Rice, Red	"	183	1,195	12	63	163	1,302	358	2,560
" Boiled and Dried	"	11,761	35,348	74	222	11,835	35,570
Rope, Hemp	"	1,384	6,954	87	436	1,471	7,390
Samshu	"	7,307	47,068	133	666	453	3,174	7,893	50,908
" Medicated	"	2,004	14,027	6,291	50,297	8,295	64,324
Sauce and Soy	"	2,626	3,598	5	15	2,631	3,613
Sea Blubber	"	1,322	1,322	2,002	2,014	1,824	1,822	5,148	5,158
Seaweed	"	26	675	353	1,791	379	2,466
Seed, Indigo	"	81	784	212	2,072	18	175	311	3,031
" Lily Flower, or Lotus-nuts	"	163	1,242	163	1,242
" Sesamum	"	685	3,529	100	400	1,090	5,283	1,875	9,212
" Vegetable	"	510	4,504	1,373	11,912	15	110	1,898	16,526
Shoes and Boots	Pairs	32,801	16,115	1,831	1,239	807	430	35,439	17,784
" Straw	"	447,771	11,489	2,880	75	450,651	11,564

TABLE No. V.—TRADE IN NATIVE PRODUCE.—Exports and Re-exports—Cont^d

DESCRIPTION OF GOODS.	Classifier of Quantity.	EXPORTS TO FOREIGN COUNTRIES.		EXPORTS TO HONGKONG.		EXPORTS TO CHINESE PORTS.		TOTAL RE-EXPORTS TO FOREIGN COUNTRIES, HONGKONG, AND CHINESE PORTS.		TOTAL EXPORTS (including Re-exports).	
		Quantity.	Value.	Quantity.	Value.	Quantity.	Value.	Quantity.	Value.	Quantity.	Value.
			<i>Hk. Ta</i>		<i>Hk. Ta</i>		<i>Hk. Ta</i>		<i>Hk. Ta</i>		<i>Hk. Ta</i>
Silk Piece Goods.....	<i>Piculs</i>	2	1,345	...	21	...	136	2	1,219	4	2,721
" Embroidery.....	"	6	2,809	83	6	2,892
" Thread.....	"	1	223	...	5	2	830	3	1,058
Sprats.....	<i>Pieces</i>	747,000	1,334	170,000	285	917,000	1,619
Steel.....	<i>Piculs</i>	370	1,128	370	1,128
Stone Mills, Pestles, and Mortars.....	<i>Pieces</i>	16,057	4,284	23	23	19	73	16,099	4,380
Stores, Marine.....	<i>Value</i>	...	887	...	471	...	1,989	3,347
Sugar, Brown.....	<i>Piculs</i>	2,701	9,454	637,563	2,208,467	640,264	2,217,921
" White.....	"	1,325	7,287	447,685	2,355,922	449,010	2,363,209
Taro.....	"	1,054	1,396	13	19	1,067	1,415
Tea, Black.....	"	5,385	106,281	114	2,695	21	441	3,540	79,669	9,050	189,086
" Green.....	"	420	7,674	48	953	5	50	473	8,677
Theatrical and Processional Effects.....	<i>Value</i>	...	3,931	3,931
Tin-foil.....	<i>Piculs</i>	2,462	169,609	4	366	2,466	169,975
Tobacco, Leaf.....	"	715	5,150	38	257	14	152	3,723	17,313	4,492	22,872
" Prepared.....	"	775	14,643	5,676	126,620	21,370	482,490	27,821	623,753
" Stalk.....	"	2,316	2,799	2,316	2,799
Toys.....	<i>Value</i>	...	2,232	...	85	2,317
Umbrellas, Paper.....	<i>Pieces</i>	175,384	16,769	410	50	175,794	16,819
Varnish.....	<i>Piculs</i>	224	5,179	8	406	232	5,585
Vegetables, Fresh.....	"	2,190	1,397	1,402	1,389	226	176	3,818	2,962
" Dried and Salted.....	"	175,724	100,976	1,594	1,752	4,763	36,317	182,081	139,045
Vermicelli and Macaroni.....	"	13,200	40,141	142	436	419	2,425	13,761	43,002
Vinegar.....	"	23,151	23,186	19	31	637	639	9	9	23,816	23,865
Wheat-sprout Jelly.....	"	6,516	19,626	49	146	6,565	19,772
Wooden Articles.....	<i>Pieces</i>	105,442	3,430	4,686	465	238	254	110,366	4,149
Woollen and Cotton Mixtures.....	"	250	300	710	866	960	1,166
Yeast.....	<i>Piculs</i>	1,272	5,236	64	255	1,336	5,491
Zinc, Old.....	"	3	20	1,302	5,249	1,305	5,269
Sundries, Unenumerated.....	<i>Value</i>	...	13,640	...	4,542	...	2,301	...	6,417	...	26,900
TOTAL.....	<i>Hk. Ta</i>	...	3,153,990	...	1,744,183	...	6,815,859	...	476,787	...	12,190,819

SUMMARY.

To—	EXPORTS.		RE-EXPORTS.		TOTAL EXPORTS AND RE-EXPORTS.	
	<i>Hk. Ts</i>	<i>Hk. Ts</i>	<i>Hk. Ts</i>	<i>Hk. Ts</i>	<i>Hk. Ts</i>	<i>Hk. Ts</i>
Singapore and Straits.....	1,591,595		85,857		1,677,452	
Formosa.....	137,383		46,786		184,169	
Cochin China, Tonkin, and Annam..	708,736		80,347		789,083	
Siam.....	686,499		71,025		757,524	
Java.....	29,777		39		29,816	
Hongkong.....	1,744,183		134,988		1,879,171	
Total to Foreign Countries.....	4,898,173		419,042		5,317,215	
Northern Ports.....	1,722,985		438		1,723,423	
Yangtze Ports.....	2,487,140		...		2,487,140	
Central Ports.....	2,442,626		41,798		2,484,424	
Southern Ports.....	163,108		15,509		178,617	
Total to Chinese Ports.....	6,815,859		57,745		6,873,604	
GRAND TOTAL.....	11,714,032		476,787		12,190,819	

TABLE No. VI.—TRANSIT TRADE.

a.—Table showing the Destinations of the various Goods forwarded under Transit Passes to the Interior during the Year 1902.

DESCRIPTION OF GOODS.	Classifier of Quantity.	HAI-YANG.		HSING-NING.		TOTAL.	
		Quantity.	Value.	Quantity.	Value.	Quantity.	Value.
			<i>Hk. Ts.</i>		<i>Hk. Ts.</i>		<i>Hk. Ts.</i>
Cotton, Raw	<i>Piculs</i>	613	9,808	613	9,808
Wax, Paraffin.....	"	22	172	22	172
TOTAL.....	<i>Hk. Ts.</i>	...	172	...	9,808	...	9,980

b.—Table showing the Provinces from which Native Goods were brought under Transit Passes during the Year 1902.

Nil.

c.—Table showing the Number of Passes issued for, and the Amount of Duties collected on, Foreign Goods forwarded to the Interior under Transit Passes, as divided between the various Nationalities, during the Year 1902.

QUARTER.	FRENCH.		CHINESE.		TOTAL.	
	No. of Passes.	Transit Dues.	No. of Passes.	Transit Dues.	No. of Passes.	Transit Dues.
		<i>Hk. Tsan.c.c.</i>		<i>Hk. Tsan.c.c.</i>		<i>Hk. Tsan.c.c.</i>
1st quarter.....	1	12.0.0.0	1	12.0.0.0
2nd ".....
3rd ".....	9	117.6.0.0	9	117.6.0.0
4th ".....	5	60.0.0.0	3	40.6.0.0	8	100.6.0.0
TOTAL.....	15	189.6.0.0	3	40.6.0.0	18	230.2.0.0

d.—Table showing the Number of Passes surrendered for, and the Amount of Duties collected on, Native Goods brought from the Interior under Transit Passes, as divided between the various Nationalities, during the Year 1902.

Nil.

TABLE No. VII.—DUTIES.

a.—Duties paid under each Flag, for the Year ended 31st December 1902.

FLAG.	IMPORT.	EXPORT.	COAST TRADE.	TONNAGE.	TRANSIT.	OPIMUM LIKIN.	TOTAL.
	<i>Hk. ₤m.c.c.</i>	<i>Hk. ₤m.c.c.</i>	<i>Hk. ₤m.c.c.</i>	<i>Hk. ₤m.c.c.</i>	<i>Hk. ₤m.c.c.</i>	<i>Hk. ₤m.c.c.</i>	<i>Hk. ₤m.c.c.</i>
British	269,457.6.5.6	301,616.3.6.7	101,578.3.7.3	17,990.9.0.0	...	285,741.6.0.0	976,384.8.9.6
German	16,639.3.1.5	81,669.4.3.8	9,796.3.3.7	23,218.0.0.0	...	386.8.0.0	131,709.8.9.0
French	189.6.0.0	...	189.6.0.0
Dutch	6,548.2.5.7	434.3.3.2	...	478.0.0.0	7,460.5.8.9
Danish	516.0.5.6	2.6.7.0	518.7.2.6
Norwegian	1,321.6.9.0	1,960.4.3.6	2,452.0.3.5	1,256.8.0.0	6,990.9.6.1
Swedish	3,252.5.8.3	3,252.5.8.3
Japanese	68,259.6.1.9	32,428.6.6.2	1,442.5.4.0	688.0.0.0	...	107,573.2.0.0	210,392.0.2.1
Chinese	136.8.0.0	25,860.1.3.2	8,538.3.8.1	306.5.0.0	40.6.0.0	...	34,882.4.1.3
Opium	147,638.1.0.0	...	271.0.0.6	147,909.1.0.6
TOTAL	510,001.4.3.7	447,738.0.0.6	124,081.3.4.2	43,938.2.0.0	230.2.0.0	393,701.6.0.0	1,519,690.7.8.5*

* 16 Drawbacks marked for cash payment during the year, to be deducted from this total.....*Hk. ₤* 713.1.8.0

b.—Comparative Table of Duties collected, for the Years 1893 to 1902.

YEARS.	IMPORT (exclusive of Opium).	EXPORT (exclusive of Opium).	COAST TRADE (exclusive of Opium).	OPIMUM (Import, Export, and Coast Trade).	TONNAGE.	TRANSIT.	OPIMUM LIKIN.	TOTAL.
	<i>Hk. ₤m.c.c.</i>	<i>Hk. ₤m.c.c.</i>	<i>Hk. ₤m.c.c.</i>	<i>Hk. ₤m.c.c.</i>	<i>Hk. ₤m.c.c.</i>	<i>Hk. ₤m.c.c.</i>	<i>Hk. ₤m.c.c.</i>	<i>Hk. ₤m.c.c.</i>
1893.....	182,820.8.9.5	310,927.9.8.1	107,061.7.8.0	191,259.1.5.0	27,888.0.0.0	...	510,024.4.0.0	1,329,982.2.0.6
1894.....	201,336.6.8.1	315,633.0.2.9	121,260.9.5.9	173,725.2.0.0	26,970.0.0.0	...	463,267.2.0.0	1,302,193.0.6.9
1895.....	256,411.4.8.1	385,717.5.5.0	68,219.5.7.6	123,570.9.0.0	29,300.0.0.0	...	329,522.4.0.0	1,192,741.9.0.7
1896.....	220,952.4.3.9	408,716.9.9.3	96,961.5.6.1	112,791.0.1.3	28,004.8.0.0	25.2.0.0	299,439.2.0.0	1,166,891.2.0.6
1897.....	253,336.4.4.8	435,878.7.1.8	98,175.0.3.8	127,311.4.1.5	31,626.0.0.0	...	338,262.8.0.0	1,284,590.4.1.9
1898.....	290,619.8.6.5	474,384.0.1.9	116,827.0.4.2	152,045.1.0.0	30,206.8.0.0	6,368.1.0.0	404,270.0.0.0	1,474,720.9.2.6
1899.....	303,771.0.5.5	555,735.3.9.8	129,569.3.8.7	168,004.8.3.8	33,286.4.0.0	20,738.0.4.6	447,894.4.0.0	1,658,999.5.2.4
1900.....	268,694.5.7.5	494,799.1.6.8	126,050.1.3.4	157,476.6.0.0	37,526.5.0.0	125.1.7.0	419,937.6.0.0	1,504,609.7.4.7
1901.....	335,886.9.9.3	502,896.3.4.6	148,523.9.5.4	145,319.2.7.1	39,144.9.0.0	170.6.2.1	387,072.8.0.0	1,559,014.8.8.5
1902.....	362,363.3.3.7	447,738.0.0.6	123,810.3.3.6	147,909.1.0.6	43,938.2.0.0	230.2.0.0	393,701.6.0.0	1,519,690.7.8.5

B.—SPECIAL TABLES.

TABLE No. I.—IMPORT TRADE.

Comparative Table of the principal Articles of Import, for the Years 1893 to 1902.

DESCRIPTION OF GOODS.	Classifier of Quantity.	1893.	1894.	1895.	1896.	1897.	1898.	1899.	1900.	1901.	1902.
OPIMUM:—											
Malwa.....	Piculs	2,877	2,649	2,028	1,475	1,360	1,583	2,389	2,454	2,198	2,010
Patna.....	"	2,302	2,440	1,539	1,757	2,012	2,399	2,230	1,901	1,875	2,038
Benares.....	"	996	602	525	402	652	935	948	880	758	712
Persian.....	"	200	98	28	109	204	134	32	11	7	161
COTTON GOODS:—											
Shirtings, Grey, Plain.....	Pieces	71,004	88,325	80,054	84,664	108,807	122,014	124,080	98,563	129,519	96,543
" White, ".....	"	173,876	194,399	191,547	224,100	263,814	272,618	385,918	256,964	279,045	201,116
" Dyed, Plain and } " Figured.....	"	8,486	7,769	7,898	8,540	8,533	12,096	13,396	13,072	16,419	13,726
T-Cloths.....	"	55,001	39,021	43,471	37,523	42,839	54,794	42,785	33,120	39,893	29,627
Drills, English and American.....	"	1,283	602	885	411	495	1,398	2,819	2,492	4,279	4,372
Jeans, " " ".....	"	1,428	3,091	2,493	4,120	6,766	7,834	11,000	7,361	13,240	8,571
Sheetings.....	"	267	221	175	202	1,302	4,105	4,429	2,540	5,070	5,458
Cotton Flannel.....	"	2,011	2,485	3,215	2,492	3,148	9,831	18,473	10,527	26,739	23,788
" Yarn, English.....	Piculs	22,005	24,414	24,289	23,742	27,846	32,490	30,765	21,450	24,609	3,642
" " Indian.....	"	91,099	102,992	100,319	106,267	114,479	154,377	140,977	110,792	138,294	122,185
" " Japanese.....	"	...	15	...	268	4,007	5,787	3,624	1,221	342	112
WOOLLEN GOODS:—											
Camlets, English.....	Pieces	2,593	2,151	2,050	1,968	2,285	2,613	2,897	1,883	2,592	1,941
Long Ells.....	"	3,139	3,128	3,616	3,264	3,666	3,890	4,277	2,983	3,640	2,944
Spanish Stripes.....	"	1,897	1,361	1,623	1,473	1,838	1,443	1,568	725	1,299	1,096
Cloth, Broad and Medium.....	"	699	820	789	563	750	1,434	1,194	906	1,332	709
METALS:—											
Iron, Nail-rod and Bar.....	Piculs	9,782	8,805	10,938	9,253	8,450	10,540	9,539	7,471	17,028	11,709
" Old.....	"	15,532	14,740	19,700	23,889	28,161	35,539	40,174	33,890	25,465	19,957
Tin, in Slabs.....	"	8,842	8,943	11,258	12,315	11,826	10,616	8,212	11,967	13,526	11,277
Tinplates.....	"	116	70	1,619	886	1,974	4,504	6,501	10,321	20,402	15,232
Lead, in Pigs.....	"	1,657	1,751	1,803	1,702	1,703	2,242	2,196	2,969	3,297	2,318
SUNDRIES:—											
Bicho de Mar.....	Piculs	2,854	2,980	2,210	2,942	2,763	3,070	3,045	2,488	2,647	2,730
Coal.....	Tons	26,393	30,409	38,993	52,073	34,772	52,551	68,243	56,417	70,746	62,183
Cuttle-fish.....	Piculs	13,877	13,428	8,042	5,442	8,819	8,918	10,491	7,654	10,129	11,638
Fish, Dried and Salt.....	"	7,787	8,021	7,350	6,767	12,638	2,664	10,933	12,334	15,619	8,282
Flour.....	"	10,342	13,108	34,453	40,685	12,429	42,400	99,588	96,477	111,853	117,554
Ginseng of all kinds.....	Catties	23,006	25,390	30,552	28,576	34,928	29,592	26,704	26,497	30,441	28,381
Hemp.....	Piculs	2,779	2,365	2,671	3,807	4,264	4,191	4,160	5,292	6,615	6,259
Matches, Wood, Japan.....	Gross	567,275	568,683	668,808	726,118	778,253	921,475	760,483	739,100	748,966	847,258
Medicines.....	Value, Hk. Pa.	51,661	54,623	58,156	68,757	61,039	77,424	67,459	97,691	131,980	136,534
Oil, Kerosene.....	Galls.	2,089,104	2,619,200	3,101,997	3,478,856	4,662,855	3,503,555	5,035,145	4,786,238	7,076,025	4,107,636
Rattans.....	Piculs	4,955	5,787	5,840	7,857	6,162	6,401	7,247	8,632	7,955	5,143
Rice.....	"	174,586	151,959	248,752	200,873	10,611	417,822	249,796	73,553	27,209	1,059,954

TABLE No. 2.—EXPORT TRADE.

Comparative Table of the principal Articles of Export, for the Years 1893 to 1902.

DESCRIPTION OF GOODS.	Classifier of Quantity.	1893.	1894.	1895.	1896.	1897.	1898.	1899.	1900.	1901.	1902.
Bags, Gunny and Hemp.....	Pieces	2,438,471	2,355,452	3,197,533	2,087,275	1,018,010	783,924	2,354,042	2,328,665	2,026,287	2,694,279
Bamboo Articles.....	"	180,463	202,013	252,389	270,681	375,652	391,808	412,498	370,078	472,847	484,005
Chinaware, Coarse.....	Piculs	8,007	9,929	6,746	6,639	7,209	11,052	12,658	15,055	18,939	20,169
Cloth, Native (Nankeens).....	"	9,264	8,361	9,163	12,591	12,570	13,131	16,867	13,264	8,462	7,716
Clothing, Cotton.....	"	2,194	2,881	2,837	2,301	2,295	2,445	2,478	2,361	2,469	2,495
Eggs, Fresh.....	{ Value, Hk. Fla. }	46,822	46,744	69,963	75,979	68,474	79,797	98,710	127,829	176,092	190,815
Fans, Gauze.....	Pieces	60,262	60,443	33,668	49,017	47,860	139,557	135,972	122,282	105,298	142,384
" Paper.....	"	1,050,837	1,414,343	1,925,744	2,498,627	2,560,381	1,718,824	1,472,290	2,082,959	2,127,749	2,205,208
Flour, Rice.....	Piculs	6,727	7,832	8,891	3,887	10,687	9,353	12,001	13,778	12,238	12,622
" Potato.....	"	32,308	41,161	49,038	49,406	41,055	38,530	40,744	44,065	52,454	38,931
Grasscloth.....	"	3,162	3,911	4,190	5,945	5,832	7,374	5,385	4,601	6,300	6,290
Ground-nuts.....	"	3,446	6,070	6,492	9,480	19,049	18,746	32,290	33,849	49,609	53,912
Hemp Skin.....	"	15,785	19,889	22,681	20,980	24,078	20,975	29,426	22,156	19,545	33,705
" Twine and Thread.....	"	3,834	4,735	4,548	4,445	5,695	8,618	8,676	9,200	7,829	8,172
Indigo, Liquid.....	"	30,729	22,790	52,846	91,171	72,032	92,601	78,076	45,129	67,069	48,847
Joss Sticks.....	"	14,846	17,278	20,437	20,615	22,435	24,966	21,912	26,125	26,911	23,700
Oil, Ground-nut.....	"	...	35	50	3,705	28,226	28,690	28,051	38,499	48,629	28,289
Oranges, Fresh.....	"	141,143	159,264	96,324	157,739	147,540	161,670	191,409	187,438	178,078	147,717
Paper.....	"	17,795	21,415	17,163	19,610	36,373	53,253	64,898	81,615	85,991	83,744
" Joss.....	"	30,228	31,823	32,109	35,027	48,076	42,151	44,080	53,037	56,111	52,480
Pottery, Earthenware.....	"	58,886	71,510	79,735	92,095	93,099	82,796	89,365	91,443	83,199	95,781
Sugar, Brown.....	"	544,700	457,969	690,518	701,231	704,270	789,298	1,028,218	846,261	814,402	640,264
" White.....	"	470,126	464,488	630,640	625,854	629,780	667,465	796,910	530,923	572,198	449,010
Tea, Black.....	"	6,308	6,778	5,844	5,715	6,002	6,103	5,815	6,564	5,796	5,520
" Green.....	"	693	808	966	586	586	460	533	336	628	473
Tin-foil.....	"	1,613	2,031	1,622	1,661	1,802	1,968	1,874	2,446	2,864	2,466
Tobacco, Prepared.....	"	23,984	24,869	28,976	28,192	26,572	29,902	30,742	23,435	25,745	27,821
Umbrellas, Paper.....	Pieces	124,933	124,637	114,650	90,031	112,746	155,289	175,214	149,308	120,786	175,794
Vegetables, Dried and Salted.....	Piculs	95,601	113,048	127,996	140,936	146,964	127,709	148,872	164,812	133,804	177,318
Vermicelli and Macaroni.....	"	15,650	15,575	16,431	15,007	14,693	17,444	15,688	15,793	14,746	13,342

TABLE No. 3.—VALUE OF TRADE.

Comparative Table of the Value of the Trade, for the Years 1893 to 1902.

YEARS.	IMPORTS FROM		EXPORTS TO		TOTAL IMPORTS AND EXPORTS.	RE-EXPORTS.	TREASURE AND COPPER CASH.		TRANSIT TRADE.	
	Foreign Countries.	Native Ports.	Foreign Countries.	Native Ports.			Imported.	Exported.	Inwards.	Outwards.
	Hk. Ts.	Hk. Ts.	Hk. Ts.	Hk. Ts.			Hk. Ts.	Hk. Ts.	Hk. Ts.	Hk. Ts.
1893.....	8,149,047	9,943,982	1,728,419	4,717,263	24,538,711	341,559	433,816	2,674,418
1894.....	8,600,195	11,250,879	2,028,043	4,455,624	26,334,741	426,233	705,634	3,059,908
1895.....	9,781,597	9,370,507	2,232,624	5,846,306	27,231,034	246,476	581,721	2,582,159
1896.....	8,650,122	10,026,505	2,335,729	6,519,680	27,532,036	254,556	344,612	2,260,253	1,440	...
1897.....	9,441,305	9,081,540	2,976,623	7,332,665	28,832,133	434,132	2,142,998	2,634,114
1898.....	12,570,842	11,394,478	3,596,093	8,368,971	35,930,384	546,386	1,895,229	2,999,728	363,876	...
1899.....	13,314,948	18,221,164	4,112,574	10,048,179	45,696,865	544,959	1,044,215	4,476,686	1,186,807	...
1900.....	12,525,066	19,147,834	4,952,481	7,405,353	44,030,734	786,214	549,257	5,049,902	9,857	...
1901.....	13,621,300	18,562,472	5,016,307	7,843,054	45,043,133	617,388	837,233	3,193,653	11,280	...
1902.....	14,140,672	19,243,412	4,898,173	6,815,859	45,098,116	507,945	1,351,750	5,369,137	9,980	...

TABLE No. 4.—SHIPPING.

Comparative Table of Shipping, for the Years 1893 to 1902.

a.—Under General Regulations.

YEARS.	ENTERED INWARDS.						CLEARED OUTWARDS.					
	STEAMERS.		SAILING VESSELS.		TOTAL.		STEAMERS.		SAILING VESSELS.		TOTAL.	
	No.	Tons.	No.	Tons.	No.	Tons.	No.	Tons.	No.	Tons.	No.	Tons.
1893.....	915	880,977	2	2,718	917	883,695	915	880,977	2	2,718	917	883,695
1894.....	882	830,380	4	6,466	886	836,846	882	830,380	4	6,466	886	836,846
1895.....	912	902,633	2	3,558	914	906,191	912	902,633	2	3,558	914	906,191
1896.....	1,051	1,063,725	1	1,536	1,052	1,065,261	1,050	1,062,514	1	1,536	1,051	1,064,050
1897.....	951	957,908	951	957,908	952	959,119	952	959,119
1898.....	869	871,493	869	871,493	867	869,344	867	869,344
1899.....	1,121	1,128,021	1,121	1,128,021	1,122	1,128,207	1,122	1,128,207
1900.....	1,064	1,093,067	1,064	1,093,067	1,063	1,092,487	1,063	1,092,487
1901.....	1,091	1,154,713	1,091	1,154,713	1,091	1,155,573	1,091	1,155,573
1902.....	1,201	1,309,593	1,201	1,309,593	1,198	1,305,639	1,198	1,305,639

b.—Under Inland Steam Navigation Rules.

YEARS.	ENTERED INWARDS.		CLEARED OUTWARDS.		TOTAL ENTERED AND CLEARED.	
	No.	Tons.	No.	Tons.	No.	Tons.
1893-97.....
1898.....	1,840	32,705	1,840	32,705	3,680	65,410
1899.....	5,714	138,902	5,714	138,902	11,428	277,804
1900.....	4,675	138,082	4,675	138,082	9,350	276,164
1901.....	4,701	128,360	4,701	128,360	9,402	256,720
1902.....	2,557	112,322	2,557	112,322	5,114	224,644

TABLE No. 5.—TREASURE.

Treasure Imported and Exported during the Year 1902.

COUNTRIES FROM WHICH IMPORTED AND TO WHICH EXPORTED.	IMPORTS.					EXPORTS.				
	GOLD.		SILVER.		COPPER CASH.	GOLD.		SILVER.		COPPER CASH.
	In Bars.	In Coin.	In Sycee.	In Dollars.		In Bars.	In Coin.	In Sycee.	In Dollars.	
	Hk. Ts.	Hk. Ts.	Hk. Ts.	Hk. Ts.	Hk. Ts.	Hk. Ts.	Hk. Ts.	Hk. Ts.	Hk. Ts.	Hk. Ts.
1. FOREIGN COUNTRIES:—										
Straits Settlements.....	327	3,927
Hongkong.....	566,990	124	2,955	1,055	3,742,195
Formosa.....	54,782	8,313
TOTAL: 1. FOREIGN COUNTRIES	622,099	124	2,955	1,055	3,754,435
2. CHINA:—										
Newchwang.....	131,530
Chefoo.....	1,000
Hankow.....	200	720
Shanghai.....	76,350	328,858	316,024
Foochow.....	53,247	181,267
Amoy.....	137,622	1,113,401
TOTAL: 2. CHINA	76,550	652,977	1,610,692
TOTAL: 1 and 2. FOREIGN COUNTRIES AND CHINA	76,550	1,275,076	124	2,955	1,055	5,365,127
GRAND TOTAL	1,351,626	124	4,010	5,365,127

TABLE No. 6.—PASSENGER TRAFFIC.

Passenger Traffic during the Year 1902.

PASSENGERS TO					PASSENGERS FROM			
STEAMERS.		SAILING VESSELS.			STEAMERS.		SAILING VESSELS.	
Foreigners.	Natives.	Foreigners.	Natives.		Foreigners.	Natives.	Foreigners.	Natives.
97	5,222	Coast Ports.....	100	5,200
227	16,217	Hongkong.....	250	57,068
...	8,560	Saigon.....	...	33
...	27,342	Bangkok.....	...	12,560
1	43,162	Straits.....	...	6
3	8,984	Sumatra.....	...	868
...	5	Manila.....	...	12
328	109,492	TOTAL.....	350	75,747

CANTON TRADE REPORT, FOR THE YEAR 1902.

1°. LOCAL.—The statistics appended to this Report give no indication of any commercial depression alleged by some people to have existed at this port during the year 1902. On the contrary, they show an increased volume of trade; and if this is to be regarded as an indication of a good year, merchants should have no cause to be dissatisfied. These results are all the more gratifying considering the adverse circumstances with which business had to contend, viz., droughts, both in spring and autumn, which seriously damaged the first crop of Rice and practically ruined the second. The production of Rice in the surrounding districts is never sufficient to supply local wants, but when it became known that the second crop was doomed to failure, fears of famine and disorder were entertained; but the local authorities and a few of the well-known charitable institutions of Canton came to the rescue and, with the aid of subscriptions, arranged for the importation of supplies from the Yangtze Valley, where, fortunately, Rice was plentiful. During the last quarter of the year 1,961,190 piculs of this staple article of food were imported. A plentiful supply having been procured, prices were kept within fairly reasonable figures, and trade was not therefore disturbed to the extent anticipated. The net value of the year's trade reached *Hk.Ts* 79,744,707, being the highest figure yet recorded, and *Hk.Ts* 19,754,443 in advance of 1901 values. Two additions were made to the list of steamers trading on the river between Canton and Hongkong, one under the British flag and the other under that of the French; two more have recently been launched in Hongkong for the river trade, which will bring the fleet of river steamers up to a total of 17. The number of Foreign firms steadily increases. There has been considerable activity in the building trade in the Foreign Concessions, but the house accommodation is yet insufficient for present requirements, the consequence being a big rise in the value of property and house rents. There has been a good deal of talk about acquiring land on the southern side of the river, on the Honam Back Reach, for a general Foreign Settlement, but the question has not so far taken any definite shape. All things considered, there is every indication in favour of a continued expansion of the trade of the port.

2°. REVENUE.—All headings show increases, the amount collected—*Hk.Ts* 2,592,260—is the highest since the opening of the port, being *Hk.Ts* 83,969 ahead of the collection for the record year 1888, and *Hk.Ts* 432,633 more than for 1901. This substantial increase in Revenue may be accounted for by (1°) a general improvement in trade; (2°) the application of an effective 5 per cent. *ad valorem* rate of Duty; and (3°) the carriage by steamers of certain commodities which, previous to the placing of the Native Customs under the control of this office, were imported and exported by junks.

3°. FOREIGN TRADE.—(a.) *Imports*.—This branch of the trade, the total value of which is *Hk.Ts* 16,491,136, is carried on almost entirely with Hongkong, and there are no special features to record in connexion with it. The only items which show any noticeable advance are Indian Cotton Yarn, Tinplates, Lead in Pigs, Raw Cotton, Kerosene Oil, and White Sugar. The trade in Cotton Piece Goods appears to be more or less stationary, and no particular progress seems to have been made as compared with previous years. Woollen Goods show a slight falling off, but in these semi-tropical parts this trade will always be a very limited one. The carriage of

Metals is chiefly done by junks, and the figures remain much as before, with the exception of Tinplates and Lead in Pigs, which have advanced 18,154 and 29,639 piculs respectively as compared with the importation of 1901. Among the Sundries, Kerosene Oil is the only item calling for special comment, the import of which increases year by year; this article came forward to the extent of over 9,000,000 gallons, divisible thus: American, 3,385,373 gallons; Russian, 1,858,575 gallons; Sumatra, 4,218,645 gallons; and there seems no indication that the consumption of this illuminant has yet reached its limit. The Sumatra Oil imported in tank steamers amounted to nearly half of the total import. The putting up of a tank installation at this port by the Shell Transport and Trading Company greatly facilitated the Chinese dealers and doubtless accounts for the large increase in this product.

(b.) *Exports.*—The trade in Exports continues to expand. The steady depreciation of silver has influenced this branch and stimulated Exports to such an extent that, as regards one or two of the principal staples, the supply was not equal to the demand, and both Native and Foreign merchants engaged in it have had a fairly remunerative year. The increases are chiefly in Cassia Lignea, Matting, and Silk. As regards the Silk export, which represents two-thirds of the value of this branch of our trade, I am indebted to a well-known exporter for the following remarks: "The consumption has again increased, both on the European and American markets; and although the season's crop has been somewhat short of its usual average, the gradually advancing dollar values have stimulated production to a degree that the total export nearly reaches the figures of season 1901. The trade has apparently absorbed the export, and a strong demand continues, notwithstanding the dangerously high level of prices. The export to the United States has been a record one this year, with the exception of a reaction during November and December, marked by a complete absence of demand owing to large stocks at New York. It may be remarked that the shortage in the Shanghai crop opened the way to an increased consumption of Canton Filatures at St. Etienne and Basle in the Ribbon trade. There is no appreciable improvement to report in the quality, and the Chinese are not likely to listen seriously to complaints in this direction so long as they can sell their Silk as fast as it is produced. There has been a good demand for Waste all through the year, and the material has never been allowed to accumulate. Prices have seen considerable fluctuations, but are about 40 per cent. to 50 per cent. higher in silver than during 1901. A feature of special interest is the marked increase of Punjum sorts to Bombay." The shipments of Matting were well up to the average of former years, the total export being 260,000 rolls, representing a value of *Hk.fts* 1,773,841. The trade was unfavourably affected during the year by the long droughts in February, March, and April, which did considerable damage to the first straw crop; the second crop, due in August and September, was also very short, the estimated shortage being reckoned at 30 per cent. Deliveries were very late throughout the season. The price of straw advanced about 80 cents per picul towards the end of the year, and the price of the manufactured article went up accordingly; but the manufacturers, owing to the high price of the straw and increased cost of living generally, cannot be said to have had a very good year. Prices ruled high, and the demand was good throughout the season; but with such a fickle market as the United States to govern the trade, dealers are not always able to regulate the production of straw to suit the demand. The new Duties in Japan are said to have handicapped the trade there, and Canton Mattings are more than ever in demand. A very large increase is shown in the shipments of Cassia Lignea, the figures having jumped from an annual export of about 4,000 piculs to 49,440 piculs for the past year, the explanation being that this article was formerly junk-borne, but that since the transfer to this office of the Native Customs, it is evidently more profitable for the dealers to forward their shipments by steamer. Tea, which

was an item of considerable importance on the Export list, has for many years continued to show a falling off, the shipments having dropped steadily year by year from 65,000 piculs in 1892 to 24,000 piculs in 1902. There is no doubt that Canton Teas are rapidly losing favour with the home consumers, who can get their wants supplied with more suitable and cheaper Teas from India and Ceylon. None of the other articles of Export call for any comment.

(c.) *Re-exports*.—The value of Foreign goods re-exported amounted to but *Hk.Tts* 44,000, and require no special mention.

4°. COAST TRADE.—(a.) *Original Shipments Coastwise*.—There has been a good trade in Exports to coast ports, the value of the shipments having reached *Hk.Tts* 3,760,131, being *Hk.Tts* 1,007,713 ahead of that for 1901 and *Hk.Tts* 1,102,224 more than in 1900, the principal increase being in Brassware, Brass Buttons, Cassia-Lignea, Flower Plants, Grasscloth, Straw Mats, Silk Piece Goods, and Sugar.

(b.) *Reshipments Coastwise*.—No remarks.

(c.) *Coastwise Arrivals*.—The importations from coast ports amount to a value of *Hk.Tts* 24,745,842, or *Hk.Tts* 4,028,884 more than the total for 1901. The increase is accounted for by the unusually large cargoes of Rice brought from the Yangtze ports to supply the deficiency already referred to, and also by direct shipments from these ports of Paper, Ground-nuts, Ground-nut Oil, Dried Persimmons, Szechwan Raw Silk, Tobacco, and Wax, instead of their coming *via* Hongkong as in former years. A marked increase is noticeable in the import of Beans and Bean Oil from northern ports.

5°. INLAND TRANSIT.—(a.) *Inwards*.—This trade advances year by year, and shows a gain of *Hk.Tts* 153,166 over the previous year's total. The number of Passes issued was 13,418, of which 13,415 were taken out by Foreign firms and 3 by Chinese. Indian Cotton Yarn, Kerosene Oil, Matches, White Sugar, and Window Glass have gone into the interior in larger quantities than in former years, and districts in Kwangsi, Kiangsi, Hunan, Kweichow, and Yunnan continue to draw increased supplies of Foreign goods from Canton.

(b.) *Outwards*.—The number of Passes taken out during the year was 106, as against 208 in 1901; and the Dues collected amounted to *Hk.Tts* 1,644. Brown Sugar is the principal article, and 27,176 piculs were brought to port for exportation abroad.

6°. SHIPPING.—The total number of vessels entered and cleared was 7,583, representing an aggregate tonnage of 4,292,264 tons, as against 6,068 vessels (3,766,320 tons) for 1901. The increase may be accounted for by the addition of two river steamers, referred to under paragraph 1°, and also by the numerous entries of coasting steamers during the latter part of the year with cargoes of Rice from the Yangtze ports. The harbour, the limits of which were extended a year ago, has never in the history of the port presented such a busy appearance as it did during the last three months of the year, when its capacity was taxed to the utmost. Many steamers with cargoes of Rice from the Yangtze ports were subject to several days detention, owing to the lack of sufficient lighter and storage accommodation, and one day as many as 34 steamers were counted in harbour. It is surprising that during all these years no company or firm has been enterprising enough to introduce wharves and godowns at the port on the lines of those of Shanghai. A well-known British firm is now constructing them in the Back Reach, on the Honam side of the river, and, when completed, will not only enable steamers to have quick despatch, but will prove a great commercial boon to the port generally. The entries and clearances of steam vessels plying under the Inland Waters Steam Navigation Rules

have fallen off as compared with previous years, in consequence of rules enforced in December 1901 compelling all Chinese launches to undergo inspection at the hands of an engineer appointed by the Customs before obtaining licenses to ply.

7°. PASSENGER TRAFFIC.—The Native passengers carried on the river steamers to and from Hongkong and Macao have been well up to the averages of former years, and can be reckoned at rather more than half a million each way; while those to and from West River ports increase steadily, and may be put down at 12,000 each way. The traffic inland by launches and their tows has been fully maintained, but statistics of the number of passengers carried are too unreliable for publication.

8°. TREASURE.—Silver was imported to the value of *Hk.Ts.* 3,859,681, as against importations amounting to *Hk.Ts.* 2,978,006 during the previous year; and exported to the amount of *Hk.Ts.* 11,806,969, as compared with *Hk.Ts.* 10,325,440 for 1901. Locally-minted 1-cent copper pieces were shipped to the North to the value of *Hk.Ts.* 60,000.

9°. OPIUM.—(a.) *Foreign.*—The total quantity imported is above the average of the past decade, 8,498 piculs having come forward, being 485 piculs more than in 1901. The average market quotation for Malwa was *Hk.Ts.* 640 per picul; Patna, *Hk.Ts.* 630 per picul; and for Benares, *Hk.Ts.* 620 per picul. Dealers are said to have had a good year.

(b.) *Native.*—The only Native Opium shown in our Returns is a lot of 2 piculs of the Szechwan product, imported *via* Shanghai. It is most difficult to obtain reliable information as to the quantity brought to this market, but it is estimated that some 4,000 piculs reached Canton during the year, being 1,600 piculs from Szechwan, 1,600 piculs from Yunnan, and 800 piculs from Kweichow. Prices were about *Hk.Ts.* 436, *Hk.Ts.* 498, and *Hk.Ts.* 442 respectively.

10°. MISCELLANEOUS.—One of the chief features of the year was the assumption by this office of the control of the Native Customs. The head office was taken over on the 17th February and the branch stations on the 15th May. The transfer was effected in a peaceful manner, and it is satisfactory to report that, in such a sensitive port as Canton, the work progresses smoothly and without friction; but a comparison of statistics would not be sufficiently reliable for publication. Another important feature has been the progress made in connexion with the projected Canton-Hankow Railway. The route has been surveyed and staked out as far as Samshui for the local branch of the railway, and for 50 miles in the direction of the North River for the main line to Hankow. The ground reclaimed on the north bank of the river immediately above Shamien, referred to in the Report for 1901 as being the Hwang Sha Reclamation, and on which it was intended to erect godowns to facilitate the discharge of steamers, has been transferred by the Chinese authorities to the Railway Administration for the Canton terminus of the railway. For years past a scheme for the reclamation and bunding of the north bank of the river from the wharf, known as the T'ien Tzu Ma-t'ou (天字碼頭)—built about 12 years ago, for official purposes,—up towards the Shamien has been in contemplation, and the scheme is now under the consideration of the local authorities. The adoption of a system of Wharfage Dues, such as exists at one or two other ports, would doubtless go a long way towards providing sufficient funds for carrying out such a desirable and much-needed improvement. Piracies still continue to occur. It is well known that from time immemorial the delta has been the happy hunting-ground for pirates. While Native junks only traversed inland waters little was heard of piracy cases; but now that steam-launches are plying everywhere, every attack is recorded and, in many instances, magnified into a very serious affair. The most glaring instance was that of a British subject named EVANS, who was attacked by pirates near the Bogue Forts while on a voyage

to Hongkong in a junk, and succumbed to his wounds a few days after. It is due, however, to the Chinese authorities to state that strenuous efforts are being made by them to suppress piracy, and that a more thorough system of patrolling and searching is being introduced. During the spring, a high official arrived in Canton with special authority from the Court to raise funds for Imperial purposes. Under the strength of his Imperial authority he succeeded in getting the Viceroy and other high officials to agree to the establishment of a tax called the "Prepared Opium Likin," amounting to \$115 per chest. The attention of the British authorities was called to the new tax, and, as it was held to be contrary to the terms of the Opium Convention of 1885, the Viceroy, in deference to protests, gave way, and issued a public proclamation annulling the tax. Imperial postal extension proceeded steadily throughout the year. The number of offices in this district increased from 9 offices and 33 postal agencies in 11 towns at the end of 1901 to 21 offices and 165 postal agencies in 88 towns at the end of 1902. The interport business increased 60 per cent., and the inland business quadrupled during the year. The most noticeable feature was that 2,200,000 Chinese letters were exchanged between Canton and Hongkong. The year 1902 was notable for the great amount of sickness which occurred in this district. In the early part of the year Canton was visited by a severe epidemic of cholera, spreading death and consternation amongst the Natives in all directions. The weather was unusually dry, water was scarce, the Chinese wells became poisonous, and much suffering followed. Towards the end of February cholera broke out amongst the Foreign residents, 10 of whom succumbed. As cholera subsided, plague appeared, and proved a very severe epidemic. Statistics obtainable are not very reliable, but hundreds of Natives are said to have died daily in Canton and neighbourhood. In July, cholera and plague having practically subsided, one of the most severe epidemics of dengue fever known for years broke out; almost every member of the Foreign community suffered from the complaint, which, fortunately, is not of a fatal nature. His Excellency the Viceroy, TAO MU (陶模), who had been in failing health, died on the 10th October; his death was a great loss, for he was held in high esteem by both Foreigners and Natives.

J. C. JOHNSTON,

Deputy Commissioner of Customs in Charge.

CANTON, 28th February 1903.

CANTON TRADE RETURNS, FOR THE YEAR 1902.

A.—GENERAL TABLES.

TABLE No. I.—SHIPPING.

Number and Tonnage of Vessels Entered and Cleared under each Flag,
for the Year ended 31st December 1902.

a.—Under General Regulations.

FLAG.	STEAMERS.												TOTAL ENTERED AND CLEARED.	
	ENTERED INWARDS.						CLEARED OUTWARDS.							
	With Cargo.		In Ballast.		TOTAL.		With Cargo.		In Ballast.		TOTAL.			
	No.	Tons.	No.	Tons.	No.	Tons.	No.	Tons.	No.	Tons.	No.	Tons.	No.	Tons.
British	1,940	1,622,545	70	44,706	2,010	1,667,251	1,808	1,485,721	194	171,533	2,002	1,657,254	4,012	3,324,505
American	9	8,254	9	8,254	4	4,854	6	4,611	10	9,465	19	17,719
German	116	134,145	7	1,817	123	135,962	59	68,396	60	62,462	119	130,858	242	266,820
French	236	70,506	16	3,542	252	74,048	227	67,994	24	5,977	251	73,971	503	148,019
Dutch	3	3,335	3	3,335	3	3,335	3	3,335	6	6,670
Danish	2	2,684	2	2,684	2	2,684	2	2,684	4	5,368
Norwegian	48	43,581	48	43,581	10	7,871	34	31,574	44	39,445	92	83,026
Russian	3	3,635	3	3,635	3	3,635	3	3,635	6	7,270
Japanese	10	10,541	10	10,541	1	1,035	9	9,506	10	10,541	20	21,082
Portuguese	3	480	4	380	7	860	7	860	7	860	14	1,720
Chinese	209	163,349	977	25,924	1,186	189,273	205	159,458	974	26,542	1,179	186,000	2,365	375,273
Total Steamers	2,579	2,063,055	1,074	76,369	3,653	2,139,424	2,314	1,795,329	1,316	322,719	3,630	2,118,048	7,283	4,257,472
SAILING VESSELS.														
British	31	1,643	31	1,643	31	1,643	31	1,643	62	3,286
American	61	6,505	61	6,505	61	6,505	61	6,505	122	13,010
German	47	7,589	47	7,589	47	7,589	47	7,589	94	15,178
French	1	148	1	148	2	296	1	148	1	148	3	444
Japanese	2	37	2	37	2	37	2	37	4	74
Chinese	8	1,500	8	1,500	1	150	6	1,150	7	1,300	15	2,800
Total Sailing Vessels	150	17,422	1	148	151	17,570	3	187	146	17,035	149	17,222	300	34,792
GRAND TOTAL.....	2,729	2,080,477	1,075	76,517	3,804	2,156,994	2,317	1,795,516	1,462	339,754	3,779	2,135,270	7,583	4,292,264

b.—Under Inland Steam Navigation Rules.

FLAG.	ENTERED INWARDS.						CLEARED OUTWARDS.						TOTAL ENTERED AND CLEARED.	
	With Cargo.		In Ballast.		TOTAL.		With Cargo.		In Ballast.		TOTAL.			
	No.	Tons.	No.	Tons.	No.	Tons.	No.	Tons.	No.	Tons.	No.	Tons.	No.	Tons.
British	7,010	109,190	7,010	109,190	7,010	109,190	7,010	109,190	14,020	218,380
German	729	9,342	729	9,342	729	9,342	729	9,342	1,458	18,684
French	2,866	33,670	2,866	33,670	2,866	33,670	2,866	33,670	5,732	67,340
Chinese	57,403	1,489,817	57,403	1,489,817	57,403	1,489,817	57,403	1,489,817	114,806	2,979,634
TOTAL.....	68,008	1,642,019	68,008	1,642,019	68,008	1,642,019	68,008	1,642,019	136,016	3,284,038

TABLE No. II.—GROSS AND NET VALUES OF THE TRADE OF CANTON,
1900 TO 1902.

	1900.		1901.		1902.	
	NET VALUES.	GROSS VALUES.	NET VALUES.	GROSS VALUES.	NET VALUES.	GROSS VALUES.
	<i>Hk. \$s</i>	<i>Hk. \$s</i>	<i>Hk. \$s</i>	<i>Hk. \$s</i>	<i>Hk. \$s</i>	<i>Hk. \$s</i>
FOREIGN GOODS.						
Imported from Foreign Countries and Hongkong.....	13,691,180		16,492,112		16,491,136	
Imported from Chinese Ports	48,095		59,584		82,470	
Total Foreign Imports		13,739,275		16,551,696		16,573,606
Re-exported to Foreign Countries and Hongkong ...	60,820		17,776		44,073	
Re-exported to Chinese Ports (chiefly to Tientsin, } Chefoo, Hankow, Shanghai, Ningpo, etc.)..... }	50,791		19,342		24,609	
Total Foreign Re-exports	111,611		37,118		68,682	
Net Total Foreign Imports	13,627,664		16,514,578		16,504,924	
NATIVE PRODUCE.						
Imported (chiefly from Newchwang, Tientsin, } Wuhu, Chinkiang, Shanghai, Ningpo, etc.)..... }		18,238,281		20,657,374		24,663,372
Re-exported to Foreign Countries.....	491,289		802,290		891,664	
Re-exported to Chinese Ports.....	28,481		15,738		22,890	
Total Native Re-exports	519,770		818,028		914,554	
Net Total Native Imports	17,718,511		19,839,346		23,748,818	
Native Produce of local origin Exported to } Foreign Countries	18,401,090		20,883,922		35,722,600	
Native Produce of local origin Exported to } Chinese Ports..... }	2,657,907		2,762,418		3,768,365	
Total Exports of local origin		21,058,997		23,636,340		39,490,965
Gross Value of the Trade of the Port		53,036,553		60,845,410		80,727,943
Net Value of the Trade of the Port, i.e., Foreign } and Native Imports less Re-exports, and Native } Exports of local origin }	52,405,172		58,990,264		79,744,707	

TABLE No. III.—TRADE IN FOREIGN GOODS.—Imports and Re-exports.

DESCRIPTION OF GOODS.	Classifier of Quantity.	IMPORTS FROM FOREIGN COUNTRIES AND HONGKONG.		IMPORTS FROM CHINESE PORTS.		RE-EXPORTS TO FOREIGN COUNTRIES AND HONGKONG.		RE-EXPORTS TO CHINESE PORTS.		NET TOTAL IMPORTS.	
		Quantity.	Value.	Quantity.	Value.	Quantity.	Value.	Quantity.	Value.	Quantity.	Value.
OPIMUM:—											
Malwa.....	Piculs	739.31	471,988	739.31	471,988
Patna.....	"	6,643.62	4,187,137	6,643.62	4,187,137
Benares.....	"	1,107.72	698,673	1,107.72	698,673
Persian.....	"	5.65	2,938	5.65	2,938
Boiled.....	"	2.28	2,143	2.28	2,143
COTTON GOODS:—											
Shirtings, Grey, Plain.....	Pieces	115,826	216,779	115,826	216,779
" White, ".....	"	155,984	394,458	200	510	155,784	393,948
" White, Figured, Brocaded, and Spotted.....	"	764	2,604	764	2,604
" Dyed, Plain.....	"	14,724	38,731	40	144	14,684	38,587
" Dyed, Figured, Brocaded, and Spotted.....	"	8,117	34,928	60	340	8,057	34,588
T-Cloths, 32 inches.....	"	21,934	35,387	21,934	35,387
" 36 ".....	"	10,262	30,160	10,262	30,160
Drills, English, 40 yards.....	"	11,077	31,707	11,077	31,707
" Dutch, ".....	"	600	1,368	600	1,368
" American, ".....	"	141	576	141	576
" Japanese, ".....	"	3	24	3	24
Jeans, English.....	"	18	87	18	87
Sheetings, English.....	"	2	18	2	18
Chintzes and Furnitures.....	"	18,444	60,816	18,444	60,816
Turkey Red Shirtings.....	"	2,639	4,241	2,639	4,241
Cotton Italians.....	"	4,290	39,666	33	259	4,257	39,407
" Damasks, White.....	"	181	1,014	181	1,014
" " Dyed.....	"	269	1,729	269	1,729
" Crimps.....	"	1,755	7,617	55	22	1,700	7,595
" " Japanese.....	"	292	228	292	228
Velvets.....	"	4,604	21,352	1	7	4,603	21,345
Velveteens.....	"	41	218	41	218
Cambrics, Plain & Printed, 12 yards.....	"	350	155	350	155
" Plain & Printed, 24 yards.....	"	1,530	1,587	1,530	1,587
Lawns, Plain and Printed, 12 yards.....	"	4,805	3,037	4,805	3,037
" Plain and Printed, 24 yards.....	"	242	317	242	317
Muslins, Plain & Printed, 12 yards.....	"	1,775	1,213	1,775	1,213
" Plain & Printed, 24 yards.....	"	9,159	34,132	9,159	34,132
Dimities.....	"	4	3	4	3
Handkerchiefs, Cotton and Cambric.....	Dozens	23,639	9,249	1,685	814	155	85	211	114	24,958	9,864
Handkerchiefs, Cotton, Japanese.....	"	2,764	1,048	2,764	1,048
Handkerchiefs, Imitation Silk.....	"	3	6	3	6
Towels.....	"	5,506	2,348	5	5	5,501	2,343
" Japanese.....	"	58,610	23,652	130	52	58,480	23,600
Blankets, Cotton.....	Pairs	6,539	11,036	684	1,049	5,858	9,987
Blue Denims.....	Pieces	120	180	120	180
" Mottles.....	"	57	323	57	323
Cottonades.....	"	45	267	45	267

TABLE No. III.—TRADE IN FOREIGN GOODS.—Imports and Re-exports—Cont^d.

DESCRIPTION OF GOODS.	Classifier of Quantity.	IMPORTS FROM FOREIGN COUNTRIES AND HONGKONG.		IMPORTS FROM CHINESE PORTS.		RE-EXPORTS TO FOREIGN COUNTRIES AND HONGKONG.		RE-EXPORTS TO CHINESE PORTS.		NET TOTAL IMPORTS.	
		Quantity.	Value.	Quantity.	Value.	Quantity.	Value.	Quantity.	Value.	Quantity.	Value.
COTTON GOODS, continued:—											
			<i>Hk. Tls</i>		<i>Hk. Tls</i>		<i>Hk. Tls</i>		<i>Hk. Tls</i>		<i>Hk. Tls</i>
Cotton Reqs.....	<i>Pieces</i>	4,874	28,282	40	240	4,834	28,042
" Spanish Stripes.....	"	156	646	80	452	76	194
Canton Cotton Flannel.....	"	20,355	85,573	I	4	20,354	85,569
Cotton Flannel, Japanese.....	"	86,945	104,276	86,945	104,276
" Ticks.....	"	18	230	18	230
Oxford Shirts.....	"	3,168	15,482	2	1	3,170	15,483
Cotton Cretonne.....	"	826	6,005	826	6,005
Japanese Cotton Cloth.....	"	5,670	3,034	314	404	5,984	3,438
Cotton Crape.....	"	2,400	2,580	2,400	2,580
Japanese Cotton Crape.....	"	43,765	34,656	43,765	34,656
Mosquito Nesting.....	"	1,063	2,033	1	7	1,062	2,026
Towelling, Japanese.....	<i>Piculs</i>	267	10,621	267	10,621
Cotton Goods, Unclassed.....	<i>Pieces</i>	1,791	12,022	30	63	1,821	12,085
" Yarn, English.....	<i>Piculs</i>	918	20,909	918	20,909
" " Indian.....	"	103,018	1,629,049	2	24	103,016	1,629,025
" Thread.....	"	184	16,731	19	1,916	I	72	164	14,743
" " Mercerised.....	"	4	325	4	325
" Cord.....	"	10	900	10	900
" " Wooloa.....	"	5	378	5	378
" " Mercerised.....	"	44	3,719	3	317	41	3,402
WOOLLEN GOODS:—											
Canlets, English.....	<i>Pieces</i>	5,762	66,926	40	480	5,722	66,446
" Dutch.....	"	8	64	8	64
" Imitation.....	"	7	71	7	71
Lastings, Plain.....	"	419	4,039	419	4,039
" Figured.....	"	42	327	42	327
Long Ells.....	"	1,786	8,730	1,786	8,730
Spanish Stripes, Superior.....	"	1,820	24,362	1,820	24,362
Cloth, Broad.....	"	374	11,250	I	15	15	354	I	30	359	10,881
Lustres and Orleans, Plain.....	"	207	1,952	207	1,952
Imitation Lastings.....	"	1	3	1	3
Alpacas.....	"	660	6,693	I	5	659	6,688
Merinos.....	"	1,405	29,742	1,405	29,742
Lustres and Orleans, Figured.....	"	49	400	49	400
Blankets.....	<i>Pairs</i>	2,015	8,044	I	5	2,016	8,049
" Japanese.....	"	4	20	4	20
Union or Poncho Cloth.....	<i>Pieces</i>	307	5,510	307	5,510
Flannel.....	"	10	58	10	58
Narrow Cloth.....	"	23	23	23	23
Tweeds.....	"	18	191	18	191
Serges.....	"	1	2	1	2
Italian Cloth.....	"	204	2,766	I	5	203	2,761
Reps and Metz Cords.....	"	104	497	104	497
Bombazettes.....	"	11	104	11	104
Woollen Goods, Unclassed.....	"	124	239	124	239
Wool, Berlin.....	<i>Piculs</i>	6	470	6	470
Woollen Yarn and Cord.....	"	9	600	4	356	5	244
MISCELLANEOUS PIECE GOODS:—											
Canvas.....	<i>Bolts</i>	686	8,479	686	8,479
Cotton Duck.....	"	108	1,057	108	1,057
Linen, Fine.....	<i>Pieces</i>	3	18	3	18
" Coarse.....	"	3	17	3	7
Silk and Cotton Mixtures.....	"	5	20	5	20
Woollen & Cotton Mixtures.....	"	96	155	I	9	97	164
Plush.....	"	10	338	60	1,390

TABLE No. III.—TRADE IN FOREIGN GOODS.—Imports and Re-exports—Cont^d.

DESCRIPTION OF GOODS.	Classifier of Quantity.	IMPORTS FROM FOREIGN COUNTRIES AND HONGKONG.		IMPORTS FROM CHINESE PORTS.		RE-EXPORTS TO FOREIGN COUNTRIES AND HONGKONG.		RE-EXPORTS TO CHINESE PORTS.		NET TOTAL IMPORTS.	
		Quantity.	Value.	Quantity.	Value.	Quantity.	Value.	Quantity.	Value.	Quantity.	Value.
METALS:—											
Iron, Nail-rod.....	<i>Piculs</i>	1,242	4,670	15	45	1,227	4,625
" Bar.....	"	2,533	8,819	1	4	7	21	2,525	8,794
" Hoop.....	"	95	378	95	378
" Galvanized.....	"	82	464	82	464
" Sheets and Plates.....	"	792	2,831	792	2,831
" Sheets and Plates, } Galvanized..... }	"	50	256	50	256
" Wire.....	"	405	3,316	1	30	404	3,286
" Galvanized.....	"	149	1,052	149	1,052
" Pig and Kentledge.....	"	487	905	487	905
" Old.....	"	6,356	16,508	6,356	16,508
" Nails.....	"	687	3,329	687	3,329
" Rivets.....	"	12	78	12	78
" Anchors and Chains.....	"	574	4,118	574	4,118
" Screws.....	"	116	884	116	884
" Nuts, Bolts, & Washers.....	"	34	284	34	284
" Tubes and Pipes.....	"	375	2,321	3	18	372	2,303
Ironware, Unclassed.....	"	1,407	6,022	1,407	6,022
Tin, in Slabs.....	"	767	32,598	3	109	764	32,489
Tinplates.....	"	19,897	123,587	19,897	123,587
Lead, in Pigs.....	"	32,364	192,337	3	19	22	133	5	31	32,340	192,192
" Sheets, and Tea Lead.....	"	3	24	3	24
" Pipes.....	"	114	652	114	652
Copper, Bar and Rod.....	"	1	36	1	36
" Sheets and Plates.....	"	2	106	5	139
" Nails.....	"	1	27	1	27
" Old.....	"	11	162	11	162
" Wire.....	"	14	440	14	440
" Slabs, Japan.....	"	7,056	213,974	2	48	7,058	214,022
" Tubes.....	"	9	261	9	261
Copperware, Unclassed.....	"	8	278	10	307
Yellow Metal, Bar and Rod.....	"	11	290	11	290
" Sheets and } Plates..... }	"	2	62	16	410	2	38	16	434
" Nails.....	"	4	13	4	13
Brass Wire.....	"	1	34	1	34
" Sheets and Plates.....	"	3	61	3	61
Brassware.....	"	61	1,714	61	1,714
Steel Bars.....	"	581	7,297	112	895	693	8,192
Pewterware.....	"	9	257	9	257
Spelter.....	"	334	2,895	334	2,895
Quicksilver.....	"	7	897	6	7	891
White Metal Wire.....	"	3	560	4	790
Nickel.....	"	7	297	7	297
Zinc.....	"	116	1,307	116	1,307
Antimony.....	"	4	43	4	43
Metals, Unclassed.....	"	702	3,181	13	212	689	2,969
SUNDRIES:—											
Agar-agar.....	<i>Piculs</i>	498	3,315	498	3,315
Almonds, Bitter.....	"	504	4,056	504	4,056
" Sweet.....	"	738	18,107	738	18,107
Amber.....	"	95	3,209	1	100	94	3,109
Aniseed, Star.....	"	146	1,623	146	1,623
Aventurine.....	"	258	8,858	17	717	241	8,141
Awabi.....	"	472	15,670	1	56	471	15,614
Bamboo Shoots.....	"	1,598	9,761	1,598	9,761
Barley, Pearl.....	"	795	4,984	795	4,984

TABLE No. III.—TRADE IN FOREIGN GOODS.—Imports and Re-exports—Cont^d.

DESCRIPTION OF GOODS.	Classifier of Quantity.	IMPORTS FROM FOREIGN COUNTRIES AND HONGKONG.		IMPORTS FROM CHINESE PORTS.		RE-EXPORTS TO FOREIGN COUNTRIES AND HONGKONG.		RE-EXPORTS TO CHINESE PORTS.		NET TOTAL IMPORTS.	
		Quantity.	Value.	Quantity.	Value.	Quantity.	Value.	Quantity.	Value.	Quantity.	Value.
<i>SUNDRIES, continued:—</i>											
Basins, Tinplate.....	Dozens	5,239	9,049	50	63	5,189	8,986
Beans, Black.....	Piculs	1,081	2,219	1,081	2,219
" Green.....	"	282	773	282	773
" White and Yellow ...	"	2,444	5,594	2,444	5,594
" Miscellaneous.....	"	1,874	4,837	1,874	4,837
Betel-nuts.....	"	9,042	19,666	9,042	19,666
Bicho de Mar, Black.....	"	121	4,662	23	1,021	98	3,641
" White.....	"	246	4,380	11	65	235	4,315
Birds Nests, 1st Quality....	Catties	22	615	2	60	23	690
" " 2nd ".....	"	371	2,697	46	417	325	2,280
" " 3rd ".....	"	9,248	23,172	79	237	9,169	22,935
" " Refuse.....	"	10,392	7,609	25	15	358	215	10,009	7,379
Biscuits.....	Value	...	4,555	...	70	4,625
Bones, Tiger.....	Piculs	26	1,364	26	1,364
Books, Printed.....	"	216	6,534	216	6,534
Boxes, Fancy.....	Value	...	10,173	...	6	10,179
Braid, Llama.....	Gross	5,829	1,614	5,829	1,614
Bran.....	Piculs	2,910	4,320	2,910	4,320
Bricks and Tiles.....	Pieces	136,682	2,831	136,682	2,831
Bristles.....	Piculs	60	1,563	60	1,563
Bronze Powder (or Copper) Filings).....	"	32	1,185	32	1,185
Butter and Cheese.....	Value	...	3,536	9	3,527
Buttons, Brass.....	Gross	5,084	1,648	152	61	4,932	1,587
" Fancy.....	"	12,663	5,823	520	263	12,143	5,560
Candles.....	Piculs	115	2,687	4	70	1	10	110	1,607
Capoor Cutchery.....	"	206	1,302	206	1,302
Cardamoms, Superior.....	"	19	1,689	1	100	33	3,278
" Inferior.....	"	120	2,526	6	121	80	1,655	34	750
Cassia Lignea.....	"	38	1,433	38	1,433
Cement.....	"	8,477	11,219	8,477	11,219
Chestnuts.....	"	398	1,846	398	1,846
China-root.....	"	1,079	10,366	1,079	10,366
China-ware, Fine.....	"	22	505	22	505
" Coarse.....	"	2,549	17,850	2,549	17,850
Cigars and Cigarettes.....	Value	...	39,701	122	39,639
Cinnabar.....	Piculs	177	12,044	177	12,044
Cinnamon.....	"	271	20,458	271	20,458
Clocks and Watches:—											
Clocks.....	Pieces	13,554	12,076	3	6	13,557	12,082
Watches.....	"	236	719	236	719
Cloisonné or Enamelware....	Value	...	2,636	...	33	2,669
Cloth, Native (Nankeens)...	Piculs	88	3,817	88	3,817
Clothing, Hats, etc.....	Value	...	3,807	...	185	...	33	3,959
Cloves.....	Piculs	262	3,400	262	3,400
" and Spices.....	"	63	558	63	558
Coal.....	Tons	3,923	13,321	3,923	13,321
" Tonkin.....	"	45,157	142,296	45,157	142,296
Cocoa-nuts.....	Pieces	45,481	1,014	45,481	1,014
Coffee.....	Value	...	1,315	1,315
Coke.....	Tons	181	2,353	181	2,353
Compo.....	Piculs	262	9,309	262	9,309
Confectionery, in Bottles....	Dozens	1,940	2,304	1,940	2,304
Coral Fragments.....	Piculs	310	3,588	119	2,140	191	1,448
Cornelian Stones.....	Pieces	414,547	12,815	553	20	413,994	12,795
" Beads.....	Piculs	10	963	17	1,747
Cotton, Raw, Indian.....	"	12,799	143,741	12,799	143,741
" " Annam.....	"	20	250	20	250
" " Siam.....	"	70	854	70	854

TABLE No. III.—TRADE IN FOREIGN GOODS.—Imports and Re-exports—Cont^d.

DESCRIPTION OF GOODS.	Classifier of Quantity.	IMPORTS FROM FOREIGN COUNTRIES AND HONGKONG.		IMPORTS FROM CHINESE PORTS.		RE-EXPORTS TO FOREIGN COUNTRIES AND HONGKONG.		RE-EXPORTS TO CHINESE PORTS.		NET TOTAL IMPORTS.	
		Quantity.	Value.	Quantity.	Value.	Quantity.	Value.	Quantity.	Value.	Quantity.	Value.
<i>SUNDRIES, continued:—</i>											
Cotton, Raw, other Places...	<i>Piculs</i>	251	Hk. 7ks 4,052	251	4,052
" Waste.....	"	120	966	120	966
Covers, Bed.....	<i>Pieces</i>	2,358	1,329	2,358	1,329
Crockery.....	<i>Value</i>	...	2,831	...	188	...	33	...	40	...	2,946
Crucibles.....	"	...	4,474	6	4,468
Crystal.....	<i>Piculs</i>	31	1,613	31	1,613
Cutlery.....	<i>Value</i>	...	1,039	...	17	15	...	1,041
Cuttle-fish.....	<i>Piculs</i>	21,021	297,206	21,021	297,206
Dates, Black.....	"	911	5,662	911	5,662
" Red.....	"	3,209	21,632	3,209	21,632
Dyes and Colours:—											
Aniline.....	<i>Piculs</i>	5,478	162,894	1	50	13	770	9	485	5,457	161,589
Cochineal.....	"	10	799	10	799
Green, Emerald.....	"	56	1,359	56	1,359
Indigo, Liquid.....	"	456	6,685	456	6,685
Prussian Blue.....	"	1	32	1	32
Ultramarine.....	"	113	1,278	113	1,278
Yanus (Dye-root).....	"	11,618	35,498	33	99	11,585	35,399
Eggs, Fresh.....	<i>Pieces</i>	538,090	4,373	538,090	4,373
Electric Light Fittings and Gear.....	<i>Value</i>	...	6,753	...	100	...	1,474	5,479
Elephants Teeth, Whole.....	<i>Piculs</i>	6	1,970	8	2,568	1	416
" Broken.....	"	12	2,000	1	95	2	364	9	1,541
Fans, Fancy, Gauze, & Paper.....	<i>Pieces</i>	18,146	1,362	18,146	1,362
Feathers, Duck, Fowl, etc.....	<i>Piculs</i>	605	1,669	25	225	630	1,894
" Peacock.....	<i>Pieces</i>	24,406	1,402	581	48	23,825	1,354
Fish, Dried.....	<i>Piculs</i>	176	2,254	176	2,254
" Salt.....	"	8,369	41,671	8,369	41,671
" Bones, Sinews, etc.....	"	22	1,298	22	1,298
" Maws.....	"	53	3,379	53	3,379
Fishery Products, Unclassed.....	"	193	2,207	1	30	1	153	191	2,024
Flour, Wheat.....	"	239,817	949,430	178	709	239,639	948,721
" Potato, Yam, etc.....	"	502	1,544	502	1,544
Fruit, Fresh and Dried.....	"	1,537	5,418	1,537	5,418
Fungus.....	"	705	15,286	705	15,286
Furniture.....	<i>Value</i>	...	12,186	...	100	...	155	12,131
Gambier.....	<i>Piculs</i>	276	931	276	931
Ginseng, Corean.....	<i>Catties</i>	112	1,871	112	1,871
" Japan, 2nd Quality.....	"	636	1,884
" " Unclassed.....	"	2,403	2,023	2,403	2,023
" " American, Clarified.....	"	2,511	13,308	3	20	46	284	2,462	13,004
" " Crude.....	"	265	775	265	775
" " Native.....	"	4,520	7,735	210	170	4,310	7,565
" " Beard and Refuse.....	"	844	435	180	126	20	10	644	299
" " Wild.....	"	356	3,713	356	3,713
Glass, Window.....	<i>Boxes</i>	13,760	47,897	30	105	6	22	13,724	47,770
" Plate.....	<i>Value</i>	...	4,007	4,007
" Beads.....	<i>Piculs</i>	200	7,388	200	7,388
" " Fancy, and Satin Beads.....	"	30	3,844	1	291	29	3,553
" " Broken.....	"	3,311	9,904	169	632	3,142	9,272
Glassware.....	<i>Value</i>	...	15,817	...	688	...	110	16,395
" " Piculs.....	"	84	720	84	720
Gloves.....	<i>Dozens</i>	2,749	1,009	2,749	1,009
Grasscloth, Fine and Coarse.....	<i>Piculs</i>	10	1,371	10	1,371
Ground-nuts.....	"	14,223	47,827	90	340	14,313	48,167
Gum Olibanum.....	"	176	1,065	176	1,065
Hams.....	"	171	4,025	171	4,025
Hardware.....	<i>Value</i>	...	2,994	2	2,992

TABLE No. III.—TRADE IN FOREIGN GOODS.—Imports and Re-exports—Cont^d.

DESCRIPTION OF GOODS.	Classifier of Quantity.	IMPORTS FROM FOREIGN COUNTRIES AND HONGKONG.		IMPORTS FROM CHINESE PORTS.		RE-EXPORTS TO FOREIGN COUNTRIES AND HONGKONG.		RE-EXPORTS TO CHINESE PORTS.		NET TOTAL IMPORTS.	
		Quantity.	Value.	Quantity.	Value.	Quantity.	Value.	Quantity.	Value.	Quantity.	Value.
<i>SUNDRIES, continued:—</i>											
Hempcloth.....	Pieces	388	5,576	388	5,576
Honey.....	Piculs	342	3,402	342	3,402
Horns, Deer, Young.....	Pairs	99	3,691	99	3,691
" " " " Annam.....	Piculs	8	2,970	8	2,970
" " " " Old.....	"	77	2,829	77	2,829
" " " " Annam.....	"	14	817	14	817
Hose, Canvas, India-rubber, etc.....	Value	...	2,262	2,262
India-rubber Shoes.....	Pairs	42,752	24,950	200	93	42,552	24,857
Indigo, Dried.....	Piculs	161	2,456	161	2,456
Ink, Printing.....	"	158	2,288	3	116	161	2,404
Isinglass.....	"	11	317	11	317
Jadestone.....	"	3,746	200,913	3,746	200,913
Joss-stick Powder.....	"	2,538	12,436	2,538	12,436
Lacquerware.....	"	61	1,414	61	1,414
Lamps and Burners.....	Pieces	15,161	1,902	155	106	1	6	2	38	15,313	1,964
Lampwick.....	Piculs	37	1,122	37	1,122
Leather.....	"	53	1,291	53	1,291
" Strips.....	"	38	6,778	38	6,778
Lily Flowers, Dried.....	"	3,176	24,680	3,176	24,680
Liquorice.....	"	271	3,792	271	3,792
Live Stock.....	Value	...	37,954	37,954
Looking-glasses and Mirrors.....	Pieces	128,146	11,253	680	296	128,826	11,549
Machinery.....	Value	...	30,468	...	1,978	...	890	...	103	...	31,453
Machines, Sewing.....	Pieces	344	6,301	344	6,301
Manure.....	Piculs	2,310	4,071	2,310	4,071
Matches, Wood, Japan.....	Gross	1,094,158	268,265	1,094,158	268,265
Match-making Materials.....	Piculs	965	9,215	3	15	962	9,200
Mats, Straw.....	Pieces	7,300	3,895	7,300	3,895
Meats, Preserved and Dried.....	Piculs	268	5,649	268	5,649
Medical Appliances.....	Value	...	1,663	1,663
Medicines.....	{ Piculs	15,240	126,492	125	1,980	15,115	124,512
	{ Value	...	35,688	...	3,801	...	269	...	39	...	39,181
Milk, Condensed, in Tins.....	Dozens	20,214	20,672	27	27	56	51	4	8	20,181	20,640
Morphia.....	Ounces	17,052	26,631	17,052	26,631
Moss.....	Piculs	18	955	18	955
Mother-of-pearl Shell.....	"	99	1,052	99	1,052
Mushrooms.....	"	2,608	132,045	2,608	132,045
Musical Instruments: Pianos and Organs.....	Value	...	3,286	9,120	...	200
Musk.....	Taels	218	1,145	54	675	164	470
Mussels, Dried.....	Piculs	11,005	74,750	11,005	74,750
Mustard, in Bottles.....	Dozens	777	710	777	710
Nuts, White.....	Piculs	947	3,994	947	3,994
Oil, Kerosene, American.....	Galls.	3,385,373	471,848	3,385,373	471,848
" " Russian.....	"	1,858,575	226,816	1,858,575	226,816
" " Sumatra.....	"	537,170	70,232	537,170	70,232
" " Sumatra, in bulk.....	"	3,681,475	382,957	3,681,475	382,957
" Castor.....	Piculs	351	3,974	351	3,974
" Ground-nut.....	"	1,316	13,136	1,316	13,136
" Machine.....	"	249	1,788	3	29	246	1,759
" Paint.....	Galls.	967	813	967	813
" (Kerosene) Tins, Empty.....	Pieces	49,800	5,145	49,800	5,145
Onions.....	Piculs	909	2,232	909	2,232
Opium Gross.....	"	50	5,171	50	5,171
" Imitation.....	"	18	1,438	18	1,438
Oranges, Fresh.....	"	939	1,847	939	1,847
Oysters, Dried.....	"	377	6,356	377	6,356

TABLE No. III.—TRADE IN FOREIGN GOODS.—Imports and Re-exports—Cont^d.

DESCRIPTION OF GOODS.	Classifier of Quantity.	IMPORTS FROM FOREIGN COUNTRIES AND HONGKONG.		IMPORTS FROM CHINESE PORTS.		RE-EXPORTS TO FOREIGN COUNTRIES AND HONGKONG.		RE-EXPORTS TO CHINESE PORTS.		NET TOTAL IMPORTS.	
		Quantity.	Value.	Quantity.	Value.	Quantity.	Value.	Quantity.	Value.	Quantity.	Value.
SUNDRIES, continued:—											
Paints:—			<i>Hk. Tls</i>		<i>Hk. Tls</i>		<i>Hk. Tls</i>		<i>Hk. Tls</i>		<i>Hk. Tls</i>
Vermilion.....	<i>Piculs</i>	6	404	6	404
" Imitation.....	"	1,039	16,985	3	57	1,036	16,928
Assorted.....	"	454	4,921	8	320	462	5,241
Paper, 1st Quality.....	"	97	1,279	97	1,279
" 2nd ".....	"	883	4,944	883	4,944
Printing.....	"	33,739	163,976	161	2,407	15	69	33,885	166,314
Pears, Fresh.....	"	773	1,938	773	1,938
Pepper, Black.....	"	266	3,176	266	3,176
White.....	"	236	4,640	236	4,640
Perfumery.....	<i>Value</i>	...	6,054	...	724	...	189	...	1	...	6,588
Persimmons, Dried.....	<i>Piculs</i>	2,974	12,667	2,974	12,667
Phonographs and Records.....	<i>Value</i>	...	1,442	109	1,333
Photographic Apparatus.....	"	...	2,271	...	211	...	60	2,422
Pig Skin.....	<i>Piculs</i>	207	1,456	207	1,456
Pigs, Live.....	<i>No.</i>	806	4,029	806	4,029
Plums, Dried and Salted.....	<i>Piculs</i>	1,455	9,260	1,455	9,260
Potatoes.....	"	809	1,109	809	1,109
Prawns and Shrimps, Dried.....	"	6,284	104,000	6,284	104,000
Preserves.....	"	481	5,095	481	5,095
Purses and Pouches.....	<i>Pieces</i>	192,407	8,102	330	49	48	2	24	1	192,665	8,148
Putchuck.....	<i>Piculs</i>	215	2,363	215	2,363
Quartz (or Corundum Sand).....	"	2,302	6,945	2,302	6,945
Quinine.....	<i>Bottles</i>	4,670	1,531	4,670	1,531
Raisins.....	<i>Piculs</i>	1,226	11,013	1,226	11,013
Rattan Pith, Pulp, and Skin.....	"	10,669	27,167	4	70	10,665	27,097
Rattans, Whole and Split.....	"	10,884	46,586	10,884	46,586
Rice.....	"	91,485	262,654	91,485	262,654
Safes, Iron.....	<i>Pieces</i>	73	2,507	4	60	69	2,447
Sago.....	<i>Piculs</i>	1,547	7,350	1,547	7,350
Samshu.....	"	154	1,213	154	1,213
Sand, Bird.....	"	4,175	8,885	4,175	8,885
Sandalwood.....	"	677	5,215	677	5,215
Sapanwood.....	"	365	670	365	670
Scales.....	<i>Pieces</i>	317	3,102	2	40	9	159	310	2,983
Sea Blubber.....	<i>Piculs</i>	1,253	5,536	5	485	1,253	5,536
Sea-horse Teeth.....	"	2	135	14	2,093
Seaweed.....	"	4,794	12,721	4,794	12,721
Seed, Lily Flower, or Lotus-nuts.....	"	1,103	13,100	1,103	13,100
" Melon.....	"	1,226	7,544	1,226	7,544
" Sesamum.....	"	1,347	6,415	1,347	6,415
Sharks Fins, White.....	"	29	1,271	1	55	28	1,216
Sheep and Goats.....	<i>No.</i>	233	1,197	233	1,197
Shoes and Boots, Silk and Cotton.....	<i>Pairs</i>	1,464	992	1,464	992
Shrimp Husk.....	<i>Piculs</i>	6,283	9,377	6,283	9,377
Sauce.....	"	497	1,739	497	1,739
Silk, Raw, White.....	"	8	2,093	8	2,093
" Yellow.....	"	44	12,300	44	12,300
Refuse.....	"	30	1,406	30	1,406
Noil Yarn.....	"	1,564	92,125	707	38,808	2,271	130,933
Piece Goods.....	"	66	39,940	3	1,641	63	38,299
Pongees, Shantung and Szechwan.....	"	10	1,759	10	1,759
and Cotton Mixtures.....	"	4	1,275	4	1,275
" Ribbons.....	<i>Value</i>	...	412	28	384
Thread.....	<i>Piculs</i>	8	1,960	8	1,960
Waste, Thread of.....	"	14	2,800	14	2,800

TABLE No. III.—TRADE IN FOREIGN GOODS.—Imports and Re-exports—Cont^d.

DESCRIPTION OF GOODS.	Classifier of Quantity.	IMPORTS FROM FOREIGN COUNTRIES AND HONGKONG.		IMPORTS FROM CHINESE PORTS.		RE-EXPORTS TO FOREIGN COUNTRIES AND HONGKONG.		RE-EXPORTS TO CHINESE PORTS.		NET TOTAL IMPORTS.		
		Quantity.	Value.	Quantity.	Value.	Quantity.	Value.	Quantity.	Value.	Quantity.	Value.	
SUNDRIES, continued:—												
Silverware	Catties	73	1,216	73	1,216	
Sinews, Deer	Piculs	69	1,681	69	1,681	
Singlets	Dozens	738	2,773	93	582	70	324	761	3,031	
" Japanese	"	1,162	3,270	6	38	39	70	1,129	3,238	
Soap	Value	...	15,892	...	15	1	...	15,906	
Socks and Stockings (Pairs)	Dozens	19,806	12,389	106	132	100	114	19,812	12,407	
" and Stockings, Japanese (Pairs) ... }	"	38,814	8,831	38,814	8,831	
Soda	Piculs	586	1,693	4,112	12,580	164	360	4,534	13,913	
Spirits of Wine	Galls.	4,568	2,494	6	4	4,562	2,490	
Stationery	Value	...	10,781	...	2,605	...	11	13,375	
Stock-fish	Piculs	4,004	29,727	4,004	29,727	
Stores, Household	Value	...	32,998	21	...	34	...	32,943	
" Marine	"	...	9,189	...	173	9,362	
Stoves and Grates	"	...	1,361	1,361	
Sugar, Brown	Piculs	7,037	22,042	7,037	22,042	
" White	"	117,555	526,745	117,555	526,745	
" Refined	"	47,637	228,238	47,637	228,238	
" Candy	"	2,270	16,014	2,270	16,014	
Tea, Black, Green, and Brick	"	2,472	70,120	1	19	2,471	70,101	
" Dust	"	67	447	67	447	
" Stalk	"	102	692	102	692	
Telegraphic Fittings and Gear	Value	...	2,112	...	5,122	...	783	6,451	
Theatrical and Processional Effects	"	...	52,396	52,396	
Thread, Gold, Imitation	Piculs	40	8,146	40	8,146	
" Silver	"	54	10,586	1	88	53	10,498	
Tin-foil	"	963	57,422	963	57,422	
Tobacco	Value	...	754	37	717	
" Leaf	Piculs	3,535	19,073	3,535	19,073	
" Prepared	"	4,520	69,075	2	41	4,519	69,034	
Tobaccoists Sundries	Value	...	1,325	...	12	1,337	
Toys	Pieces	617,484	8,962	144	14	432	7	617,196	8,969	
Type, Lead	Piculs	90	2,733	1	30	...	44	88	2,659	
Umbrellas	Pieces	2,060	946	2,060	946	
" Japanese	"	10,217	4,409	10,217	4,409	
Vegetables, Fresh	Piculs	638	1,503	638	1,503	
" Dried and Salted	"	288	5,081	288	5,081	
Vermicelli and Macaroni	"	9,973	69,783	9,973	69,783	
Walnut Pulp	"	137	1,516	137	1,516	
Walnuts	"	670	3,348	670	3,348	
Waters, Aerated and Mineral	Value	...	15,396	...	13	15,409	
Wax, Japan	Piculs	926	12,616	1	14	925	12,602	
" White	"	1,622	82,225	1,622	82,225	
" Yellow	"	152	5,106	152	5,106	
Wines, Spirits, etc. :—												
Beer and Porter	Value	...	11,616	...	109	11,725	
Brandy and Gin	"	...	3,272	3,272	
Whisky	"	...	3,481	4	3,477	
Wine	"	...	30,210	...	321	...	1,199	29,332	
Wood of all kinds	Piculs	16	301	2	79	39	1,216	529	6,704	
Worm Tablets, in Bottles	Dozens	2,319	1,820	2,319	1,820	
Sundries, Unenumerated	Value	...	101,884	...	4,301	...	1,679	...	2,463	...	102,043	
TOTAL	Hk. Ts		16,491,136		82,470		44,073		24,609		16,527,791	
Excess of Re-export above Import of some articles during the year											Hk. Ts	22,867
NET TOTAL											Hk. Ts	16,504,924

SUMMARY.

IMPORTS from Hongkong	<i>Hk. Ts</i>	16,339,341
" " Russian Manchuria	"	2,346
" " Formosa	"	880
" " Cochin China, Tonkin, and Annam.....	"	148,569
Total from Foreign Countries	<i>Hk. Ts</i>	16,491,136
Imports from Chinese Ports.....	"	82,470
TOTAL FOREIGN IMPORTS	<i>Hk. Ts</i>	16,573,606
RE-EXPORTS to Hongkong	<i>Hk. Ts</i>	44,073
Total to Foreign Countries.....	<i>Hk. Ts</i>	44,073
RE-EXPORTS to Northern Ports.....	<i>Hk. Ts</i>	7,990
" " Yangtze Ports	"	5,817
" " Central Ports.....	"	9,278
" " Southern Ports.....	"	1,524
Total to Chinese Ports	<i>Hk. Ts</i>	24,609
TOTAL FOREIGN RE-EXPORTS.....	<i>Hk. Ts</i>	68,682
NET TOTAL FOREIGN IMPORTS.....	<i>Hk. Ts</i>	16,504,924

TABLE NO. IV.—TRADE IN NATIVE PRODUCE.—Imports and Re-exports.

DESCRIPTION OF GOODS.	Classifier of Quantity.	IMPORTS FROM CHINESE PORTS.		RE-EXPORTS TO CHINESE PORTS.		RE-EXPORTS TO FOREIGN COUNTRIES AND HONGKONG.		NET TOTAL IMPORTS.	
		Quantity.	Value.	Quantity.	Value.	Quantity.	Value.	Quantity.	Value.
Almonds, Bitter.....	<i>Piculs</i>	546	3,733	79	2,324	467	1,409
" Sweet.....	"	1,273	37,815	1,273	37,815
Alum, White.....	"	23,356	41,979	23,356	41,979
" Green.....	"	1,057	1,532	1,057	1,532
Bamboo, Split, Leaf, etc.....	"	3,315	8,869	3,315	8,869
" Shoots.....	"	176	2,016	176	2,016
Barley, Pearl.....	"	508	2,197	508	2,197
Bean-cake.....	"	141,832	220,184	141,832	220,184
Beancurd.....	"	10,450	43,817	10,450	43,817
Beans, Black.....	"	174,665	444,286	5,662	14,225	169,003	430,061
" Green.....	"	128,807	361,478	9,887	28,088	118,920	333,390
" White and Yellow.....	"	1,088,684	2,676,793	202,435	494,350	886,249	2,182,443
" Miscellaneous.....	"	78,384	201,482	90	2,420	78,294	199,062
Books, Printed.....	"	1,965	64,759	80	2,677	85	3,262	1,802	58,820
Bran.....	"	11,241	15,075	11,241	15,075
Brassware.....	"	695	24,965	5	173	690	24,792
Bristles.....	"	9,107	240,661	4	108	9,103	240,553
Cakes, Sugar.....	"	208	3,585	208	3,585
Cake-stuff.....	"	231	3,928	66	1,019	3	48	162	2,861
Canes.....	<i>Pieces</i>	144,979	2,258	144,979	2,258
Caps, Felt.....	"	204,959	30,783	3,000	480	201,959	30,303
" Silk.....	"	51,087	13,218	300	78	50,787	13,140
" Fancy.....	"	1,795	1,255	1,795	1,255
Carpets.....	"	6,550	10,119	190	59	6,360	10,060
Chestnuts.....	<i>Piculs</i>	567	2,836	567	2,836
China-root.....	"	5,704	116,421	25	520	5,679	115,901
China-ware, Fine.....	"	285	7,648	285	7,648
" Coarse.....	"	792	7,914	792	7,914
Cinnabar.....	"	115	9,210	5	426	110	8,784
Cloisonné or Enamelware.....	<i>Value</i>	...	10,868	240	...	10,628
Cloth, Native (Nankeens).....	<i>Piculs</i>	11,960	688,050	153	8,795	18	1,017	11,789	678,238
Copperware.....	"	148	6,831	148	6,831
Cotton, Raw.....	"	9,266	155,295	19	332	9,247	154,963
" Wadding.....	"	318	2,802	318	2,802
" Waste.....	"	230	1,560	230	1,560
Cows and Buffaloes.....	<i>No.</i>	1,736	30,355	162	3,286	1,574	27,069
Crystal.....	<i>Piculs</i>	9	1,605	9	1,605
Dates, Black.....	"	1,542	9,484	148	961	1,394	8,523
" Red.....	"	1,100	5,603	2	9	1,098	5,594
Eggs, Preserved.....	<i>Pieces</i>	811,963	10,234	9,170	119	802,793	10,115
Fans, Fancy.....	"	377,769	26,537	377,769	26,537
" Paper.....	"	752,144	23,695	7,000	210	745,000	23,485
Feathers, Duck, Fowl, etc.....	<i>Piculs</i>	2,269	26,007	2,269	26,007
Felt.....	<i>Pieces</i>	166,376	29,819	166,376	29,819
Fire-crackers and Fireworks.....	<i>Piculs</i>	531	8,490	531	8,490
Firewood.....	"	78,123	25,475	78,123	25,475
Fish, Salt.....	"	346	1,902	346	1,902
Flour, Potato, Yam, etc.....	"	438	2,959	438	2,959
Flower Plants.....	<i>Pieces</i>	28,210	8,745	28,210	8,745
Fruit, Dried.....	<i>Piculs</i>	157	1,293	13	96	144	1,197
Fungus.....	"	126	3,183	2	53	124	3,130
Ginseng, Native.....	"	822	89,937	1	57	3	680	818	89,200
" Beard and Refuse.....	"	72	5,078	72	5,078
" Wild.....	"	1	8,300	1	8,300
" Corean.....	"	1	1,950	1	1,950
Glass or Vitrified Ware.....	"	880	16,858	880	16,858
Glue, Cow.....	"	128	2,048	128	2,048
Grasscloth, Coarse.....	"	22	1,111	22	1,111
Ground-nuts.....	"	1,063,517	3,980,737	120	431	1,063,397	3,980,306

TABLE No. IV.—TRADE IN NATIVE PRODUCE.—Imports and Re-exports—Cont^d.

DESCRIPTION OF GOODS.	Classifier of Quantity.	IMPORTS FROM CHINESE PORTS.		RE-EXPORTS TO CHINESE PORTS.		RE-EXPORTS TO FOREIGN COUNTRIES AND HONGKONG.		NET TOTAL IMPORTS.	
		Quantity.	Value.	Quantity.	Value.	Quantity.	Value.	Quantity.	Value.
			<i>Hk. Pcs</i>		<i>Hk. Pcs</i>		<i>Hk. Pcs</i>		<i>Hk. Pcs</i>
Gypsum	<i>Piculs</i>	2,600	1,850	2,600	1,850
Hair, Goat	"	684	4,729	684	4,729
" Horse	"	23	2,732	23	2,732
" Pig	"	289	7,200	289	7,200
" Rabbit	"	4	1,629	4	1,629
Hams	"	559	13,963	559	13,963
Hats, Straw	<i>Pieces</i>	272,100	36,413	272,100	36,413
Honey	<i>Piculs</i>	956	7,088	956	7,088
Horns, Deer, Young	<i>Pairs</i>	3,882	332,583	2	170	161	13,846	3,719	318,567
" " Old	<i>Piculs</i>	47	7,013	47	7,013
Ink, China	"	26	1,639	26	1,639
Jadestone	"	84	1,219	84	1,219
Jadestoneware	<i>Pieces</i>	23,576	3,770	23,576	3,770
Lampblack	<i>Piculs</i>	132	4,544	132	4,544
Leather	"	9	1,375	9	1,375
" Green	"	8	1,433	8	1,433
" Gilt, and Parchment	<i>Pieces</i>	744,000	10,741	744,000	10,741
" Strips	<i>Piculs</i>	312	50,429	2	240	310	50,189
Liquorice	"	2,456	49,111	169	3,384	2,287	45,727
Mats, Bamboo	<i>Pieces</i>	75,856	21,998	75,856	21,998
" Rush and Straw	"	565,311	168,242	2,846	578	562,465	167,664
Matting	<i>Rolls</i>	2,223	15,536	2,223	15,536
Meats, Preserved and Dried	<i>Piculs</i>	494	10,624	3	106	491	10,518
Medicines	"	52,121	558,426	16	240	2,865	29,567	49,240	528,619
Millet	"	2,625	8,137	2,625	8,137
Mushrooms	"	25	1,388	25	1,388
Musk	<i>Tads</i>	3,391	42,388	132	1,652	54	675	3,205	40,061
Nuts, White	<i>Piculs</i>	378	1,621	378	1,621
Oil, Bean	"	211,898	1,707,595	31,473	253,833	180,425	1,453,672
" Castor	"	1,528	19,084	86	1,078	1,442	18,006
" Ground-nut	"	74,395	868,612	1,259	14,880	73,136	853,732
" Wood	"	317	3,280	317	3,280
Opium, Native, Szechwan	"	1	515	1	515
" " other Provinces	"	1	589	1	589
" Husk	"	4	553	4	553
Paper, 1st Quality	"	794	13,634	1	12	793	13,634
" 2nd "	"	6,048	38,556	246	1,673	5,802	36,883
" Black	"	46	4,558	46	4,558
Pears, Fresh	"	1,385	3,706	1,385	3,706
Peel, Orange	"	322	8,586	41	567	281	8,019
Peppermint Leaf	"	403	2,760	21	144	382	2,616
Persimmons, Dried	"	10,993	49,474	10,993	49,474
Pipes and Pipe-cases, Brass	<i>Pieces</i>	66,113	44,839	66,113	44,839
Pottery, Earthenware	<i>Piculs</i>	650	1,648	650	1,648
Prawns, Dried	"	79	1,334	79	1,334
Preserves	"	634	6,342	...	1	8	96	626	6,246
Purses and Pouches	<i>Pieces</i>	19,260	3,640	19,260	3,640
Quinces	<i>Piculs</i>	537	1,901	537	1,901
Rhubarb, Szechwan	"	649	12,856	84	1,822	565	11,034
Rice	"	2,103,400	6,094,811	2,103,400	6,094,811
" Paddy	"	41,293	80,508	41,293	80,508
Samshu	"	11,806	94,247	89	734	11,717	93,513
" Medicated	"	2,776	28,442	2,776	28,442
Sea Blubber	"	843	3,757	843	3,757
Seed Cake	"	34,472	39,768	15	225	34,457	39,543
" Lily Flower	"	550	8,393	27	404	523	7,989
" Melon	"	204	1,128	204	1,128
" Sesamum	"	167,904	797,268	465	2,324	167,439	794,944
" Vegetable	"	50,174	130,278	50,174	130,278

TABLE No. IV.—TRADE IN NATIVE PRODUCE.—Imports and Re-exports—Cont^d.

DESCRIPTION OF GOODS.	Classifier of Quantity.	IMPORTS FROM CHINESE PORTS.		RE-EXPORTS TO CHINESE PORTS.		RE-EXPORTS TO FOREIGN COUNTRIES AND HONGKONG.		NET TOTAL IMPORTS.	
		Quantity.	Value.	Quantity.	Value.	Quantity.	Value.	Quantity.	Value.
			<i>Hk. Ts</i>		<i>Hk. Ts</i>		<i>Hk. Ts</i>		<i>Hk. Ts</i>
Sheep and Goats.....	No.	14,659	85,013	14,659	85,013
Shirtings, Grey, Hankow *.....	Pieces	1,140	4,560	1,140	4,560
Shoes and Boots.....	Pairs	90,444	108,813	700	1,008	89,744	107,805
" Straw.....		2,570	4,237	2,570	4,237
Silk, Raw, White.....	Piculs	466	279,600	1	600	465	279,000
" " Thrown.....		4	2,400	4	2,400
" " Yellow, Shantung.....		841	212,296	841	212,296
" " Szechwan.....		685	173,304	4	1,020	681	172,284
Refuse.....		116	8,120	3	210	113	7,910
Noil Yarn.....		266	13,410	266	13,410
Piece Goods.....		2,215	1,284,758	2	1,105	10	5,900	2,203	1,277,753
Satin.....		471	378,858	471	378,858
and Gold Embroidery.....		10	10,989	10	10,989
Pongees, Shantung.....		44	10,778	44	10,778
" " Szechwan.....		107	24,727	2	418	105	24,309
and Cotton Mixtures.....		13	2,328	13	2,328
Floss.....		4	2,000	4	2,000
Thread and Sashes.....		9	3,578	9	3,578
Products, Unclassed.....	Catties	522	842	24	94	498	748
Skin (Fur) Clothing, Fox.....	Pieces	1,906	28,303	1,906	28,303
" " Lamb.....		224	1,164	224	1,164
" " Sheep.....		2,137	6,958	2,137	6,958
" " Rabbit.....		247	1,153	247	1,153
" " Squirrel.....		191	2,359	15	200	176	2,159
" " Sundry.....		1,396	2,709	79	499	47	186	1,270	2,024
Skins (Furs), Cat.....		18,151	9,197	18,151	9,197
" Hare and Rabbit.....		45,321	3,088	45,321	3,088
" Weasel, and Tails.....		69,930	4,133	69,930	4,133
" Various.....		963	789	130	195	833	594
Soda, Crude.....	Piculs	3,979	3,952	3,979	3,952
Sugar, Brown.....		490	1,471	490	1,471
Tea, Black.....		130	3,128	130	3,128
" Green.....		698	18,154	98	2,565	14	362	586	15,227
Tobacco, Leaf.....		21,904	180,577	60	512	21,844	180,065
" Prepared.....		1,327	22,117	1,327	22,117
Turnips, Dried and Salted.....		9,424	29,946	9,424	29,946
Vegetables, Fresh.....		569	1,030	569	1,030
" Dried and Salted.....		826	2,259	826	2,259
Vermicelli and Macaroni.....		1,990	13,932	2	17	1,988	13,915
Walnut Pulp.....		215	2,303	215	2,303
Walnuts.....		1,425	7,681	70	315	1,355	7,366
Wax, White.....		552	33,130	552	33,130
" Yellow.....		1,678	58,725	5	184	63	2,227	1,610	56,314
Wheat.....		141,879	305,083	141,879	305,083
White Metalware.....		72	6,929	72	6,929
Wood, Cypress.....		1,346	2,507	1,346	2,507
Wool, Sheep's.....		273	2,069	273	2,069
Woollen and Cotton Mixtures.....	Pieces	915	1,162	70	86	120	165	725	911
Sundries, Unenumerated.....	Value	...	68,721	...	595	...	1,298	...	66,828
TOTAL.....	<i>Hk. Ts</i>	...	24,663,372	...	22,890	...	891,664	...	23,748,818

* Steam Factory products.

SUMMARY.

IMPORTS from Northern Ports.....	<i>Hk. Ts</i>	7,251,427	
" " Yangtze Ports.....	"	9,566,542	
" " Central Ports.....	"	7,733,502	
" " Southern Ports.....	"	111,901	
Total from Chinese Ports	<i>Hk. Ts</i>	24,663,372	
TOTAL NATIVE IMPORTS.....	<i>Hk. Ts</i>	24,663,372	
RE-EXPORTS to Northern Ports.....	<i>Hk. Ts</i>	2,704	
" " Yangtze Ports	"	391	
" " Central Ports	"	5,970	
" " Southern Ports.....	"	13,825	
Total to Chinese Ports	<i>Hk. Ts</i>	22,890	
RE-EXPORTS to Hongkong.....	<i>Hk. Ts</i>	891,664	
Total to Foreign Countries.....	<i>Hk. Ts</i>	891,664	
TOTAL NATIVE RE-EXPORTS.....	<i>Hk. Ts</i>	914,554	
NET TOTAL NATIVE IMPORTS.....	<i>Hk. Ts</i>	23,748,818	

TABLE No. V.—TRADE IN NATIVE PRODUCE.—Exports and Re-exports.

DESCRIPTION OF GOODS.	Classifier of Quantity.	EXPORTS TO FOREIGN COUNTRIES.		EXPORTS TO HONGKONG.		EXPORTS TO CHINESE PORTS.		TOTAL RE-EXPORTS TO FOREIGN COUNTRIES, HONGKONG, AND CHINESE PORTS.		TOTAL EXPORTS (including Re-exports).	
		Quantity.	Value.	Quantity.	Value.	Quantity.	Value.	Quantity.	Value.	Quantity.	Value.
			<i>Hk. Ts.</i>		<i>Hk. Ts.</i>		<i>Hk. Ts.</i>		<i>Hk. Ts.</i>		<i>Hk. Ts.</i>
Almonds	<i>Piculs</i>	2	74	79	2,324	81	2,398
Amber, Beads and Ware	"	16	2,173	11	2,777	27	4,950
Antimony	"	6,969	15,972	6,969	15,972
Bags, Gunny	<i>Pieces</i>	435,755	21,382	929,766	56,757	1,365,521	78,139
" Hemp	"	37,812	2,038	82,100	4,882	119,912	6,920
" Grass and Straw	"	34,530	418	10,000	100	44,520	518
Bamboo Baskets and Sieves	"	34,346	2,381	1,023	256	35,369	2,637
" Split, Leaf, etc.	<i>Piculs</i>	1,631	4,832	48	251	1,679	5,083
" Shoots	"	2,296	7,892	16	80	2,312	7,972
Bamboo ware	"	2,521	24,936	952	9,311	3,473	34,247
Barley, Pearl	"	157	930	157	930
Beads, Scented and Fancy	<i>Strings</i>	4,424	346	141,240	7,708	145,664	8,054
Beancurd	<i>Piculs</i>	6,475	38,674	48	235	6,523	38,909
Beans, Black	"	2	4	5,662	14,225	5,664	14,229
" Green	"	520	1,445	9,887	28,088	10,407	29,533
" White and Yellow	"	202,435	494,350	202,435	494,350
" Miscellaneous	"	380	1,011	90	2,420	470	3,431
Betel-nut Husk	"	887	654	1,089	796	1,976	1,450
Betel-nuts	"	110	840	4,186	32,276	4,296	33,116
Boneware	"	32	3,163	21	2,052	53	5,215
Books, Printed	"	998	29,936	259	7,776	163	5,939	1,420	43,651
Brass-foil	"	56	2,229	745	29,795	801	32,024
Brassware	"	2,120	80,575	1,191	45,254	5	173	3,316	126,002
Bristles	"	3,695	95,390	4	108	3,699	95,498
Brushes and Brooms	<i>Pieces</i>	30,385	472	64,233	1,077	94,618	1,549
Buttons, Brass	<i>Piculs</i>	157	8,803	4,218	224,910	4,375	233,713
" Cap, etc.	<i>Pieces</i>	19,280	627	1,027,566	29,296	1,046,846	29,923
Cakes	<i>Piculs</i>	192	1,645	64	1,121	256	2,766
Camphor	"	406	17,410	115	4,903	521	22,313
Canes	<i>Pieces</i>	403,491	7,016	239,450	3,846	642,941	10,862
Cantharides	<i>Piculs</i>	61	2,166	61	2,166
Cassia Lignea	"	46,974	602,860	2,466	30,141	49,440	633,001
" Buds	"	896	15,456	190	2,854	1,086	18,310
" Twigs	"	7,547	9,242	3,804	4,653	11,351	13,895
" Bark of	"	8,247	32,424	1,476	4,410	9,723	36,834
Charcoal	"	1,152	1,192	1	1	1,153	1,193
Chestnuts	"	507	2,759	507	2,759
China-root	"	3,120	7,856	40	100	25	520	3,185	8,476
Chinaware, Fine	"	2,581	38,428	14	298	2,595	38,726
" Coarse	"	4,881	48,805	188	1,879	5,069	50,684
Cinnabar	"	8	680	3	226	5	426	16	1,332
Clocks	<i>Pieces</i>	2	29	147	1,298	149	1,327
Cloisonné or Enamelware	<i>Value</i>	204	...	1,234	...	240	...	1,678
Cloth, Native (Nankeens)	<i>Piculs</i>	439	25,779	87	5,123	171	9,812	697	40,714
Clothing, Cotton	"	549	41,477	549	41,477
" Silk	"	283	143,125	1	730	284	143,855
" Embroidered, The- atrical, etc.	<i>Value</i>	7,244	...	533	7,777
Combs, Toilet	<i>Pieces</i>	33,390	802	29,785	790	63,175	1,592
Compasses and Sundials	"	39,119	1,297	39,119	1,297
Copperware	<i>Piculs</i>	24	1,104	1	49	25	1,153
Coral Beads	<i>Catties</i>	13	54	228	1,918	241	1,972
Cornelianware	"	26	138	1,134	6,184	1,160	6,322
Cosmetics	<i>Piculs</i>	2,088	11,731	20	301	2,108	12,032
Cotton, Raw	"	4	80	19	332	23	412
Cows and Buffaloes	<i>No.</i>	162	3,286	162	3,286
Curiosities	<i>Value</i>	3,324	...	624	...	366	...	4,314
Cushions and Pillows	<i>Pieces</i>	65,492	12,205	12,370	2,428	77,862	14,633
Dominoes	<i>Sets</i>	7,172	1,189	65,697	3,225	72,869	4,414

TABLE No. V.—TRADE IN NATIVE PRODUCE.—Exports and Re-exports—Cont^d.

DESCRIPTION OF GOODS.	Classifier of Quantity.	EXPORTS TO FOREIGN COUNTRIES.		EXPORTS TO HONGKONG.		EXPORTS TO CHINESE PORTS.		TOTAL RE-EXPORTS TO FOREIGN COUNTRIES, HONGKONG, AND CHINESE PORTS.		TOTAL EXPORTS (including Re-exports).	
		Quantity.	Value.	Quantity.	Value.	Quantity.	Value.	Quantity.	Value.	Quantity.	Value.
			Hk. Ts.		Hk. Ts.		Hk. Ts.		Hk. Ts.		Hk. Ts.
Dressing-cases	Pieces	552	182	16,306	11,490	16,858	11,972
Drums	"	22,282	2,474	116	142	22,398	2,616
Eggs, Fresh and Preserved	"	19,308,902	219,308	9,170	119	19,318,072	219,427
Fan Handles	"	800	10	477,328	3,890	478,128	3,900
Fans, Fancy	"	13,512	1,199	13,908	963	27,420	2,162
" Feather	"	8,223	2,715	569	188	8,792	2,903
" " Decorated	"	17,643	3,407	956	224	18,599	3,631
" Gauze	"	16,025	3,547	51,174	3,350	67,199	6,897
" Palm-leaf, Trimmed	"	3,315,868	49,531	1,500	22	3,317,368	49,553
" " Untrimmed	"	3,313,400	13,253	3,313,400	13,253
" " Decorated	"	158,125	5,695	165,065	8,271	323,190	13,966
" Paper	"	35,080	1,135	27,007	864	7,000	210	69,087	2,209
" " Decorated	"	31,396	1,418	117,318	1,219	148,714	2,637
" Silk	"	17,098	5,206	8,419	1,265	25,517	6,471
Feather Dusters	"	133,541	2,591	99,243	2,529	232,784	5,120
Feathers, Bird	"	2,760,665	37,832	3,466	446	2,764,131	38,278
" Duck, Fowl, etc.	Piculs	394	6,667	208	2,558	602	9,225
Fire-crackers and Fireworks	"	17,319	275,814	162	2,470	17,481	278,284
Fire-engines	Pieces	15	803	45	1,847	60	2,650
Fish and Fishery Products	Piculs	371	2,884	46	2,427	417	5,311
Flour, Rice	"	6,375	25,347	35	139	6,410	25,486
" Potato, Yam, etc.	"	451	1,999	25	122	476	2,121
Flower Plants	Pieces	111,408	19,691	208,798	17,777	320,206	37,468
Flowers, Artificial	Piculs	6	760	18	2,195	24	2,955
" Cloth or Decorated	Pieces	156,386	1,106	210,237	6,751	366,623	7,857
" Dried	Piculs	77	243	528	1,643	605	1,886
Fruit, Fresh, Unclassed	"	48,023	51,630	289	623	48,312	52,253
" Dried and Salted, Unclassed	"	290	1,307	15	76	162	1,066	467	2,449
Fungus	"	1	26	1	16	2	53	4	95
Furniture	Pieces	13,049	63,829	1,568	6,863	14,617	70,692
Garlic	Piculs	61,749	136,867	4	10	61,753	136,877
Ginger, Green	"	34,853	90,921	34,853	90,921
Ginseng, Native	Catties	550	1,185	214	330	315	737	1,079	2,252
Glass Bangles	Piculs	18,786	268,525	29	525	18,815	269,050
" " Decorated	Pairs	2,251,767	52,711	2,251,767	52,711
" Beads	Piculs	326	4,609	70	4,335	396	8,944
" Broken	"	251	1,706	64	63	315	1,769
" or Vitrified Ware	"	606	10,903	3,189	57,393	3,795	68,296
Glue, Cow	"	251	4,037	1,458	23,660	1,709	27,697
Gold Thread, Imitation	"	12	1,792	82	12,363	94	14,155
Gold-foil, Imitation	"	4	217	121	7,089	125	7,306
Goldware	Tael	1,292	43,604	86	2,903	1,378	46,507
Grasscloth, Fine	Piculs	332	56,409	165	25,641	497	82,050
" Coarse	"	28	1,396	14	707	42	2,103
Ground-nuts	"	1,392	5,565	120	431	1,512	5,996
Gum Copalware	"	4	20	14	1,007	18	1,027
Hair, Human	"	1,470	54,907	16	1,128	2	34	1,488	56,069
Hams	"	87	2,173	1	35	88	2,208
Hangings, Fancy	Pieces	4,767	10,726	3,856	3,424	8,623	14,150
Hats, Summer and Straw	"	9,611	1,618	4,806	1,172	14,417	2,790
Hemp	Piculs	25	247	25	247
" Thread and Twine	"	96	1,494	6	90	102	1,584
Hides, Cow and Buffalo	"	1	11	1	11
Horns, Deer, Young	Pairs	783	74,385	10	950	163	14,016	956	89,351
" " Old	Piculs	1	313	18	3,929	19	4,242
Hornware	"	57	5,659	39	3,876	96	9,535
Indigo, Dried	"	237	5,238	1,045	22,996	1,382	28,234
Ink, China	"	59	3,681	59	3,681

TABLE No. V.—TRADE IN NATIVE PRODUCE.—Exports and Re-exports—Cont^d.

DESCRIPTION OF GOODS.	Classifier of Quantity.	EXPORTS TO FOREIGN COUNTRIES.		EXPORTS TO HONGKONG.		EXPORTS TO CHINESE PORTS.		TOTAL RE-EXPORTS TO FOREIGN COUNTRIES, HONGKONG, AND CHINESE PORTS.		TOTAL EXPORTS (including Re-exports).	
		Quantity.	Value.	Quantity.	Value.	Quantity.	Value.	Quantity.	Value.	Quantity.	Value.
			Hk. Ts.		Hk. Ts.		Hk. Ts.		Hk. Ts.		Hk. Ts.
Inkstones, in Cases	Pieces	2,331	212	30,854	3,151	33,185	3,363
Ironware	Piculs	475	3,517	178	1,993	20	180	673	5,600
Ivoryware	"	24	15,700	36	23,046	60	38,746
Jadestone	"	8	1,026	292	70,015	300	71,041
Jadestoneware	Pieces	6,492	3,741	141,350	46,943	147,842	50,684
Joss Ornaments	"	130,101	2,120	2,711,242	10,539	2,841,343	12,659
" Sticks	Piculs	7,681	33,099	230	996	7,911	34,095
Knives and Scissors	"	14,726	929	22,906	308	37,635	1,237
Lacquerware	Piculs	367	10,289	25	691	392	10,980
Lamps	Pieces	5,915	2,596	53,307	6,554	59,222	9,150
Lanterns	"	7,756	1,547	90	6	7,846	1,553
Lard	Piculs	4,219	34,069	4,219	34,069
Lead, Red	"	9	74	411	3,592	420	3,666
" White	"	1,021	7,766	6,009	45,507	7,030	53,273
" Yellow	"	1,567	13,738	6,712	58,419	8,279	72,157
Leather	"	203	6,680	156	5,300	359	11,980
" Gilt, and Parchment	Pieces	450	53	16,377	2,731	16,827	2,784
" Trunks	Piculs	121	4,484	227	8,525	348	13,009
" Prepared, for Trunks	"	5	242	40	1,214	45	1,456
Lichees, Dried	"	7,671	93,826	6,233	76,137	13,904	169,963
Lily Flowers, Dried	"	7	56	7	56
Liquorice	"	24	479	2	39	169	3,384	195	3,902
Lizards, Dried	Pairs	7,627	481	15,381	929	23,008	1,410
Lung-ngan Pulp	Piculs	54	1,068	751	15,711	805	16,779
Lung-ngans, Dried	"	2,490	26,863	22,284	236,887	24,774	263,750
Marble Slabs	"	131	643	808	4,003	939	4,646
Mats, Bamboo	Pieces	3,384	1,042	3,384	1,042
" Rattan	"	4,476	7,091	1,018	1,540	5,494	8,631
" Straw	"	1,077,540	160,434	320,509	31,573	2,846	578	1,400,895	192,585
Matting	Rolls	260,101	1,773,841	44	306	260,145	1,774,147
Meats, Dried and Salted	Piculs	2,934	78,343	17	420	3	106	2,954	78,860
" Tinned	Tins	19,726	2,697	8,130	849	27,856	3,546
Medicine Oil	Piculs	6	4,991	14	12,327	20	17,318
" Pills	"	116	12,730	748	48,564	864	61,294
" Powder	"	1	791	16	15,545	17	16,336
" Tea	"	792	5,514	381	6,570	1,173	12,084
Medicines	"	15,948	72,530	6,250	61,494	2,881	29,807	25,079	163,831
Mirrors with Frames	Pieces	15,782	3,217	274,094	26,452	289,876	29,669
" without Frames	Piculs	34	450	13	244	47	694
Mother-of-pearlware	"	10	4,415	9	4,226	19	8,641
Mushrooms, Tso-ku	"	66	3,403	2	139	68	3,542
Musical Instruments	Pieces	1,893	1,029	96	50	1,989	1,079
Musk	Tals	115	1,704	186	2,327	301	4,031
Nutgalls	Piculs	812	13,559	812	13,559
Oil, Bean	"	70	571	31,473	253,833	31,543	254,404
" Castor, Ground-nut, Tea, } Wood, etc. }	"	284	2,994	1	3	1,345	15,958	1,630	18,955
" Cassia	"	117	17,552	1	81	118	17,633
" Ginger	"	14	1,444	31	2,547	45	3,991
" Peppermint	"	6	1,042	11	1,895	17	2,937
" Sandalwood	"	5	2,636	5	2,636
Oils, Essential, Unclassed	Catties	61	108	2	638	63	746
Olive Seed	Piculs	101	1,477	21	293	122	1,770
" Pulp	"	395	6,113	51	749	446	6,862
Olives, Salted	"	3,056	8,857	230	689	3,286	9,546
Opium Dross	"	107	20,852	107	20,852
" Boiled	Tals	197	119	197	119
" Lamps	Pieces	3,306	658	252,745	50,100	256,051	50,758
" Picks, Iron	Piculs	1	31	27	2,022	28	2,053

TABLE No. V.—TRADE IN NATIVE PRODUCE.—Exports and Re-exports—Cont^d

DESCRIPTION OF GOODS.	Classifier of Quantity.	EXPORTS TO FOREIGN COUNTRIES.		EXPORTS TO HONGKONG.		EXPORTS TO CHINESE PORTS.		TOTAL RE-EXPORTS TO FOREIGN COUNTRIES, HONGKONG, AND CHINESE PORTS.		TOTAL EXPORTS (including Re-exports).	
		Quantity.	Value.	Quantity.	Value.	Quantity.	Value.	Quantity.	Value.	Quantity.	Value.
			Hk. Ts.		Hk. Ts.		Hk. Ts.		Hk. Ts.		Hk. Ts.
Opium Pipes and Apparatus.....	Pieces	36,025	1,612	261,003	16,039	297,028	17,651
Oranges, Fresh.....	Piculs	2,217	5,871	499	1,402	2,716	7,273
Ornaments.....	Pieces	31,174	1,782	159,299	2,874	190	53	190,663	4,709
Oysters, Dried.....	Piculs	72	2,174	9	320	81	2,494
Paint, Green.....	"	118	747	51	328	169	1,075
Paints, Assorted.....	"	56	266	386	3,267	442	3,533
Paper, 1st Quality.....	"	3,314	68,139	10,440	210,969	1	12	13,755	279,120
" 2nd ".....	"	666	4,264	642	3,966	246	1,673	1,554	9,903
" Cuttings.....	"	31	82	2,159	6,452	2,190	6,534
" Black.....	"	119	1,750	29	415	148	2,165
" Pith.....	"	3	450	1	165	4	615
Pearls, False.....	Catties	20	19	9,630	8,829	9,650	8,848
Peel, Orange.....	Piculs	679	10,180	1,686	25,294	41	567	2,406	36,041
" Pumelo.....	"	145	3,183	533	4,123	678	5,306
Pens, Chinese.....	Pieces	116,445	1,184	21,930	201	138,375	1,385
Peppermint Ice.....	Catties	22	159	293	2,217	315	2,376
Persimmons, Dried.....	Piculs	805	4,024	1	5	806	4,029
Pewterware.....	"	59	1,898	9	273	68	2,171
Pictures, Pith-paper.....	Pieces	23,266	3,038	18,130	2,367	41,396	5,405
" and Paintings.....	"	6,590	1,030	253	329	6,843	1,359
Pigs, Live.....	No.	677	2,611	677	2,611
Pottery, Earthenware.....	Piculs	9,018	31,770	854	2,989	9,872	34,759
Prawns and Shrimps, Dried.....	"	34	821	555	13,317	589	14,138
Preserves.....	"	3,103	37,233	1,755	21,058	8	96	4,866	58,387
Purses and Pouches.....	Pieces	14,590	1,035	7,934	2,335	22,524	3,370
Rattan Pith, Pulp, and Skin.....	Piculs	3,861	12,067	826	18,022	4,687	30,089
Rattanware.....	"	106	1,472	105	1,459	211	2,931
Resin.....	"	70	207	2,759	8,228	2,829	8,435
Rhubarb.....	"	56	1,227	84	1,822	140	3,049
Rouge.....	"	14	283	134	2,987	148	3,270
Samshu.....	"	10,516	36,092	247	861	89	734	10,852	37,687
" Medicated.....	"	3,152	46,344	466	5,476	3,618	51,820
Sandalwoodware.....	"	31	4,076	1	159	32	4,235
Scales.....	Pieces	3,770	3,658	1,412	2,625	5,182	6,283
Sea-horse Teeth, Trimmed.....	Piculs	26	5,929	26	5,929
Seed, Flower.....	"	255	1,465	376	3,004	631	4,469
" Lily Flower, or Lotus-nuts.....	"	45	837	27	404	72	1,241
" Melon.....	"	1,166	9,367	131	1,044	1,297	10,411
" Sesamum.....	"	569	2,843	1	4	465	2,324	1,035	5,171
" Pulp, Melon.....	"	581	8,583	1	15	582	8,598
Sheep and Goats.....	No.	151	634	151	634
Shoes and Boots, Silk and Cotton.....	Pairs	74,687	95,398	3,094	4,032	700	1,008	78,481	100,438
Sign-boards.....	Pieces	773	1,640	40	190	813	1,830
Silk, Raw, White.....	Piculs	1,038	622,500	2	1,200	1	600	1,041	624,300
" " Thrown.....	"	8	4,500	8	4,500
" " Yellow.....	"	204	55,098	4	1,020	208	56,118
" " Wild.....	"	917	78,736	16	1,312	933	80,048
" " Steam Filature.....	"	36,466	21,879,600	36,466	21,879,600
" Cocoons, Whole.....	"	2,205	122,498	2,205	122,498
" " Pierced.....	"	326	9,771	326	9,771
" Refuse.....	"	27,843	1,949,010	380	26,600	3	210	28,226	1,975,820
" Piece Goods.....	"	7,730	3,380,456	852	363,464	12	7,005	8,594	3,750,925
" Piece Goods interwoven with Gold and Silver Thread.....	"	8	4,711	3	1,874	11	6,585
" Piece Goods interwoven with Gilt Paper.....	"	2	554	1	507	3	1,061
" Embroidery.....	"	282	247,696	8	6,958	290	254,654

TABLE No. V.—TRADE IN NATIVE PRODUCE.—Exports and Re-exports—Contd.

DESCRIPTION OF GOODS.	Classifier of Quantity.	EXPORTS TO FOREIGN COUNTRIES.		EXPORTS TO HONGKONG.		EXPORTS TO CHINESE PORTS.		TOTAL RE-EXPORTS TO FOREIGN COUNTRIES, HONGKONG, AND CHINESE PORTS.		TOTAL EXPORTS (including Re-exports).	
		Quantity.	Value. Hk. Tls.	Quantity.	Value. Hk. Tls.	Quantity.	Value. Hk. Tls.	Quantity.	Value. Hk. Tls.	Quantity.	Value. Hk. Tls.
Silk Embroidery, Old.....	Piculs	25	15,920	25	15,920
" Pongees, Shantung.....	"	5	1,168	5	1,168
" and Cotton Mixtures.....	"	271	66,220	1,113	195,412	1,384	261,632
" and Cotton Mixtures } interwoven with Gold } and Silver Thread....	"	7	3,595	19	4,323	26	7,918
" and Cotton Mixtures } interwoven with Gilt } Paper.....	"	1	133	25	5,226	26	5,359
" and Hemp Mixtures.....	"	44	42,667	3	2,260	47	44,927
" Floss, Canton.....	"	57	26,052	1	278	58	26,330
" " other Provinces.....	"	3	1,560	5	2,310	8	3,870
" Thread.....	"	160	61,743	2	890	162	62,633
" Ribbons.....	"	12	6,818	171	96,706	183	103,524
" Ribbons interwoven } with Gold and Silver } Thread.....	Catties	28	181	9,516	66,119	9,544	66,300
" Products, Unclassed.....	Piculs	9	2,201	8	1,194	2	566	19	3,961
Silver Thread, Imitation.....	"	7	1,039	1	203	8	1,242
Silverware.....	"	77	138,960	36	64,746	113	203,706
Skin (Fur) Clothing, Sundry.....	Pieces	1,266	2,717	14	113	141	885	1,421	3,715
Skins (Furs), Various.....	"	302	1,250	2,704	429	130	195	3,136	1,874
Snuff.....	Piculs	28	564	209	5,063	237	5,627
Soapstone Powder.....	"	4,273	4,983	1,321	1,538	5,594	6,521
Soy and Sauce.....	"	1,945	6,351	144	428	2,089	6,779
Spectacles.....	Pairs	1,453	337	167,144	7,954	168,597	8,291
Starch.....	Piculs	1,415	7,034	38	190	1,453	7,224
Stockings, Cotton.....	"	108	6,793	22	1,359	130	8,152
Sugar, Brown.....	"	43,742	157,471	80,758	290,730	124,500	418,201
" White.....	"	235	1,177	627	3,135	862	4,312
" Candy.....	"	482	3,469	668	4,824	1,150	8,293
" Barley.....	"	195	974	195	974
" Cane.....	"	9,634	12,783	18,171	18,322	27,805	31,105
Tallow, Animal.....	"	86	732	86	732
Taro.....	"	9,405	9,526	9,405	9,526
Tea, Black.....	"	22,925	367,573	10	154	22,935	367,727
" Green.....	"	425	9,353	112	2,927	537	12,280
" Dust.....	"	430	2,571	6	13	436	2,584
" Leaf, Unfired.....	"	24	193	24	193
" Stalk.....	"	131	898	131	898
" Brick, Black.....	"	2	36	2	36
Teapots, in Cases.....	Pieces	67,621	17,108	19,427	5,541	87,048	22,649
Theatrical and Processional } Effects.....	Value	53,946	53,946
Tin-foil.....	Piculs	39	2,246	357	20,257	396	22,503
Tinplateware.....	"	41	429	117	1,202	158	1,631
Tobacco, Leaf.....	"	1,149	11,488	3,876	38,759	60	512	5,085	50,759
" Prepared.....	"	5,706	111,114	18,714	359,003	24,420	470,117
" Stalk.....	"	1,701	3,120	7,042	14,320	8,743	17,440
Tooth-brushes.....	Pieces	89,728	1,084	481,650	6,410	571,378	7,494
Tortoiseshellware.....	Catties	35	420	3	3,564	38	3,984
Toys.....	Pieces	485,301	3,096	22,444	483	507,745	3,579
Trunks, Camphor-wood.....	"	485	1,511	485	1,511
" Leather and Wood.....	"	2,698	2,377	164	229	2,862	2,606
Turmeric.....	Piculs	1,390	4,783	55	178	1,445	4,961
Turnips, Dried and Salted.....	"	3,405	10,482	52	161	3,457	10,643
Umbrellas, Cotton.....	Pieces	53	19	2,812	1,023	2,865	1,042
" Silk.....	"	319	1,168	319	1,168
Varnish or Crude Lacquer.....	Piculs	4	69	7	109	11	178

TABLE No. V.—TRADE IN NATIVE PRODUCE.—Exports and Re-exports—Cont^d.

DESCRIPTION OF GOODS.	Classifier of Quantity.	EXPORTS TO FOREIGN COUNTRIES.		EXPORTS TO HONGKONG.		EXPORTS TO CHINESE PORTS.		TOTAL RE-EXPORTS TO FOREIGN COUNTRIES, HONGKONG, AND CHINESE PORTS.		TOTAL EXPORTS (including Re-exports).	
		Quantity.	Value.	Quantity.	Value.	Quantity.	Value.	Quantity.	Value.	Quantity.	Value.
			<i>Hk. Tls</i>		<i>Hk. Tls</i>		<i>Hk. Tls</i>		<i>Hk. Tls</i>		<i>Hk. Tls</i>
Vegetables, Fresh	<i>Piculs</i>	73,231	76,732	5	5	73,236	76,737
" Dried	"	18,401	37,428	3	11	18,404	37,439
" Salted	"	30,350	52,660	84	238	30,434	52,898
Vermicelli and Macaroni	"	467	3,582	82	619	2	17	551	4,218
Vermilion	"	75	7,472	116	11,604	191	19,076
Vinegar	"	8,519	4,786	22	46	8,541	4,832
Wax, White	"	33	2,218	33	2,218
" Yellow	"	27	957	68	2,411	95	3,368
Wood, Poles	<i>Pieces</i>	13,593	5,063	13,593	5,063
Woodware	<i>Piculs</i>	1,490	22,346	1,889	28,335	3,379	50,681
" Decorated	<i>Pieces</i>	11,997	5,807	2,510	959	14,507	6,766
Yeast	<i>Piculs</i>	1,048	3,954	1,048	3,954
Sundries, Unenumerated	<i>Value</i>	49,740	...	25,392	...	4,002	...	79,134
TOTAL	<i>Hk. Tls</i>	35,722,600	...	3,768,365	...	914,554	...	40,405,519

SUMMARY.

To—	EXPORTS.		RE-EXPORTS.		TOTAL EXPORTS AND RE-EXPORTS.	
	<i>Hk. Tls</i>	<i>Hk. Tls</i>	<i>Hk. Tls</i>	<i>Hk. Tls</i>	<i>Hk. Tls</i>	<i>Hk. Tls</i>
Hongkong	35,722,600		891,664		36,614,264	
Total to Foreign Countries	35,722,600		891,664		36,614,264	
Northern Ports	1,363,833		2,704		1,366,537	
Yangtze Ports	646,725		391		647,116	
Central Ports	1,739,801		5,970		1,745,771	
Southern Ports	18,006		13,825		31,831	
Total to Chinese Ports	3,768,365		22,890		3,791,255	
GRAND TOTAL	39,490,965		914,554		40,405,519	

a.—Table showing the Destinations of the various Goods forwarded under Transit Passes—Cont^d.

DESCRIPTION OF GOODS.	Classifier of Quantity.	KWANGTUNG.		KWANGSI.		YUNNAN.		KWEICHOW.		KIANGSI.		HUNAN.		TOTAL.	
		Quantity.	Value.	Quantity.	Value.	Quantity.	Value.	Quantity.	Value.	Quantity.	Value.	Quantity.	Value.	Quantity.	Value.
SUNDRIES, continued:—			<i>Hk. Ts</i>		<i>Hk. Ts</i>		<i>Hk. Ts</i>		<i>Hk. Ts</i>		<i>Hk. Ts</i>		<i>Hk. Ts</i>		<i>Hk. Ts</i>
Sandalwood.....	<i>Piculs</i>	75	477	153	1,135	75	450	303	2,062
Sapanwood.....	"	120	216	120	216
Seaweed.....	"	2,260	5,329	24	49	816	1,826	3,100	7,204
Seed, Sesamum.....	"	21	114	21	114
Soap.....	<i>Value</i>	...	22	22
Socks and Stockings, } Cotton (Pairs).....	<i>Dozens</i>	1,210	483	5	3	1,215	486
Soda.....	<i>Piculs</i>	3	8	3	8
Sugar, Brown.....	"	21	63	126	378	147	441
" White.....	"	10,190	47,008	621	3,288	20	100	16	80	10,847	50,476
" Refined.....	"	359	1,712	130	646	489	2,358
" Candy.....	"	371	2,692	7	49	378	2,741
Tin-foil.....	"	286	17,443	102	6,121	388	23,564
Tobacco, Leaf.....	"	319	1,579	56	319	375	1,898
" Prepared.....	"	216	2,648	1,504	22,718	11	165	173	2,445	1,904	27,976
Tobacconists Sundries.....	<i>Value</i>	...	1	1
Toys.....	<i>Dozens</i>	225	36	137	33	362	69
Umbrellas, Cotton, Ja- panese.....	"	83	439	83	439
Vermicelli and Macaroni.....	<i>Piculs</i>	21	149	21	149
Wax, White.....	"	240	11,786	4	214	244	12,000
" Yellow.....	"	24	235	24	235
Worm Tablets, in Bottles.....	<i>Dozens</i>	19	15	19	15
Sundries, Unenumerated.....	<i>Value</i>	...	345	...	54	8	407
TOTAL.....	<i>Hk. Ts</i>	1,044,903	213,913	165	68,630	87,614	5,671	1,420,896							

b.—Table showing the Provinces from which Native Goods were brought under Transit Passes during the Year 1902.

DESCRIPTION OF GOODS.	Classifier of Quantity.	KWANGTUNG.		KWANGSI.		TOTAL.	
		Quantity.	Value.	Quantity.	Value.	Quantity.	Value.
Fire-crackers and Fireworks.....	<i>Piculs</i>	...	<i>Hk. Ts</i>	16	264	16	264
Plumbago.....	"	618	411	618	411
Sugar, Brown.....	"	27,176	96,833	27,176	96,833
TOTAL.....	<i>Hk. Ts</i>	97,244	264	97,508			

c.—Table showing the Number of Passes issued for, and the Amount of Duties collected on, Foreign Goods forwarded to the Interior under Transit Passes, as divided between the various Nationalities, during the Year 1902.

QUARTER.	BRITISH.		AMERICAN.		GERMAN.		FRENCH.	
	No. of Passes.	Transit Dues.	No. of Passes.	Transit Dues.	No. of Passes.	Transit Dues.	No. of Passes.	Transit Dues.
		<i>Hk. Tam.c.c.</i>		<i>Hk. Tam.c.c.</i>		<i>Hk. Tam.c.c.</i>		<i>Hk. Tam.c.c.</i>
1st quarter.....	907	3,541.5-7.3	4	16.0.0.4	1,132	2,411.6.1.1	422	358.0.2.6
2nd ".....	1,194	5,275.0.3.6	99	235.2.0.0	2,063	4,696.6.6.0	276	344.2.3.7
3rd ".....	1,363	4,892.1.2.1	54	151.0.2.0	2,081	5,073.0.4.1	417	360.1.5.4
4th ".....	990	3,675.0.1.6	113	155.4.5.5	1,608	3,270.5.2.6	685	477.5.8.9
TOTAL.....	4,454	17,383.7.4.6	270	557.6.7.9	6,884	15,451.8.3.8	1,800	1,540.0.0.6
QUARTER.	JAPANESE.		PORTUGUESE.		CHINESE.		TOTAL.	
	No. of Passes.	Transit Dues.	No. of Passes.	Transit Dues.	No. of Passes.	Transit Dues.	No. of Passes.	Transit Dues.
		<i>Hk. Tam.c.c.</i>		<i>Hk. Tam.c.c.</i>		<i>Hk. Tam.c.c.</i>		<i>Hk. Tam.c.c.</i>
1st quarter.....	1	2.4.0.0	2,466	6,329.6.1.4
2nd ".....	3	7.2.5.0	1	0.5.4.4	3,636	10,558.9.2.7
3rd ".....	2	4.2.3.0	3,917	10,480.5.6.6
4th ".....	2	0.6.3.0	1	0.5.2.5	3,399	7,579.7.4.1
TOTAL.....	2	0.6.3.0	5	11.4.8.0	3	3.4.6.9	13,418	34,948.8.4.8

d.—Table showing the Number of Passes surrendered for, and the Amount of Duties collected on, Native Goods brought from the Interior under Transit Passes, as divided between the various Nationalities, during the Year 1902.

QUARTER.	BRITISH.		AMERICAN.		GERMAN.		FRENCH.		TOTAL.	
	No. of Passes.	Transit Dues.	No. of Passes.	Transit Dues.	No. of Passes.	Transit Dues.	No. of Passes.	Transit Dues.	No. of Passes.	Transit Dues.
		<i>Hk. Tam.c.c.</i>		<i>Hk. Tam.c.c.</i>		<i>Hk. Tam.c.c.</i>		<i>Hk. Tam.c.c.</i>		<i>Hk. Tam.c.c.</i>
1st quarter.....	34	499.3.4.7	5	55.1.5.2	20	263.5.6.6	59	818.0.6.5
2nd ".....	2	33.6.9.6	3	47.0.6.4	5	80.7.6.0
3rd ".....	8	143.4.5.5	3	42.9.4.2	12	281.0.9.6	11	137.0.8.5	34	604.5.7.8
4th ".....	2	10.2.9.4	3	63.9.7.8	3	67.1.4.9	8	141.4.2.1
TOTAL.....	46	686.7.9.2	8	98.0.9.4	15	345.0.7.4	37	514.8.6.4	106	1,644.8.2.4

TABLE No. VII.—DUTIES.

a.—Duties paid under each Flag, for the Year ended 31st December 1902.

FLAG.	IMPORT.	EXPORT.	COAST TRADE.	TONNAGE.	TRANSIT.	OPIUM LIKIN.	TOTAL.
	<i>Hk. ₧m.c.c.</i>	<i>Hk. ₧m.c.c.</i>	<i>Hk. ₧m.c.c.</i>	<i>Hk. ₧m.c.c.</i>	<i>Hk. ₧m.c.c.</i>	<i>Hk. ₧m.c.c.</i>	<i>Hk. ₧m.c.c.</i>
British	377,711.5.8.1	687,000.8.7.7	95,862.6.3.6	20,995.3.0.0	18,070.5.3.8	657,699.9.0.0	1,857,340.8.3.2
American	18,650.3.6.7	2,417.6.9.9	3,726.0.6.6	549.2.0.0	655.7.7.3	...	25,999.1.0.5
German	24,940.8.4.2	21,743.3.0.4	55,374.8.8.6	3,047.7.0.0	15,796.9.1.2	...	120,903.6.4.4
French	45,171.2.8.1	117,759.7.7.0	...	1,035.4.0.0	2,054.8.7.0	22,202.6.0.0	188,223.9.2.1
Dutch	4,369.7.2.6	428.0.0.0	4,797.7.2.6
Danish	14.7.5.0	...	247.6.5.8	347.6.0.0	610.0.0.8
Norwegian	3,654.4.2.0	8,592.6.5.3	18,791.2.0.8	851.2.0.0	31,889.4.8.1
Russian	973.0.2.2	973.0.2.2
Japanese	206.9.4.8	208.9.6.8	3,934.6.8.8	5.1.0.0	0.6.3.0	...	4,356.3.3.4
Portuguese	622.8.0.0	77.5.0.0	11.4.8.0	...	711.7.8.0
Chinese	4,412.5.7.9	45,397.6.8.4	48,092.1.9.3	3,329.2.0.0	3.4.6.9	185.9.0.0	101,421.0.2.5
On Opium	255,025.7.7.0	7.3.8.8	255,033.1.5.8
TOTAL	734,781.0.6.4	883,128.3.4.3	227,002.3.5.7	30,666.2.0.0	36,593.6.7.2	680,088.4.0.0	2,592,260.0.3.6*

* 3 Drawbacks marked for cash payment during the year, to be deducted from this total.....*Hk. ₧m.* 1,094.1.9.5

b.—Comparative Table of Duties collected, for the Years 1893 to 1902.

YEARS.	IMPORT (exclusive of Opium).	EXPORT (exclusive of Opium).	COAST TRADE (exclusive of Opium).	OPIUM (Import, Export, and Coast Trade).	TONNAGE.	TRANSIT.	OPIUM LIKIN.	TOTAL.
	<i>Hk. ₧m.c.c.</i>	<i>Hk. ₧m.c.c.</i>	<i>Hk. ₧m.c.c.</i>	<i>Hk. ₧m.c.c.</i>	<i>Hk. ₧m.c.c.</i>	<i>Hk. ₧m.c.c.</i>	<i>Hk. ₧m.c.c.</i>	<i>Hk. ₧m.c.c.</i>
1893.....	262,565.6.3.0	610,445.0.8.8	128,349.8.3.9	276,460.5.5.9	19,981.2.0.0	2.1.0.5	737,188.7.2.5	2,034,993.1.4.6
1894.....	289,324.3.7.7	568,966.6.0.1	134,874.9.3.5	229,072.6.2.3	20,007.0.0.0	...	610,751.5.0.0	1,852,997.0.3.6
1895.....	338,161.9.7.6	630,080.7.1.0	93,750.4.2.4	180,175.6.4.5	27,723.2.0.0	27.8.3.6	480,468.2.7.5	1,750,388.0.6.6
1896.....	260,255.9.2.3	660,522.1.0.5	112,579.8.9.8	160,052.6.1.0	27,942.7.0.0	1,166.7.7.8	426,806.8.8.0	1,649,326.8.9.4
1897.....	353,463.6.4.9	720,273.2.3.5	140,360.6.5.3	167,746.0.2.2	23,666.9.0.0	33,901.2.3.7	446,102.0.5.0	1,885,513.7.4.6
1898.....	276,801.5.5.3	716,689.0.1.9	177,170.8.1.9	176,473.5.3.5	25,040.1.8.0	35,034.9.3.8	470,595.2.2.5	1,877,805.2.6.9
1899.....	288,704.1.1.3	708,568.9.8.8	197,882.9.7.8	207,455.0.0.8	24,135.4.5.1	36,422.6.8.4	553,100.3.0.0	2,016,269.5.2.2
1900.....	239,231.6.3.0	626,959.2.9.3	168,854.4.8.7	207,478.8.5.0	27,100.7.0.0	16,028.9.2.7	553,276.8.5.0	1,838,930.7.3.7
1901.....	315,786.6.9.6	699,965.6.6.1	207,824.3.2.5	240,533.2.3.7	25,601.1.0.0	28,494.3.4.9	641,421.6.8.0	2,159,627.0.4.8
1902.....	479,755.2.9.4	883,120.9.5.5	227,002.3.5.7	255,033.1.5.8	30,666.2.0.0	36,593.6.7.2	680,088.4.0.0	2,592,260.0.3.6

B.—SPECIAL TABLES.

TABLE No. I.—IMPORT TRADE.

Comparative Table of the principal Articles of Import, for the Years 1893 to 1902.

DESCRIPTION OF GOODS.	Classifier of Quantity.	1893.	1894.	1895.	1896.	1897.	1898.	1899.	1900.	1901.	1902.
OPIUM:—											
Malwa.....	Piculs	1,646	1,262	1,038	828	775	730	926	769	851	739
Patna.....	"	5,844	4,938	3,853	3,836	4,037	4,157	4,617	4,804	6,056	6,644
Benares.....	"	1,725	1,429	1,101	658	736	989	1,366	1,341	1,102	1,108
Persian.....	"	...	1	...	3	1	6
Boiled.....	Catties	4	192	703	522	917	314	194	74	451	228
COTTON GOODS:—											
Shirtings, Grey.....	Pieces	66,566	70,353	75,248	66,416	85,218	70,695	81,141	98,040	118,639	115,826
" White.....	"	105,132	111,505	123,551	105,777	133,397	93,970	149,933	152,872	209,700	155,784
" Dyed, Plain.....	"	370	1,040	1,208	969	1,404	1,128	12,112	12,315	14,032	14,684
" Figured.....	"	588	866	481	185	1,082	722	12,758	12,626	13,280	8,057
T-Cloths.....	"	24,393	23,890	22,031	19,635	27,155	20,371	31,664	30,598	33,036	32,196
Drills, English.....	"	2,442	2,457	4,298	3,183	4,213	4,632	7,045	8,465	7,543	11,077
" American.....	"	552	487	359	292	111	36	19	35	5	141
Chintzes and Furnitures.....	"	8,962	9,720	15,165	6,387	10,234	10,970	30,215	32,018	33,783	18,444
Velvets and Velveteens.....	"	3,023	2,922	2,780	2,311	3,143	2,539	3,437	3,786	4,300	4,644
Cambrics and Muslins.....	"	15,916	16,920	19,203	9,851	15,411	16,693	21,845	23,779	29,757	12,814
Handkerchiefs, Cotton and } Cambric.....	Dozens	2,581	10,691	24,393	20,591	19,664	21,572	29,189	34,388	50,607	27,722
Towels.....	"	23,753	20,022	17,289	17,923	23,677	22,312	25,584	29,373	36,966	63,981
Japanese Cotton Cloth.....	Pieces	16,669	19,984	14,029	7,700	14,831	22,618	19,906	8,126	5,867	5,984
Cotton Yarn, English.....	Piculs	2,558	1,662	2,021	2,142	2,491	1,406	1,725	1,229	1,457	918
" " Indian.....	"	120,658	161,051	124,629	94,200	127,231	61,874	46,585	10,490	16,588	103,016
" " Japanese.....	"	4	852	90	111	39	45	...
WOOLLEN GOODS:—											
Camlets, English.....	Pieces	6,695	4,521	5,026	4,372	3,850	3,593	5,022	6,057	6,578	5,722
Lastings.....	"	1,264	686	787	557	795	398	673	772	1,067	461
Long Ells.....	"	1,347	1,292	1,268	1,129	2,694	1,629	1,692	1,493	1,683	1,786
Spanish Stripes.....	"	363	186	79	160	139	257	2,189	2,369	2,897	1,820
Cloth, Broad, Medium, and Habit } Lustres and Orleafs, Plain } and Figured.....	"	852	774	968	1,174	810	898	1,572	912	1,287	359
Woollen Yarn and Cord.....	Piculs	25	33	30	14	21	1	33	29	73	11
METALS:—											
Iron, Nail-rod and Bar.....	Piculs	7,655	3,367	4,352	2,271	1,884	6,460	9,082	2,405	7,308	3,752
Tin, in Slabs.....	"	70	19	56	4	4	22	99	123	723	764
Lead, in Pigs.....	"	2,111	5,315	1,130	191	862	209	119	104	2,727	32,340
Yellow Metal Sheets, Nails, } and Cuttings.....	"	88	26	11	22	27	26	14	5	48	28
Quicksilver.....	"	165	165	147	154	158	130	123	108	130	7

Comparative Table of the principal Articles of Import—Contd.

DESCRIPTION OF GOODS.	Classifier of Quantity.	1893.	1894.	1895.	1896.	1897.	1898.	1899.	1900.	1901.	1902.
SUNDRIES:—											
Coal.....	Tons	30,161	28,779	47,475	59,014	45,641	41,371	45,745	38,743	51,621	49,080
Cotton, Raw, Indian, etc.....	Piculs	26,220	18,711	15,526	31,479	39,897	27,136	24,173	3,616	3,042	13,140
Cuttle-fish.....	"	46,824	52,361	37,563	35,338	33,103	30,292	30,527	30,543	31,818	21,021
Dyes, Aniline.....	{ Value, Hk. Pks }	117,451	120,984	124,075	133,563	139,540	154,066	143,907	139,434	197,175	161,589
Flour, Wheat.....	Piculs	115,241	154,127	200,046	175,683	121,405	119,199	194,339	216,742	237,624	239,639
Matches, Wood, Japan.....	Gross	448,305	521,141	482,313	378,232	958,434	972,830	923,839	888,906	1,031,750	1,094,158
Oil, Kerosene.....	Galls.	784,160	52,600	21,465	225,935	7,162,125	6,436,125	7,712,220	1,837,627	340,155	9,462,593

TABLE No. 2.—EXPORT TRADE.

Comparative Table of the principal Articles of Export, for the Years 1893 to 1902.

DESCRIPTION OF GOODS.	Classifier of Quantity.	1893.	1894.	1895.	1896.	1897.	1898.	1899.	1900.	1901.	1902.
Bangles or Glass Armlets.....	Piculs	17,344	17,526	16,905	12,785	11,983	15,561	14,127	10,742	11,495	18,815
Buttons, Brass.....	"	5,656	5,517	4,339	5,621	5,071	4,066	4,561	2,814	3,471	4,375
Canes.....	Mille	4,685	1,407	1,284	1,250	1,365	959	512	802	637	643
Cassia Lignea.....	Piculs	2,131	3,579	4,392	3,333	2,728	4,626	3,876	4,596	4,214	49,440
Chinaware.....	"	4,100	5,019	6,866	6,279	5,689	7,357	8,258	7,487	6,812	7,664
Fans, Palm-leaf.....	Mille	9,972	9,503	11,745	4,893	5,912	2,749	1,387	1,340	1,042	6,954
Fire-crackers and Fireworks.....	Piculs	22,153	15,773	5,910	10,123	7,501	5,050	5,888	6,496	4,818	17,481
Grasscloth.....	"	676	803	638	650	768	744	631	675	387	539
Hair, Human.....	"	619	622	652	855	882	1,054	1,011	1,433	711	1,486
Lacquerware.....	"	659	492	577	701	847	433	308	405	370	392
Matting.....	Rolls	286,923	150,431	223,517	306,674	287,375	202,009	94,775	126,733	70,361	260,145
Nutgalls.....	Piculs	863	3,091	1,511	584	537	614	165	55	254	812
Paper.....	"	14,354	12,619	10,855	15,422	14,861	13,931	11,649	8,053	8,999	15,062
Preserves.....	"	13,738	3,508	3,568	3,390	3,688	2,145	2,714	2,577	3,323	4,858
Silk, Raw and Thrown.....	"	20,340	20,507	24,375	23,286	30,717	33,853	37,173	28,221	36,449	37,514
" Wild.....	"	1,567	916	487	419	520	129	491	309	303	933
" Gocoons.....	"	885	639	1,533	629	412	30	2	836	104	2,531
" Refuse.....	"	16,524	17,558	18,127	17,683	14,823	9,332	2,701	5,829	9,769	28,223
" Piece Goods.....	"	5,837	6,485	6,766	6,687	6,568	5,695	4,953	5,653	6,224	8,582
" Ribbons.....	"	425	395	335	420	310	248	252	183	153	183
Sugar, Brown.....	"	81,690	68,412	160,450	166,275	102,313	151,282	168,489	158,313	145,931	124,500
" White.....	"	461	925	2,233	26,673	1,023	9,943	2,895	7,768	200	862
" Candy.....	"	650	404	708	3,873	143	1,380	3,902	2,664	751	1,150
Tea, Black, Congou.....	"	6,709	10,562	8,744	10,197	12,923	9,767	7,922	10,622	6,447	12,902
" " Souchong.....	"	54	16	4	8	100	4	...	1
" " Orange Pekoe.....	"	961	1,646	1,297	503	448	4	436	80	167	300
" " Scented Caper.....	"	16,596	72	...	16	1	73	104	...	36	9,598
" " Oolong.....	"	11	...	3	2	2	3	11	10	3	3
" " Pouchong.....	"	75	60	42	142	25	63	7	132
" Green, Young Hyson.....	"	17	425
" " Hyson.....	"	1	3	1	1	...	2	...
" " Gunpowder.....	"	...	8	105

TABLE No. 3.—VALUE OF TRADE.

Comparative Table of the Value of the Trade, for the Years 1893 to 1902.

YEARS.	IMPORTS FROM		EXPORTS TO		TOTAL IMPORTS AND EXPORTS.	RE-EXPORTS.	TREASURE AND COPPER COINS.		TRANSIT TRADE.	
	Foreign Countries.	Native Ports.	Foreign Countries.	Native Ports.			Imported.	Exported.	Inwards.	Outwards.
	Hk. Ts.	Hk. Ts.	Hk. Ts.	Hk. Ts.	Hk. Ts.	Hk. Ts.	Hk. Ts.	Hk. Ts.	Hk. Ts.	Hk. Ts.
1893.....	13,096,109	11,398,698	15,619,855	2,663,417	42,778,079	281,770	2,385,374	2,940,744	84	...
1894.....	13,741,801	14,183,491	15,324,745	2,700,976	45,957,013	539,416	4,057,356	2,465,205
1895.....	16,451,332	13,373,913	17,634,202	2,980,684	50,440,131	165,137	3,551,184	2,704,374	1,739	...
1896.....	12,157,757	14,069,259	17,075,218	3,381,314	46,683,548	523,205	2,702,216	5,734,722	51,830	...
1897.....	13,729,975	13,661,949	19,645,833	3,253,838	50,291,595	357,204	5,231,221	3,100,671	1,497,435	12,272
1898.....	11,970,502	14,189,368	20,302,795	3,478,631	49,941,296	386,323	7,414,228	6,772,637	1,536,674	266
1899.....	13,861,995	18,451,129	23,371,900	3,567,247	59,252,271	610,407	4,468,083	7,929,397	1,679,867	883
1900.....	13,691,180	18,286,376	18,401,090	2,657,907	53,036,553	631,381	3,789,272	11,232,324	769,679	30,437
1901.....	16,492,112	20,716,958	20,883,922	2,752,418	60,845,410	85,146	2,980,495	10,335,449	1,267,730	156,987
1902.....	16,491,136	24,745,842	35,722,600	3,768,365	80,727,943	983,236	3,859,681	11,867,028	1,420,896	97,508

TABLE No. 4.—SHIPPING.

Comparative Table of Shipping, for the Years 1893 to 1902.

a.—Under General Regulations.

YEARS.	ENTERED INWARDS.						CLEARED OUTWARDS.					
	STEAMERS.		SAILING VESSELS.		TOTAL.		STEAMERS.		SAILING VESSELS.		TOTAL.	
	No.	Tons.	No.	Tons.	No.	Tons.	No.	Tons.	No.	Tons.	No.	Tons.
1893.....	1,960	1,567,113	8	2,505	1,968	1,569,618	1,950	1,563,860	8	2,505	1,958	1,566,365
1894.....	2,250	1,685,502	6	1,263	2,256	1,686,765	2,245	1,682,907	6	1,263	2,251	1,684,170
1895.....	2,122	1,813,609	11	3,744	2,133	1,817,353	2,126	1,812,810	9	2,471	2,135	1,815,281
1896.....	2,265	1,845,190	8	923	2,273	1,846,113	2,267	1,848,690	10	2,196	2,277	1,850,886
1897.....	2,784	1,840,520	265	19,041	3,049	1,859,561	2,787	1,839,462	265	19,041	3,052	1,858,503
1898.....	3,514	1,824,990	146	14,415	3,660	1,839,405	3,486	1,822,473	145	14,289	3,631	1,836,762
1899.....	3,453	1,848,355	148	21,999	3,601	1,870,354	3,485	1,848,641	149	22,125	3,634	1,870,766
1900.....	3,522	1,751,498	51	8,616	3,573	1,760,114	3,558	1,756,146	50	8,533	3,608	1,764,679
1901.....	3,002	1,879,651	29	2,762	3,031	1,882,413	3,007	1,881,062	30	2,845	3,037	1,883,907
1902.....	3,653	2,139,424	151	17,570	3,804	2,156,994	3,630	2,118,048	149	17,222	3,779	2,135,270

b.—Under Inland Steam Navigation Rules.

YEARS.	ENTERED INWARDS.		CLEARED OUTWARDS.		TOTAL ENTERED AND CLEARED.	
	No.	Tons.	No.	Tons.	No.	Tons.
1893-97.....
1898.....	12,760	168,598	12,760	168,598	25,520	337,196
1899.....	33,667	501,130	33,667	501,130	67,334	1,002,260
1900.....	66,486	854,429	66,486	854,429	132,972	1,708,858
1901.....	75,095	2,184,698	75,095	2,184,698	150,190	4,369,396
1902.....	68,008	1,642,019	68,008	1,642,019	136,016	3,284,038

* From 15th August.

TABLE No. 5.—TREASURE.

Treasure Imported and Exported during the Year 1902.

COUNTRIES FROM WHICH IMPORTED AND TO WHICH EXPORTED.	IMPORTS.					EXPORTS.				
	GOLD.		SILVER.		COPPER COINS.	GOLD.		SILVER.		COPPER COINS.
	In Bars.	In Bars.	In Sycee.	In Dollars.		In Bars.	In Bars.	In Sycee.	In Dollars.	
	Hk. Tls.	Hk. Tls.	Hk. Tls.	Hk. Tls.	Hk. Tls.	Hk. Tls.	Hk. Tls.	Hk. Tls.	Hk. Tls.	
1. FOREIGN COUNTRIES:—										
Hongkong and Macao	3,554,647	11,659,639	...
Kwangchowwan	867
TOTAL: 1. FOREIGN COUNTRIES	3,555,514	11,659,639	...
2. CHINA:—										
Newchwang	3,000	667
Tientsin	38,730	4,067
Hankow	556
Shanghai	300,500	60,000	48,600	55,436
TOTAL: 2. CHINA	303,500	667	60,000	87,330	60,059
TOTAL: 1 and 2. FOREIGN COUNTRIES AND CHINA										
...	303,500	3,556,181	60,000	11,746,969	60,059
GRAND TOTAL										
...	3,859,681	11,806,969	...	60,059

TABLE No. 6.—PASSENGER TRAFFIC.

Passenger Traffic during the Year 1902.

PASSENGERS TO					PASSENGERS FROM			
STEAMERS.		SAILING VESSELS.			STEAMERS.		SAILING VESSELS.	
Foreigners.	Natives.	Foreigners.	Natives.		Foreigners.	Natives.	Foreigners.	Natives.
3,524	528,916		Hongkong	3,965	495,693	...
706	27,608	Macao	582	28,984
3	2,964	Shanghai	18	2,659
...	22	Other Coast Ports	3	76
131	11,349	Wuchow	118	9,240
11	1,664	Takhing	7	1,357
7	524	Shiuhing	16	411
22	269	Samshui	14	201
4	176	Kumchuk	3	33
4,408	573,492	TOTAL	4,726	538,654

TABLE No. 7.—SILK.

Comparative Table of the Export of Silk to Hongkong and Foreign Countries,
for the Years 1893 to 1902.

YEARS.	FINE RAW.	TROWN.	TOTAL.	WILD RAW.	COCOONS.	REFUSE.
	<i>Piculs.</i>	<i>Piculs.</i>	<i>Piculs.</i>	<i>Piculs.</i>	<i>Piculs.</i>	<i>Piculs.</i>
1893.....	20,270	71	20,341	1,567	824	16,032
1894.....	20,441	65	20,506	916	639	17,553
1895.....	24,318	57	24,375	487	1,533	18,127
1896.....	23,223	62	23,285	419	627	17,683
1897.....	30,683	33	30,716	520	412	14,823
1898.....	33,852	1	33,853	125	30	9,330
1899.....	37,172	...	37,172	491	1	2,672
1900.....	28,206	15	28,221	307	836	4,774
1901.....	36,430	19	36,449	303	104	9,447
1902.....	37,504	8	37,512	917	2,531	27,843

KOWLOON TRADE REPORT, FOR THE YEAR, 1902.

1°. LOCAL.—The net value of the year's trade reveals a decline of *Hk. Tls.* 2,344,342 on the net value of the trade for the year 1901. This shrinkage is to be partly attributed to the change in the control of the Canton Native Custom House, which took place in the beginning of the Chinese New Year, about 22nd February, and partly to the drought which prevailed during the latter half of the year. The change in the control of the Canton Native Customs had the effect of nullifying certain privileges formerly granted by the old *régime* to certain Imports and Exports, such as Cotton and Yarn, Cassia, Lead in Pigs, Silks, Tea, etc., which were formerly carried by junks but are now carried by Foreign bottoms. The drought checked the advancement of all agricultural products and caused a complete failure of the autumn crop of Rice, necessitating the importation of large quantities from neighbouring countries, the value of which exceeded by *Hk. Tls.* 6,408,017 the value of Rice imported during the year 1901. The Transit Pass system has also had the effect of reducing the value of the trade entered at the Kowloon Stations. Shippers of Kerosene Oil take full advantage of the system in order to escape the payment of *Likin*, *Ching-fei*, and *Tso-li* taxes; and now nearly all the Kerosene Oil imported is shipped either by tank steamer or in small sailing craft and lighters under Foreign flag, which are towed to their destination, Canton, by steam-launches. The importation by junk of Kerosene Oil decreased from 15,216,914 gallons in 1901 to 4,410,060 gallons.

2°. REVENUE.—The total collection, exclusive of the Granary Tax, for the year amounted to *Tls.* 356,076, against *Tls.* 404,450 in 1901—a decrease of *Tls.* 48,373, or 13½ per cent. The following figures show the gains and losses under each heading of Revenue:—

INCREASE.	DECREASE.
<i>Tls.</i>	<i>Tls.</i>
Import Duty 7,901	Export Duty 9,146
Opium „ 6,684	Import <i>Likin</i> 12,334
„ <i>Likin</i> 17,824	Export „ 6,837
	Import <i>Ching-fei</i> 52,172
	Export „ 293
TOTAL . <i>Tls.</i> 32,409	TOTAL . <i>Tls.</i> 80,782

From these figures it will be seen that the greatest decrease occurs under the heading Import *Ching-fei*, the chief cause of which is the transfer of trade to Foreign bottoms (in order to benefit by the Transit Pass system) and the change in the control of the Canton Native Customs. An endeavour was made to induce Kerosene Oil shippers to revert to the shipping of their Oil in junk by reducing, in September, the *Ching-fei* on Kerosene from 5 to 3 cents a case of two tins, but with very small results. In addition to the total collection, as given above, *Tls.* 26,670 were received for Granary Tax on Rice and Paddy exported abroad, being an increase on the collection for 1901 of *Tls.* 4,206. In consequence of the failure of the autumn Rice crop, the exportation abroad of Rice and Paddy was prohibited from the 19th October.

3°. FOREIGN TRADE.—(a.) *Imports*.—The value of Foreign Imports, which amounts to *Hk.Tts.* 22,092,223, shows an increase, if compared with the preceding year's figures, of over 3 million taels (*Hk.Tts.* 3,135,992). This is, in a great measure, due to the large importation of Foreign Rice and Paddy, to satisfy the demand caused by short crops in the province. The importation of Foreign Rice and Paddy from abroad was 5,223,361 piculs, valued at *Hk.Tts.* 11,787,432, as against 3,588,510 piculs, valued at *Hk.Tts.* 5,379,415, in 1901, being an increase of 1,634,851 piculs, value *Hk.Tts.* 6,408,017. Opium also shows a further increase. The aggregate importation of Cotton Goods has fallen off by *Hk.Tts.* 2,085,059, or 85 per cent. Indian Yarn alone shows a decrease, of *Hk.Tts.* 2,105,259; while, on the other hand, White Shirtings and Cambries show a slight improvement. Woollen fabrics have declined under almost all heads, and the value is *Hk.Tts.* 26,864, against *Hk.Tts.* 64,423 in 1901 and *Hk.Tts.* 61,320 in 1900. Woollen Yarn and Cord dropped from *Hk.Tts.* 60,955 to *Hk.Tts.* 25,217. Metals show a decline of *Hk.Tts.* 176,476, of which Lead in Pigs is alone accountable for *Hk.Tts.* 162,748. Bar Iron, Iron Sheets and Plates, Old Iron, and Tin in Sheets have all been imported in less quantities; but, on the other hand, an increase is to be noticed in the import of Yellow Metal, Copper, Pig Iron, Iron Wire, and Quicksilver. Of Foreign Sundries, in addition to the large importation of Rice and Paddy noticed above, the following Imports show an increase: Bicho de Mar, Rice Bran, Cinnabar, Vermilion, Elephants Teeth, Fishery Products, Rhinoceros Horns, Leather, Machinery, Pepper, Rattans, Saltpetre, White Sugar, and Woods of all kinds. A decrease is shown in the import of Kerosene Oil, Llama Braid, Clocks, Raw Cotton, Sapanwood, Ginseng, Ground-nuts, Silk and Cotton Ribbons, Sugar Candy, and Hard-wood Timber.

(b.) *Exports*.—Shipments to Hongkong aggregated a value of *Hk.Tts.* 17,682,574, being the lowest figure since 1892 and less by *Hk.Tts.* 5,237,134 than in 1901. For this falling off Silk and its products are accountable for *Hk.Tts.* 2,869,212: White Raw Silk decreased from 1,742 to 219 piculs; Wild Raw Silk, from 1,036 to 266 piculs; Silk Cocoons, from 2,704 to 437 piculs; Refuse Silk, from 18,638 to 4,579 piculs; and Silk Piece Goods, from 3,989 to 1,705 piculs. Other articles of Native produce which show a large falling off are: Cassia Lignea, 53,248 to 24,176 piculs; Fire-crackers, from 111,738 to 86,063 piculs; Matting, from 409,128 to 29,001 rolls; Brown Sugar, from 221,049 to 41,952 piculs; and Tea, from 49,558 to 23,149 piculs. These large decreases do not necessarily indicate a loss of Revenue to the country, but are chiefly due to fiscal changes and the handing over of the Canton Native Customs to the control of the Imperial Maritime Customs at that port, where a corresponding increase should be observable.

(c.) *Re-exports*.—*Nil*.

4°. COAST TRADE.—(a.) *Original Shipments Coastwise*.—*Nil*.

(b.) *Coastwise Arrivals* (i.e., produce exchanged between Chinese ports *via* the Kowloon Stations).—The principal item of this trade—the total value of which is *Hk.Tts.* 3,357,364, being a decrease on that of the previous year of *Hk.Tts.* 467,964—is Salt, which has declined *Hk.Tts.* 523,558; this more than accounts for the whole difference.

5°. INLAND TRANSIT.—*Nil*.

6°. SHIPPING.—The total number of steam-launches in ballast which reported at the Kowloon Customs Stations during the year was 4,986, showing an increase of 555. The number of junks passing the Stations inwards was 22,860, being an increase of 48, and those passing outwards numbered 22,775, being an increase of 210, over the figures for 1901.

7°. PASSENGER TRAFFIC.—The total number of passengers recorded as having passed all the Stations was 171,721 inwards and 170,209 outwards, making a total increase of 39,907, or a little over 11½ per cent., on the figures for 1901; of this total, the increase in the number of passengers inwards contributed 20,025.

8°. TREASURE.—No Treasure of any importance is carried by junks as cargo.

9°. OPIUM.—The import of Foreign Opium through the Kowloon Stations shows an increase of 223 piculs, the total being 909 piculs; this increase may be attributed to the absence of rain in the early and latter parts of the year, causing a failure in the Native Opium crops. With the exception of the Kwaishin district (in the Waichow prefecture) and the Yeungkong district (in the Shiuhing prefecture), the augmented imports of the Foreign drug have been fairly evenly distributed.

10°. MISCELLANEOUS.—During the year piracy again made itself felt on the West River, and a few isolated cases were reported at Samun as having occurred in Mirs Bay. Native banks have, on the whole, had a prosperous year, but several failures in which the banks were interested had the effect of somewhat reducing their profits. Piece Goods merchants have also done good business, although their profits, too, have been curtailed, owing to disastrous fires. Taking it all round, the year seems to have been a good one. The net value of the year's trade was as follows:—

	<i>Hk.Ts.</i>
Foreign Imports from Hongkong	22,092,223
Native " " "	3,652,119
" " China to China	3,357,364
Exports to Hongkong	17,682,574
	<hr/>
TOTAL	<i>Hk.Ts.</i> 46,784,280
	<hr/> <hr/>

R. B. MOORHEAD,

Commissioner of Customs.

KOWLOON, 12th March 1903.

KOWLOON TRADE RETURNS, FOR THE YEAR 1902.

A.—GENERAL TABLES.

TABLE No. I.—SHIPPING.

α.—Number of Vessels Inwards and Outwards, for the Year ended 31st December 1902.

FLAG.	INWARDS.											
	STEAM-LAUNCHES.											
	PASSED TAISHAN, LINTIN, AND SHAMCHUN.			PASSED SAMUN.			ENTERED AT SHAÜCHUNG AND SHATOWKOK.			TOTAL.		
	With Cargo.	In Ballast.	TOTAL.	With Cargo.	In Ballast.	TOTAL.	With Cargo.	In Ballast.	TOTAL.	With Cargo.	In Ballast.	TOTAL.
Chinese	1,369	1,369	...	399	399	...	733	733	...	2,501	2,501
	JUNKS.											
Chinese	11,962	3,265	15,227	3,199	2,505	5,704	1,303	626	1,929	16,464	6,396	22,860
Total, Steam-launches and Junks.....	11,962	4,634	16,596	3,199	2,904	6,103	1,303	1,359	2,662	16,464	8,897	25,361
	OUTWARDS.											
	STEAM-LAUNCHES.											
	PASSED TAISHAN, LINTIN, AND SHAMCHUN.			PASSED SAMUN.			CLEARED AT SHAÜCHUNG AND SHATOWKOK.			TOTAL.		
	With Cargo.	In Ballast.	TOTAL.	With Cargo.	In Ballast.	TOTAL.	With Cargo.	In Ballast.	TOTAL.	With Cargo.	In Ballast.	TOTAL.
Chinese	1,361	1,361	...	391	391	...	733	733	...	2,485	2,485
	JUNKS.											
Chinese	10,961	4,213	15,174	5,625	130	5,755	1,131	715	1,846	17,717	5,058	22,775
Total, Steam-launches and Junks.....	10,961	5,574	16,535	5,625	521	6,146	1,131	1,448	2,579	17,717	7,543	25,260
TOTAL INWARDS AND OUT- WARDS, STEAM-LAUNCHES AND JUNKS	22,923	10,208	33,131	8,824	3,425	12,249	2,434	2,807	5,241	34,181	16,440	50,621

N.B.—Inwards, i.e., to China; Outwards, i.e., from China.

b.—Number of Junks passed the Stations to and fro between Hongkong and Formosa, 1902.

STATION.	FROM HONGKONG TO FORMOSA.			FROM FORMOSA TO HONGKONG.			TOTAL.		
	With Cargo.	In Ballast.	TOTAL.	With Cargo.	In Ballast.	TOTAL.	With Cargo.	In Ballast.	TOTAL.
Samun	1	...	1	1	...	1

TABLE No. II.—GROSS AND NET VALUES OF THE TRADE

	1900.		1901.	
	Net Values.	Gross Values.	Net Values.	Gross Values.
FOREIGN GOODS.	<i>Hk. \$</i>	<i>Hk. \$</i>	<i>Hk. \$</i>	<i>Hk. \$</i>
Imported from Hongkong.....	20,768,638		18,956,231	
Imported from Chinese Ports.....	
Total Foreign Imports.....		20,768,638		18,956,231
Re-exported to Hongkong.....	
Re-exported to Chinese Ports.....	
Total Foreign Re-exports.....	
Net Total Foreign Imports.....	20,768,638		18,956,231	
NATIVE PRODUCE.				
Imported from Hongkong.....	3,185,975		3,427,355	
Imported from China to China.....	2,265,220		3,825,328	
Total Native Imports.....		5,451,195		7,252,683
Re-exported to Hongkong.....	
Re-exported to Chinese Ports.....	
Total Native Re-exports.....	
Net Total Native Imports.....	5,451,195		7,252,683	
Native Produce of local origin Exported to Hongkong ...	20,857,760		22,919,708	
Native Produce of local origin Exported to Chinese Ports	
Total Exports of local origin.....		20,857,760		22,919,708
Gross Value of the Trade passing the Stations.....		47,077,593		49,128,622
Net Value of the Trade passing the Stations, i.e., Foreign and Native Imports less Re-exports, and Native Exports of local origin.....	47,077,593		49,128,622	

PASSING THE STATIONS OF THE KOWLOON CUSTOMS, 1900 TO 1902.

1902.							
PASSING STATIONS IN CANTON RIVER ESTUARY.		PASSING EAST COAST STATION.		IMPORTED AT AND EXPORTED FROM STATIONS IN MIRS BAY.		TOTAL, 1902.	
Net Values.	Gross Values.	Net Values.	Gross Values.	Net Values.	Gross Values.	Net Values.	Gross Values.
<i>Hk. Ts</i>	<i>Hk. Ts</i>	<i>Hk. Ts</i>	<i>Hk. Ts</i>	<i>Hk. Ts</i>	<i>Hk. Ts</i>	<i>Hk. Ts</i>	<i>Hk. Ts</i>
21,166,258		650,883		275,082		22,092,223	
...		
	21,166,258		650,883		275,082		22,092,223
...		
...		
21,166,258		650,883		275,082		22,092,223	
3,433,570		191,515		27,034		3,652,119	
1,607,389		1,714,558		35,417		3,357,364	
	5,040,959		1,906,073		62,451		7,009,483
...		
...		
5,040,959		1,906,073		62,451		7,009,483	
15,337,809		2,078,486		266,279		17,682,574	
...		
	15,337,809		2,078,486		266,279		17,682,574
	41,545,026		4,635,442		603,812		46,784,280
41,545,026		4,635,442		603,812		46,784,280	

TABLE No. III.—TRADE IN FOREIGN GOODS.—Imports—Cont^d

DESCRIPTION OF GOODS.	Classifier of Quantity.	PASSING STATIONS IN CANTON RIVER ESTUARY.		PASSING EAST COAST STATION.		IMPORTED AT STATIONS IN MIRS BAY.		TOTAL IMPORTS.	
		Quantity.	Value.	Quantity.	Value.	Quantity.	Value.	Quantity.	Value.
MISCELLANEOUS PIECE GOODS.									
Canvas	Yards	5,100	867	5,100	867
Gunny Cloth.....	"	1,480	96	1,480	96
Linen.....	"	1,000	130	1,000	130
METALS.									
Brass and Yellow Metal :—									
Bars and Rods	Piculs	10	184	10	184
Sheets and Plates.....	"	11,798	235,952	6	118	11,804	236,070
Wire.....	"	126	3,667	126	3,667
Unclassed	"	246	6,541	246	6,541
Old	"	9,758	121,976	9,758	121,976
Copper :—									
Nails	Piculs	12	204	12	204
Sheets and Plates.....	"	172	4,901	172	4,901
Tubes	"	154	4,148	154	4,148
Wire	"	636	15,260	636	15,260
Unclassed	"	10	358	10	358
Old	"	164	2,302	164	2,302
Iron and Mild Steel, New :—									
Anchors, and Parts of.....	Piculs	32	207	32	207
Bars	"	24,317	72,951	115	344	28	84	24,460	73,379
Bolts, Nuts, and Washers.....	"	148	1,261	148	1,261
Chains, and Parts of	"	486	3,404	486	3,404
Dross	"	668	668	668	668
Hoops	"	3,544	9,924	90	251	3,634	10,175
Nail-rod.....	"	38,584	100,318	2,654	6,900	14	37	41,252	107,255
Nails, Wire	"	10,896	82,812	496	3,770	10	75	11,402	86,657
Pig	"	8,066	12,098	8,066	12,098
Pipes and Tubes, Wrought.....	"	859	5,583	859	5,583
Rivets	"	86	1,035	86	1,035
Screws.....	"	72	1,366	72	1,366
Sheets and Plates.....	"	5,723	30,904	252	1,359	5,975	32,263
Wire	"	8,932	53,590	547	3,283	33	198	9,512	57,071
Unclassed	"	1,267	11,405	19	171	13	113	1,299	11,689
Iron and Mild Steel, Old :—									
Hoops	Piculs	1,168	2,337	11	22	1,179	2,359
Horseshoes.....	"	3,039	5,469	185	332	6	11	3,230	5,812
Plates	"	9,368	14,989	204	326	9,572	15,315
Scrap	"	21,474	34,359	4,840	7,744	86	138	26,400	42,241
Tubes	"	70	112	70	112
Wire Rope.....	"	3,988	7,976	16	31	4,004	8,007
Iron, Galvanized :—									
Wire	Piculs	1,214	19,425	466	7,461	4	57	1,684	26,943
Lead, in Pigs and Bars.....	"	5,445	28,316	178	928	5	26	5,628	29,270
Quicksilver.....	"	87	8,673	87	8,673
Spelter	"	8	68	8	68
Steel, Bars.....	"	2,613	13,063	162	810	1	4	2,776	13,877
" Sheets and Plates	"	520	7,279	520	7,279
Tin, Slabs	"	773	23,201	773	23,201
Tinned Plates, Plain.....	"	2,074	12,442	82	492	2,156	12,934
" Old	"	44	168	44	168
White Metal, Sheets	"	352	15,485	352	15,485
" Wire.....	"	324	14,925	324	14,925
Wire Netting and Gauze.....	"	31	642	31	642
Zinc, Sheets	"	68	816	68	816
Metals, Unclassed	"	281	2,813	10	99	291	2,912

TABLE No. III.—TRADE IN FOREIGN GOODS.—Imports—Cont^d.

DESCRIPTION OF GOODS.	Classifier of Quantity.	PASSING STATIONS IN CANTON RIVER ESTUARY.		PASSING EAST COAST STATION.		IMPORTED AT STATIONS IN MIRS BAY.		TOTAL IMPORTS.	
		Quantity.	Value.	Quantity.	Value.	Quantity.	Value.	Quantity.	Value.
SUNDRIES.									
Agar-agar.....	Piculs	3,947	7,894	89	178	4,036	8,072
Aniseed, Star, Whole.....	"	159	3,174	4	87	163	3,261
Awabi.....	"	1,455	36,363	5	124	3	86	1,463	36,573
Bags, Gunny, Old.....	Pieces	78,171	3,909	280	14	78,451	3,923
Barley.....	Piculs	608	3,162	3	17	611	3,179
Betel-nuts.....	"	7,774	38,871	21	103	7,795	38,974
Bicho de Mar, Black.....	"	4,852	203,789	4,852	203,789
" White.....	"	51	914	73	1,316	124	2,230
Bleaching Powder.....	"	650	11,692	650	11,692
Bones, Cow.....	"	4,236	8,472	193	385	4,429	8,857
" Elephant.....	"	246	3,932	246	3,932
" Pig.....	"	2,148	2,148	872	872	3,020	3,020
" Tiger.....	"	58	3,482	58	3,482
Borax.....	"	764	7,644	764	7,644
Braid, Llama.....	Gross	111,165	77,816	356	249	36	25	111,557	78,090
Bran, Rice.....	Piculs	1,754,132	1,315,599	159	119	13	10	1,754,304	1,315,728
Camphor, Japan.....	"	30	1,060	30	1,060
" Baroos, Refuse.....	Catties	54	2,160	54	2,160
Carrying Sticks.....	Pieces	120,988	8,469	120,988	8,469
Cement.....	Piculs	2,239	2,239	64	64	3	3	2,306	2,306
Cinnabar.....	"	1,910	152,805	1,910	152,805
Cinnamon.....	"	27	2,418	27	2,418
Clams, Dried.....	"	447	3,129	447	3,129
Clocks.....	Pieces	8,219	17,654	86	152	44	111	8,349	17,917
Cloves.....	Piculs	295	3,540	5	64	300	3,604
Coal.....	Tons	116,573	990,871	789	6,707	29	246	117,391	997,824
" Refuse.....	"	1,681	4,034	5,931	14,234	7,612	18,268
Cocoa-nuts.....	Pieces	606,245	23,037	606,245	23,037
Coke.....	Tons	3,255	52,080	3,255	52,080
Compoys.....	Piculs	979	39,146	979	39,146
Cotton, Raw, Indian.....	"	5,301	71,028	330	4,427	63	848	5,694	76,303
Cutch.....	"	1,042	2,813	1,042	2,813
Cuttle-fish.....	"	12,500	187,503	96	1,434	55	829	12,651	189,766
Dyes, Aniline.....	Value	...	1,686	...	502	...	258	...	2,446
Elephants Teeth, Whole.....	Piculs	279	92,182	279	92,182
Fans, Paper.....	Pieces	369,350	7,756	369,350	7,756
Feathers, Peacock.....	"	88,969	11,566	88,969	11,566
Fish, Salt.....	Piculs	8,896	49,817	444	2,485	9,340	52,302
" Maws.....	"	245	19,562	1	46	5	400	251	20,008
" Tails and Cuttings.....	"	6,905	10,357	6,905	10,357
Flour, Rice.....	"	2,183	8,731	537	2,148	32	127	2,752	11,006
" Wheat.....	"	20,186	90,838	7,966	35,847	432	1,944	28,584	128,629
Gambier, False (Dye-root).....	"	34,689	104,067	539	1,617	130	389	35,358	106,073
Ginseng, Corean, 1st Quality.....	"	40	139,825	40	139,825
" Japan, " ".....	"	322	57,967	322	57,967
" " 2nd ".....	"	138	12,454	138	12,454
" American, Clarified.....	"	47	16,992	47	16,992
" Roots and Beards.....	"	83	3,005	83	3,005
Glass, Window.....	Boxes	999	3,596	59	212	1,058	3,808
" Bottles.....	Pieces	1,439,536	24,472	1,439,536	24,472
" Broken.....	Piculs	19,337	46,408	19,337	46,408
Glassware.....	"	1,397	34,930	69	1,736	1	12	1,467	36,678
Ground-nuts.....	"	56,375	202,948	87	312	56,462	203,260
Hides, Cow and Buffalo.....	"	696	8,699	19	239	715	8,938
Horns, " ".....	"	1,451	12,477	1,451	12,477
" Rhinoceros.....	"	26	62,304	26	62,304
Hosiery.....	Value	...	1,488	...	44	...	88	...	1,620
India-rubber.....	Piculs	33	3,666	33	3,666

TABLE No. III.—TRADE IN FOREIGN GOODS.—Imports—Cont^d.

DESCRIPTION OF GOODS.	Classifier of Quantity.	PASSING STATIONS IN CANTON RIVER ESTUARY.		PASSING EAST COAST STATION.		IMPORTED AT STATIONS IN MIRS BAY.		TOTAL IMPORTS.	
		Quantity.	Value.	Quantity.	Value.	Quantity.	Value.	Quantity.	Value.
			<i>Hk. Tls</i>		<i>Hk. Tls</i>		<i>Hk. Tls</i>		<i>Hk. Tls</i>
India-rubber Shoes.....	<i>Pairs</i>	101,361	70,953	142	99	89	62	101,592	71,114
Isinglass.....	<i>Piculs</i>	216	5,389	10	256	226	5,645
Lamps and Lampware.....	<i>Value</i>	...	25,304	...	384	...	53	...	25,741
Lampwick.....	<i>Piculs</i>	183	8,227	12	549	195	8,776
Leather.....	"	2,107	139,038	93	6,117	2,200	145,155
Looking-glasses and Mirrors.....	<i>Pieces</i>	3,485	901	4,504	234	42	3	8,031	1,138
Machinery.....	<i>Value</i>	...	69,697	69,697
Machines, Sewing.....	<i>Pieces</i>	391	6,453	391	6,453
Mangrove Bark.....	<i>Piculs</i>	19,884	25,849	6,671	8,672	4	5	26,559	34,526
Match Chemicals.....	"	527	6,329	527	6,329
" Paper, Packing.....	"	300	4,805	300	4,805
" Wood, Prepared.....	"	1,467	5,280	1,467	5,280
Matches, Wood, Japan.....	<i>Gross</i>	25,870	6,726	21,960	5,710	1,684	438	49,514	12,874
Milk, Condensed, in Tins.....	<i>Dozens</i>	281	562	353	706	105	210	739	1,478
Mirrors without Frames.....	<i>Piculs</i>	70	1,865	70	1,865
Molasses.....	"	50,317	60,380	83	99	50,400	60,479
Mother-of-pearl Shell.....	"	306	4,741	306	4,741
Moulding.....	<i>Feet</i>	46,860	1,172	46,860	1,172
Mushrooms.....	<i>Piculs</i>	548	27,377	9	455	2	77	559	27,909
Musk.....	<i>Taels</i>	2,160	27,000	2,160	27,000
Mussels, Dried.....	<i>Piculs</i>	1,773	12,056	1,773	12,056
Needles.....	<i>Mille</i>	56,874	28,437	56,874	28,437
Nitric Acid.....	<i>Piculs</i>	112	2,810	112	2,810
Oil, Kerosene, American.....	<i>Gallons</i>	2,455,205	491,041	269,705	53,941	30,310	6,062	2,755,220	551,044
" " Russian.....	"	828,795	132,607	22,995	3,679	32,770	5,243	884,560	141,529
" " Sumatra.....	"	734,160	110,124	36,120	5,418	770,280	115,542
" Camphor.....	<i>Piculs</i>	11	137	11	137
" Castor.....	"	651	7,814	651	7,814
" Cocoa-nut.....	"	336	2,016	336	2,016
" Engine.....	<i>Gallons</i>	4,321	2,463	4,321	2,463
" Eucalyptus.....	<i>Piculs</i>	21	1,145	21	1,145
" Fish.....	"	73	510	73	510
" Ginger.....	"	14	1,220	14	1,220
" Peppermint.....	"	106	19,150	106	19,150
" Sandalwood.....	"	15	5,698	15	5,698
" Turpentine.....	"	24	314	24	314
Ore, Refuse.....	"	279	2,231	279	2,231
Paints, Assorted.....	"	359	2,942	359	2,942
Paper, 1st Quality.....	"	216	3,464	216	3,464
Pepper, Black.....	"	864	12,964	864	12,964
" White.....	"	1,053	25,262	15	365	1,068	25,627
Pipeclay.....	"	3,050	1,373	3,050	1,373
Potatoes.....	"	823	2,470	823	2,470
Prawns and Shrimps, Dried.....	"	644	11,584	6	110	3	61	653	11,755
Putchuck.....	"	151	1,511	9	86	160	1,597
Raisins.....	"	1,529	11,469	42	314	4	32	1,575	11,815
Rattans, Whole.....	"	30,013	126,054	408	1,715	5	19	30,426	127,788
" Split.....	"	2,871	22,966	305	2,439	3,176	25,405
Rice.....	"	4,583,565	10,542,200	154,722	355,861	30,129	69,296	4,768,416	10,967,357
" Glutinous.....	"	1,562	3,749	396	950	1,958	4,699
" Paddy.....	"	452,103	813,785	884	1,591	452,987	815,376
Rope, Hemp and Manila.....	"	67	1,072	67	1,072
Rose Maloes.....	"	44	1,242	44	1,242
Sago.....	"	1,614	6,454	32	127	1,646	6,581
Salt.....	"	91,876	66,151	178	128	290	209	92,344	66,488
Saltpetre.....	"	66,086	528,687	288	2,307	66,374	530,994
Sandalwood.....	"	16,133	138,740	614	5,278	16,747	144,018
Sapanwood.....	"	10,330	16,528	68	109	10,398	16,637
Scales.....	<i>Pieces</i>	43	1,277	43	1,277

TABLE No. III.—TRADE IN FOREIGN GOODS.—Imports—Cont^d.

DESCRIPTION OF GOODS.	Classifier of Quantity.	PASSING STATIONS IN CANTON RIVER ESTUARY.		PASSING EAST COAST STATION.		IMPORTED AT STATIONS IN MIRS BAY.		TOTAL IMPORTS.	
		Quantity.	Value.	Quantity.	Value.	Quantity.	Value.	Quantity.	Value.
			<i>Hk. Tk.</i>		<i>Hk. Tk.</i>		<i>Hk. Tk.</i>		<i>Hk. Tk.</i>
Sea-horse Teeth.....	<i>Piculs</i>	90	13,529	90	13,529
Seaweed.....	"	2,416	6,283	78	203	2,494	6,486
Sharks Fins, Black.....	"	65	1,550	65	1,550
" " White.....	"	2,724	177,034	2,724	177,034
Silk, Yellow.....	"	194	46,582	194	46,582
" and Cotton Ribbons.....	"	47	27,306	47	27,306
Skins (Furs), Land-otter.....	<i>Pieces</i>	1,621	1,945	1,621	1,945
Soap.....	<i>Value</i>	...	1,632	...	269	...	68	...	1,969
Soda.....	<i>Piculs</i>	442	1,415	442	1,415
Sticklac.....	"	115	1,092	115	1,092
Stock-fish.....	"	686	4,457	686	4,457
Stone Slabs.....	<i>Pieces</i>	294,848	88,454	294,848	88,454
" Granite.....	"	246,998	14,820	246,998	14,820
Stores, Engineers.....	<i>Value</i>	...	9,323	9,323
" Household.....	"	...	6,114	...	197	...	509	...	6,820
Sugar, Brown.....	<i>Piculs</i>	2,064	6,605	1,534	4,910	8	25	3,606	11,540
" White.....	"	50,697	283,903	2,600	14,561	67	378	53,364	298,842
" Refined.....	"	264	1,846	26	185	290	2,031
" Candy.....	"	1,677	13,417	431	3,452	62	493	2,170	17,362
Sulphur.....	"	12,917	96,878	12,917	96,878
Sulphuric Acid.....	"	396	5,550	396	5,550
Tar.....	<i>Gallons</i>	7,937	1,587	394	80	70	14	8,401	1,681
Timber, Beams, Hard-wood.....	<i>Pieces</i>	13,805	193,270	178	2,492	13,983	195,762
" Planks, ".....	"	1,599	3,998	39	98	1,638	4,096
" " Teak.....	<i>Cub. feet</i>	10,388	10,388	10,388	10,388
" Logs, Hard-wood.....	<i>Pieces</i>	2,659	5,850	2,659	5,850
" " Teak.....	"	1,987	33,779	1,987	33,779
Tinder.....	<i>Piculs</i>	372	4,468	372	4,468
Tortoiseshell.....	"	12	7,050	12	7,050
" Rind.....	"	23	926	23	926
Umbrella Frames.....	<i>Pieces</i>	234,000	29,250	21	3	234,021	29,253
Varnish.....	<i>Piculs</i>	2,632	39,475	9	141	2,641	39,616
Vermilion.....	"	506	45,536	506	45,536
Wood, Camagon.....	"	1,371	4,386	1,371	4,386
" Ebony.....	"	2,545	12,727	2,545	12,727
" Fragrant.....	"	523	17,790	7	223	530	18,013
" Garoo.....	"	39	19,425	39	19,425
" Laka.....	"	369	1,844	369	1,844
" Rose and Red.....	"	56,592	226,366	56,592	226,366
Wool, Sheep's.....	"	177	1,419	177	1,419
Sundries, Unenumerated.....	<i>Value</i>	...	9,312	...	1,267	...	239	...	10,818
TOTAL.....	<i>Hk. Tk.</i>		21,166,258		650,883		275,082		22,092,223

SUMMARY.

IMPORTED FROM HONGKONG INTO THE FOLLOWING DISTRICTS OR PLACES.		PASSING STATIONS IN CANTON RIVER ESTUARY.	PASSING EAST COAST STATION.	IMPORTED AT STATIONS IN MIRS BAY.	TOTAL IMPORTS FROM HONGKONG.	
		<i>Hk. Tls</i>	<i>Hk. Tls</i>	<i>Hk. Tls</i>	<i>Hk. Tls</i>	
福 拓 黃 東 汕 神 陸 甲 鵝 烏 湖 海 長 汕 歸 凹 龍 稔 平 大 淡 增 新 番 沙 南 廣 佛 九 石 東 石 太 東 順 陳 甘 香 下 南 石 新 新 茅 南 南 西 深	建	Fukien.....	...	26,998	...	26,998
	林	Chelam.....	...	156	...	156
	岡	Wongkong.....	...	91	...	91
	隴	Tunglung.....	...	5,979	...	5,979
	頭	Swatow.....	...	10,026	...	10,026
	泉	Shantsun.....	...	16,955	...	16,955
	豐	Lukfung.....	...	1,348	...	1,348
	子	Kaptsz.....	...	90,438	...	90,438
	石	Kitshik.....	...	59,499	...	59,499
	墩	Uhom.....	...	24,655	...	24,655
	東	Utung.....	...	21,150	...	21,150
	豐	Hoifung.....	...	14,580	...	14,580
	沙	Cheungsha.....	...	77,227	...	77,227
	尾	Shanini.....	...	45,171	...	45,171
	善	Kwaishin.....	...	10,819	...	10,819
	頭	Autow.....	...	120,490	...	120,490
	崗	Lungkong.....	5,754	...	15,314	21,068
	山	Namshan.....	...	14,878	...	14,878
	海	Pinghoi.....	...	80,719	...	80,719
	洲	Taichow.....	...	8,670	...	8,670
	水	Tamshui.....	...	309	150,992	151,301
	城	Tsangshing.....	148	148
	塘	Santong.....	44,180	44,180
	堤	Punu.....	13,692	13,692
	灣	Shawan.....	44,913	44,913
	海	Namhoi.....	13,277	13,277
	南	Canton.....	17,375,710	17,375,710
東	Fatshan.....	2,115	2,115	
省	Kowkong.....	55,450	55,450	
佛	Shikwan.....	24,843	24,843	
九	Tungkun.....	19,431	19,431	
石	Shiklung.....	166,227	166,227	
東	Taiping.....	197,220	197,220	
石	Tungkunshing.....	42,645	42,645	
太	Shuntak.....	203,040	203,040	
東	Chantsun.....	1,648,771	1,648,771	
順	Kumchuk.....	1,696	1,696	
陳	Heungshan.....	9,050	9,050	
甘	Hachak.....	44,137	44,137	
香	Namlong.....	52,586	52,586	
下	Shikki.....	662,661	662,661	
南	Sanon.....	34,865	10,295	...	45,160	
石	Hanhoi.....	753	753	
新	Mauchow.....	34,651	34,651	
新	Namo.....	1,281	1,281	
茅	Namtow.....	15,328	15,328	
南	Saiheung.....	10,136	10,136	
南	Shamchun.....	133,271	133,271	
西						
深						

SUMMARY—Cont^d

IMPORTED FROM HONGKONG INTO THE FOLLOWING DISTRICTS OR PLACES.	PASSING STATIONS IN CANTON RIVER ESTUARY.	PASSING EAST COAST STATION.	IMPORTED AT STATIONS IN MIRS BAY.	TOTAL IMPORTS FROM HONGKONG.
	<i>Hk. Tā</i>	<i>Hk. Tā</i>	<i>Hk. Tā</i>	<i>Hk. Tā</i>
沙頭角 Shatowkok.....	57,203	57,203
沙魚涌 Shaüchung.....	42,037	42,037
沙大鵬 Taipang.....	...	10,430	8,255	18,685
大大鐘 Taishan.....	26,226	26,226
長沙 Cheungsha.....	2,228	2,228
水口 Shuihow.....	9,672	9,672
江新門 Kongmoon.....	31,925	31,925
甯城 Sanningshing.....	735	735
廣海 Kwonghoi.....	108,415	108,415
新荻 Sancheung.....	115,955	115,955
電海 Tikhoi.....	5,859	5,859
水白 Tinpak.....	8,200	8,200
東 Shuitung.....	493	493
TOTAL FOREIGN IMPORTS... <i>Hk. Tā</i>	21,166,258	650,883	275,082	22,092,223

TABLE No. IVa.—TRADE IN NATIVE PRODUCE.—Imports.

DESCRIPTION OF GOODS.	Classifier of Quantity.	PASSING STATIONS IN CANTON RIVER ESTUARY.		PASSING EAST COAST STATION.		IMPORTED AT STATIONS IN MIRS BAY.		TOTAL.	
		Quantity.	Value.	Quantity.	Value.	Quantity.	Value.	Quantity.	Value.
			<i>Hk. Ts</i>		<i>Hk. Ts</i>		<i>Hk. Ts</i>		<i>Hk. Ts</i>
Almonds, Bitter.....	<i>Piculs</i>	331	2,316	3	19	334	2,335
" Sweet.....	"	1,998	56,937	7	188	2,005	57,125
Alum, White.....	"	6,981	9,774	102	143	7,083	9,917
Bags, Grass and Straw.....	<i>Pieces</i>	78,400	2,195	3,290	92	81,690	2,287
Bamboo, Split.....	<i>Piculs</i>	116	348	1,038	3,113	89	268	1,243	3,729
" Shoots.....	"	1,395	13,947	308	3,080	13	130	1,716	17,157
" Roots.....	"	132	1,188	132	1,188
Barley, Pearl.....	"	351	1,475	301	1,262	652	2,737
Beans, Black.....	"	5,989	14,973	1,661	4,152	8	20	7,658	19,145
" Green.....	"	1,472	3,976	2,588	6,987	135	364	4,195	11,327
" White and Yellow.....	"	11,531	25,368	9,163	20,158	888	1,954	21,582	47,480
" Miscellaneous.....	"	6,651	15,062	71	170	10	24	6,732	16,156
Brassware.....	"	107	3,841	11	379	118	4,220
Brine.....	"	12,395	1,859	12,395	1,859
Bristles.....	"	597	14,330	597	14,330
Cakes.....	"	87	909	99	1,044	64	676	250	2,629
Charcoal.....	"	1,145	1,718	1,145	1,718
Chinaware, Coarse.....	"	1,382	11,054	4	32	18	144	1,404	11,230
Cloth, Native (Nankeens).....	"	98	4,913	38	1,875	20	988	156	7,776
Clothing, Cotton.....	"	13	878	10	730	1	81	24	1,689
Cotton, Raw.....	"	473	6,855	113	1,644	586	8,499
" Rags.....	"	3,253	9,759	49	703	3,302	10,462
Dates, Black.....	"	5,255	28,379	264	1,424	36	193	5,555	29,996
" Red.....	"	7,672	34,526	422	1,897	35	156	8,129	36,579
Dye-stuff.....	"	969	1,938	969	1,938
Eggs, Fresh.....	<i>Pieces</i>	48,246	458	48,246	458
" Preserved.....	"	314,868	3,464	3,745	41	318,613	3,505
Fans, Palm-leaf.....	"	113,065	723	113,065	723
" Paper.....	"	49,380	1,778	1,260	45	50,640	1,823
Feathers, Duck, Fowl, etc.....	<i>Piculs</i>	7,065	38,859	7,065	38,859
Firewood.....	"	40,062	12,018	336	101	40,398	12,119
Fish, Fresh.....	"	353	1,906	3	14	356	1,920
" Dried and Salt.....	"	229,849	1,494,017	3,110	13,716	974	6,332	232,933	1,514,065
" in Brine.....	"	1,900	6,652	5,529	19,353	156	545	7,585	26,550
" Skins.....	"	180	3,593	180	3,593
" Glue.....	"	43	5,578	43	5,578
" Bones.....	"	30	3,596	30	3,596
Flour, Yam.....	"	15,491	54,218	1,498	5,241	310	1,085	17,299	60,544
Flower Roots.....	<i>Pieces</i>	290,531	4,648	150	2	290,681	4,650
Fruit, Fresh, Unclassed.....	<i>Piculs</i>	180	269	370	555	550	824
" Dried and Salted, Unclassed.....	"	615	3,385	77	423	692	3,808
Fungus.....	"	3,633	108,995	70	2,085	8	246	3,711	111,326
Ginseng, Native.....	"	104	22,263	104	22,263
Glue, Cow.....	"	229	3,203	36	505	265	3,708
Grasscloth, Fine.....	"	536	74,980	536	74,980
" Coarse.....	"	1,761	88,067	1	40	1,762	88,107
Ground-nut Cake.....	"	5,325	8,521	61	98	5,386	8,619
Gypsum.....	"	9,695	9,695	519	519	3	3	10,217	10,217
Hams.....	"	68	1,360	68	1,360
Hemp.....	"	442	3,180	150	1,083	592	4,263
" Skin.....	"	1,541	6,165	7	30	1,548	6,195
" Twine.....	"	296	4,769	9	138	305	4,907
Hides, Cow and Buffalo, Cuttings.....	"	15,598	70,192	8	36	15,606	70,228
Horns, Deer.....	"	67	1,639	67	1,639
" Young.....	<i>Pairs</i>	834	70,890	834	70,890
" Chamois.....	<i>Piculs</i>	8	3,519	8	3,519
Indigo, Liquid.....	"	466	2,237	16	77	482	2,314
Iron Pans.....	"	371	2,040	44	242	415	2,282
Joss-stick Powder.....	"	1,041	1,249	69	82	1,110	1,331

TABLE No. IVa.—TRADE IN NATIVE PRODUCE.—Imports—Cont^d.

DESCRIPTION OF GOODS.	Classifier of Quantity.	PASSING STATIONS IN CANTON RIVER ESTUARY.		PASSING EAST COAST STATION.		IMPORTED AT STATIONS IN MIRS BAY.		TOTAL.	
		Quantity.	Value.	Quantity.	Value.	Quantity.	Value.	Quantity.	Value.
Lead, White.....	<i>Piculs</i>	4,577	34,324	2	16	4,579	34,340
" Yellow.....	"	25	225	25	225
Leather, Black.....	"	2,801	72,822	52	1,365	6	151	2,859	74,338
" Refuse.....	"	366	1,464	366	1,464
Lily Flowers, Dried.....	"	2,575	17,507	310	2,108	11	72	2,896	19,687
Liquorice.....	"	571	8,857	11	170	582	9,027
Lung-ngan Pulp.....	"	101	1,616	101	1,616
Manure.....	"	352,885	52,933	3,182	477	2,092	314	358,159	53,724
Mats, Bamboo and Rattan.....	<i>Pieces</i>	620	893	307	442	927	1,335
" Straw.....	"	3,318	531	2,352	376	210	34	5,880	941
" Packing.....	"	20,000	520	328,547	8,542	348,547	9,062
" Fish-drying.....	"	17,420	261	17,420	261
Meats, Dried and Preserved.....	<i>Piculs</i>	336	6,726	5	96	4	88	345	6,910
Medicines.....	"	14,727	125,177	672	5,709	194	1,650	15,593	132,536
Moss.....	"	105	3,477	105	3,477
Nuts, Fir.....	"	411	1,440	411	1,440
" White.....	"	479	1,916	38	151	517	2,067
" Wood-oil.....	"	543	3,043	543	3,043
Oil, Ground-nut.....	"	3,898	37,035	177	1,686	6	55	4,081	38,776
" Vegetable Seed.....	"	32	223	32	223
" Wood.....	"	623	4,049	920	5,982	67	435	1,610	10,466
" Artemisia.....	"	57	15,859	57	15,859
Oysters, Dried.....	"	125	3,253	2	44	11	285	138	3,582
Paper, 1st Quality.....	"	170	2,545	20	294	4	61	194	2,900
" 2nd ".....	"	5,443	32,658	12	74	5,455	32,732
" Pulp.....	"	3,704	5,926	3,704	5,926
" Pith.....	"	127	12,046	127	12,046
Persimmons, Dried.....	"	3,173	19,036	39	235	6	35	3,218	19,306
Pigs.....	<i>No.</i>	2,598	18,186	255	1,785	97	679	2,950	20,650
Plums, Dried and Salted.....	<i>Piculs</i>	542	3,524	5	34	547	3,558
Pottery, Earthenware.....	"	4,330	9,092	137	287	78	163	4,545	9,542
Preserves.....	"	188	1,885	48	481	5	52	241	2,418
Rushes.....	"	1,235	3,704	1,235	3,704
Samshu.....	"	1,328	7,969	15	92	14	85	1,357	8,146
" Medicated.....	"	87	1,300	89	1,329	31	468	207	3,097
Sandalwood Powder.....	"	225	1,257	3	19	228	1,276
Sea Blubber.....	"	346	1,386	6	23	352	1,409
" Shells.....	"	1,405	984	1,405	984
Seed, Lily Flower, or Lotus-nuts.....	"	800	14,405	37	671	837	15,076
" Melon.....	"	13,599	89,753	435	2,873	33	220	14,067	92,846
" Mustard.....	"	205	860	205	860
" Sesamum.....	"	3,649	16,787	7,017	32,278	10	46	10,676	49,111
" Vegetable.....	"	1,038	3,323	17	53	1,055	3,376
Sesamum Seed Cake.....	"	1,221	1,831	1,221	1,831
Shoes, Old.....	"	2,132	5,756	2,132	5,756
Shrimp Sauce and Paste.....	"	2,577	12,369	2,577	12,369
" Refuse.....	"	1,138	2,049	340	613	1,478	2,662
Silk, Raw, Yellow.....	"	12	3,143	12	3,143
" Piece Goods.....	"	12	6,763	1	389	13	7,152
Sinews, Deer, Pig, Cow, and Buffalo.....	"	241	5,309	241	5,309
Skins, Snake.....	<i>Pieces</i>	1,340	1,340	1,340	1,340
Tallow, Animal.....	<i>Piculs</i>	150	1,078	582	4,188	732	5,266
Tea, Black.....	"	109	2,724	5	126	114	2,850
" " P'u-érh.....	"	201	9,026	201	9,026
" Green.....	"	12	346	12	346
" Stalk.....	"	122	585	236	1,131	358	1,716
Tin-foil.....	"	670	33,499	670	33,499
Tobacco, Leaf.....	"	10,950	98,547	510	4,592	11,460	103,139
" Prepared.....	"	352	8,454	16	390	98	2,358	466	11,202

TABLE No. IVa.—TRADE IN NATIVE PRODUCE.—Imports—Cont^d.

DESCRIPTION OF GOODS.	Classifier of Quantity.	PASSING STATIONS IN CANTON RIVER ESTUARY.		PASSING EAST COAST STATION.		IMPORTED AT STATIONS IN MIRS BAY.		TOTAL.	
		Quantity.	Value.	Quantity.	Value.	Quantity.	Value.	Quantity.	Value.
			<i>Hk. Ts</i>		<i>Hk. Ts</i>		<i>Hk. Ts</i>		<i>Hk. Ts</i>
Tobacco, Stalk	<i>Piculs</i>	380	950	254	636	634	1,586
Tung-yeh Leaves	"	1,168	2,336	1,168	2,336
Turnips, Dried and Salted	"	821	2,873	38	132	20	71	879	3,076
Vegetables, Fresh	"	393	393	1,562	1,562	529	529	2,484	2,484
" Dried	"	79	236	5	14	84	250
Vermicelli and Macaroni	"	18,996	132,974	958	6,709	341	2,385	20,295	142,068
Walnuts	"	787	4,959	787	4,959
Wax, White	"	601	36,055	28	1,689	5	278	634	38,022
" Yellow	"	24	828	24	828
Wood, Coffin	<i>Pieces</i>	3,534	13,783	3,534	13,783
Woodware	<i>Piculs</i>	782	6,646	97	828	879	7,474
Sundries, Unenumerated	<i>Value</i>	...	11,381	...	7,996	...	1,637	...	21,014
TOTAL	<i>Hk. Ts</i>	...	3,433,570	...	191,515	...	27,034	...	3,652,119

SUMMARY.

IMPORTED FROM HONGKONG INTO THE FOLLOWING DISTRICTS OR PLACES.		PASSING STATIONS IN CANTON RIVER ESTUARY.	PASSING EAST COAST STATION.	IMPORTED AT STATIONS IN MIRS BAY.	TOTAL IMPORTS FROM HONGKONG.
		<i>Hk. Tls</i>	<i>Hk. Tls</i>	<i>Hk. Tls</i>	<i>Hk. Tls</i>
福 厦 東 汕 靖 神 陸 甲 碼 烏 湖 海 長 汕 歸 凹 稔 平 大 淡 新 番 沙 南 廣 佛 石 東 石 太 東 順 陳 香 下 南 石 新	建 Fuhkien.....	...	5,262	...	5,262
	門 Amoy.....	...	130	...	130
	隴 Tunglung.....	...	3,144	...	3,144
	頭 Swatow.....	...	117	...	117
	海 Tsinghoi.....	...	426	...	426
	泉 Shantsun.....	...	3,183	...	3,183
	豐 Lukfung.....	...	17	...	17
	子 Kaptsz.....	...	6,119	...	6,119
	石 Kitshik.....	...	7,424	...	7,424
	城 Uhom.....	...	5,708	...	5,708
	東 Utung.....	...	2,665	...	2,665
	豐 Hoifung.....	...	6,152	...	6,152
	沙 Cheungsha.....	...	60,088	...	60,088
	尾 Shanmi.....	...	11,407	...	11,407
	善 Kwaishin.....	...	10,183	...	10,183
	頭 Autow.....	...	22,357	...	22,357
	山 Namshan.....	...	10,074	...	10,074
	海 Pinghoi.....	...	26,955	...	26,955
	洲 Taichow.....	...	850	...	850
	水 Tamshui.....	...	2,605	...	2,605
塘 Santong.....	277,281	277,281	
畝 Punu.....	14,860	14,860	
灣 Shawan.....	822	822	
海 Namhoi.....	9,037	9,037	
東省城 Canton.....	1,456,499	1,456,499	
佛山 Fatshan.....	19	19	
灣 Shikwan.....	13,964	13,964	
莞 Tungkun.....	1,273	1,273	
龍 Shiklung.....	144,008	144,008	
平 Taiping.....	297,978	297,978	
東莞城 Tungkunshing.....	113,774	113,774	
德 Shuntak.....	51,862	51,862	
村 Chantsun.....	681,948	681,948	
山 Heungshan.....	563	563	
柵 Hachak.....	8,299	8,299	
蒔 Namlong.....	5,410	5,410	
岐 Shikki.....	137,291	137,291	
安 Sanon.....	23,213	2,143	...	25,356	

KOWLOON.

663

SUMMARY—Cont^d.

IMPORTED FROM HONGKONG INTO THE FOLLOWING DISTRICTS OR PLACES.		PASSING STATIONS IN CANTON RIVER ESTUARY.	PASSING EAST COAST STATION.	IMPORTED AT STATIONS IN MIRS BAY.	TOTAL IMPORTS FROM HONGKONG.
		<i>Hk. Tls</i>	<i>Hk. Tls</i>	<i>Hk. Tls</i>	<i>Hk. Tls</i>
茅洲	Mauchow	57,762	57,762
南頭	Namtow	5,044	5,044
西鄉	Saiheung	8,600	8,600
深埗	Shamchun	120,887	120,887
沙頭角	Sha ^o wkok	6,282	6,282
沙魚涌	Sha ^u ichung	20,752	20,752
大鵬	Taipang	4,506	...	4,506
江門	Kongmoon	3,176	3,176
TOTAL: NATIVE IMPORTS FROM HONGKONG..... } <i>Hk. Tls</i>		3,433,570	191,515	27,034	3,652,119

TABLE No. IVb.—TRADE IN NATIVE PRODUCE.—Imports, China to China.

DESCRIPTION OF GOODS.	Classifier of Quantity.	PASSING STATIONS IN CANTON RIVER ESTUARY.		PASSING EAST COAST STATION.		IMPORTED AT AND EXPORTED FROM STATIONS IN MIRS BAY.		TOTAL, CHINA TO CHINA.	
		Quantity.	Value.	Quantity.	Value.	Quantity.	Value.	Quantity.	Value.
			<i>Hk. Pz</i>		<i>Hk. Pz</i>		<i>Hk. Pz</i>		<i>Hk. Pz</i>
Alum, White.....	<i>Piculs</i>	3	4	1,520	2,128	1,523	2,132
Ashes, Straw and Paddy-husk.....	"	1,679	1,175	1,679	1,175
Bamboo Baskets.....	<i>Value</i>	...	1,193	1,193
" Split.....	<i>Piculs</i>	35,243	105,730	30	89	35,273	105,819
Bamboos.....	<i>Pieces</i>	46,242	1,179	46,242	1,179
Bambooware.....	<i>Piculs</i>	558	3,683	65	428	7	46	630	4,157
Beancurd.....	"	461	2,765	144	865	1	4	606	3,634
Beans.....	"	469	1,147	469	1,147
Bones, Cow.....	"	7,306	14,611	56	111	7,362	14,722
" Pig.....	"	9,004	9,004	9,004	9,004
Boneware.....	"	12	1,158	12	1,158
Brass Wire.....	"	13	379	13	379
Brassware.....	"	103	3,699	103	3,699
Bricks and Tiles.....	<i>Pieces</i>	767,608	3,321	37,000	155	206,250	881	1,010,858	4,357
Buttons, Brass.....	<i>Piculs</i>	44	2,017	44	2,017
Cakes.....	"	367	3,851	66	695	58	610	491	5,156
Candlewick.....	"	405	2,630	405	2,630
Caps, Silk.....	<i>Pieces</i>	10,431	2,712	10,431	2,712
Cassia, Broken.....	<i>Piculs</i>	375	1,501	375	1,501
Chalk, Prepared.....	"	530	5,829	530	5,829
Chinaware, Coarse.....	"	72	576	34,281	274,249	34,353	274,825
Cloth, Native (Nankeens).....	"	896	44,792	498	24,910	1,394	69,702
Clothing, Cotton.....	"	54	3,764	54	3,764
" Silk.....	"	2	1,014	2	1,014
Cotton Cord and Thread.....	"	148	4,726	148	4,726
" Rags.....	"	232	696	232	696
Cuttle-fish.....	"	2,158	69,045	5	173	2,163	69,218
Fans, Gauze.....	<i>Pieces</i>	1,145	172	1,145	172
" Palm-leaf.....	"	248,492	1,353	248,492	1,353
" Paper.....	"	36,127	1,300	2,290	82	38,417	1,382
Felt.....	"	5,465	902	1,778	293	7,243	1,195
Fire-crackers and Fireworks.....	<i>Piculs</i>	2,900	40,601	2,900	40,601
Firewood.....	"	28,676	8,603	910	273	915	274	30,501	9,150
Fish, Fresh.....	"	135	728	34	184	29	157	198	1,069
" Dried and Salt.....	"	281	1,825	500	3,250	965	6,275	1,746	11,350
" in Brine.....	"	2,705	9,467	34,190	119,664	538	1,883	37,433	131,014
Fishing Nets.....	"	23	934	23	934
Flour, Rice.....	"	554	1,661	554	1,661
Flowers, Artificial.....	"	4	1,160	4	1,160
Fruit, Fresh, Unclassed.....	"	12,149	18,223	12,149	18,223
" Dried and Salted, Unclassed.....	"	224	1,234	3	14	227	1,248
Furniture.....	<i>Value</i>	...	6,510	6,510
Glassware.....	<i>Piculs</i>	745	14,896	745	14,896
Grasscloth, Fine.....	"	17	2,419	17	2,419
" Coarse.....	"	145	7,260	15	730	160	7,990
Ground-nut Cake.....	"	1,696	2,714	833	1,332	1,070	1,712	3,599	5,758
Ground-nuts.....	"	908	3,494	32	124	940	3,618
Hemp.....	"	607	4,369	99	710	706	5,079
" Skin.....	"	134	536	326	1,305	11	45	471	1,886
" Twine and Thread.....	"	369	6,290	369	6,290
Hides, Cow and Buffalo.....	"	29	360	255	3,188	284	3,548
Ironware.....	"	685	6,161	2	16	5	46	692	6,223
Joss Ornaments.....	<i>Pieces</i>	225,280	3,379	225,280	3,379
" Sticks.....	<i>Piculs</i>	1,095	3,831	1,095	3,831
Joss-stick Powder.....	"	3,850	4,620	3,850	4,620
Lead, Red.....	"	116	1,047	116	1,047
" White.....	"	601	4,511	601	4,511
" Yellow.....	"	153	1,404	153	1,404
Mats, Straw.....	<i>Pieces</i>	16,078	2,572	666	60	275	44	17,019	2,676

TABLE No. IVb.—TRADE IN NATIVE PRODUCE.—Imports, China to China—Cont^d.

DESCRIPTION OF GOODS.	Classifier of Quantity.	PASSING STATIONS IN CANTON RIVER ESTUARY.		PASSING EAST COAST STATION.		IMPORTED AT AND EXPORTED FROM STATIONS IN MIRS BAY.		TOTAL, CHINA TO CHINA.	
		Quantity.	Value.	Quantity.	Value.	Quantity.	Value.	Quantity.	Value.
Mats, Packing	Pieces	2,366,409	61,527	42,260	1,099	2,408,669	62,626
" Fish-drying	"	85,140	1,277	6,880	103	92,020	1,380
Meats, Dried and Salted	Piculs	165	3,309	165	3,309
Medicine Pills	"	260	25,978	260	25,978
" Tea	"	96	1,539	96	1,539
Medicines	"	648	5,505	352	2,994	1,000	8,499
Mirrors with Frames	Pieces	16,856	1,742	16,856	1,742
Oil, Ground-nut	Piculs	2,682	25,476	722	6,859	5	46	3,409	32,381
" Wood	"	221	1,436	7	48	228	1,484
" Peppermint	"	9	2,182	9	2,182
Olives	"	870	2,350	870	2,350
Oranges, Fresh	"	711	1,423	711	1,423
Palm Leaves	"	1,560	936	54	32	1,614	968
Paper, 1st Quality	"	559	8,390	999	14,988	1,558	23,378
" 2nd "	"	1,191	7,147	4,646	27,876	2	15	5,839	35,038
" Joss	"	6,671	33,355	3	14	6,674	33,369
" Scrolls	Pairs	19,618	2,354	19,618	2,354
Pickles	Piculs	339	1,016	339	1,016
Pigs	No.	2,790	19,530	851	5,957	2,558	17,906	6,199	43,393
Pottery, Earthenware	Piculs	6,195	13,010	76	160	6,271	13,170
Preserves	"	616	6,159	3	32	619	6,191
Rice	"	267	933	2,847	9,965	121	422	3,235	11,320
" Paddy	"	315	662	41	86	122	256	478	1,004
Rope, Bamboo	"	1,680	4,703	1,680	4,703
Salt	"	995,390	716,681	1,496,019	1,077,133	1,364	982	2,492,773	1,794,796
Samsu	"	334	2,002	86	515	420	2,517
Sauce	"	369	1,106	369	1,106
Seaweed and Agar-agar	"	492	1,722	492	1,722
Seed, Sesamum	"	281	1,294	281	1,294
Shoes and Boots, Silk and Cotton	Pairs	34,855	15,281	37,030	11,850	71,885	27,131
Silk Piece Goods	Piculs	124	72,048	124	72,048
" and Cotton Mixtures	"	53	10,019	53	10,019
Soy	"	604	1,690	604	1,690
Sugar, Brown	"	5,947	19,030	1,040	3,327	202	645	7,189	23,002
" White	"	2,626	14,705	2,626	14,705
Tea, Black	"	120	3,009	120	3,009
Timber, Beams, Hard-wood	Pieces	48	672	48	672
" Planks, Soft-wood	Sq. feet	996,750	21,928	996,750	21,928
" Logs, Hard-wood	Pieces	548	1,205	548	1,205
Tin-foil	Piculs	46	2,315	46	2,315
Tobacco, Leaf	"	1,622	14,596	398	3,578	2,020	18,174
" Prepared	"	369	8,863	369	8,863
Turnips, Dried and Salted	"	2,367	8,284	642	2,347	8	26	3,017	10,657
Vegetables, Fresh	"	17,669	17,668	203	203	667	667	18,539	18,538
" Dried	"	14	43	3,231	9,693	3,245	9,736
" Salted	"	6	10	13,817	22,108	13,823	22,118
Vinegar	"	1,331	1,331	1,331	1,331
Wood, Poles	Pieces	71,775	21,533	71,775	21,533
" Coffin	"	772	3,011	772	3,011
" Fragrant	Piculs	188	6,393	188	6,393
Woodware	"	968	8,232	5	46	4	33	977	8,311
Yeast	"	332	1,063	13	40	144	460	489	1,563
Sundries, Unenumerated	Value	...	17,355	...	4,684	...	1,399	...	23,438
TOTAL	Hk. Ts	...	1,607,389	...	1,714,558	...	35,417	...	3,357,364

SUMMARY.

NATIVE PRODUCE PASSING FROM CHINA TO CHINA BETWEEN THE FOLLOWING DISTRICTS OR PLACES.		PASSING STATIONS IN CANTON RIVER ESTUARY.	PASSING EAST COAST STATION.	IMPORTED AT AND EXPORTED FROM STATIONS IN MIRS BAY.	TOTAL, CHINA TO CHINA.	
		<i>Hk. Ta</i>	<i>Hk. Ta</i>	<i>Hk. Ta</i>	<i>Hk. Ta</i>	
福 建	Fuhkien... {	to 廣東省城 Canton	91,106	...	91,106
		,, 順 德 Shuntak	2,425	...	2,425
饒 平	Juping.....	to 廣東省城 Canton.....	...	5,760	...	5,760
澄 海	Chinghoi....	to 順 德 Shuntak	181,437	...	181,437
汕 頭	Swatow... {	to 廣東省城 Canton.....	...	5,760	...	5,760
		,, 順 德 Shuntak.....	...	14,555	...	14,555
		,, 電 白 Tinpak.....	...	4,124	...	4,124
		,, 遂 溪 Suikai.....	...	20,618	...	20,618
		,, 海 口 Hoihow.....	...	18,917	...	18,917
惠 來	Wailoi.....	to 順 德 Shuntak	13,987	...	13,987
陸 豐	Lukfung... {	to 廣東省城 Canton	310,960	...	310,960
		,, 順 德 Shuntak	284,465	...	284,465
海 豐	Hoifung... {	to 廣東省城 Canton	374,183	...	374,183
		,, 東莞 Tungkun	82	...	82
		,, 順 德 Shuntak	16,124	...	16,124
		,, 新 安 Sanon	18,144	...	18,144
歸 善	Kwaishin.. {	to 廣東省城 Canton	276,452	...	276,452
		,, 東莞 Tungkun	86	...	86
		,, 順 德 Shuntak	39,134	...	39,134
		,, 香 山 Heungshan	675	...	675
		,, 新 安 Sanon	13,861	...	13,861
		,, 陽 江 Yeungkong.....	...	259	...	259
番 禺	Punu.....	to 新 安 Sanon	2,490	2,490
廣東省城	Canton.... {	to 汕 頭 Swatow	187,285	187,285
		,, 陸 豐 Lukfung	6,761	6,761
		,, 海 豐 Hoifung	43,819	43,819
		,, 歸 善 Kwaishin	491	491
		,, 新 安 Sanon	6,828	6,828
		,, 電 白 Tinpak	25,278	25,278
		,, 陽 江 Yeungkong	1,129	1,129
東 莞	Tungkun.. {	to 歸 善 Kwaishin.....	37	37
		,, 新 安 Sanon	195,439	195,439
		,, 電 白 Tinpak	982	982
順 德	Shuntak... {	to 福 建 Fuhkien.....	189	189
		,, 饒 平 Juping.....	8,333	8,333
		,, 汕 頭 Swatow	10,262	10,262
		,, 惠 來 Wailoi.....	5,410	5,410
		,, 陸 豐 Lukfung	63,316	63,316
		,, 海 豐 Hoifung.....	69,727	69,727
		,, 歸 善 Kwaishin	21,137	21,137
		,, 新 安 Sanon	48,728	48,728

KOWLOON.

667

SUMMARY—Cont^d.

NATIVE PRODUCE PASSING FROM CHINA TO CHINA BETWEEN THE FOLLOWING DISTRICTS OR PLACES.		PASSING STATIONS IN CANTON RIVER ESTUARY.	PASSING EAST COAST STATION.	IMPORTED AT AND EXPORTED FROM STATIONS IN MIRS BAY.	TOTAL, CHINA TO CHINA.	
		<i>Hk. Tls</i>	<i>Hk. Tls</i>	<i>Hk. Tls</i>	<i>Hk. Tls</i>	
香 山	Heungshan {	to 陸 豐 Lukfung.....	2,513	2,513
		” 海 豐 Hoifung.....	5,358	5,358
		” 歸 善 Kwaishin.....	1,086	1,086
		” 新 安 Sanon.....	20,829	20,829
新 安	Sanon {	to 歸 善 Kwaishin.....	892	1,919	98	2,909
		” 番 禺 Punu.....	5,537	5,537
		” 廣 東 省 城 Canton.....	8,377	...	800	9,177
		” 東 莞 Tungkun.....	25,307	...	112	25,419
		” 順 德 Shuntak.....	7,530	1,355	1,253	10,138
		” 香 山 Heungshan.....	60,690	653	1,974	63,317
		” 新 安 Sanon.....	29,378	1,879	31,180	62,437
新 會	Sanui {	to 新 安 Sanon.....	2,974	2,974
		to 新 安 Sanon.....	22,427	22,427
電 白	Tinpak {	to 汕 頭 Swatow.....	...	7,613	...	7,613
		” 廣 東 省 城 Canton.....	713,250	713,250
陽 江	Yeungkong..	to 廣 東 省 城 Canton.....	3,600	3,600
遂 溪	Suikai.....	to 汕 頭 Swatow.....	...	8,025	...	8,025
TOTAL: NATIVE IMPORTS, CHINA TO CHINA.....		<i>Hk. Tls</i> 1,607,389	1,714,558	35,417	3,357,364	

TABLE No. V.—TRADE IN NATIVE PRODUCE.—Exports.

DESCRIPTION OF GOODS.	Classifier of Quantity.	PASSING STATIONS IN CANTON RIVER ESTUARY.		PASSING EAST COAST STATION.		EXPORTED FROM STATIONS IN MIRS BAY.		TOTAL EXPORTS.	
		Quantity.	Value.	Quantity.	Value.	Quantity.	Value.	Quantity.	Value.
			<i>Hk. Tls</i>		<i>Hk. Tls</i>		<i>Hk. Tls</i>		<i>Hk. Tls</i>
Alum, White	<i>Piculs</i>	66	99	9,452	14,177	9,518	14,276
" Green	"	1,439	1,727	1,439	1,727
Amber, Beads and Ware	"	5	2,396	5	2,396
Arsenic	"	376	2,069	376	2,069
Ashes, Straw and Paddy-husk	"	21,385	14,969	402	282	749	524	22,536	15,775
Bags, Gunny, Old	<i>Pieces</i>	4,092,159	204,608	3,300	165	4,095,459	204,773
" Grass and Straw	"	486,616	13,625	9,810	275	496,426	13,900
Bamboo Awnings	<i>Piculs</i>	1,152	3,803	1,152	3,803
" Baskets	<i>Value</i>	...	62,815	62,815
" Brooms	<i>Pieces</i>	232,402	13,944	232,402	13,944
" Combs	<i>Piculs</i>	1,178	24,732	1,178	24,732
" Split	"	60,245	180,734	60,245	180,734
" Shoots	"	1,007	5,035	1,007	5,035
Bamboos	<i>Pieces</i>	911,887	25,504	911,887	25,504
Bambooware	<i>Piculs</i>	1,891	12,478	1,891	12,478
Beancurd	"	10,763	64,578	10,763	64,578
Birdcages	<i>Pieces</i>	5,976	1,195	5,976	1,195
Boneware	<i>Piculs</i>	258	25,763	258	25,763
Books, Printed	"	1,251	33,777	1,251	33,777
Bran, Wheat	"	2,176	2,002	2,176	2,002
Brass Wire	"	84	2,466	84	2,466
Brass-foil	"	388	15,523	388	15,523
Brassware	"	2,898	107,243	2,898	107,243
Bricks, Blue	<i>Pieces</i>	666,740	2,700	666,740	2,700
" Red	"	61,956,867	433,698	12,200	85	61,969,067	433,783
Bristles	<i>Piculs</i>	7,690	292,227	7,690	292,227
Buttons, Brass	"	426	19,616	426	19,616
Cakes	"	104	1,088	20	209	124	1,297
Camphor	"	117	3,741	117	3,741
Candles	"	107	1,612	1	12	108	1,624
Candlewick	"	3,233	21,013	3,233	21,013
Canes	<i>Pieces</i>	8,092,920	121,394	8,092,920	121,394
Caps, Felt	"	4,244	764	4,244	764
" Silk	"	13,544	3,521	13,544	3,521
Carrying Sticks	"	15,214	2,282	15,214	2,282
Cassia Ligna	<i>Piculs</i>	24,176	241,764	24,176	241,764
" Broken	"	26,580	106,319	26,580	106,319
" Buds	"	1,453	13,078	1,453	13,078
" Twigs	"	996	897	996	897
Cattle	<i>Head</i>	3,188	38,256	5,368	64,416	8,556	102,672
Chalk	<i>Piculs</i>	2,264	2,264	2,264	2,264
" Prepared	"	1,611	17,720	1,611	17,720
Charcoal	"	14,438	21,657	3,945	5,918	3,665	5,497	22,048	33,072
Chestnuts	"	255	1,222	255	1,222
China-root	"	3,113	8,095	86	223	3,199	8,318
Chinaware, Fine	"	14,189	368,910	1	26	14,190	368,936
" Coarse	"	20,873	166,983	67,249	537,988	88,122	704,971
Chopsticks	"	1,345	6,726	1,345	6,726
Cinnabar	"	62	4,983	62	4,983
Clay	"	558,345	100,502	558,345	100,502
Clogs	<i>Pairs</i>	39,322	2,359	220	13	39,542	2,372
Cloth, Native (Nankeens)	<i>Piculs</i>	2,654	111,457	232	9,757	1	23	2,887	121,237
Clothing, Cotton	"	560	39,222	560	39,222
" Grasscloth	"	93	13,928	93	13,928
" Silk	"	544	326,136	544	326,136
" Old	"	50	8,192	50	8,192
Coal	<i>Tons</i>	521	3,647	521	3,647
Coir and Coirware	<i>Piculs</i>	838	6,454	838	6,454
Copper, Old	"	410	5,741	410	5,741

TABLE No. V.—TRADE IN NATIVE PRODUCE.—Exports—Cont^d

DESCRIPTION OF GOODS	Classifier of Quantity.	PASSING STATIONS IN CANTON RIVER ESTUARY.		PASSING EAST COAST STATION.		EXPORTED FROM STATIONS IN MIRS BAY.		TOTAL EXPORTS.	
		Quantity.	Value.	Quantity.	Value.	Quantity.	Value.	Quantity.	Value.
Cornelianware.....	<i>Piculs</i>	3	1,290	3	1,290
Cotton Cord and Thread.....	"	853	27,295	853	27,295
" Ribbons.....	"	32	2,064	32	2,064
" Rags.....	"	21,021	63,063	11	34	21,032	63,097
Cushions and Pillows.....	<i>Pieces</i>	109,724	20,063	380	76	110,104	20,139
Cuttle-fish.....	<i>Piculs</i>	16	500	4,597	147,119	19	608	4,632	148,227
Dressing-cases.....	<i>Pieces</i>	6,137	6,137	6,137	6,137
Drums.....	"	9,132	5,479	9,132	5,479
Dye-stuff.....	<i>Piculs</i>	1,297	2,594	1,297	2,594
Eggs, Fresh.....	<i>Pieces</i>	700	7	8,096,184	76,914	8,096,884	76,921
" Preserved.....	"	6,400	70	36,149	398	42,549	468
Embroidered Goods.....	"	1,232	1,593	1,232	1,593
Fans, Fancy.....	"	11,846	5,923	11,846	5,923
" Feather.....	"	45,119	11,731	45,119	11,731
" Gauze.....	"	3,783	567	3,783	567
" Palm-leaf, Trimmed.....	"	3,515,382	84,369	3,515,382	84,369
" " Untrimmed.....	"	3,366,625	16,833	3,366,625	16,833
" Paper.....	"	487,575	17,553	15,990	576	503,565	18,129
" Silk.....	"	10,645	2,661	10,645	2,661
Feather Dusters.....	"	232,157	9,286	232,157	9,286
Feathers, Duck, Fowl, etc.....	<i>Piculs</i>	23,959	359,389	1	13	23,960	359,402
Fire-crackers and Fireworks.....	"	85,492	1,196,882	570	7,985	1	11	86,063	1,204,878
Firewood.....	"	881,122	352,449	62,112	24,845	22,578	9,031	965,812	386,325
Fish, Fresh.....	"	50	270	160	863	210	1,133
" Dried and Salt.....	"	670	4,357	11,759	76,432	2,784	18,097	15,213	98,886
" in Brine.....	"	155	543	219	768	374	1,311
" Maws.....	"	3	257	3	257
" Skins.....	"	5	93	1	26	6	119
" Glue.....	"	26	3,423	26	3,423
Fishing Nets.....	"	194	7,744	23	907	217	8,651
Flour, Rice.....	"	1,366	4,098	1,366	4,098
" Wheat.....	"	2,327	9,306	2,327	9,306
" Bean.....	"	712	3,203	712	3,203
" Water-chestnut.....	"	663	4,973	663	4,973
" Yam.....	"	343	1,199	51	177	5	16	399	1,392
Flowers, Artificial.....	"	179	46,480	179	46,480
Fruit, Fresh, Unclassed.....	"	38,307	57,461	5	7	18	28	38,330	57,496
" Dried and Salted, Unclassed.....	"	1,373	7,551	1,373	7,551
" Preserved, in Tins.....	"	4,055	60,829	4,055	60,829
Furniture.....	<i>Value</i>	...	60,510	60,510
Garlic.....	<i>Piculs</i>	28,059	50,506	14,426	25,967	42,485	76,473
Gauntlets, Straw.....	<i>Pairs</i>	526,813	13,170	526,813	13,170
Ginger, Ground.....	<i>Piculs</i>	390	2,731	390	2,731
Ginseng, Beard and Refuse.....	"	9	315	9	315
" Re-clarified.....	"	9	3,466	9	3,466
Glass Bangles and Beads.....	"	173	3,231	173	3,231
" or Vitrified Ware.....	"	4,636	92,727	4,636	92,727
Gold, Cow.....	"	213	2,988	213	2,988
Gold Leaf, Real.....	<i>Sheets</i>	10,727,000	48,272	10,727,000	48,272
" Thread, Imitation.....	<i>Piculs</i>	79	7,866	79	7,866
Grass.....	"	11,187	27,966	11,187	27,966
Grasscloth, Fine.....	"	166	29,952	166	29,952
" Coarse.....	"	217	17,378	1	92	218	17,470
Ground-nut Cake.....	"	255	407	6,924	11,078	7,179	11,485
Ground-nuts.....	"	64	247	351	1,350	1	4	416	1,601
Hats, Straw.....	<i>Pieces</i>	28,995	5,219	28,995	5,219
Hemp.....	<i>Piculs</i>	632	4,552	95	684	727	5,236
" Skin.....	"	483	1,930	17	68	500	1,998
" Twine and Thread.....	"	5,786	60,111	5,786	60,111

TABLE No. V.—TRADE IN NATIVE PRODUCE.—Exports—Contd.

DESCRIPTION OF GOODS.	Classifier of Quantity.	PASSING STATIONS IN CANTON RIVER ESTUARY.		PASSING EAST COAST STATION.		EXPORTED FROM STATIONS IN MIRS BAY.		TOTAL EXPORTS.	
		Quantity.	Value.	Quantity.	Value.	Quantity.	Value.	Quantity.	Value.
			<i>Hk. Ts</i>		<i>Hk. Ts</i>		<i>Hk. Ts</i>		<i>Hk. Ts</i>
Hides, Cow and Buffalo.....	<i>Piculs</i>	249	2,864	12	139	261	3,003-
" " " Cuttings.....	"	948	4,267	948	4,267
Horns, Deer, Young.....	<i>Pairs</i>	182	15,470	182	15,470
" " Cow and Buffalo.....	<i>Piculs</i>	2,342	21,078	2,342	21,078
Hornware.....	"	278	27,762	278	27,762
Indigo, Dried.....	"	81	1,620	81	1,620
" " Liquid.....	"	393	1,886	393	1,886
Ink, China.....	"	1,034	62,065	20	1,199	1,054	63,264
Inkstones.....	<i>Pieces</i>	23,963	4,313	23,963	4,313
Iron Nails.....	<i>Piculs</i>	89	535	89	535
" " Old.....	"	362	651	362	651
" " Pans.....	"	4,713	25,920	256	1,409	13	70	4,982	27,399
" " Wire.....	"	209	1,985	209	1,985
Ironware.....	"	5,486	49,376	1	6	25	229	5,512	49,611
Ivoryware.....	"	10	6,325	10	6,325
Jadestoneware.....	<i>Pieces</i>	5,752	3,735	5,752	3,735
Joss Ornaments.....	"	1,817,120	27,257	1,817,120	27,257
" " Sticks.....	<i>Piculs</i>	16,556	57,947	14	48	16,570	57,995
Joss-stick Powder.....	"	9,733	11,680	9,733	11,680
Kerosene Tins, Old.....	<i>Pieces</i>	140,474	5,619	976	39	141,450	5,658
Lacquerware.....	<i>Piculs</i>	257	6,679	257	6,679
Lampblack.....	"	420	2,943	86	601	506	3,544
Lamps.....	<i>Pieces</i>	72,172	11,033	72,172	11,033
Lampwick, Cotton.....	<i>Piculs</i>	24	757	24	757
" " Grass.....	"	145	3,619	145	3,619
Lard.....	"	20,347	162,773	20,347	162,773
Lead, Red.....	"	21	187	21	187
" " White.....	"	847	6,356	847	6,356
" " Yellow.....	"	325	2,985	325	2,985
Leather, Black.....	"	788	19,699	33	825	821	20,524
" " Trunks.....	"	1,080	43,186	108	4,301	1,188	47,487
Leatherware.....	"	59	2,253	26	1,014	85	3,267
Lichees, Dried.....	"	7,869	75,545	7,869	75,545
Lime.....	"	24,826	8,937	15	6	24,841	8,943
Limestone.....	"	603,966	42,278	603,966	42,278
Lung-ngan Pulp.....	"	52	930	52	930
Lung-ngans, Dried.....	"	1,232	12,322	1	11	1,233	12,333
Marble Slabs.....	"	647	3,233	647	3,233
Mats, Bamboo and Rattan.....	<i>Pieces</i>	3,036	4,858	3,036	4,858
" " Straw.....	"	88,899	7,997	40	4	88,899	8,001
" " Packing.....	"	4,914,095	176,907	4,914,095	176,907
" " Fish-drying.....	"	181,382	2,721	181,382	2,721
Matting.....	<i>Rolls</i>	219,001	985,505	219,001	985,505
Meats, Dried and Salted.....	<i>Piculs</i>	5,739	200,854	6	210	7	249	5,752	201,313
" " Preserved, in Tins.....	"	2,720	100,636	2,720	100,636
Medicine Pills.....	"	1,999	199,909	1,999	199,909
" " Powder.....	"	26	3,857	26	3,857
" " Tea.....	"	1,220	19,520	1,220	19,520
Medicines.....	"	4,458	26,746	56	334	4,514	27,080
Mirrors with Frames.....	<i>Pieces</i>	96,861	7,531	96,861	7,531
" " without Frames.....	<i>Piculs</i>	170	4,071	170	4,071
Molasses.....	"	1,510	2,265	882	1,322	2,392	3,587
Mother-of-pearlware.....	"	31	14,366	31	14,366
Mushrooms.....	"	494	29,668	494	29,668
Musical Instruments.....	<i>Pieces</i>	28,172	9,007	28,172	9,007
Needles.....	<i>Piculs</i>	29	4,362	29	4,362
Oars, Unfinished.....	<i>Pieces</i>	11,431	3,658	11,431	3,658
Ochre, Red.....	<i>Piculs</i>	914	2,286	914	2,286
" " Yellow.....	"	1,492	2,238	1,492	2,238

TABLE No. V.—TRADE IN NATIVE PRODUCE.—Exports—Cont^d.

DESCRIPTION OF GOODS.	Classifier of Quantity.	PASSING STATIONS IN CANTON RIVER ESTUARY.		PASSING EAST COAST STATION.		EXPORTED FROM STATIONS IN MIRS BAY.		TOTAL EXPORTS.	
		Quantity.	Value.	Quantity.	Value.	Quantity.	Value.	Quantity.	Value.
			<i>Hk. Ta</i>		<i>Hk. Ta</i>		<i>Hk. Ta</i>		<i>Hk. Ta</i>
Oil, Ground-nut.....	<i>Piculs</i>	715	7,152	17,393	173,934	152	1,519	18,260	182,605
" Sesamum Seed.....	"	44	662	44	662
" Tea.....	"	49	442	7	63	56	505
" Wood.....	"	179	1,286	5	34	184	1,320
" Camphor.....	"	5	80	5	80
" Cassia-leaf.....	"	8	1,504	8	1,504
" Peppermint.....	"	167	41,800	167	41,800
" Sandalwood.....	"	3	1,067	3	1,067
Olives.....	"	4,877	13,168	4,877	13,168
" without Stones.....	"	5,875	26,436	5,875	26,436
Onions.....	"	1,580	3,159	1,580	3,159
Opium Lamps.....	<i>Pieces</i>	83,348	16,670	83,348	16,670
" Pipe Bowls.....	"	285,516	19,986	285,516	19,986
" Pipes.....	<i>Value</i>	...	1,123	1,123
Oranges, Fresh.....	<i>Piculs</i>	861	1,722	861	1,722
Ornaments.....	<i>Pieces</i>	11,554	2,686	11,554	2,686
Oysters, Dried.....	<i>Piculs</i>	1,832	62,301	9	309	1,841	62,610
Paints, Assorted.....	"	253	1,820	253	1,820
Paper, 1st Quality.....	"	9,683	145,241	104	1,556	9,787	146,797
" 2nd ".....	"	37,005	221,964	929	5,573	1	4	37,935	227,541
" Joss.....	"	31,006	155,029	31,006	155,029
" Oiled.....	"	25	245	25	245
" Pith.....	"	7	1,094	7	1,094
" Scrolls.....	<i>Pairs</i>	316,361	37,963	316,361	37,963
" Spills.....	<i>Piculs</i>	4,401	21,125	4,401	21,125
Pears, Fresh.....	"	1,347	4,040	1,347	4,040
Peel, Orange.....	"	176	1,762	176	1,762
Pens, Chinese.....	<i>Pieces</i>	4,825,206	48,252	70,210	702	4,895,416	48,954
Persimmons, Dried.....	<i>Piculs</i>	491	2,455	7,940	39,699	8,431	42,154
Pewterware.....	"	205	6,567	1	27	206	6,594
Pickles.....	"	7,883	23,650	7,883	23,650
Pictures, Paper.....	<i>Pieces</i>	258,311	41,329	258,311	41,329
Pigs.....	<i>No.</i>	4,854	41,259	30,206	256,751	25,968	220,728	61,028	518,738
Pipes, Brass.....	<i>Pieces</i>	9,721	6,805	9,721	6,805
Plums, Dried and Salted.....	<i>Piculs</i>	280	2,019	11	78	291	2,097
Potash.....	"	3,621	8,510	3,621	8,510
Potatoes.....	"	23,383	58,459	23,383	58,459
" Sweet.....	"	1,828	1,828	1,238	1,238	3,066	3,066
Pottery, Earthenware.....	"	105,847	222,279	220	463	106,067	222,742
Poultry.....	<i>No.</i>	57,430	12,060	46,518	9,769	770	162	104,718	21,991
Prawns and Shrimps, Dried.....	<i>Piculs</i>	58	1,451	1,045	26,135	31	775	1,134	28,361
Preserves.....	"	1,262	13,255	1,262	13,255
Purses.....	<i>Pieces</i>	162,748	9,996	162,748	9,996
Rattan Pith.....	<i>Piculs</i>	14,985	97,400	14,985	97,400
Rattans.....	"	195	977	195	977
" Split.....	"	729	10,938	729	10,938
Rattanware.....	"	109	1,094	109	1,094
Resin.....	"	2,759	12,417	51	228	2,810	12,645
Rice.....	"	44,445	155,556	44,445	155,556
" Paddy.....	"	22	46	22	46
Rope, Bamboo.....	"	1,915	5,363	1,915	5,363
" Hemp.....	"	1,010	9,599	1,010	9,599
" Straw.....	"	1,702	2,553	1,702	2,553
Rouge.....	"	53	1,155	53	1,155
Salt.....	"	481,149	346,428	481,149	346,428
Samshu.....	"	102,375	460,688	6	27	3	13	102,384	460,728
" Medicated.....	"	151	1,512	151	1,512
Sauces.....	"	1,228	3,685	1	4	1,229	3,689
Scales with Weights.....	<i>Pieces</i>	2,883	7,208	2,883	7,208

TABLE No. V.—TRADE IN NATIVE PRODUCE.—Exports—Cont^d

DESCRIPTION OF GOODS.	Classifier of Quantity.	PASSING STATIONS IN CANTON RIVER ESTUARY.		PASSING EAST COAST STATION.		EXPORTED FROM STATIONS IN MIRS BAY.		TOTAL EXPORTS.	
		Quantity.	Value.	Quantity.	Value.	Quantity.	Value.	Quantity.	Value.
Scales, Money (Hand-scales).....	<i>Pieces</i>	28,474	5,125	28,474	5,125
Seaweed and Agar-agar.....	<i>Piculs</i>	35	106	694	2,081	729	2,187
Seed, Bird.....	"	729	2,334	729	2,334
" Flower and Vegetable.....	"	388	2,345	388	2,345
" Lily Flower, or Lotus-nuts.....	"	11	239	11	239
" Melon.....	"	884	5,834	884	5,834
" Olive.....	"	332	4,712	9	126	341	4,838
" Sesamum.....	"	154	709	154	709
" Pulp, Melon.....	"	591	10,641	591	10,641
Sharks Fins, Black.....	"	261	6,275	261	6,275
" White.....	"	1	46	1	46
" Clarified.....	"	12	1,298	12	1,298
Shoes and Boots, Silk and Cotton.....	<i>Pairs</i>	840,107	658,027	44,871	34,628	884,978	692,655
" Straw.....	"	352,954	25,413	352,954	25,413
Shrimp Sauce and Paste.....	<i>Piculs</i>	535	2,566	140	674	675	3,240
Silk, Raw, White.....	"	219	76,703	219	76,703
" Yellow.....	"	10	2,699	10	2,699
" Wild.....	"	266	25,232	266	25,232
" Cocoons, Whole.....	"	437	28,421	437	28,421
" Refuse.....	"	4,579	238,090	4,579	238,090
" Piece Goods.....	"	1,478	709,546	1,478	709,546
" Embroidery.....	"	227	238,444	227	238,444
" and Cotton Mixtures.....	"	271	51,547	271	51,547
" Floss.....	"	19	8,433	19	8,433
" Tassels.....	"	9	3,283	9	3,283
" Fish-lines.....	"	32	11,333	32	11,333
" Thread.....	"	135	56,603	135	56,603
" Cord.....	"	39	12,857	39	12,857
" Ribbons.....	"	33	18,547	33	18,547
" Handkerchiefs.....	"	50	28,109	50	28,109
Silver Thread, Imitation.....	"	50	6,022	50	6,022
Silverware.....	"	8	15,827	8	15,827
Skin (Fur) Clothing, Sundry.....	<i>Pieces</i>	385	3,515	385	3,515
Snakes and Lizards, Dried.....	"	42,867	9,859	42,867	9,859
Soy.....	<i>Piculs</i>	3,112	8,713	1	3	3,113	8,716
Spectacles.....	<i>Pairs</i>	65,562	6,556	65,562	6,556
Stones, Grinding.....	<i>Piculs</i>	6,303	9,455	6,303	9,455
Sugar, Brown.....	"	17,670	63,611	22,914	82,491	1,368	4,924	41,952	151,026
" White.....	"	775	4,028	775	4,028
" Cane.....	"	217,228	108,614	217,228	108,614
Tallow, Animal.....	"	282	2,312	282	2,312
Taro.....	"	8,593	8,593	8,593	8,593
Tea, Black.....	"	17,865	303,707	17	281	17,882	303,988
" Coarse.....	"	883	6,185	3	24	886	6,209
" Green.....	"	2,915	58,302	2,915	58,302
" Dust.....	"	314	784	314	784
" Stalk.....	"	1,152	5,530	1,152	5,530
" Seed Cake.....	"	5,467	6,560	19	23	5,486	6,583
Teapots in Cases.....	<i>Pieces</i>	73,762	18,441	73,762	18,441
Theatrical and Processional Effects.....	<i>Value</i>	...	1,585	1,585
Tiles, Floor.....	<i>Pieces</i>	1,681,495	57,171	1,681,495	57,171
" Roof.....	"	10,579,968	44,436	10,579,968	44,436
Timber, Planks, Hard-wood.....	"	918	1,652	918	1,652
" Soft-wood.....	<i>Sq. feet</i>	9,454,372	283,631	9,454,372	283,631
" Camphor-wood.....	<i>Pieces</i>	7,702	16,174	1,883	3,954	728	1,529	10,313	21,657
" Logs, Hard-wood.....	"	838	1,508	838	1,508
" Camphor-wood.....	"	2,356	3,770	931	1,490	3,287	5,260
Tin-foil.....	<i>Piculs</i>	140	8,406	85	5,105	225	13,511
Tinplateware.....	"	614	7,369	38	461	652	7,830

TABLE No. V.—TRADE IN NATIVE PRODUCE.—Exports—Cont^d.

DESCRIPTION OF GOODS.	Classifier of Quantity.	PASSING STATIONS IN CANTON RIVER ESTUARY.		PASSING EAST COAST STATION.		EXPORTED FROM STATIONS IN MIRS BAT.		TOTAL EXPORTS.	
		Quantity.	Value.	Quantity.	Value.	Quantity.	Value.	Quantity.	Value.
			<i>Hk. Ts</i>		<i>Hk. Ts</i>		<i>Hk. Ts</i>		<i>Hk. Ts</i>
Tobacco, Leaf.....	<i>Piculs</i>	350	4,205	350	4,205
" Prepared.....	"	27,268	490,816	27,268	490,816
" Stalk.....	"	1,004	2,509	1,004	2,509
Tooth-brushes.....	<i>Pieces</i>	265,659	5,313	265,659	5,313
Toys.....	<i>Value</i>	...	2,415	2,415
Turmeric.....	<i>Piculs</i>	354	1,062	354	1,062
Turnips, Dried and Salted.....	"	35,050	96,387	5,800	15,950	1	2	40,851	112,339
Umbrellas, Cotton.....	<i>Pieces</i>	3,179	1,335	3,179	1,335
" Paper (Kittysols).....	"	2,134,976	213,498	7,355	736	2,142,331	214,234
Vegetables, Fresh.....	<i>Piculs</i>	33,032	33,032	21,242	21,242	5	5	54,279	54,279
" Dried.....	"	2,297	6,892	768	2,304	3,065	9,196
" Salted.....	"	10,545	16,872	1,930	3,088	1	1	12,476	19,961
" Preserved, in Tins.....	"	2,690	48,427	2,690	48,427
Vermicelli and Macaroni.....	"	3,679	25,753	431	3,014	2	12	4,112	28,779
Vermilion.....	"	40	3,579	40	3,579
Vinegar.....	"	2,762	2,762	1	1	2,763	2,763
Wood, Poles.....	<i>Pieces</i>	521,165	156,350	521,165	156,350
" Coffin.....	"	5,507	7,434	5,507	7,434
" Fragrant.....	<i>Piculs</i>	129	4,372	3	95	132	4,467
Wooden Boxes.....	<i>Pieces</i>	52,799	38,015	52,799	38,015
" Chopping-blocks.....	<i>Piculs</i>	2,178	5,663	2,178	5,663
" Combs.....	"	708	11,681	708	11,681
" Mills.....	<i>Pieces</i>	2,194	5,266	2,194	5,266
Woodware.....	<i>Piculs</i>	5,529	46,994	20	169	5,549	47,163
Yams.....	"	2,175	3,915	2,175	3,915
Yeast.....	"	3,967	12,696	71	228	4,038	12,924
Sundries, Unenumerated.....	<i>Value</i>	...	15,613	...	1,712	...	227	...	17,552
TOTAL.....	<i>Hk. Ts</i>	...	15,337,809	...	2,078,486	...	266,279	...	17,682,574

SUMMARY.

EXPORTED TO HONGKONG FROM THE FOLLOWING DISTRICTS OR PLACES.		PASSING STATIONS IN CANTON RIVER ESTUARY.	PASSING EAST COAST STATION.	EXPORTED FROM STATIONS IN MIRS BAY.	TOTAL EXPORTS TO HONGKONG.
		<i>Hk. Ts.</i>	<i>Hk. Ts.</i>	<i>Hk. Ts.</i>	<i>Hk. Ts.</i>
浙	江 Chehkiang.....	...	1,084	...	1,084
福	建 Fuhkien.....	...	74,096	...	74,096
黃	岡 Wongkong.....	...	2,296	...	2,296
東	隴 Tunglung.....	...	353,281	...	353,281
汕	頭 Swatow.....	...	256,359	...	256,359
埔	海 Tsinghoi.....	...	455	...	455
神	泉 Shantsun.....	...	70,348	...	70,348
東	港 Tungkong.....	...	1,675	...	1,675
陸	豐 Lukfung.....	...	885	...	885
甲	子 Kaptsz.....	...	145,224	...	145,224
碣	石 Kitshik.....	...	90,886	...	90,886
烏	壩 Uhom.....	...	39,377	...	39,377
湖	東 Utung.....	...	19,719	...	19,719
海	豐 Hoifung.....	...	62,931	...	62,931
長	沙 Cheungsha.....	...	257,575	...	257,575
汕	尾 Shanmi.....	...	195,193	...	195,193
歸	善 Kwaishin.....	...	31,207	...	31,207
凹	頭 Autow.....	...	92,822	...	92,822
稔	山 Namshan.....	...	51,281	...	51,281
平	海 Pinghoi.....	...	272,770	...	272,770
大	洲 Taichow.....	...	33,565	...	33,565
淡	水 Taushui.....	...	1,385	...	1,385
增	城 Tsangshing.....	102,512	102,512
新	塘 Santong.....	170,597	170,597
番	禺 Punu.....	344,959	344,959
沙	灣 Shawan.....	9,485	9,485
南	海 Namhoi.....	192	192
廣	東省城 Canton.....	8,064,548	8,064,548
九	江 Kowkong.....	54	54
石	灣 Shikwan.....	423,636	423,636
東	莞 Tungkup.....	191,429	191,429
石	龍 Shiklung.....	235,924	235,924
太	平 Taiping.....	904,338	904,338
東	莞城 Tungkunshing.....	572,754	572,754
順	德 Shuntak.....	13,118	13,118
陳	村 Chantsun.....	3,878,883	3,878,883
香	山 Heungshan.....	6,710	6,710
下	柵 Hachak.....	1,439	1,439

KOWLOON.

675

SUMMARY—Cont^d.

EXPORTED TO HONGKONG FROM THE FOLLOWING DISTRICTS OR PLACES.		PASSING STATIONS IN CANTON RIVER ESTUARY.	PASSING EAST COAST STATION.	EXPORTED FROM STATIONS IN MIRS. BAY.	TOTAL EXPORTS TO HONGKONG.
		<i>Hk. Tls</i>	<i>Hk. Tls</i>	<i>Hk. Tls</i>	<i>Hk. Tls</i>
南	蕪 Namlong.....	1,268	1,268
石	岐 Shikki.....	160,000	160,000
新	安 Sanon.....	90,229	8,114	...	98,343
茅	洲 Mauchow.....	35,973	35,973
南	頭 Nantow.....	17,692	17,692
西	鄉 Saiheung.....	14,287	14,287
深	圳 Shamchun.....	96,263	96,263
沙	頭角 Shatowkok.....	27,835	27,835
沙	魚涌 Shaichung.....	238,444	238,444
大	鵬 Taipang.....	...	15,958	...	15,958
江	門 Kongmoon.....	193	193
陽	江城 Yeungkongshing.....	1,326	1,326
TOTAL NATIVE EXPORTS.... <i>Hk. Tls</i>		15,337,809	2,078,486	266,279	17,682,574

TABLE No. VI.—TRANSIT TRADE.

Nil.

TABLE No. VII.—DUTIES.

a.—Duties paid under each Flag, for the Year ended 31st December 1902.

FLAG.	IMPORT.	EXPORT.	COAST TRADE.	TONNAGE.	TRANSIT.	OPIUM LIKIN.	TOTAL.
	<i>Hk. \$m.c.c.</i>	<i>Hk. \$m.c.c.</i>	<i>Hk. \$m.c.c.</i>	<i>Hk. \$m.c.c.</i>	<i>Hk. \$m.c.c.</i>	<i>Hk. \$m.c.c.</i>	<i>Hk. \$m.c.c.</i>
Chinese	90,962.4.6.1	19,769.8.1.8	110,732.2.7.9
On Opium.....	27,262.7.6.3	72,700.7.0.0	99,963.4.6.3
TOTAL.....	118,225.2.2.4	19,769.8.1.8	72,700.7.0.0	210,695.7.4.2
FLAG.	IMPORT LIKIN.	EXPORT LIKIN.	IMPORT CHING-FEL.	EXPORT CHING-FEL.	TOTAL.	GRAND TOTAL.	
	<i>Local \$m.c.c.</i>	<i>Local \$m.c.c.</i>	<i>Local \$m.c.c.</i>	<i>Local \$m.c.c.</i>	<i>Local \$m.c.c.</i>	<i>\$m.c.c.</i>	
Chinese	91,991.5.7.1	21,934.9.5.3	29,354.5.8.6	2,099.5.8.4	145,380.6.9.4	256,112.9.7.3	
On Opium.....	99,963.4.6.3	
TOTAL.....	91,991.5.7.1	21,934.9.5.3	29,354.5.8.6	2,099.5.8.4	145,380.6.9.4	356,076.4.3.6	

Note.—Granary Tax collected on Rice and Paddy exported abroad during 1902, *Local \$m.c.c.* 26,670.3.4.3

b.—Comparative Table of Duties collected, for the Years 1893 to 1902.

YEARS.	IMPORT (exclusive of Opium).	EXPORT (exclusive of Opium).	COAST TRADE (exclusive of Opium).	OPIUM (Import, Export, and Coast Trade).	TONNAGE.	TRANSIT.	OPIUM LIKIN.	TOTAL.
	<i>Hk. \$m.c.c.</i>	<i>Hk. \$m.c.c.</i>	<i>Hk. \$m.c.c.</i>	<i>Hk. \$m.c.c.</i>	<i>Hk. \$m.c.c.</i>	<i>Hk. \$m.c.c.</i>	<i>Hk. \$m.c.c.</i>	<i>Hk. \$m.c.c.</i>
1893.....	159,342.9.7.7	17,089.6.7.8	...	27,503.8.4.8	73,343.5.9.0	277,280.0.9.3
1894.....	165,179.5.1.9	18,999.5.6.9	...	19,249.5.0.0	51,332.0.0.0	254,760.5.8.8
1895.....	148,843.3.2.2	19,380.1.3.5	...	15,929.4.7.5	42,478.6.0.0	226,631.5.3.2
1896.....	141,628.7.7.4	36,850.1.5.6	...	12,457.8.4.9	33,220.9.3.0	224,157.7.0.9
1897.....	145,487.8.0.8	30,594.7.4.7	...	14,135.3.4.4	37,694.2.5.0	227,912.1.4.9
1898.....	111,849.5.9.2	21,669.7.6.0	...	11,596.3.1.3	30,923.5.0.0	176,039.1.6.5
1899.....	98,437.0.3.1	16,389.4.9.8	...	15,442.3.6.9	41,179.6.5.0	171,448.5.4.8
1900.....	74,095.4.7.4	22,867.9.3.4	...	13,770.0.7.5	36,720.2.0.0	147,453.6.8.3
1901.....	83,061.8.0.0	28,915.7.2.6	...	20,578.6.6.9	54,876.4.5.0	187,432.6.4.5
1902.....	90,962.4.6.1	19,769.8.1.8	...	27,262.7.6.3	72,700.7.0.0	210,695.7.4.2
YEARS.	IMPORT LIKIN.	EXPORT LIKIN.	IMPORT CHING-FEL.	EXPORT CHING-FEL.	TOTAL.	GRAND TOTAL.		
	<i>Local \$m.c.c.</i>	<i>Local \$m.c.c.</i>	<i>Local \$m.c.c.</i>	<i>Local \$m.c.c.</i>	<i>Local \$m.c.c.</i>	<i>\$m.c.c.</i>		
1893.....	81,339.8.3.9	47,703.9.4.4	99,651.0.2.8	...	228,694.8.1.1	505,974.9.0.4		
1894.....	73,628.5.6.3	46,360.9.2.2	119,357.3.2.4	...	239,346.8.0.9	494,107.3.9.7		
1895.....	85,694.1.1.5	52,928.6.0.7	177,306.6.2.3	...	315,929.3.4.5	542,560.8.7.7		
1896.....	91,128.0.8.0	59,575.3.1.4	204,341.7.2.2	...	355,045.1.1.6	579,202.8.2.5		
1897.....	103,864.2.0.9	58,433.6.5.7	127,568.0.1.2	3,923.4.1.2	293,789.2.9.0	521,701.4.3.9		
1898.....	102,296.5.1.9	54,277.0.2.0	56,136.8.1.7	5,673.0.3.7	218,383.3.9.3	394,422.5.5.8		
1899.....	103,766.8.5.4	53,091.0.6.1	51,906.5.9.8	2,877.7.0.2	211,642.2.1.5	383,090.7.6.3		
1900.....	92,837.3.7.6	37,647.4.8.1	68,272.2.8.7	3,813.5.3.6	202,570.6.8.0	350,024.3.6.3		
1901.....	104,325.9.6.1	28,772.0.9.6	81,526.9.4.8	2,392.7.6.7	217,017.7.7.2	404,450.4.1.7		
1902.....	91,991.5.7.1	21,934.9.5.3	29,354.5.8.6*	2,099.5.8.4	145,380.6.9.4	356,076.4.3.6		

Note.—Granary Tax collected on Rice and Paddy exported abroad during 1902, *Local \$m.c.c.* 26,670.3.4.3

* Ching-fel on Kerosene Oil.....*Local \$m.c.c.* 14,169.4.0.3
 " " Piece Goods....." 668.0.4.8
 " " Cotton and Yarn....." 1,230.3.8.2
 " " Wax....." 1,658.0.7.4
 " " Matches....." 639.7.8.8
 " " Coal....." 9,988.8.9.1

B.—SPECIAL TABLES.

TABLE No. 1a.—IMPORT TRADE.

Comparative Table of the principal Articles of Import, for the Years 1897 to 1902.

DESCRIPTION OF GOODS.	Classifier of Quantity.	1897.	1898.	1899.	1900.	1901.	1902.
OPIUM.							
Malwa	<i>Piculs</i>	249	206	339	289	432	389
Patna.....	"	213	171	167	162	244	313
Benares.....	"	1	4	9	7	10	2
Persian	"	8	5	4
COTTON GOODS.							
Shirtings, Grey, Plain.....	<i>Pieces</i>	1,596	1,730	826	335	696	351
" White, "	"	4,908	3,787	2,380	1,748	2,146	2,465
Drills, English and American	"	1,669	2,878	1,948	346	391	199
T-Cloths.....	"	3,401	3,037	1,751	937	1,717	1,391
Cambrics, Lawns, and Muslins	"	2,500	6,332	272	82	111	181
Chintzes and Furnitures	"	2,019	1,369	1,251	144	195	148
Cotton Italians, Plain and Figured	"	490	382	81	63	171	64
Shirtings, Dyed, Figured.....	"	5,107	7,459	319	85	181	37
" " Plain	"	8,727	10,893	2,512	930	999	744
Velvets	"	148	239	87	38	42	34
Cotton Yarn, Indian.....	<i>Piculs</i>	33,340	113,306	133,168	144,558	146,152	19,140
" Thread	"	166	208	156	150	199	438
WOOLLEN AND COTTON MIXTURES.							
Lustres and Orleans, Plain and Figured...	<i>Pieces</i>	1,115	1,111	184	99	38	10
Union and Poncho Cloth.....	"	...	28
WOOLLEN GOODS.							
Camlets, English.....	<i>Pieces</i>	385	202	81	146	50	16
Cloth, Broad, Medium, and Habit.....	"	2,291	2,207	44	1	8	6
Flannel.....	"	21	312	63	2
Lastings	"	200	77	39	75	42	18
Long Ells.....	"	220	329	107	45	57	51
Spanish Stripes	"	2,482	1,223	27	9	8	16
METALS.							
Copper, Sheets and Plates	<i>Piculs</i>	308	214	98	640	58	172
" Old.....	"	1,593	198	314	8	...	164
Iron, Bars.....	"	33,806	33,979	44,608	27,075	29,684	24,460
" Hoops.....	"	6,157	10,480	6,417	3,506	4,364	3,634
" Nail-rod.....	"	42,454	42,980	40,910	31,236	42,482	41,252
" Pig and Kentledge.....	"	1,663	4,072	5,393	4,848	3,232	8,066
" Sheets and Plates.....	"	4,910	7,398	14,321	9,773	7,945	5,975

Comparative Table of the principal Articles of Import—Cont^d.

DESCRIPTION OF GOODS.	Classifier of Quantity.	1897.	1898.	1899.	1900.	1901.	1902.
Iron Wire	<i>Piculs</i>	5,061	5,637	7,304	4,588	8,155	9,512
" Unclassed	"	706	643	941	1,324	1,053	1,299
" Old	"	62,517	70,948	72,577	56,751	64,065	44,455
Lead, in Pigs	"	41,374	40,622	40,052	28,574	38,404	5,628
Steel, Bars	"	4,728	2,833	2,677	2,158	2,602	2,776
Tin, Slabs	"	2,979	2,307	1,913	2,159	1,538	773
Tinned Plates	"	4,830	4,384	3,973	2,846	4,275	2,156
Yellow Metal, Sheets	"	10,637	8,576	9,699	7,713	10,435	11,804
" " Old	"	11,179	13,510	11,640	9,450	10,257	9,758
FOREIGN SUNDRIES.							
Awabi	<i>Piculs</i>	980	1,186	1,841	1,032	895	1,463
Betel-nuts	"	19,816	8,642	11,156	7,391	8,351	7,795
Bicho de Mar	"	4,991	4,497	3,457	3,281	2,551	4,976
Bran, Rice	"	1,491,999	1,606,679	1,663,922	1,457,193	1,743,540	1,754,304
Coal	<i>Tons</i>	43,334	51,296	72,688	116,830	111,876	117,391
Cotton, Raw, Indian	<i>Piculs</i>	3,533	10,748	12,469	9,249	20,793	5,694
Cuttle-fish	"	2,825	2,356	1,877	1,037	4,590	12,651
Fish, Salt	"	14,448	6,395	3,470	6,410	12,898	9,340
Flour	"	32,410	30,505	31,747	19,419	28,290	31,336
Glass, Window	<i>Boxes</i>	3,122	3,005	2,909	1,420	1,697	1,058
Ground-nuts	<i>Piculs</i>	10,177	12,459	80,228	83,804	82,562	56,462
Matches, Wood	<i>Gross</i>	334,510	147,068	75,759	27,224	19,338	49,514
Oil, Kerosene, American	<i>Gallons</i>	3,935,395	3,121,020	3,785,175	5,241,960	6,654,473	2,755,220
" " Russian	"	3,995,310	2,154,900	2,220,940	4,057,140	4,245,791	884,560
" " Sumatra	"	1,342,840	2,657,420	1,503,560	2,641,195	4,316,650	770,280
Pepper, Black and White	<i>Piculs</i>	714	651	585	596	614	1,932
Prawns and Shrimps, Dried	"	1,677	1,353	521	160	321	653
Raisins	"	4,864	3,648	2,599	2,300	1,995	1,575
Rattans	"	47,016	34,532	26,625	30,026	24,059	33,602
Rice	"	1,649,261	3,033,377	4,569,196	4,535,158	3,576,489	4,768,416
" Paddy	"	332,495	364,703	1,013,146	484,620	11,765	452,987
Salt	"	75,928	64,017	106,877	207,935	93,830	92,344
Saltpetre	"	46,255	38,237	46,842	53,406	58,319	66,374
Sandalwood	"	18,078	21,873	15,358	11,946	15,721	16,747
Sapanwood	"	26,006	18,878	14,623	18,787	17,886	10,398
Sharks Fins, Black and White	"	2,597	2,814	2,494	2,103	2,656	2,789
Sugar, White	"	44,749	28,196	23,581	14,673	44,515	53,364
Sulphur	"	10,837	7,707	9,537	10,083	10,495	12,917
Timber, Beams, Hard-wood	<i>Pieces</i>	10,807	15,446	15,324	14,627	20,372	13,983
Varnish	<i>Piculs</i>	2,624	2,456	2,466	2,217	2,624	2,641
Wood, Rose and Red	"	34,997	34,598	33,064	41,600	38,006	56,592
NATIVE SUNDRIES.							
Fish, Dried and Salt	<i>Piculs</i>	287,726	247,179	268,641	250,146	271,389	232,933
" in Brine	"	5,552	4,355	12,491	16,600	11,143	7,585
Fungus	"	1,966	1,606	1,479	1,030	1,395	3,711

Comparative Table of the principal Articles of Import—*Cont^d*.

DESCRIPTION OF GOODS.	Classifier of Quantity.	1897.	1898.	1899.	1900.	1901.	1902.
Lily Flowers, Dried.....	<i>Piculs</i>	3,720	3,115	2,815	1,602	2,467	2,896
Medicines.....	"	10,883	11,275	9,913	11,236	13,599	15,593
Seed, Sesamum.....	"	18,054	20,527	34,520	23,953	15,665	10,676
Tin-foil.....	"	1,345	1,174	1,196	1,035	82	670
Vermicelli and Macaroni.....	"	20,568	15,784	14,811	13,542	14,436	20,295
Wax, White.....	"	2,446	1,185	859	347	202	634

TABLE No. 16.—IMPORT TRADE, CHINA TO CHINA.

Comparative Table of the principal Articles of Import, China to China,
for the Years 1897 to 1902.

DESCRIPTION OF GOODS.	Classifier of Quantity.	1897.	1898.	1899.	1900.	1901.	1902.
Bags, Grass and Straw.....	<i>Pieces</i>	27,800	73,800	41,630	144,500	120,707	18,370
Bamboo, Split.....	<i>Piculs</i>	55,658	54,930	41,029	37,261	44,259	35,273
Bricks and Tiles.....	<i>Pieces</i>	1,404,027	737,160	302,550	646,150	913,030	1,010,858
Chinaware, Coarse.....	<i>Piculs</i>	995	136	427	5,261	14,055	34,353
Cloth, Native (Nankeens).....	"	238	216	129	836	1,226	1,394
Cuttle-fish.....	"	2,385	2,775	4,711	3,152	2,130	2,163
Firewood.....	"	32,883	29,789	23,172	28,114	22,611	30,501
Fish, Dried and Salt.....	"	3,369	594	977	2,242	3,498	1,746
" in Brine.....	"	31,121	25,978	30,544	22,683	26,577	37,433
Fruit, Fresh, Unclassed.....	"	1,592	1,982	222	12,065	15,314	12,149
Grasscloth.....	"	438	348	464	75	82	177
Ground-nut Cake.....	"	3,969	321	4,268	...	705	3,599
Hemp.....	"	601	544	621	2,103	672	706
Mats, Packing.....	<i>Pieces</i>	3,743,105	4,866,998	3,272,147	2,771,173	3,320,030	2,408,669
Paper, 2nd Quality.....	<i>Piculs</i>	480	356	282	1,099	21,477	5,839
" Joss.....	"	8,138	7,218	6,870	8,076	8,683	6,674
Pigs.....	<i>No.</i>	2,170	1,095	1,377	6,847	6,167	6,199
Salt.....	<i>Piculs</i>	2,497,812	3,063,105	2,115,839	2,413,618	3,311,934	2,492,773
Samshu.....	"	4,708	4,503	1,812	897	352	420
Shoes and Boots, Silk and Cotton.....	<i>Pairs</i>	6,059	7,673	2,808	21,343	48,880	71,885
Silk Piece Goods.....	<i>Piculs</i>	16	18	8	47	63	124
Tobacco, Leaf.....	"	503	558	199	1,427	2,421	2,020
Turnips, Dried and Salted.....	"	2,258	1,065	470	2,933	3,617	3,017
Vegetables, Dried and Salted.....	"	12,730	11,451	13,927	11,249	11,217	17,068
Wood, Poles.....	<i>Pieces</i>	73,513	83,877	47,529	68,629	84,093	71,775

TABLE No. 2.—

Table showing the Destinations of the principal Articles of Foreign and Native

DISTRICTS.	Shirtings, Grey, Plain.	Shirtings, White, Plain.	T. Cloths.	Shirtings, Dyed, Plain and Figured.	Cotton Yarn.	Iron, Bars.	Iron, Nail-rod.	Iron, Old.	Tinned Plates.	Yellow Metal, Sheets.	Brau, Rice.
	<i>Pieces.</i>	<i>Pieces.</i>	<i>Pieces.</i>	<i>Pieces.</i>	<i>Piculs.</i>	<i>Piculs.</i>	<i>Piculs.</i>	<i>Piculs.</i>	<i>Piculs.</i>	<i>Piculs.</i>	<i>Piculs.</i>
Fukien (福建), chiefly to Chinon (詔安).....	...	1	4	2,787
Juping (饒平), chiefly to Chelam (柘林).....
Chinghoi (澄海), chiefly to Tunglung (東隴) and Swatow (汕頭).....	114	112	...	4	...
Walloi (惠來), chiefly to Tungkong (東港) and Shantsun (神泉).....	6	129	173	49
Lukfung (陸豐), chiefly to Kapsz (甲子), Kitshik (碣石), and Uhom (烏坵).....	...	10	11	3	1,034	554
Hoifung (海豐), chiefly to Shanmi (汕尾) and Cheungsha (長沙).....	...	87	123	62	1,042	1,218	29	2	17
Kwaishin (歸善), chiefly to Autow (凹頭) and Namshan (稔山).....	4	909	221	437	35	41	334	393	4	...	142
Tsangshing (增城), chiefly to Santong (新塘).....	...	1	9	4	66	...	2	113	95
Punu (番禺), chiefly to Shawan (沙灣)
Namboi (南海), chiefly to Kowkong (九江) and Shikwan (石灣).....	21	...	1,506
Canton (廣東省城).....	5	35	29	93	18,995	19,505	31,233	11,561	2,035	11,796	1,587,738
Tungkun (東莞), chiefly to Tung- kunsing (東莞城), Shiklung (石龍), and Taiping (太平).....	155	815	667	53	2	1,644	5,035	7,906	35	...	3,099
Shuntak (順德), chiefly to Chantsun (陳村).....	2	18	9	26	7	2,064	1,441	13,518	...	2	149,651
Heungshan (香山), chiefly to Shikki (石岐) and Hachak (下柵).....	108	10	93	29	4	879	697	3,512	1	...	8,959
Sanon (新安), chiefly to Shamchun (深圳) and Shaichung (沙魚涌)	77	579	225	139	31	235	191	1,102	3	...	1,441
Sanui (新會), chiefly to Kongmoon (江門).....	3,162
Tinpak (電白), chiefly to Shuitung (水東).....
TOTAL.....	351	2,465	1,391	781	19,140	24,460	41,252	44,455	2,156	11,804	1,754,304

IMPORT TRADE.

Produce imported into China during the Year ended 31st December 1902.

Cloth, Cotton, Native.	Cotton, Raw, Indian.	Cuttle- fish.	Fish, Dried and Salt.	Flour, Wheat.	Gambier, False.	Medicines.	Oil, Kerosene.	Pigs.	Rattans, Whole and Split.	Rice and Paddy.	Silk Piece Goods.	Timber of all kinds.	Vernicelli and Macaroni.	Wood of all kinds.
<i>Piculs.</i>	<i>Piculs.</i>	<i>Piculs.</i>	<i>Piculs.</i>	<i>Piculs.</i>	<i>Piculs.</i>	<i>Piculs.</i>	<i>Gallons.</i>	<i>No.</i>	<i>Piculs.</i>	<i>Piculs.</i>	<i>Piculs.</i>	<i>Value, Hk. Ts.</i>	<i>Piculs.</i>	<i>Value, Hk. Ts.</i>
...	...	24	42	53	128	1,878	...	280	12	...
...	26
...	78	75	31	7	1,191	...	818
...	399	13,300	...	38	4,064	...	8
...	5	13	325	4,049	1	30	83,815	...	211	61,110	...	798
4	37	33	348	1,539	121	334	107,615	...	239	24,974	...	185	251	223
34	288	25	1,273	1,693	336	297	116,065	255	83	54,901	1	484	648	...
9	17	441	33,497	25	10	111	11,790	...	6	169	1,983	...
...	210	...	8,632	...	427	...	2,040
...	2	2	26,673	...	14
19	4,476	9,406	74,809	6,392	2,847,460	...	21,071	4,317,272	9	245,213	3,977	257,082
2	180	1,092	48,066	463	2,205	5,235	57,975	1,959	3,296	47,357	1	700	4,319	2,590
14	225	1,234	44,542	132	26,263	1,199	483,380	117	8,346	472,846	2	465	6,993	17,599
28	311	231	8,388	14,848	6,161	941	538,975	140	124	106,564	...	14	854	3,060
46	155	152	21,565	5,194	204	1,054	149,685	269	51	84,695	...	469	1,258	167
...	9,077
...	112
156	5,694	12,651	232,933	28,584	35,358	15,593	4,410,060	2,950	33,602	5,221,403	13	249,875	20,295	282,761

TABLE No. 3.—EXPORT TRADE.

Comparative Table of the principal Articles of Export, for the Years 1897 to 1902.

DESCRIPTION OF GOODS.	Classifier of Quantity.	1897.	1898.	1899.	1900.	1901.	1902.
Bags, Gunny, Old.....	<i>Pieces</i>	3,698,256	3,147,221	4,270,233	3,076,242	5,183,815	4,095,459
Bamboo Baskets.....	<i>Val., Hk. Pcs</i>	36,908	45,331	41,789	44,668	50,048	62,815
" Split, Leaf, etc.....	<i>Piculs</i>	45,235	49,663	56,617	59,463	58,555	60,245
Beancurd.....	"	12,141	11,379	13,660	12,539	11,066	10,763
Brassware.....	"	2,982	3,650	3,315	3,317	3,054	2,898
Bricks, Blue.....	<i>Mill</i>	5,882	3,700	2,114	5,195	8,813	667
" Red.....	"	27,396	49,424	33,762	60,877	105,137	61,969
Bristles.....	<i>Piculs</i>	7,178	5,906	7,619	7,595	6,990	7,690
Canes.....	<i>Pieces</i>	10,198,544	8,148,997	8,937,181	14,154,293	8,474,941	8,092,920
Cassia Lignea.....	<i>Piculs</i>	55,785	63,263	63,097	59,179	53,248	24,176
Cattle.....	<i>Head</i>	5,004	5,695	5,683	6,170	5,883	8,556
China ware, Fine.....	<i>Piculs</i>	9,226	9,172	10,006	10,292	11,210	14,190
" Coarse.....	"	74,944	78,630	91,791	85,735	87,137	88,122
Cloth, Native (Nankeens).....	"	3,194	2,877	3,362	3,343	3,871	2,887
Clothing, Cotton.....	"	1,079	1,186	929	847	749	560
" Silk.....	"	870	876	892	801	702	544
Cuttle-fish.....	"	3,468	3,563	6,468	6,357	4,450	4,632
Eggs, Fresh.....	<i>Pieces</i>	10,784,891	11,866,470	11,844,447	9,401,629	7,820,767	8,096,884
Fans, Palm-leaf, Trimmed.....	"	12,818,509	7,730,771	8,982,685	5,419,293	5,103,290	3,515,382
" Untrimmed.....	"	18,164,527	23,820,299	24,978,427	3,478,615	5,510,655	3,366,625
Feathers, Duck, Powl, etc.....	<i>Piculs</i>	33,141	23,229	26,022	25,826	13,061	23,960
Fire-crackers and Fireworks.....	"	159,464	107,393	118,535	98,144	111,738	86,063
Firewood.....	"	1,245,158	1,138,722	984,298	884,265	995,217	965,812
Fish, Dried and Salt.....	"	76,771	62,592	36,394	9,411	12,260	15,213
" in Brine.....	"	10,483	3,966	2,503	1,442	1,546	374
Flowers, Artificial.....	"	220	235	247	272	224	179
Fruit, Fresh, Unclassed.....	"	30,691	43,318	44,598	31,647	35,514	38,330
Furniture.....	<i>Val., Hk. Pcs</i>	34,574	28,274	59,082	68,827	66,007	60,510
Garlic.....	<i>Piculs</i>	42,648	47,951	45,546	34,694	36,869	42,485
Glass or Vitrified Ware.....	"	3,613	4,005	3,985	4,418	4,517	4,636
Grasscloth, Fine.....	"	250	337	237	174	190	166
Hemp Twine and Thread.....	"	7,275	5,016	5,396	4,507	5,058	5,786
Horns, Cow and Buffalo.....	"	3,017	1,760	1,256	1,871	1,975	2,342
Ink, China.....	"	745	935	767	888	956	1,054
Joss Sticks.....	"	18,328	19,432	20,955	19,616	18,238	16,570
Joss-stick Powder.....	"	16,251	16,429	14,945	11,879	10,517	9,733
Lard.....	"	10,676	14,142	9,811	10,916	7,429	20,347
Leather Trunks.....	"	1,269	1,193	1,563	1,105	1,195	1,188

Comparative Table of the principal Articles of Export—Cont^d.

DESCRIPTION OF GOODS.	Classifier of Quantity.	1897.	1898.	1899.	1900.	1901.	1902.
Mats, Straw	<i>Pieces</i>	390,188	345,479	333,287	208,496	76,261	88,899
„ Packing	„	13,975,404	13,476,225	9,451,160	4,106,748	5,316,840	4,914,095
Matting	<i>Rolls</i>	121,386	323,719	407,869	409,983	409,128	219,001
Meats, Dried and Salted.....	<i>Piculs</i>	4,641	4,675	6,402	3,864	5,203	5,752
Medicine Pills	„	1,896	2,028	1,800	1,907	1,844	1,999
Medicines	„	5,029	3,875	4,065	4,784	4,863	4,514
Oil, Ground-nut.....	„	16,977	18,066	13,401	14,226	16,282	18,260
„ Wood.....	„	10,642	530	1,252	2,135	625	184
Oranges, Fresh	„	14,118	19,986	4,612	6,326	927	861
Oysters, Dried	„	1,740	1,884	1,980	873	1,221	1,841
Paper, 1st Quality.....	„	21,104	8,738	7,786	16,743	14,686	9,787
„ 2nd „	„	90,144	72,382	73,282	50,298	46,410	37,935
„ Joss.....	„	24,515	29,122	29,590	28,609	29,230	31,006
Persimmons, Dried	„	15,747	11,094	21,585	16,493	16,070	8,431
Pickles	„	4,428	5,519	4,040	7,352	9,872	7,883
Pigs	<i>No.</i>	56,422	64,763	39,800	49,240	61,432	61,028
Pottery, Earthenware	<i>Piculs</i>	98,933	99,764	105,738	87,802	83,410	106,067
Poultry	<i>No.</i>	212,306	202,370	147,766	144,129	82,013	104,718
Rice.....	<i>Piculs</i>	609,831	81,950	6,820	38,401	37,376	44,445
Salt	„	24,116	33,644	283,990	425,390	258,562	481,149
Samshu	„	80,673	96,261	87,860	90,383	100,690	102,384
Shoes and Boots, Silk and Cotton	<i>Pairs</i>	774,163	798,304	889,038	774,778	826,879	884,978
Silk, Raw, White.....	<i>Piculs</i>	2,895	2,399	2,309	964	1,742	219
„ „ Wild.....	„	2,692	810	1,296	862	1,036	266
„ Piece Goods	„	4,374	4,611	3,983	3,349	3,734	1,478
„ Embroidery	„	191	190	170	214	255	227
„ and Cotton Mixtures	„	284	439	374	334	310	271
„ Thread.....	„	258	280	254	307	253	135
„ Handkerchiefs	„	216	226	132	107	103	50
Sugar, Brown.....	„	145,322	253,691	326,630	249,854	221,049	41,952
„ White.....	„	18,411	7,236	9,625	4,975	517	775
„ Candy.....	„	965	477	1,202	118	...	8
„ Cane.....	„	123,794	128,721	156,548	194,982	115,065	217,228
Tea, Black	„	57,900	46,501	50,688	43,745	40,594	17,882
Timber, Planks, Soft-wood	<i>Sq. feet</i>	7,296,381	6,211,095	8,863,097	10,635,050	11,411,019	9,454,372
Tin-foil.....	<i>Piculs</i>	1,887	1,148	393	203	389	225
Tobacco, Leaf.....	„	10,754	17,065	9,445	756	566	350
„ Prepared	„	45,946	39,117	34,428	25,846	28,358	27,268
Turnips, Dried and Salted	„	31,821	35,052	29,102	33,141	40,576	40,851
Umbrellas, Paper (Kittysols).....	<i>Pieces</i>	2,632,906	2,801,492	1,933,940	1,898,275	2,167,564	2,142,331
Vegetables, Fresh	<i>Piculs</i>	64,956	75,082	73,866	70,966	55,862	54,279
Wood, Poles	<i>Pieces</i>	362,833	411,576	438,669	677,755	962,586	521,165

TABLE No. 4.—

Table showing the Districts from which the principal Articles of Native

DISTRICTS.	Bags.	Bricks.	Cassia.	China-ware, Fine.	China-ware, Coarse.	Cloth, Native.	Clothing, Silk.	Fans, Palm-leaf.	Fire- crackers and Fireworks.	Firewood.	Fish, Dried and Salt.
	<i>Mille.</i>	<i>Mille.</i>	<i>Piculs.</i>	<i>Piculs.</i>	<i>Piculs.</i>	<i>Piculs.</i>	<i>Piculs.</i>	<i>Mille.</i>	<i>Piculs.</i>	<i>Piculs.</i>	<i>Piculs.</i>
Fukien (福建), chiefly from Chiun } (詔安)..... }	1	574	168
Juping (饒平), chiefly from Wong- } kong (黃岡)..... }
Chinghoi (澄海), chiefly from Swatow } (汕頭) and Tunglung (東隴)..... }	...	12	65,941	12	9
Wailoi (惠來), chiefly from Shantsun } (神泉) and Tungkong (東港)..... }	103
Lukfung (陸豐), chiefly from Kaptz } (甲子) and Uhom (烏墩)..... }	3	1	130
Hoifung (海豐), chiefly from Shaami } (汕尾) and Cheungsha (長沙)..... }	2	219	154	3,902
Kwaishin (歸善), chiefly from Pinghoi } (平海), Autow (凹頭), and Nam- shan (稔山)..... }	8	733	1	562	28,316	6,890
Tsangshing (增城), only from San- } tong (新塘)..... }	1	13,100	453	340	...
Punu (番禺), chiefly from Shawan (沙灣)	...	26,520	696	...
Namhoi (南海), chiefly from Shik- } wan (石灣)..... }	...	34	...	6,800	5,716
Canton (廣東省城).....	4,515	135	53,205	4,814	3,191	1,044	513	6,878	12,656	848,549	193
Tungkun (東莞), chiefly from Tung- } kunsing (東莞城), Shiklung (石 龍), and Taiping (太平)..... }	16	21,310	5,832	58	43,644	17,254	1
Shuntak (順德), chiefly from Chan- } tsun (陳村)..... }	20	1,444	...	2,575	6,135	1,511	31	4	28,715	1,426	2
Heungshan (香山), chiefly from Shikki } (石岐)..... }	25	5	28	3	...	68
Sanon (新安), chiefly from Shamchun } (深圳), Mauchow (茅洲), and Shaichung (沙魚涌)..... }	2	76	13	21	69,077	3,756
Sanui (新會), chiefly from Kongmoon } (江門)..... }
Yeungkong (陽江), chiefly from Yeung- } kongshing (陽江城)..... }
TOTAL.....	4,592	62,636	53,205	14,190	88,122	2,887	544	6,882	86,063	965,812	15,213

EXPORT TRADE.

Produce were exported to Hongkong during the Year ended 31st December 1902.

Fruit, Fresh.	Grasscloth.	Hemp Twine and Thread.	Joss Sticks.	Mats, Straw.	Mats, Packing.	Medicine Pills.	Paper, 1st Quality.	Paper, 2nd Quality.	Pigs.	Pottery, Earthen- ware.	Sanshu.	Shoes and Boots.	Silk, Raw, White.	Silk, Raw, Wild.
<i>Piculs.</i>	<i>Piculs.</i>	<i>Piculs.</i>	<i>Piculs.</i>	<i>Mille.</i>	<i>Mille.</i>	<i>Piculs.</i>	<i>Piculs.</i>	<i>Piculs.</i>	<i>No.</i>	<i>Piculs.</i>	<i>Piculs.</i>	<i>Pairs.</i>	<i>Piculs.</i>	<i>Piculs.</i>
...	163	...	1,615
...	46
...	12	104	929	...	4	...	43,106
...	532
...	3,522
...	1	18,384	50
5	2	7,484	...	6	100
1,190	...	16	57	1	2	720	764
4,884	...	5	2	132	3
...	94,223	1
240	326	116	8,083	68	4,665	1,980	1,570	920	...	4,999	26,413	36,776	219	266
2,567	4	4,745	866	9	4	...	24	78	...	5,281	11,283	1,508
2,347	41	515	7,288	2	245	19	8,073	35,996	16	923	63,312	773,769
19,899	3	312	58	15	8	214	212	730	27,137
7,198	9	77	202	10	2	30,720	84	67	153
...
...	156
38,330	384	5,786	16,570	89	4,914	1,999	9,787	37,935	61,028	106,067	102,535	884,978	219	266

Table showing the Districts from which the principal Articles of Native Produce were exported—Cont^d

DISTRICTS.	Silk, Refuse.	Silk Piece Goods.	Silk and Cotton Mixtures.	Silk Thread.	Sugar, Brown.	Sugar, White.	Tea, Black.	Timber and Wood.	Tin-foil.	Tobacco.	Umbrellas, Paper (Kittysols).
	Piculs.	Piculs.	Piculs.	Piculs.	Piculs.	Piculs.	Piculs.	Value, Hk. \$s.	Piculs.	Piculs.	Pieces.
Fuhkien (福建), chiefly from Chiuan } (詔安).....	219	65
Juping (饒平), chiefly from Wong- } kong (黃岡).....
Chinghoi (澄海), chiefly from Swatow } (汕頭) and Tunglung (東隴).....	384	85
Wailoi (惠來), chiefly from Shantsun } (神泉) and Tungkong (東港).....	10,685
Lukfung (陸豐), chiefly from Kaptsz } (甲子) and Uhom (烏墩).....	5,749
Hoifung (海豐), chiefly from Shanmi } (汕尾) and Cheungsha (長沙).....	59	7,290
Kwaishin (歸善), chiefly from Pinghoi } (平海), Autow (凹頭), and Nam- } shan (稔山).....	6,037	...	682	3,954
Tsangshing (增城), only from San- } tong (新塘).....	1	13	195	...	26	...
Pnnu (番禺), chiefly from Shawan (沙灣)	455
Namhoi (南海), chiefly from Shik- } wan (石灣).....
Canton (廣東省城).....	4,579	1,259	214	123	138	...	47,739	294,171	2	27,850	1,106
Tungkun (東莞), chiefly from Tung- } kunshing (東莞城), Shiklung (石 } 龍), and Taiping (太平).....	...	9	11	...	6,396	...	86	31,216	...	77	...
Shuntak (順德), chiefly from Chan- } tsun (陳村).....	...	208	45	12	16	...	19	146,612	138	616	2,133,870
Heungshan (香山), chiefly from Shikki } (石岐).....	...	1	76	...	3	7
Sanon (新安), chiefly from Shamchun } (深圳), Mauchow (茅洲), and } Shaüchung (沙魚涌).....	...	1	12,412	775	7	5,313	...	53	...
Sanui (新會), chiefly from Kongmoon } (江門).....	36
Yeungkong (陽江) chiefly from Yeung- } kongshing (陽江城).....
TOTAL.....	4,579	1,478	271	135	41,952	775	18,768	481,959	225	28,622	2,142,331

TABLE No. 5.—VALUE OF TRADE, ETC.

Comparative Table of the Value of the Trade, the Number of Junks Inwards and Outwards, and Total Revenue, for the Years 1893 to 1902.

YEARS.	VALUE OF THE TRADE.				SHIPPING.		TOTAL REVENUE.
	Imports :		Exports to Hongkong.	Total Imports and Exports.	Junks Inwards.	Junks Outwards.	
	From Hongkong.	China to China.					
	<i>Hk. \$</i>	<i>Hk. \$</i>	<i>Hk. \$</i>	<i>Hk. \$</i>	No.	No.	<i>\$ m.c.c.</i>
1893.....	21,001,594	1,648,163	18,937,126	41,586,883	31,124	31,152	505,974.9.0.4*
1894.....	18,765,289	2,256,484	19,665,908	40,687,681	30,406	30,216	494,107.3.9.7†
1895.....	25,041,325	2,665,779	22,678,090	50,385,194	34,933	34,770	542,560.8.7.7‡
1896.....	24,606,390	2,216,242	22,565,590	49,388,222	33,602	33,385	579,202.8.2.5§
1897.....	16,967,118	2,329,842	23,024,493	42,321,453	30,660	30,530	521,701.4.3.9
1898.....	20,655,763	2,532,737	22,511,512	45,700,012	30,217	30,212	394,422.5.5.8¶
1899.....	28,238,475	2,072,696	26,221,055	56,532,226	22,838	22,774	383,090.7.6.3
1900.....	23,954,613	2,265,220	20,857,760	47,077,593	22,166	22,091	350,024.3.6.3
1901.....	22,383,586	3,825,328	22,919,708	49,128,622	22,812	22,565	404,450.4.1.7**
1902.....	25,744,342	3,357,364	17,682,574	46,784,280	22,860	22,775	356,076.4.3.6††

* Granary Tax collected on Rice and Paddy exported abroad	<i>Local \$</i>	16,454.7.1.0
†	"	21,081.0.5.3
‡	"	16,797.4.2.5
§	"	27,493.4.9.5
.....	"	51,000.9.6.3
¶	"	6,961.0.1.5
**	"	22,463.9.2.2
††	"	26,670.3.4.8

TABLE No. 6.—TREASURE.

Nil.

TABLE No. 7.—PASSENGER TRAFFIC.

Passenger Traffic during the Year 1902.

PASSENGERS INWARDS.	PASSING THE FOLLOWING STATIONS.	PASSENGERS OUTWARDS.
103,573	Taishan, Lintin, and Shamchun	100,969
8,523	Samun	8,772
59,625	Shaichung and Shatowkøk	60,468
171,721	TOTAL	170,209

TABLE No. 8.—DESTINATION OF OPIUM.

a.—Places to which Opium was forwarded during the Year 1902.

DESTINATION.		MALWA.	PATNA.	BENARES.	PERSIAN.	TOTAL CRUDE.	BOILED.	
DISTRICT.	PLACE.							
		<i>Piculs.</i>	<i>Piculs.</i>	<i>Piculs.</i>	<i>Piculs.</i>	<i>Piculs.</i>	<i>Piculs.</i>	
海豐縣	Hoifung.....	9.35	1.06	10.41	...	
歸善縣	Kwaishin.....	Lungkong.....	33.98	33.98	...	
		Pinghoi.....	56.41	2.10	58.51	...
香山縣	Heungshan.....	Taichow.....	5.34	5.34	...	
		Tamshui.....	239.94	3.66	243.60	...
		Nanlong.....	...	43.68	43.68	...
新安縣	Sanon.....	Hauhoi.....	...	1.24	1.24	...
		Namtow.....	...	2.49	2.49	...
		Namo.....	2.06	2.06	...
		Shamchun.....	11.31	28.21	1.21	...	40.73	...
開平縣	Hoiping.....	Shatowkok.....	10.31	10.31	...	
		Shaüchung.....	1.02	1.02	...
		Taipang.....	13.31	13.31	...
		Taishan.....	6.14	35.60	1.17	...	42.91	...
新甯縣	Sanning.....	Cheungsha.....	...	3.65	3.65	...
		Shuihow.....	...	15.86	15.86	...
		Kwonghai.....	...	177.73	177.73	...
電白縣	Tinpak.....	Sancheung.....	...	190.09	190.09	...
		Sanningshing.....	...	1.21	1.21	...
		...	9.60	9.60	...	
		1.03	1.03	...	
TOTAL.....		389.17	513.02	2.38	4.19	908.76	...	

b.—Returns of Opium shipped to Macao from Hongkong per Daily Steamers during the Year 1902.

MALWA.	PATNA.	BENARES.	TOTAL.
<i>Chests.</i> 4	<i>Chests.</i> 4,953	<i>Chests.</i> 28	<i>Chests.</i> 4,985

TABLE No. 9.—TEA.

Export of Tea during the Year 1902.

DESTINATION.	BLACK.	GREEN.	DUST.	TOTAL.
Hongkong.....	<i>Piculs.</i> 19,920	<i>Piculs.</i> 2,915	<i>Piculs.</i> 314	<i>Piculs.</i> 23,149

LAPPA TRADE REPORT, FOR THE YEAR 1902.

1. LOCAL.—The volume of trade in junks passing the Lappa Stations during 1902, exclusive of the Hongkong-Macao junk trade, aggregated *Hk.Tts.* 16,898,378, exceeding the figures for the year 1901 by *Hk.Tts.* 2,291,966, and is the highest value on record. Of this increase, however, the greater part was in the value of Rice imported, *Hk.Tts.* 1,732,916 over 1901, leaving only *Hk.Tts.* 559,050 to be noted as the actual increase in the value of the trade in all merchandise excluding cereals. It will be seen by reference to Table No. II that the Foreign Import trade exhibits an advance of *Hk.Tts.* 1,944,205—of this Rice and Paddy contributed the greater portion,—and the Native Import trade, a conspicuous increase of *Hk.Tts.* 666,200. The prohibition against the export of Rice and Paddy to Foreign countries was stringently enforced at the Lappa Stations from the 20th October. This action was dictated by the severe and prolonged drought which so gravely affected the yield of cereals that serious apprehensions were justly entertained of acute and widespread distress in this province. Distress, if not famine, with its correlative in the form of piracy and brigandage, has been acute, and must have crippled severely the resources of the small farmer class and, to a corresponding extent, curtailed their normal powers of purchasing. This untoward check to the development of trade was further emphasised by the continuous and marked fall in the exchange value of silver, by introducing, on the one hand, a harassing element of uncertainty in the sphere of Foreign mercantile operations, and, on the other, enhancing the prices of commodities to Native consumers. The current of trade flowing through these Stations is so largely affected by the condition and prospects of commerce in Macao that reference to the interests and efforts of the Colony may throw light on the Lappa field. With regard to the new Lusó-Chinese Treaty, which is being submitted to the Government of Portugal preliminary to ratification, the Leal Senado addressed a communication to the Home Government urging that there be no delay in carrying the matter to a speedy conclusion. It is said that it is proposed to give Macao somewhat the status of a Treaty port in respect of Chinese Customs treatment. The privilege lies in permitting steamers and sailing vessels alike to trade between Macao and Chinese ports, and the obligation entailed is payment of Duties to the Chinese Customs in accordance with the Revised Tariff. It is pointed out that if the trade of Macao with inland places continues, as heretofore, to be carried on in junks, while that of Canton, as well as that of Kongmoon (江門), situated near Macao and shortly to be administered as a Treaty port, be maintained by steam vessels, the importance of Macao will certainly be seriously affected as a centre of distribution. The prosperity of Hongkong, the primary centre of distribution for South China, will not, it is contended, be injured by the proposed *modus vivendi*, seeing it is immaterial to that port whether direct communication is or is not held with smaller Chinese ports, so long as these are served through a secondary centre like Macao. Furthermore, it is stated that Portugal has obtained from the Chinese Government promise of a concession to build a railway from Macao to Canton and Samshui. The attainment of this object will assuredly redound to the credit and promote the welfare of the Colony as well as of the neighbouring province.

2. REVENUE.—The total collection for the year amounted to *Tts.* 424,015, an increase of *Tts.* 46,409 as compared with that for 1901. Duty and Likin on Opium shows an increase of *Hk.Tts.* 32,480. General Cargo and Likin Duties, which showed substantial improvement

during 1901, have made further satisfactory advances. The Ching-fei Tax has scarcely undergone any change, although the yield from individual items, such as Kerosene Oil, Cotton Yarn, and Matches, shows extreme fluctuations. The marked decrease in the Granary Tax is, of course, due to the Rice prohibition already referred to.

3°. FOREIGN TRADE.—(a.) *Imports*.—The value of the Foreign trade aggregated *Hk.Tts* 5,570,095, against *Hk.Tts* 3,625,890 in 1901. The paramount factor which contributed to this striking increase was the abnormal importation of Rice and Paddy in conjunction with enhancement of values; the balance of the increase is fully accounted for by the advance in White Shirtings, Indian Cotton Yarn, and Matches. Opium, imported by junks, shows a slight falling off—the figures (1,397 piculs) are, with the exception of 1892, the lowest on record. A general decline is to be noted in Cotton (excepting White Shirtings) and Woollen Goods. Flour, 27,718 piculs, is the highest noted in our Returns. American Kerosene Oil has fallen some 300,000 gallons as compared with the arrivals in 1900 and 1901, but is still in advance of the figures for all other previous years. The Sumatra product arrived to the extent of 228,037 gallons, a little over half of the importation in 1901, but still far in advance of the figures of previous years. Matches arrived to the extent of 217,084 gross, the largest importation since 1897. In Metals is to be noted a general decline—the total value was *Hk.Tts* 125,941,—except in Iron Wire and Yellow Metal; but it must be borne in mind that the year 1901 was one of exceptional activity.

(b.) *Exports*.—The total value of the Export trade during 1902 amounted to *Hk.Tts* 5,928,178, against *Hk.Tts* 6,246,617, a decrease of *Hk.Tts* 318,439—Mats participate to the large extent of *Hk.Tts* 195,000. Luichow (雷州) is the centre of the Mat industry, and in former years the shipments were entirely by Native craft to Macao direct. During the year under review large quantities are reported to have found their way to Kwangchowwan, whence they were conveyed to Macao in a steamer under the French flag; and as cargo carried in steamers is not noted in our statistics, there is accordingly a noteworthy shrinkage in this return. The remaining items which are prominent as regards decrease are: Trimmed and Untrimmed Palm-leaf Fans, Fresh Fruit, Ground-nut Oil, Poultry, Samshu, Refuse Silk, White Sugar, Black Tea (the lowest figures on record), and Leaf Tobacco. The principal articles which show noticeable increase are: 1st Quality Paper (2,297 piculs, the largest export since 1897), Orange Peel (2,423 piculs, the highest figures for 10 years), Pigs, White Raw Silk, Silk Piece Goods, and Brown Sugar (181,197 piculs, some 44,000 piculs over the figures for 1901, and the highest recorded).

(c.) *Re-exports*.—*Nil*.

4°. COAST TRADE.—(a.) *Original Shipments Coastwise*.—No remarks.

(b.) *Reshipments Coastwise*.—*Nil*.

(c.) *Coastwise Arrivals*.—The total value was *Hk.Tts* 5,400,105, an increase of *Hk.Tts* 1,410,967 and *Hk.Tts* 666,200 as compared with 1900 and 1901 respectively, thus showing a steady advance. A large number of items contributed their quota to this increase: the most salient were Mats (which advanced from 147,425 pieces in 1901 to 836,323 pieces, owing to an especially keen demand in Chantsun (陳村)), Beans and Peas, Fresh Fruit, Ground-nut Cake, Dried Lily Flowers, Ground-nut Oil, Salt, Silk Piece Goods, Brown and White Sugar, and Vermicelli; while among the few marked decreases were Native Cloth (Nankeens), Salt Fish, and Timber.

5°. INLAND TRANSIT.—*Nil*.

6°. SHIPPING.—The number of junks, inwards and outwards, employed in the carrying trade of this district amounted to 16,610, representing an aggregate of 964,034 tons: 15,427 junks,

826,047 tons, were engaged in the home trade, and 1,183 junks, 137,987 tons, were employed in the Foreign trade. In 1891 the total number of junks noted was 16,601, aggregating 966,717 tons—singularly enough, almost precisely the same figures. The home trade shows a decrease of 8,469 tons,—the Foreign trade, an increase of 5,786 tons,—as compared with the figures for the previous year; this latter is largely due to vessels plying to and from Kwangchowwan, a total of 134 junks, 5,931 tons, as against 52 junks, 1,346 tons, in 1901. The real test of increase or decrease in the shipping trade should be sought in arrivals and departures with cargo; and looked at from this point of view, the year is slightly ahead of its predecessor, the figures being 14,870 junks, against 14,769. During the year 1,888 vessels entered the West River and 1,890 passed out, giving a total of 3,778; of these, 551 took the Motomoon, or Broadway, and 3,227 the Wangmoon; route, against 605 and 2,542 respectively in 1901. The two steamers under the Portuguese flag, the *Waon* and *Tai ping*, continued to run between Macao and Samshui, and made 546 trips during the year, carrying cargo to the value of *Hk. Ts.* 473,519.

7. PASSENGER TRAFFIC.—The number of passengers by junks noted at the Lappa Stations was 124,407 inwards and 119,929 outwards, an increase of 7,609 and 7,962 respectively. In addition to the above, the Portuguese steamers *Waon* and *Tai ping* carried 20,211 passengers inwards and 17,927 outwards.

8. TREASURE.—No movements of Treasure were reported during the year.

9. OPIUM.—(a.) *Foreign*.—There was exceptional activity in the Opium trade, beginning about the 16th June and continuing, without a pause, to the 5th July; then followed a lull, which was succeeded by renewed activity in August, caused by the fact that the provincial authorities had sanctioned a farm, called the Kuang Hsing Kuang Ssu (光興公司), on payment, it was stated, of \$1,200,000 per annum, for the privilege of taxing to the extent of \$5 each ball when boiled down, thus about doubling the existing Duty and Likin. On the 8th September the new Opium farm commenced to function, and up to the end of the month the arrivals of Opium practically ceased—only 34 chests were imported up to the time the farm ceased to exist. Seeing that the farmer established stations in the immediate proximity of the Lappa Stations, and considering that no Prepared Opium passes these Stations, but only the raw article Duty and Likin paid, in transit to centres of distribution or places of consumption, it was quite clear that the monopolist's activity was calculated more to interrupt than to facilitate the smooth working of the Additional Article to the Chefoo Agreement. In pursuance, therefore, of representations made in this connexion, the Viceroy issued orders to the Prepared Opium farmer to abandon work in the vicinity of the Lappa Stations. On the 18th November the farmer ceased to function and the importation of Opium resumed its normal course. The total quantity of Raw Opium paying Duty and Likin was 1,908 piculs, showing an increase of 143 piculs. In addition to the 1,406 piculs shown in our Returns, steamers plying on the Macao-Samshui run carried to Kongmoon and Kumchuk 480 piculs, and the Duty and Likin paid balance of 22 piculs had not entered China on the last day of the year. The following figures show, for a period of four years, the quantity of Opium taken by the two districts under the immediate control of this Customs, namely, Heungshan (香山) and Sanui (新會):—

1899.	1900.	1901.	1902.
<i>Piculs.</i>	<i>Piculs.</i>	<i>Piculs.</i>	<i>Piculs.</i>
946	1,086	1,127	1,364

It is thus seen that the districts which rely on Macao for their supply of the drug continue to increase their consumption. The districts which look to Kwangchowwan for their requirements,

namely, Hoiping (開平), Yeungkong (陽江), Kochow-fu (高州府), and Luichow (雷州), received through Lappa, during the same periods, as follows:—

1899.	1900.	1901.	1902.
<i>Piculs.</i>	<i>Piculs.</i>	<i>Piculs.</i>	<i>Piculs.</i>
604	326	112	231

Though a partial recovery is noticeable during 1902, it should not be inferred that Lappa is beginning to resume the office of supplying these lower prefectures, as long as the drug passing through Kwangchowwan can, according to the statements of Macao Opium merchants, be sold \$1 per catty cheaper than the Duty and Likin paid article entering by Lappa. According to the Hongkong statistics of Opium shipped during 1902, 1,020 chests, or 1,224 piculs, were declared for shipment to Kwangchowwan. It will be readily seen from these figures the dimensions to which the importation of the drug *via* that port has attained: these shipments would have yielded to the Chinese Revenue \$201,960. The wish of the Viceroy to put a limit to the machinations of his own countrymen in this particular has, so far, achieved nothing; it is to be hoped, however, that the subject will not be lost sight of, and that effectual measures will be adopted for the protection of authorised Revenue. The Macao Opium farmer received during the year 3,413 chests; of this quantity, his reported boilings down for local consumption were 965 piculs, that is, 77 piculs less than in 1901, and he reported 3,143 piculs as shipped to American and Australian ports, or 665 piculs more than in the previous year.

(b.) *Native*.—No Native Opium passed the Lappa Stations during the year.

10. MISCELLANEOUS.—The dry weather in the spring tended towards an unhealthy season, and a number of cholera cases occurred in April; in May the disease became very rife in Macao, and in the latter part of the month there was an increase in the number of fatal cases; towards the end of June the visitation disappeared. Macao enjoyed immunity from the plague, but in the adjacent Portuguese possessions of Taipa and Colowan many deaths took place. In previous years when the Colony suffered, the islands in question escaped infection; the reason of this exemption is still unknown. Dengue fever was prevalent the greater portion of the year, and comparatively few escaped, but, as usual, it was not fatal. The rumour that the new Luso-Chinese Treaty provides for a railway, as mentioned in the opening remarks of this Report, has had an improving effect on real estate in Macao, and prices have advanced rapidly and are still on the upward move. Considerable building of an improved type is going on, and new roads continue to be laid out. A Beer brewery, under French management, is being erected; it is said that the water of Macao is of superior quality, an important point in the brewing industry. In 1902 12 merchant steamers, after taking in Prepared Opium, cleared from the outer roadstead—6 for San Francisco and 6 for Australian ports. The net value of the year's trade was as follows:—

Foreign Imports	<i>Hk. Ts.</i> 5,570,095
Native "	" 5,400,105
" Exports	" 5,928,178
Hongkong to Macao Junk Trade	" 3,067,879
Macao to Hongkong " "	" 1,225,181
TOTAL	<i>Hk. Ts.</i> <u>21,191,438</u>

W. NOYES MOREHOUSE,

Commissioner of Customs.

LAPPA, 13th February 1903.

LAPPA TRADE RETURNS,

FOR THE YEAR 1902.

A.—GENERAL TABLES.

TABLE No. I.—SHIPPING.

Number of Junks Inwards and Outwards, for the Year ended 31st December 1902.

	INWARDS.								
	PASSED MALOWCHOW.		PASSED TUNGHO.		PASSED CHIENSHAN.		TOTAL: MALOWCHOW, TUNGHO, AND CHIENSHAN.		
	With Cargo.	In Ballast.	With Cargo.	In Ballast.	With Cargo.	In Ballast.	With Cargo.	In Ballast.	TOTAL.
Non-Treaty Port Junks	5,965	615	459	20	1,012	16	7,436	651	8,087
Hongkong-Macao Junks	614	614	...	614
Singapore Junks
Siam Junks	2	2	...	2
Annam Junks	3	3	3
Kwangchowwan Junks	111	2	111	2	113
TOTAL	6,692	620	459	20	1,012	16	8,163	656	8,819
	OUTWARDS.								
Non-Treaty Port Junks	5,295	607	339	86	636	377	6,270	1,070	7,340
Hongkong-Macao Junks	421	1	421	1	422
Singapore Junks
Siam Junks
Annam Junks	8	8	...	8
Kwangchowwan Junks	8	13	8	13	21
TOTAL	5,732	621	339	86	636	377	6,707	1,084	7,791
	INWARDS AND OUTWARDS.								
GRAND TOTAL	12,424	1,241	798	106	1,648	393	14,870	1,740	16,610

N.B.—Inwards, i.e., to China; Outwards, i.e., from China.

TABLE NO. II.—GROSS AND NET VALUES OF THE TRADE OF THE LAPPA DISTRICT,
1900 TO 1902.

	1900.		1901.		1902.	
	NET VALUES.	GROSS VALUES.	NET VALUES.	GROSS VALUES.	NET VALUES.	GROSS VALUES.
FOREIGN GOODS.	<i>Hk. \$s.</i>	<i>Hk. \$s.</i>	<i>Hk. \$s.</i>	<i>Hk. \$s.</i>	<i>Hk. \$s.</i>	<i>Hk. \$s.</i>
Imported from Foreign Countries and Macao.....	3,943,202		3,625,890		5,570,095	
Imported from Chinese Ports.....	
Total Foreign Imports.....		3,943,202		3,625,890		5,570,095
Re-exported to Foreign Countries and Macao.....	
Re-exported to Chinese Ports.....	
Total Foreign Re-exports.....						
Net Total Foreign Imports.....	3,943,202		3,625,890		5,570,095	
NATIVE PRODUCE.						
Imported from Macao and Hongkong.....		3,989,138		4,733,905		5,400,105
Re-exported to Macao.....	
Re-exported to Chinese Ports.....	
Total Native Re-exports.....						
Net Total Native Imports.....		3,989,138		4,733,905		5,400,105
Native Produce of local origin Exported to } Macao and Hongkong..... }		5,640,729		6,246,617		5,928,178
Gross Value of the Trade passing the Stations..		13,573,069		14,606,412		16,898,378
Net Value of the Trade passing the Stations, i.e., Foreign and Native Imports less Re-exports, and Native Exports of local origin..... }	13,573,069		14,606,412		16,898,378	

TABLE No. III.—TRADE IN FOREIGN GOODS.—Imports.

DESCRIPTION OF GOODS.	Classifier of Quantity.	FROM HONGKONG.				FROM MACAO.						TOTAL IMPORTS.	
		Passing Malowchow Station.		Passing Tungho Station.		Passing Malowchow Station.		Passing Tungho Station.		Passing Chienshan Station.		Quantity.	Value.
		Quantity.	Value.	Quantity.	Value.	Quantity.	Value.	Quantity.	Value.	Quantity.	Value.		
OPIUM:—													
Patna	Piculs	...	Hk. Ts	...	Hk. Ts	1,184.64	734,477	0.03	19	212.52	131,762	1,397.19	866,258
Benares	"	0.30	183	0.30	183
Boiled	"	8.85	8,056	0.05	46	8.90	8,102
COTTON GOODS:—													
Shirtings, Grey, Plain	Pieces	3,576	8,582	105	252	3,073	7,375	92	221	6,846	16,430
" White, "	"	3,201	11,043	50	173	10,250	35,363	71	245	13,572	46,824
" Dyed, "	"	2,935	10,860	5	19	2,862	10,587	54	200	5,856	21,666
" Dyed, Figured, Brocaded, and Spotted	"	882	3,528	1,553	6,210	170	680	2,605	10,418
T-Cloths	"	8,067	18,957	63	148	4,673	10,980	103	240	12,906	30,325
Drills, English	"	6	18	6	18
" American	"	492	1,722	2	7	600	2,100	6	19	1,100	3,848
Chintzes	"	1,888	4,531	2	5	1,751	4,202	78	187	3,719	8,925
Turkey Red Cottons	"	451	947	211	443	662	1,390
Cotton Damasks, Dyed	"	1,022	4,701	1,813	8,340	149	685	2,984	13,726
Velvets	"	208	1,349	3	20	130	845	341	2,214
Cambrics, Muslins, and Dimities	"	1,973	2,860	2,088	3,026	20	41	4,081	5,927
Handkerchiefs, European	Dozens	1,396	656	39	18	1,245	585	10	5	2,690	1,264
Towels, European	"	25	13	4	1	29	14
" Japanese	"	9,049	3,257	9,180	3,304	18,229	6,561
Cotton Flannel, European	Pieces	1,225	4,594	1,225	4,594
" Japanese	"	8,096	8,096	8	8	4,650	4,650	276	276	13,030	13,030
Japanese Cotton Cloth	"	2,101	1,366	5,410	3,516	19	12	7,530	4,894
Cotton Yarn, Indian	Piculs	7,148	121,512	2,166	36,830	31,437	534,425	3	43	40,754	692,810
" Thread	"	3	228	3	269	6	497
WOOLLEN GOODS:—													
Camlets, English	Pieces	2,092	26,150	656	8,194	45	556	2,793	34,900
Lastings	"	5	57	6	68	11	125
Long Ells	"	331	1,886	72	408	1	6	404	2,300
Broadcloth	"	100	2,800	261	7,308	4	112	365	10,220
Merinos	"	127	1,969	1	16	268	4,146	3	47	399	6,178
Lustres and Orleans, Figured	"	2	7	2	7
Blankets	Pairs	63	343	23	122	52	278	2	11	140	754
Narrow Cloth	Pieces	2	30	2	38	4	68
Bombazettes	"	93	558	138	828	231	1,386
Woollen Yarn	Piculs	18	1,346	1	62	2	114	21	1,522
METALS:—													
Iron, Nail-rod	Piculs	3,337	9,008	13	31	1,846	4,985	7	20	5,203	14,044
" Bar	"	3,122	9,365	49	146	413	1,238	35	106	3,619	10,855
" Wire	"	887	5,324	114	685	983	5,900	2	12	1	4	1,987	11,925
" Old	"	7,717	14,662	1,709	3,247	7,410	14,079	1	1	141	268	16,978	32,257
Ironware, Unclassed	"	2,107	18,966	125	1,125	2,832	25,488	1	6	3	29	5,068	45,614
Tin, in Slabs	"	6	166	3	93	9	259
Tinplates	"	2	14	1	7	1	5	4	26
Lead, in Pigs	"	144	763	573	3,939	717	3,802
Yellow Metal, Sheets	"	84	1,684	80	1,605	164	3,289
Steel	"	290	1,509	16	84	164	851	470	2,444
Quicksilver	"	2	160	3	288	1	59	6	507
Zinc	"	63	792	2	27	65	879

TABLE No. III.—TRADE IN FOREIGN GOODS.—Imports—Cont^d.

DESCRIPTION OF GOODS.	Classifier of Quantity.	FROM HONGKONG.				FROM MACAO.					TOTAL IMPORTS.		
		Passing Malowchow Station.		Passing Tungsho Station.		Passing Malowchow Station.		Passing Tungsho Station.		Passing Chienshan Station.		Quantity.	Value.
		Quantity.	Value.	Quantity.	Value.	Quantity.	Value.	Quantity.	Value.	Quantity.	Value.		
SUNDRIES:—													
Awabi.....	Piculs	402	12,865	13	425	513	16,401	8	266	936	29,957
Barley, Pearl.....	"	104	563	28	149	52	278	184	990
Betel-nuts.....	"	531	2,654	7,021	35,105	7,552	37,759
Bicho de Mar, Black.....	"	120	5,289	65	2,871	111	4,877	296	13,037
" " White.....	"	109	1,955	79	1,430	10	186	198	3,571
Birds Nests.....	"	1	52	3	289	1	425	5	766
Braid, Llana.....	Gross	1,536	1,075	15	14	280	196	1,831	1,285
Cardamoms, Superior.....	Piculs	3	321	1	59	4	380
" Inferior.....	"	4	174	8	359	2	83	14	616
Cement.....	"	1,931	2,854	3	11	957	1,398	139	565	3,050	4,828
Chinaware, Japan.....	"	6	120	1	9	7	129
Cinnamon.....	"	5	585	2	205	1	30	8	820
Clocks.....	Pieces	188	287	3	9	424	969	45	154	660	1,419
Cloves and Spices.....	Piculs	16	170	11	118	8	91	35	379
Coal.....	Tons	1,313	10,112	6	46	267	2,052	304	2,337	1,890	14,547
Compo.....	Piculs	18	715	3	110	501	20,032	284	529
Cotton, Raw, Indian.....	"	2,229	31,210	1,450	20,302	2,314	32,396	7	102	6,000	84,010
Cuttle-fish.....	"	1,572	28,304	40	570	2,487	44,757	11	192	4,110	73,823
Dyes, Aniline.....	Value.	...	2,596	...	144	...	138	2,878
Fish, Salt.....	Piculs	1,330	7,447	3,670	20,552	380	2,129	5,380	30,128
Flour.....	"	9,341	42,035	4,799	21,596	11,783	53,024	11	51	1,784	8,028	27,718	124,734
Gambier Root.....	"	1,795	5,384	6	17	2,087	6,260	106	319	58	174	4,052	12,154
Ginseng, Korean.....	Catties	23	616	4	99	27	715
" American.....	Piculs	1	490	3	903	1	292	5	1,685
" Unclassed.....	"	5	1,010	3	649	4	904	12	2,563
Glass, Window.....	Boxes	222	821	35	130	53	194	310	1,145
Horns, Rhinoceros.....	Piculs	2	6,021	6	17,199	1	1,080	9	24,300
Isinglass.....	"	23	621	8	220	17	450	48	1,291
Lamps.....	Pieces	1,610	773	23	50	1,965	923	30	28	3,628	1,774
Mangrove Bark.....	Piculs	1,215	1,579	83	108	702	913	5	6	2,005	2,606
Matches, Wood, Japan.....	Gross	168,081	45,382	15,094	4,075	33,168	8,955	741	200	217,084	58,612
Medicines.....	Value	...	96	...	82	178
Milk, Condensed, in Tins.....	Dozens	1,286	2,572	79	158	216	432	7	14	1,588	3,176
Mushrooms.....	Piculs	247	12,581	23	1,167	1,343	68,510	5	255	1,618	82,513
Mussels, Dried.....	"	838	6,117	146	1,066	343	2,503	1,327	9,686
Needles.....	Mill	220	110	35	18	255	128
Oil, Kerosene, American.....	Galls.	641,190	141,062	259,415	57,071	94,609	20,814	65	14	12,345	2,716	1,007,624	221,677
" " Sumatra.....	"	150,410	24,066	15,300	2,448	62,187	9,950	140	22	228,037	36,486
" Machine.....	Piculs	294	2,850	294	2,850
Opium Husk.....	"	47	4,688	47	4,688
" Refuse Cake.....	"	11	1,326	11	1,326
Pepper, Black and White.....	"	35	770	35	755	35	837	105	2,362
Raisins.....	"	352	2,816	119	948	226	1,807	15	119	712	5,690
Rattans, Whole.....	"	331	1,018	5	23	337	1,484	577	2,543
Rice.....	"	674,388	1,820,848	25,773	69,586	129,482	349,601	2,390	6,454	16,734	45,182	848,767	2,291,671
" Paddy.....	"	107,003	214,006	600	1,201	8,960	17,919	304	608	116,867	233,734
Sago.....	"	3,181	13,359	10	43	577	2,425	27	114	3,795	15,941
Sandalwood.....	"	213	1,873	21	186	748	6,579	2	14	984	8,652
Sapanwood.....	"	190	323	22	38	116	198	328	559
Seaweed.....	"	1,111	2,998	39	106	855	2,310	6	16	2,011	5,430
Sharks Fins.....	"	8	412	7	343	76	4,415	1	64	92	5,234
Soap.....	"	227	2,271	3	33	35	352	4	40	269	2,696
Stock-fish.....	"	939	6,104	652	4,236	19	124	1,610	10,464
Stones.....	"	2,200	660	2,200	660
Sugar, White.....	"	3	17	3	17
Timber, Beams, Hard-wood.....	Pieces	2,842	41,209	13	189	1,344	19,488	7	102	400	5,800	4,606	66,788
" Planks, ".....	"	27	68	750	1,875	483	1,208	1,260	3,151

TABLE NO. III.—TRADE IN FOREIGN GOODS.—Imports—Cont^d.

DESCRIPTION OF GOODS.	Classifier of Quantity.	FROM HONGKONG.				FROM MACAO.						TOTAL IMPORTS.	
		Passing Malowchow Station.		Passing Tungho Station.		Passing Malowchow Station.		Passing Tungho Station.		Passing Chienshan Station.		Quantity.	Value.
		Quantity.	Value.	Quantity.	Value.	Quantity.	Value.	Quantity.	Value.	Quantity.	Value.		
SUNDRIES, continued:—			<i>Hk. Ts</i>		<i>Hk. Ts</i>		<i>Hk. Ts</i>		<i>Hk. Ts</i>		<i>Hk. Ts</i>		<i>Hk. Ts</i>
Timber, Planks, Teak	<i>Cub. ft.</i>	7,923	7,923	2,517	2,517	6	6	1,968	1,968	12,414	12,414
" Hard-wood, Un- classified	<i>Pieces</i>	326	848	1,510	3,926	1,005	2,613	3,841	7,387
Umbrellas, Cotton, Japanese	"	2,643	951	16	6	841	303	2	1	3,502	1,261
Vermicelli, Japan	<i>Piculs</i>	30	213	33	229	63	442
Wax, Paraffin	"	1,252	18,783	1	6	1,253	18,789
Wood, Fragrant	"	1	38	39	1,370	46	1,408
Sundries, Unenumerated	<i>Value</i>	...	8,078	...	307	...	4,190	258	...	12,833
TOTAL.....	<i>Hk. Ts</i>	2,850,196		251,093		2,250,353		6,984		211,469		5,570,095	

SUMMARY.

IMPORTED INTO THE FOLLOWING PLACES.		FROM HONGKONG.		FROM MACAO.			TOTAL IMPORTS.	
		Passing Malowchow Station.	Passing Tungho Station.	Passing Malowchow Station.	Passing Tungho Station.	Passing Chienshan Station.		
		<i>Hk. Ts</i>	<i>Hk. Ts</i>	<i>Hk. Ts</i>	<i>Hk. Ts</i>	<i>Hk. Ts</i>	<i>Hk. Ts</i>	
廣州府 Kwangchow-fu	廣東省城	Canton	10,502	10,502
	佛山	Fatshan	6,821	6,821
	順德城	Shuntakshing	71,214	72,404	143,618
	陳村	Chantsun	166,908	166,908
	東莞城	Tungkunshing	403,509	403,509
	太平	Taiping	7,864	7,864
	香山城	Heungshanshing	30,004	661	137,323	6,984	105,000	279,972
	石岐	Shikki	38,999	446,631	134	485,764
	前山	Chienshan	104,799	104,799
	斗門	Taunun	122,995	935	123,930
	新會城	Sauishing	125,684	20,894	502	147,080
	江門	Kongmoon	774,001	79,273	29	853,303
	九龍	Kowloon	13,204	13,204
	新寧城	Sanningshing	1,208,969	78,656	1,287,625
赤溪	Chikkai	107,490	107,490	
肇慶府 Shiuhing-fu	肇慶城	Shiuhingshing	3,273	70	3,343
	鶴山	Hokshanshing	1,730	1,730
	長沙	Cheungsha	379,700	117,521	497,221
	陽江城	Yeungkongshing	112,319	29,554	167,401	309,274
高州府 Kochow-fu	高州城	Kochowshing	4,173	21,192	25,365
	東莞	Shuitung	98,655	218,391	37,774	354,820
	暗舖	Onpo	337	337
雷州府 Luichow-fu	雷州城	Luichowshing	5,524	1,242	133,437	140,203
	赤勸	Chikhom	83	2,165	2,248
瓊州府 Kiungchow-fu	瓊州城	Kiungchowshing	1,245	18,167	19,412
	陵水	Lingshuishing	42,500	42,500
	崖州	Yaichowshing	10,820	10,820
	儋州	Tamchowshing	871	17,724	18,595
廉州府 Linchow-fu	北海	Pakhoi	1,838	1,838
TOTAL FOREIGN IMPORTS..... <i>Hk. Ts</i>		2,850,196	251,093	2,250,353	6,984	211,469	5,570,095	

TABLE No. IV.—TRADE IN NATIVE PRODUCE.—Imports.

DESCRIPTION OF GOODS.	Classifier of Quantity.	FROM HONGKONG.				FROM MACAO.					TOTAL IMPORTS.		
		Passing Malowchow Station.		Passing Tungsho Station.		Passing Malowchow Station.		Passing Tungsho Station.		Passing Chienshan Station.		Quantity.	Value.
		Quantity.	Value.	Quantity.	Value.	Quantity.	Value.	Quantity.	Value.	Quantity.	Value.		
			<i>Hk. Ta.</i>		<i>Hk. Ta.</i>		<i>Hk. Ta.</i>		<i>Hk. Ta.</i>		<i>Hk. Ta.</i>		<i>Hk. Ta.</i>
Almonds, Sweet.....	<i>Piculs</i>	315	9,144	12	353	388	11,245	715	20,742
Bambooware.....	"	125	85	544	3,697	15	99	12	81	696	3,962
Barley, Pearl.....	"	37	168	14	64	88	405	1	3	140	640
Beansrd, Dried.....	"	516	3,144	961	5,859	1	5	23	140	1,501	9,148
Beans and Peas.....	"	18,922	47,305	2,225	5,563	12,237	30,591	2,239	5,596	35,623	89,055
Bones, Buffalo and Pig.....	"	83	166	126	251	2,773	5,546	49	99	3,031	6,062
Bran.....	"	121,652	91,239	5,873	4,406	1	1	131	98	127,657	95,744
Brassware.....	"	2	76	5	171	7	247
Bricks and Tiles.....	<i>Pieces</i>	75,004	900	300	4	27,200	326	102,504	1,230
Cakes.....	<i>Piculs</i>	57	314	1,132	6,226	9	51	532	2,928	1,730	9,519
Charcoal.....	"	204	254	8,976	11,217	2	3	3,978	4,972	13,160	16,446
Chinaware, Fine and Coarse.....	"	1,708	16,226	312	2,966	55	522	2,075	19,714
Cloth, Native (Nankeens).....	"	1,483	74,158	963	48,131	19	964	2,465	123,253
Clothing, Cotton.....	"	6	466	62	4,661	68	5,127
" Silk.....	"	1	540	9	2,838	10	3,378
" Old.....	"	822	98,692	14	1,728	836	100,420
Cocoa-nuts.....	<i>Pieces</i>	12,478	462	1,179,918	43,656	27,673	1,024	1,220,069	45,142
Copper, Old.....	<i>Piculs</i>	8	107	302	4,072	310	4,179
Cotton, Raw.....	"	1,423	21,348	604	9,054	41	608	2,068	31,010
Cuttle-fish.....	"	1,041	29,155	2,630	73,649	44	1,237	3,715	104,041
Dates, Black.....	"	704	3,944	105	588	480	2,688	4	24	1,293	7,244
" Red.....	"	2,076	10,380	423	2,116	1,192	5,962	30	152	3,721	18,610
Dye-stuff.....	"	76	152	4	7	80	159
Eggs, Fresh and Salted.....	<i>Pieces</i>	86,545	908	6,150	65	464,517	4,877	2,695	28	76,650	805	636,557	6,683
Fans, Paper.....	"	12,300	443	1,100	43	13,400	486
Feathers, Duck, Fowl, etc.....	<i>Piculs</i>	2	9	509	3,056	511	3,065
Firewood.....	"	3,402	1,020	43	13	474	142	3,919	1,175
Fish, Dried.....	"	178	1,155	1	3	955	6,212	11	72	1,145	7,442
" Salt.....	"	118	737	238,385	1,489,904	4,443	27,766	242,946	1,518,407
Flour, Rice.....	"	128	511	88	350	77	309	293	1,170
" Potato.....	"	523	1,830	5	18	906	3,173	17	60	1,451	5,081
Fruit, Fresh.....	"	48,224	72,335	3,521	5,281	4	6	92	138	51,841	77,760
" Dried.....	"	754	4,523	14	85	456	2,733	8	50	1,232	7,391
Fungus.....	"	1,329	43,860	60	1,989	2,451	80,894	6	182	3,846	126,925
Ginseng, Native.....	"	1	142	5	1,089	1	217	7	1,448
Glassware.....	"	60	1,199	7	137	74	1,482	1	13	142	2,831
Glue, Cow.....	"	116	1,624	116	1,624
Grasscloth, Coarse.....	"	1	27	20	1,060	21	1,087
Ground-nut Cake.....	"	22,019	37,430	5,961	10,132	1,710	2,908	29,690	50,470
Gypsum.....	"	1,452	1,597	942	1,036	546	601	1	1	2,941	3,235
Hams.....	"	36	715	26	517	19	373	81	1,605
Hemp.....	"	6,831	49,183	7,477	53,834	1	9	14,309	103,026
" Skin.....	"	991	3,962	2,402	9,607	1	4	6	25	3,400	13,598
" Twine and Thread.....	"	68	1,701	387	9,682	3	68	5	121	463	11,572
Indigo, Liquid.....	"	261	1,252	633	3,036	27	130	921	4,418
Iron Pans.....	"	1	5	138	786	9	54	148	845
Joss Sticks.....	"	5	17	348	1,254	1	4	19	68	373	1,343
Lacquer, Crude.....	"	141	1,822	433	2,665	574	4,487
Leather.....	"	35	900	143	3,723	15	377	193	5,000
Lily Flowers, Dried.....	"	2,196	15,372	264	1,851	4,106	28,742	23	158	6,589	46,123
Lime.....	"	390	135	8	3	3,304	1,156	3,702	1,294
Mats, Straw.....	<i>Pieces</i>	17,403	2,958	10,550	1,793	2,964	504	30,917	5,255
" Tea, Sugar, etc.....	"	46,350	1,205	789,973	20,539	836,323	21,744
Meats, Dried.....	<i>Piculs</i>	155	3,261	3	54	258	5,423	9	187	425	8,925
Medicines.....	"	4,664	37,312	3,178	25,427	4,738	37,876	115	918	12,695	101,533
Oil, Ground-nut.....	"	84,634	846,339	14	139	46,505	465,047	16	156	3,196	31,956	134,365	1,343,637
" Wood.....	"	32	223	16	111	686	4,804	11	74	3	19	748	5,231
Oysters, Dried.....	"	834	20,857	6	143	523	13,073	79	1,973	1,442	36,046

TABLE No. IV.—TRADE IN NATIVE PRODUCE.—Imports—Cont^d.

DESCRIPTION OF GOODS.	Classifier of Quantity.	FROM HONGKONG.				FROM MACAO.						TOTAL IMPORTS.	
		Passing Malowchow Station.		Passing Tungho Station.		Passing Malowchow Station.		Passing Tungho Station.		Passing Chienshan Station.		Quantity.	Value.
		Quantity.	Value.	Quantity.	Value.	Quantity.	Value.	Quantity.	Value.	Quantity.	Value.		
		Hk. Tls	Hk. Tls	Hk. Tls	Hk. Tls	Hk. Tls	Hk. Tls	Hk. Tls	Hk. Tls	Hk. Tls		Hk. Tls	
Paper.....	Piculs	68	933	5	29	202	2,041	1	2	28	144	304	3,149
Persimmons, Dried.....	"	1,936	11,618	19	115	751	4,508	13	80	2,719	16,321
Pickles.....	No.	25	76	315	946	21	62	361	1,084
Pigs.....	"	43	323	574	4,305	91	683	1,731	12,983	2,439	18,294
Pottery, Earthenware.....	Piculs	30	60	1,814	3,629	2	4	225	451	2,071	4,144
Prawns, Dried.....	"	2,445	61,132	71	1,776	2,348	58,689	37	936	4,901	122,533
" Refuse.....	"	13,156	23,681	3,097	5,575	17	31	16,270	29,287
Rattans, Split.....	"	438	3,679	4,346	36,504	3	27	4,787	40,210
Salt.....	"	350	210	1,232	739	63,880	38,328	323	194	65,785	39,471
Samshu.....	"	1,755	11,404	30	196	1,543	10,028	102	663	429	2,786	3,859	25,077
Seed, Lily Flower.....	"	54	1,005	11	202	147	2,730	212	3,937
" Melon.....	"	320	1,598	3	14	514	2,569	163	813	1,000	4,994
" Sesamum.....	"	41	188	15	68	14	63	70	319
Shoes, Silk and Cotton.....	Pairs	6,867	4,532	10,842	7,158	315	208	18,024	11,898
Silk Piece Goods.....	Piculs	44	25,736	162	95,646	11	6,295	217	127,677
Silkworms, Dried.....	"	411	411	411	411
Soy and Sauce.....	"	16,463	46,097	5,701	15,962	403	1,128	22,567	63,187
Sugar, Brown.....	"	211	739	3	12	33,714	117,995	21	72	4,113	14,395	38,062	133,213
" White.....	"	16,987	88,332	2	10	8,573	44,578	5	24	802	4,169	26,369	137,113
" Candy.....	"	1,418	11,343	17	134	1,176	9,407	45	363	2,656	21,247
" Cane.....	"	1,678	839	42	21	1,720	860
Tallow, Animal.....	"	3	21	89	655	19	144	111	820
Tea, Black, Fired.....	"	12	309	2	56	306	7,640	97	2,429	417	10,434
" Dust.....	"	13	19	13	19
" Stalk.....	"	3	12	2	8	307	1,255	24	98	336	1,373
" Seed Cake.....	"	133	160	107	129	240	289
Timber, Beams, Hard-wood.....	Pieces	74	370	826	4,130	15	75	76	380	991	4,955
" Planks, ".....	"	1,111	2,777	128	320	1,239	3,097
" " Soft-wood.....	Sq. feet	9,790	269	151,692	4,170	200	6	118,669	3,263	280,351	7,708
" Hard-wood, Unclassed.....	Pieces	5,458	13,100	2,192	5,261	7,650	18,361
Tin-foil.....	Piculs	48	2,178	10	441	58	2,608	116	5,227
Tobacco, Leaf.....	"	494	4,696	785	7,455	419	3,981	1,698	16,132
" Prepared.....	"	69	1,537	162	3,723	3	75	21	480	255	5,815
" Stalk.....	"	190	380	6,858	13,718	1,170	2,341	8,218	16,439
Treacle.....	"	229	321	398	557	1,379	1,931	2,006	2,809
Turnips, Salted.....	"	42	147	540	1,892	3	11	49	170	634	2,220
Vegetables, Dried and Salted.....	"	231	531	3	5	202	466	35	81	471	1,083
Vermicelli.....	"	15,793	118,447	234	1,753	8,573	64,297	217	1,630	24,817	186,127
Vinegar.....	"	17	15	1,098	988	29	26	487	439	1,631	1,468
Wax, White.....	"	97	5,625	6	357	99	5,770	202	11,752
" Yellow.....	"	4	146	4	146
Wood, Poles.....	Pieces	8	3	2,723	816	503	151	4,630	1,389	7,864	2,359
" Coffin.....	"	37	49	5,241	6,813	75	98	511	664	5,864	7,624
Woodware.....	Piculs	37	261	107	746	2	12	101	705	247	1,724
Sundries, Unenumerated.....	Value	...	14,037	...	1,590	...	23,662	...	288	...	1,087	...	40,664
TOTAL.....	Hk. Tls	...	1,904,188	...	48,842	...	3,281,312	...	2,912	...	162,851	...	5,400,105

SUMMARY.

IMPORTED INTO THE FOLLOWING PLACES.			FROM HONGKONG.		FROM MACAO.			TOTAL IMPORTS.
			Passing Malowchow Station.	Passing Tungho Station.	Passing Malowchow Station.	Passing Tungho Station.	Passing Chienshan Station.	
			<i>Hk. Ts.</i>	<i>Hk. Ts.</i>	<i>Hk. Ts.</i>	<i>Hk. Ts.</i>	<i>Hk. Ts.</i>	<i>Hk. Ts.</i>
廣州府 Kwangchow-fu	廣東省城	Canton	355,107	355,107
	佛山	Fatsan	12,333	...	263	12,596
	順德城	Shuntakshing	975	...	65,942	66,917
	陳村	Chantsun	376,682	376,682
	東莞城	Tungkunshing	74,388	74,388
	太平	Taiping	31,490	31,490
	香山	Heungshanshing	3,942	1,016	118,539	2,912	114,581	240,990
	石岐	Shikki	845,132	...	4,344	849,476
	前山	Chienshan	41,470	41,470
	斗門	Taunm	166,292	...	1,166	167,458
	新會城	Sanuishing	166,968	...	144,044	...	78	311,090
	江門	Kongmoon	261,244	...	431,193	...	827	693,264
	九龍	Kowloon	46,977	46,977
新寧城	Sanningshing	841,202	...	193,544	1,034,746	
赤溪	Chikkai	97,621	97,621	
肇慶府 Shiuhing-fu	肇慶城	Shiuhingshing	5,156	...	122	5,278
	鶴山城	Hokshanshing	2,208	2,208
	長沙	Cheungsha	560,913	...	76,866	637,779
	陽江城	Yeungkongshing	55,471	6,971	73,530	135,972
高州府 Kochow-fu	高州城	Kochowshing	890	...	19,773	20,663
	水東	Shuitung	12,445	39,606	29,902	81,953
	暗舖	Onpo	281	281
雷州府 Luichow-fu	雷州城	Luichowshing	53	1,249	27,589	28,891
	赤灘	Chikhom	48	...	838	886
瓊州府 Kiungchow-fu	瓊州城	Kiungchowshing	6,361	6,361
	陵水城	Lingshuishing	25,157	25,157
	崖州城	Yaichowshing	4,999	4,999
	儋州城	Tamchowshing	7,600	7,600
廉州府 Limchow-fu	北海	Pakhei	37	...	1,443	1,480
	油頭	Swatow	840	840
Kwangchowwan to Macao			37,514	37,514
Siam to Macao			1,971	1,971
TOTAL NATIVE IMPORTS..... <i>Hk. Ts.</i>			1,904,188	48,842	3,281,312	2,912	162,851	5,400,105

TABLE No. V.—TRADE IN NATIVE PRODUCE.—Exports.

DESCRIPTION OF GOODS.	Classifier of Quantity.	To HONGKONG.				To MACAO.					TOTAL EXPORTS.		
		Passing Malowchow Station.		Passing Tungho Station.		Passing Malowchow Station.		Passing Tungho Station.		Passing Chienshan Station.		Quantity.	Value.
		Quantity.	Value.	Quantity.	Value.	Quantity.	Value.	Quantity.	Value.	Quantity.	Value.		
			<i>Hk. Pks</i>		<i>Hk. Pks</i>		<i>Hk. Pks</i>		<i>Hk. Pks</i>		<i>Hk. Pks</i>		<i>Hk. Pks</i>
Bags, Gunny, Old.....	<i>Pieces</i>	206,509	10,325	9,400	470	560	28	216,469	10,823
" Grass and Straw.....	"	547,328	15,873	31,935	926	579,263	16,799
Bamboo Baskets.....	<i>Piculs</i>	721	2,525	4,201	14,702	4,922	17,227
" Poles.....	<i>Pieces</i>	100,102	5,005	153,638	7,682	1,495	75	255,335	12,762
" Split.....	<i>Piculs</i>	829	2,322	45,580	127,624	570	1,595	46,979	131,541
Bambooware.....	"	6,838	46,501	1,530	10,400	4	29	8,372	56,930
Barley, Pearl.....	"	107	490	107	490
Beancurd, Dried.....	"	45	274	220	1,341	265	1,615
Beans and Peas.....	"	5	13	127	319	2	4	134	336
Betel-nuts.....	"	1,344	6,722	1,344	6,722
Bone and Horn Ware.....	"	5	521	5	521
Brassware.....	"	7	278	102	3,893	109	4,171
Bricks and Tiles.....	<i>Pieces</i>	1,810,500	21,726	3,032,030	36,385	708,945	14,179	5,551,475	72,290
Caps, Silk.....	"	3,017	754	3,039	760	6,056	1,514
Charcoal.....	<i>Piculs</i>	3,725	4,650	67,998	84,998	71,723	89,654
China ware, Fine.....	"	336	9,407	336	9,407
" Coarse.....	"	1,068	9,613	1,068	9,613
Cigarettes.....	"	19	171	19	171
Clogs.....	<i>Pairs</i>	86,175	5,688	6,580	435	92,755	6,123
Cloth, Native (Nankeens).....	<i>Piculs</i>	1,098	47,227	1,098	47,227
Cocoa-nuts.....	<i>Pieces</i>	1,143,772	42,320	1,143,772	42,320
Crabs.....	<i>Piculs</i>	330	1,154	330	1,154
Cuttle-fish.....	"	11	305	3	78	62	1,747	5	142	81	2,272
Dye-stuff.....	"	3	5	824	1,647	827	1,652
Eggs, Fresh and Salted.....	<i>Pieces</i>	20,400	213	8,973,948	89,990	1,321,440	13,214	10,315,788	103,417
Fans, Palm-leaf, Trimmed.....	"	1,726,810	43,170	861,342	21,535	2,588,152	64,705
" " Untrimmed.....	"	24,046,786	127,448	10,049,535	53,264	34,096,321	180,712
" Paper.....	"	204,810	7,373	74,265	2,673	279,075	10,046
Feathers, Duck, Fowl, etc.....	<i>Piculs</i>	332	4,593	169	2,332	10	139	511	7,064
Fire-crackers and Fireworks.....	"	30	418	1,002	14,033	1,032	14,451
Firewood.....	"	3,076	1,107	40	14	344,598	124,053	353	127	348,067	125,303
Fish, Dried and Salt.....	"	430	2,750	134	856	1,870	11,970	1,712	10,954	41	265	4,187	26,795
Flour, Rice.....	"	4	12	1,238	4,333	1,242	4,345
" Potato.....	"	2	5	161	563	163	568
Fruit, Fresh.....	"	289	433	41,477	62,216	71	107	41,837	62,756
" Dried.....	"	22	126	195	1,108	217	1,234
Glassware.....	"	18	367	85	1,702	103	2,069
Glue, Cow.....	"	62	871	62	871
Grasscloth, Fine.....	"	31	5,639	17	3,078	48	8,717
" Coarse.....	"	5	370	67	5,308	72	5,678
Ground-nut Cake.....	"	1,532	2,603	1,532	2,603
Hams.....	"	80	1,606	80	1,606
Hemp.....	"	5	34	2	12	1,799	13,492	1,806	13,538
" Skin.....	"	67	269	5,691	22,763	5,758	23,032
" Twine and Thread.....	"	2,071	47,224	2,071	47,224
Hides, Cow and Buffalo.....	"	7	83	7	83
Honey.....	"	182	1,277	182	1,277
Horns, Cow and Buffalo.....	"	20	172	20	172
Indigo, Liquid.....	"	1,343	6,448	1,343	6,448
Iron Pans.....	"	853	4,864	853	4,864
Ironware.....	"	9	84	674	6,065	683	6,149
Joss Ornaments.....	"	1	16	63	1,395	64	1,411
" Sticks.....	"	92	331	851	3,062	943	3,393
Joss-stick Powder.....	"	6	7	7,911	9,493	75	90	7,992	9,590
Leather.....	"	12	294	140	3,355	152	3,649
Leatherware.....	"	631	23,485	2,146	79,952	2,777	103,437
Lime.....	"	3,179	1,112	6,585	2,305	9,764	3,417
Lung-ngan Pulp.....	"	169	3,047	216	3,897	55	977	440	7,921

TABLE NO. V.—TRADE IN NATIVE PRODUCE.—Exports—Cont^d

DESCRIPTION OF GOODS.	Classifier of Quantity.	TO HONGKONG.				TO MACAO.					TOTAL EXPORTS.		
		Passing Malowchow Station.		Passing Tungho Station.		Passing Malowchow Station.		Passing Tungho Station.		Passing Chienshan Station.	Quantity.	Value.	
		Quantity.	Value.	Quantity.	Value.	Quantity.	Value.	Quantity.	Value.	Quantity.			Value.
			Hk. Pcs		Hk. Pcs		Hk. Pcs		Hk. Pcs		Hk. Pcs		Hk. Pcs
Mats, Straw.....	Pieces	8,479	712	25,247	2,121	33,726	2,833
" Tea, Sugar, etc.	"	87,100	3,484	16,073,063	642,922	16,160,163	646,406
Meats, Preserved.....	Piculs	365	12,783	103	3,595	63	2,196	531	18,574
Medicines.....	"	28	155	10	55	1,365	7,506	1,403	7,716
Oil, Ground-nut.....	"	11	121	186	2,139	197	2,260
" Wood.....	"	1,362	10,080	1,362	10,080
" Cassia-leaf.....	"	539	99,693	342	63,229	881	162,922
Opium, Native.....	Catties	83	208	83	208
Oysters, Dried.....	Piculs	4	115	720	22,331	130	4,019	854	26,465
Palm Leaves.....	"	5,662	3,397	3,671	2,202	18	11	9,351	5,610
Palmleafware.....	"	8,917	17,834	732	1,463	9,649	19,297
Paper, 1st Quality.....	"	22	325	2,269	34,040	6	87	2,297	34,452
" 2nd ".....	"	432	2,589	14,459	86,753	2	14	14,893	89,356
" Joss.....	"	202	906	3,485	15,682	3,687	16,588
Peel, Orange.....	"	1,571	17,276	852	9,368	2,423	26,644
Persimmons, Dried.....	"	136	680	136	680
Pickles.....	"	215	646	724	2,171	97	292	1,036	3,109
Pigs.....	No.	1,020	8,874	264	2,297	29,104	253,205	49	426	4,598	40,003	35,035	304,805
Pottery, Earthenware.....	Piculs	105	210	14,068	28,135	39	77	14,212	28,422
Poultry.....	No.	3,260	668	250	51	70,254	14,403	3,509	719	77,273	15,841
Prawns, Dried.....	Piculs	7	156	266	6,378	33	801	306	7,335
Preserves.....	"	2	14	58	612	60	626
Rattans, Split.....	"	6	77	4,534	58,947	4,540	59,024
Rice.....	"	7,157	25,763	*7,157	25,763
" Paddy.....	"	1,067	2,347	30,084	66,185	†31,151	68,532
Salt.....	"	5,250	4,725	10,700	9,711	102	91	16,142	14,527
Samshu.....	"	354	1,593	26,864	120,887	925	4,163	28,143	126,643
Seed, Lily Flower.....	"	6	116	23	464	29	580
" Melon.....	"	49	245	190	948	126	1,193
" Sesamum.....	"	126	578	126	578
Shoes, Silk and Cotton.....	Pairs	39,546	26,100	41,253	27,227	80,799	53,327
Silk, Raw, White.....	Piculs	589	203,150	589	203,150
" Wild.....	"	3,621	336,753	3,621	336,753
" Cocoons, Whole.....	"	467	30,332	467	30,332
" Refuse.....	"	499	24,970	499	24,970
" Piece Goods.....	"	174	83,361	174	83,361
" and Cotton Mixtures.....	"	6	1,047	6	1,047
Soy and Sauce.....	"	3,093	8,661	694	1,942	50	140	1,017	2,848	4,854	13,591
Sugar, Brown.....	"	3,948	13,816	19,025	66,587	158,224	553,786	181,197	634,189
" White.....	"	405	2,105	1,000	5,198	1,405	7,303
" Cane.....	"	5,601	2,801	5,601	2,801
Tallow, Animal.....	"	2,652	22,276	513	4,312	1	5	3,166	26,593
Tea, Black, Fired.....	"	8,339	133,424	3	54	8,342	133,478
" " Unfired.....	"	85	595	656	4,594	1,887	13,212	2,628	18,401
" Green, Fired.....	"	98	1,950	98	1,950
" Dust.....	"	123	184	123	184
" Seed Cake.....	"	380	456	1,430	1,716	1,810	2,172
Timber, Beams, Hard-wood.....	Pieces	49	245	74	370	9,041	45,205	104	520	9,268	46,340
" Planks, ".....	"	754	1,357	3,784	6,811	4,538	8,168
" " Soft-wood.....	Sq. feet	5,376	161	3,178,097	95,343	16,849	506	3,200,322	96,010
" " Tea.....	Pieces	234,445	42,200	234,445	42,200
" Hard-wood, Unclassed.....	"	18,802	33,844	72,470	130,446	91,272	164,290
Tobacco, Leaf.....	Piculs	4,700	51,698	28,639	315,033	10	110	33,349	366,841
" Prepared.....	"	16,751	301,527	432	7,770	17,183	309,297
" Stalk.....	"	61	122	5,423	10,846	45	90	5,529	11,058
Treacle.....	"	1,093	1,530	1,032	1,445	2,233	3,125	4,358	6,100
Turnips, Salted.....	"	590	1,533	4,621	12,015	1	3	5,212	13,551
Umbrellas, Paper.....	Pieces	9,629	963	9,629	963

* 5,298 piculs were exported to Macao under special Regulations introduced in August 1889 and 1,859 piculs were exported from Macao to Kwangchowwan.
† Exported to Macao under special Regulations introduced in August 1889.

TABLE No. V.—TRADE IN NATIVE PRODUCE.—Exports—Cont^d.

DESCRIPTION OF GOODS.	Classifier of Quantity.	TO HONGKONG.				TO MACAO.						TOTAL EXPORTS.	
		Passing Malowchow Station.		Passing Tungho Station.		Passing Malowchow Station.		Passing Tungho Station.		Passing Chienshan Station.		Quantity.	Value.
		Quantity.	Value.	Quantity.	Value.	Quantity.	Value.	Quantity.	Value.	Quantity.	Value.		
			<i>Hk. \$</i>		<i>Hk. \$</i>		<i>Hk. \$</i>		<i>Hk. \$</i>		<i>Hk. \$</i>		<i>Hk. \$</i>
Vegetables, Fresh	<i>Piculs</i>	4,633	4,633	79	79	2,635	2,635	5	5	7,352	7,352
" Dried and Salted ..	"	33	75	614	1,412	2	4	649	1,491
Vermicelli	"	15	113	686	5,145	701	5,258
Vinegar	"	55	49	5,439	4,895	902	812	6,396	5,756
Wax, White	"	2	129	2	129
Wood, Poles	<i>Pieces</i>	4,715	1,415	61,483	18,445	833	250	67,031	20,110
" Coffin	"	1,411	1,905	85	115	1,496	2,020
" Fragrant	<i>Piculs</i>	564	19,732	564	19,732
Woodware	"	349	2,440	1,960	13,720	2,309	16,160
Yeast	"	110	332	1,276	3,827	1,386	4,159
Sundries, Unenumerated	<i>Value</i>	...	4,682	...	734	...	54,519	...	4,546	...	14,162	...	78,643
TOTAL	<i>Hk. \$</i>	...	987,934	...	83,699	...	4,657,619	...	16,430	...	182,496	...	5,928,178

SUMMARY.

EXPORTED FROM THE FOLLOWING PLACES.		TO HONGKONG.		TO MACAO.			TOTAL EXPORTS.
		Passing Malowchow Station.	Passing Tunggho Station.	Passing Malowchow Station.	Passing Tunggho Station.	Passing Chienshan Station.	
		Hk. <i>Ts</i> .	Hk. <i>Ts</i> .	Hk. <i>Ts</i> .	Hk. <i>Ts</i> .	Hk. <i>Ts</i> .	Hk. <i>Ts</i> .
廣州府 Kwangchow-fu	廣東省城	Canton.....	241,557	...	241,557
	佛山	Fatshan.....	136,940	...	136,940
	順德城	Shuntakshing.....	646,173	...	202
	陳村	Chantsun.....	354,407	...	2,874
	東莞城	Tungkunshing.....	39,478	...	300
	太平	Taiping.....	11,903
	香山城	Heungshanshing.....	13,216	1,843	94,202	16,430	119,917
	石岐	Shikki.....	296,484	...	3,214
	前山	Chienshan.....	31,940
	斗門	Taunun.....	96,138	...	19,127
	新會城	Sannishing.....	146,873	...	89,095	...	2,660
	江門	Kongmoon.....	567,098	...	472,230	...	2,172
	九龍	Kowloon.....	16,798
新甯城	Sanningshing.....	47,719	...	43,520	
赤溪	Chikkai.....	21,672	
肇慶府 Shiuhing-fu	肇慶城	Shiuhingshing.....	119,976	...	90
	鶴山城	Hokshanshing.....	42,229
	長沙	Cheungsha.....	161,210	...	87,383
	陽江城	Yeungkongshing.....	35,249	42,628	102,942
高州府 Kochow-fu	高州城	Kochowshing.....	523	14,908	171,340
	水東	Shuitung.....	71	2,703	53,410
	暗舖	Onpo.....	127,604
雷州府 Luichow-fu	雷州城	Luichowshing.....	8,723	21,617	838,291
	赤欄	Chikhom.....	1,230
瓊州府 Kiangchow-fu	瓊州城	Kiangchowshing.....	35,054
	陵水城	Lingshuishing.....	310,686
	崖州城	Yaichowshing.....	42,634
	儋州城	Tamchowshing.....	5,306	...	118,671
廉州府 Limchow-fu	廉州城	Limchowshing.....	1,325
	北海	Pakhoi.....	500	...	14,903
	欽州城	Yamchowshing.....	216	...	241
Macao to Kwangchowwan.....		6,799	6,799
" " Annam.....		23,534	23,534
TOTAL NATIVE EXPORTS.....Hk. <i>Ts</i> .		987,934	83,699	4,657,619	16,430	182,496	5,928,178

B.—SPECIAL TABLES.

TABLE No. I.—IMPORT TRADE.

Comparative Table of the principal Articles of Import, for the Years 1893 to 1902.

DESCRIPTION OF GOODS.	Classifier of Quantity.	1893.	1894.	1895.	1896.	1897.	1898.	1899.	1900.	1901.	1902.
OPIUM :—											
Malwa.....	Piculs	5
Patna.....	"	1,622	2,151	1,470	1,838	2,109	2,510	2,219	1,587	1,409	1,397
Benares.....	"	2	17	8	11	2
Turkey.....	"	30	6	21	20	11	11	8	3
Boiled.....	"	2	1	1	2	...	8	1	...	1	9
COTTON GOODS :—											
Shirtings, Grey.....	Pieces	89,991	68,038	80,666	74,521	76,533	23,207	11,386	9,652	6,752	6,846
" White.....	"	97,111	72,030	98,630	90,496	82,331	42,915	14,413	11,794	5,379	13,572
" Dyed, Figured, etc.....	"	12,818	10,756	12,762	13,326	11,659	8,986	13,055	13,783	9,381	8,461
T-Cloths.....	"	74,430	55,437	59,169	50,271	49,190	29,198	18,594	15,376	13,067	12,906
Cambrics, Lawns, and Muslins.....	"	6,587	3,606	3,848	4,134	3,251	2,983	3,493	3,516	4,976	4,081
Cotton Goods, Unclassed.....	"	9,649	7,769	14,839	23,894	22,413	20,849	32,080	31,607	32,414	30,597
" Yarn, Indian.....	Piculs	34,896	32,826	37,060	34,942	31,511	44,014	40,432	25,762	26,517	40,754
WOOLLEN GOODS :—											
Camlets, English.....	Pieces	7,062	4,549	4,907	5,302	4,127	2,812	2,470	3,151	3,282	2,793
Lastings.....	"	570	307	300	275	173	133	120	66	23	11
Long Kells.....	"	2,090	1,637	1,906	1,735	1,795	1,509	1,072	857	520	404
Narrow Cloth.....	"	1,795	1,245	1,980	880	53	122	26	28	34	4
Woollen Goods, Unclassed.....	"	2,709	1,638	1,608	1,601	1,970	1,676	1,500	1,325	1,264	997
FOREIGN SUNDRIES :—											
Cotton, Raw.....	Piculs	6,349	6,311	6,069	9,659	14,119	15,955	16,100	15,055	8,504	6,000
Fish, Salt.....	"	9,464	11,581	6,031	8,502	11,485	1,482	1,268	3,452	6,111	5,380
Flour.....	"	20,793	20,898	20,964	20,738	15,378	12,118	18,005	22,853	27,450	27,718
Matches.....	Gross	448,741	388,655	509,914	764,431	394,187	209,851	144,012	112,745	118,576	217,084
Mushrooms.....	Piculs	1,675	1,382	2,099	2,576	1,908	1,564	1,374	1,594	1,985	1,618
Oil, Kerosene, American.....	Galls.	831,409	694,482	269,530	208,270	355,595	193,160	516,920	1,423,655	1,334,735	1,007,624
" " Russian.....	"	47,194	57,495	36,400	25,295	15,620	420	100,215	85,370
" " Sumatra.....	"	15,675	68,675	104,470	86,800	112,205	131,020	412,625	228,037
Rice and Paddy.....	{ Value, Hk. Rs }	308,542	550,957	512,177	570,614	103,095	60,617	312,529	1,162,377	792,489	2,525,405
NATIVE SUNDRIES :—											
Beans and Peas.....	Piculs	24,163	37,145	23,446	29,861	17,459	14,709	14,036	21,910	21,750	35,623
Cloth, Cotton.....	"	2,231	1,780	1,972	1,599	2,324	2,528	3,304	3,001	3,629	2,465
Cotton, Raw.....	"	5,026	4,438	7,208	2,692	1,332	2,011	1,708	3,693	2,503	2,068
Fish, Salt.....	"	279,219	231,725	230,013	237,260	245,861	219,341	274,187	226,877	248,224	242,946
Ground-nut Cake.....	"	38,120	43,841	32,905	28,237	26,630	16,491	8,631	9,058	20,695	29,690
Medicines.....	{ Value, Hk. Rs }	171,789	175,758	103,595	212,116	154,096	175,297	153,271	146,487	128,139	101,533
Oil, Ground-nut.....	Piculs	86,377	70,818	98,440	79,361	111,350	97,965	78,978	78,796	112,434	134,365
Prawns, Dried.....	"	5,023	3,518	3,042	2,865	2,324	1,738	1,034	1,713	2,694	4,901
Silk Piece Goods.....	{ Value, Hk. Rs }	152,865	144,551	150,247	155,688	121,261	100,268	104,165	78,829	67,739	127,677
Sugar, Brown.....	Piculs	13,774	17,604	11,054	8,782	28,151	13,957	10,453	16,773	33,049	38,062
" White.....	"	27,163	22,322	15,776	12,080	23,587	5,918	8,706	10,455	22,678	26,369
Vermicelli.....	"	18,700	18,621	16,895	18,813	16,561	12,705	12,501	17,220	17,336	24,817

TABLE No. 2.—EXPORT TRADE.

Comparative Table of the principal Articles of Export, for the Years 1893 to 1902.

DESCRIPTION OF GOODS.	Classifier of Quantity.	1893.	1894.	1895.	1896.	1897.	1898.	1899.	1900.	1901.	1902.
		Cloth, Cotton	Piculs	1,137	1,268	1,285	1,309	1,265	1,475	1,725	1,393
Eggs, Fresh and Salted	Pieces	8,028,755	6,688,738	5,809,124	7,020,596	7,801,036	9,043,420	7,623,749	9,208,972	10,074,591	10,315,788
Fans, Palm-leaf	"	10,876,600	13,526,261	12,586,280	14,927,570	15,866,520	14,315,635	19,563,840	38,554,346	41,340,198	36,684,473
Firewood	Piculs	357,613	338,561	333,156	304,066	306,727	290,992	309,002	331,637	339,708	348,067
Fruit, Fresh	"	58,335	64,464	52,322	40,895	42,623	42,910	51,535	52,722	57,526	41,837
Ground-nut Cake	"	25,401	36,386	19,731	32,335	18,603	17,346	629	3,492	3,070	1,532
Mats, Tea, Sugar, etc.	Pieces	15,018,645	16,111,764	17,609,516	17,895,545	20,376,915	23,194,904	19,481,229	15,103,173	25,501,729	16,160,163
Oil, Ground-nut	Piculs	35,176	31,846	37,063	32,104	20,506	12,428	5,416	628	1,751	197
" Aniseed	"	126	26	...	13
" Cassia-leaf	"	921	676	442	843	1,038	444	550	949	1,106	881
Paper, 1st Quality	"	2,881	2,734	2,710	2,828	3,414	2,189	1,184	1,425	1,732	2,297
" 2nd "	"	19,080	14,463	18,332	18,169	18,901	17,634	10,303	12,137	15,955	14,893
Peel, Orange	"	1,692	1,504	1,258	1,200	1,031	1,783	1,808	860	1,693	2,423
Pigs	No.	22,727	26,327	22,233	26,808	30,918	35,400	30,509	31,061	30,935	35,035
Poultry	{ Value, Hk. Ts }	65,230	68,856	42,412	63,620	34,727	13,190	14,994	17,401	23,722	15,841
Rice and Paddy	"	*199,697	*217,128	*177,273	*304,528	*394,378	*182,066	*2,040	...	*107,128	†94,295
Samshu	Piculs	28,824	28,832	27,587	26,816	26,879	30,531	28,021	26,682	37,484	28,143
Silk, Raw, White	"	197	287	644	820	329	430	713	627	341	589
" " Wild	"	3,389	2,374	4,374	3,579	3,599	3,545	4,234	3,747	3,517	3,621
" Cocoons, Whole	"	1,183	963	892	1,248	1,162	1,048	1,056	394	436	467
" Refuse	"	560	315	602	839	780	720	746	596	1,301	499
" Piece Goods	{ Value, Hk. Ts }	86,004	72,157	63,149	100,274	115,734	170,825	214,868	75,070	70,194	83,361
Sugar, Brown	Piculs	152,660	119,635	70,474	120,413	122,947	107,191	96,027	109,602	137,415	181,197
" White	"	2,335	2,664	671	2,460	2,029	2,042	3,210	1,924	3,517	1,405
Tea, Black, Fired	"	20,303	13,677	12,566	18,562	23,177	26,810	30,217	20,401	14,831	8,342
" " Unfired	"	19,424	19,898	20,663	6,945	2,400	1,247	1,261	7,899	5,723	2,628
" Green, Fired	"	53	169	1	10	33	2	1	21	56	98
" " Unfired	"	35	62	58	9	13	1	...	261	174	...
Timber, Planks, Hard-wood ...	{ Value, Hk. Ts }	142,620	151,151	489,914	731,820	711,475	89,988	95,731	126,835	63,132	50,368
" " Soft-wood	"	154,641	137,499	95,454	108,700	192,851	125,557	128,519	120,578	120,113	96,010
Tobacco, Leaf	Piculs	29,859	30,902	28,632	19,352	25,398	34,555	38,942	30,277	36,434	33,349

* Exported to Macao under special Regulations introduced in August 1889.

† Rice and Paddy of the value of Hk. Ts 87,604 were exported to Macao under special Regulations introduced in August 1889 and Rice and Paddy of the value of Hk. Ts 6,691 were exported from Macao to Kwangchowwan.

TABLE No. 3.—VALUE OF TRADE.

Comparative Table of the Value of the Trade, for the Years 1893 to 1902.

YEARS.	IMPORTS FROM		EXPORTS TO		TOTAL IMPORTS AND EXPORTS.	RE-EXPORTS.	TREASURE AND COPPER CASH.		TRANSIT TRADE.	
	Foreign Countries.	Native Ports.	Foreign Countries.	Native Ports.			Imported.	Exported.	Inwards.	Outwards.
1893.....	5,347,786	...	4,293,203	...	9,640,989	...	936
1894.....	5,385,194	...	3,910,179	...	9,295,373	...	1,317
1895.....	5,305,009	...	4,070,919	...	9,375,928	...	1,484
1896.....	7,035,092	...	5,561,206	...	12,596,298	...	134
1897.....	7,249,460	...	5,894,314	...	13,143,774
1898.....	6,649,065	...	5,381,874	...	12,030,939
1899.....	7,575,239	...	6,173,279	...	13,748,518
1900.....	7,932,340	...	5,640,729	...	13,573,069	...	33
1901.....	8,359,795	...	6,246,617	...	14,606,412
1902.....	10,970,200	...	5,928,178	...	16,898,378

TABLE No. 4.—SHIPPING.

Comparative Table of Shipping, for the Years 1893 to 1902.

a.—Under General Regulations.

YEARS.	ENTERED INWARDS.						CLEARED OUTWARDS.					
	STEAMERS.		SAILING VESSELS.*		TOTAL.		STEAMERS.		SAILING VESSELS.*		TOTAL.	
	No.	Tons.	No.	Tons.	No.	Tons.	No.	Tons.	No.	Tons.	No.	Tons.
1893.....	10,840	521,347	10,840	521,347	10,947	529,417	10,947	529,417
1894.....	10,109	528,017	10,109	528,017	10,156	522,720	10,156	522,720
1895.....	8,458	470,155	8,458	470,155	8,827	464,255	8,827	464,255
1896.....	7,982	440,068	7,982	440,068	8,127	459,964	8,127	459,964
1897.....	7,949	439,108	7,949	439,108	7,930	450,921	7,930	450,921
1898.....	7,727	418,886	7,727	418,886	7,718	428,648	7,718	428,648
1899.....	7,557	404,885	7,557	404,885	7,405	421,318	7,405	421,318
1900.....	7,928	463,569	7,928	463,569	7,600	453,546	7,600	453,546
1901.....	8,553	489,262	8,553	489,262	8,048	477,455	8,048	477,455
1902.....	8,819	508,245	8,819	508,245	7,791	455,789	7,791	455,789

* Junks.

b.—Under Inland Steam Navigation Rules.

Nil.

TABLE No. 5.—TREASURE.

Nil.

TABLE No. 6.—PASSENGER TRAFFIC.

Passenger Traffic during the Year 1902.

PASSENGERS INWARDS.	PASSING THE FOLLOWING STATIONS.	PASSENGERS OUTWARDS.
96,047	Malowchow.....	92,592
967	Tungho.....	1,020
27,393	Chienshan.....	26,317
124,407	TOTAL.....	119,929

TABLE No. 7.—DISTRIBUTION OF SHIPPING.

Distribution of Shipping between Prefectures and Ports, and between Foreign Countries, during the Year 1902.

	TO CHINA.			FROM CHINA.			TOTAL.					
	No. of Trips.	Tonnage.		No. of Trips.	Tonnage.		No. of Trips.	Tonnage.				
		Ballast.	Cargo.		Ballast.	Cargo.		Ballast.	Cargo.			
		Tons.	Tons.		Tons.	Tons.		Tons.	Tons.			
廣州府 Kwangchow-fu	廣東省城	Canton	109	270	9,701	209	5,493	11,998	318	5,763	21,699	
	佛山	Fatshan	37	140	1,923	55	...	4,277	92	140	6,200	
	德城	Shuntakshing	87	120	7,451	77	90	5,450	164	210	12,901	
	順村	Chantsun	109	742	10,111	119	288	11,555	228	1,030	21,666	
	陳莞	Tungkunshing	56	...	3,279	62	...	3,786	118	...	7,065	
	東莞	Taiping	52	12	1,734	48	34	1,550	100	46	3,284	
	太香	Heungshanshing	2,552	844	41,859	2,236	11,092	31,588	4,788	11,936	73,447	
	石岐	Shikki	585	361	37,251	556	242	35,972	1,141	603	73,223	
	前山	Chienshan	297	...	5,042	302	2,720	2,420	599	2,720	7,462	
	斗門	Taunun	578	101	15,840	504	96	15,282	1,082	197	31,122	
	新會	Sanuishing	159	258	13,944	191	375	15,941	350	633	29,885	
	江門	Kongmoon	502	1,050	52,500	314	986	34,996	816	2,036	87,496	
	九龍	Kowloon	159	15	4,173	147	522	3,982	306	537	8,155	
	新甯	Sanningshing	731	467	76,216	530	30,886	29,194	1,261	31,353	105,410	
	赤溪	Chikkai	240	126	21,762	237	2,232	19,521	477	2,358	41,283	
	肇慶府 Shiuhing-fu	肇慶城	Shiuhingshing	354	11,771	5,415	397	...	19,403	751	11,771	24,818
	長山	Hokshanshing	11	...	449	15	...	632	26	...	1,081	
	高州府 Kochow-fu	長沙	Cheungsha	292	288	39,615	229	7,350	27,306	521	7,638	66,921
	高州	Yeungkongshing	333	1,685	12,361	136	627	6,322	469	2,312	18,683	
雷州府 Luichow-fu	高州	Kochowshing	315	3,903	5,063	287	...	9,200	602	3,903	14,263	
雷州	Shuitung	199	2,237	10,528	147	1,054	4,407	346	3,291	14,935		
瓊州府 Kiungchow-fu	雷州	Onpo	2	...	40	67	...	2,522	69	...	2,562	
瓊州	Luichowshing	144	2,396	17,782	229	40	24,432	373	2,436	42,214		
瓊州	Chikhom	3	...	183	2	...	108	5	...	291		
瓊州	Kiungchowshing	31	72	1,344	24	...	1,009	55	72	2,353		
瓊州	Lingshuishing	39	...	2,798	93	...	5,552	132	...	8,350		
瓊州	Yaichowshing	9	60	556	12	...	691	21	60	1,247		
瓊州	Tamchowshing	43	...	1,503	60	...	2,235	103	...	3,737		
瓊州	Limchowshing	2	...	72	2	...	45	4	...	117		
瓊州	Pakhoi	56	418	1,221	49	...	1,388	105	418	2,609		
瓊州	Yamchowshing	4	...	84	4	...	84		
瓊州	Swatow	1	...	21	1	...	21		
TOTAL, NATIVE PORTS.....												
FROM FOREIGN COUNTRIES.												
TO FOREIGN COUNTRIES.												
TOTAL.												
Hongkong	614	...	73,463	422	100	56,351	1,036	100	129,814			
Annau	3	488	...	8	...	1,342	11	488	1,342			
Kwangchowwan	113	63	4,847	21	490	531	134	553	5,378			
Siam	2	...	312	2	...	312			
TOTAL, FOREIGN COUNTRIES												
GRAND TOTAL.....												

TABLE No. 8.—DISTRIBUTION OF TRADE.

Comparative Value of the Trade Inwards and Outwards between Lappa and the several Prefectures of the Kwangtung Province, for the Years 1900 to 1902.

	VALUE OF FOREIGN GOODS SENT TO	VALUE OF NATIVE GOODS SENT TO	VALUE OF NATIVE GOODS SHIPPED FROM	TOTAL VALUE OF TRADE INWARDS AND OUTWARDS.
1900.	<i>Hk. Tls</i>	<i>Hk. Tls</i>	<i>Hk. Tls</i>	<i>Hk. Tls</i>
Kwangchow-fu and north half of Shiuhing-fu	3,093,931	3,660,703	4,327,082	11,081,716
Kochow-fu and south half of Shiuhing-fu	640,292	223,839	354,820	1,218,951
Luichow-fu	132,791	44,815	554,591	732,197
Kiungchow-fu (Hainan)	75,824	59,079	350,793	485,696
Limchow-fu	297	641	34,142	35,080
Miscellaneous	67	61	19,301	19,429
TOTAL.....	<i>Hk. Tls</i> 3,943,202	3,989,138	5,640,729	13,573,069
1901.				
Kwangchow-fu and north half of Shiuhing-fu	2,801,180	4,428,427	4,383,069	11,612,676
Kochow-fu and south half of Shiuhing-fu	719,486	216,318	356,628	1,292,432
Luichow-fu	29,629	34,519	1,040,156	1,104,304
Kiungchow-fu (Hainan)	73,445	40,129	408,756	522,330
Limchow-fu	314	1,102	42,587	44,003
Miscellaneous	1,836	13,410	15,421	30,667
TOTAL.....	<i>Hk. Tls</i> 3,625,890	4,733,905	6,246,617	14,606,412
1902.				
Kwangchow-fu and north half of Shiuhing-fu	4,644,683	5,045,537	3,947,070	13,637,290
Kochow-fu and south half of Shiuhing-fu	689,796	238,869	551,378	1,480,043
Luichow-fu	142,451	29,777	869,861	1,042,089
Kiungchow-fu (Hainan)	91,327	44,117	512,351	647,795
Limchow-fu	1,838	1,480	17,185	20,503
Miscellaneous	...	40,325	30,333	70,658
TOTAL.....	<i>Hk. Tls</i> 5,570,095	5,400,105	5,928,178	16,898,378

TABLE No. 9.—HONGKONG AND MACAO JUNK TRAFFIC.

Comparative Table of the Number of Junks regularly trading between Macao and Hongkong, and Value of the Cargo carried by them, for the Years 1893 to 1902.

YEARS.	TO HONGKONG.		FROM HONGKONG.		TO AND FROM HONGKONG.	
	No. of Junks.	Value of Cargo.	No. of Junks.	Value of Cargo.	No. of Junks.	Value of Cargo.
		<i>Hk. Tls</i>		<i>Hk. Tls</i>		<i>Hk. Tls</i>
1893.....	797	923,843	806	2,623,856	1,603	3,547,699
1894.....	805	870,203	860	2,678,294	1,665	3,548,497
1895.....	693	762,657	751	2,236,673	1,444	2,999,330
1896.....	717	913,359	811	2,564,343	1,528	3,477,702
1897.....	722	1,069,537	776	2,833,498	1,498	3,903,035
1898.....	585	1,371,107	651	2,974,004	1,236	4,345,111
1899.....	618	1,920,310	679	3,582,630	1,297	5,502,940
1900.....	621	1,871,793	598	2,442,604	1,219	4,314,397
1901.....	438	1,269,254	563	2,654,280	1,001	3,923,534
1902.....	422	1,225,181	614	3,067,879	1,036	4,293,060

TABLE No. 10.—HONGKONG AND MACAO JUNK TRADE.

a.—Trade from Hongkong to Macao carried on in Chinese Junks during the Year 1902.

DESCRIPTION OF GOODS.	Classifier of Quantity.	PASSED MALOWCHOW.		DESCRIPTION OF GOODS.	Classifier of Quantity.	PASSED MALOWCHOW.	
		Quantity.	Value.			Quantity.	Value.
COTTON GOODS:—				SUNDRIES, continued:—			
Shirtings, Grey.....	Pieces	369	886	Cement.....	Piculs	191	248
" White.....	"	261	900	Charcoal.....	"	322	402
" Dyed, Plain.....	"	116	429	Chinaware, Coarse.....	"	3,325	31,591
" Dyed, Figured, Bro- caded, and Spotted. } ..	"	6	24	Cloth, Native (Nankeens).....	"	669	33,455
T-Cloths.....	"	505	1,187	Coal.....	Tons	12,968	99,854
Drills, American.....	"	41	144	Cocoa-nuts.....	Pieces	67,960	2,515
Chintzes.....	"	39	94	Coke.....	Tons	220	3,520
Cotton Damasks, Dyed.....	"	19	87	Compoys.....	Piculs	27	1,084
Velvets.....	"	4	24	Cotton, Raw, Indian.....	"	154	2,162
Cambries and Muslins.....	"	114	165	" Native.....	"	125	1,879
Handkerchiefs, European.....	Dozens	65	30	Cuttle-fish.....	"	186	3,345
Cotton Flannel, Japanese.....	Pieces	10	10	Dates, Black.....	"	220	1,234
Japanese Cotton Cloth.....	"	28	18	" Red.....	"	631	3,156
Cotton Yarn, Indian.....	Piculs	1,269	21,573	Eggs, Preserved and Salted.....	Pieces	17,970	198
WOOLLEN GOODS:—				Fire-crackers and Fireworks.....	Piculs	125	1,756
Camlets, English.....	Pieces	3	38	Fish, Dried and Salt, Foreign.....	"	340	1,904
Blankets.....	Pairs	19	103	" Native.....	"	66	422
METALS:—				Flour, Rice.....	"	258	1,031
Iron, Nail-rod.....	Piculs	3,949	10,664	" Wheat, American.....	"	29,746	133,857
" Bar.....	"	1,994	5,983	" Potato.....	"	1,288	4,507
" Hoop.....	"	31	87	Fruit, Fresh, Unclassed.....	"	4,622	6,933
" Sheets and Plates.....	"	48	267	" Dried.....	"	4,889	29,331
" Wire.....	"	1,299	7,795	Fungus.....	"	754	24,883
" Galvanized.....	"	37	629	Gambier Root.....	"	1,206	3,617
" Old.....	"	5,668	10,770	Glass, Window.....	Boxes	659	2,438
" Nails.....	"	896	8,604	Glassware.....	Piculs	48	960
Ironware, Unclassed.....	"	9,497	85,471	Ground-nut Cake.....	"	1,980	3,381
Tin, in Slabs.....	"	64	1,923	Gypsum.....	"	1,004	1,105
Tinplates.....	"	471	3,062	Hemp.....	"	8,737	62,903
Tinplateware.....	"	1	12	" Skin.....	"	1,359	5,437
Lead, in Pigs.....	"	2,324	12,310	" Twine and Thread.....	"	93	2,324
Copper, Sheets and Plates.....	"	105	2,992	Hides, Cow and Buffalo.....	"	1,432	17,179
" Old.....	"	3	46	Indigo, Liquid.....	"	101	485
Yellow Metal, Sheets.....	"	680	13,600	Isinglass.....	"	8	211
Brassware.....	"	298	10,711	Joss-stick Powder.....	"	342	410
Steel.....	"	99	515	Leather.....	"	1,148	29,836
Zinc.....	"	199	2,492	Lily Flowers, Dried.....	"	992	6,945
SUNDRIES:—				Mangrove Bark.....	"	1,177	1,530
Almonds.....	Piculs	80	2,313	Matches, Wood.....	Gross	1,184	320
Alum.....	"	589	825	Mats, Straw.....	Pieces	3,796	645
Awabi.....	"	88	2,828	" Packing.....	"	101,668	2,643
Bags, Grass and Straw.....	Pieces	8,200	238	Meats, Dried and Salted.....	Piculs	91	1,916
Bambooware.....	Piculs	51	347	Medicines, Native.....	"	1,690	13,523
Barley, Pearl.....	"	113	518	Milk, Condensed, in Tins.....	Dozens	112	224
Beans and Peas.....	"	32,552	81,379	Molasses.....	Piculs	565	848
Betel-nuts.....	"	10,098	50,490	Mushrooms.....	"	109	5,538
Bicho de Mar, Black.....	"	76	3,329	Mussels, Dried.....	"	79	576
Bran, Rice.....	"	3,853	2,890	Nuts, White.....	"	23	94
				Oil, Kerosene, American.....	Galls.	481,180	105,860
				" Sumatra.....	"	2,500	400
				" Ground-nut.....	Piculs	57,853	578,535
				" Wood.....	"	33	231
				Oysters, Dried.....	"	163	4,080
				Paper, 1st Quality.....	"	145	2,170
				" 2nd.....	"	577	3,462

a.—Trade from Hongkong to Macao carried on in Chinese Junks—Cont^d

DESCRIPTION OF GOODS.	Classifier of Quantity.	PASSED MALOWCHOW.		DESCRIPTION OF GOODS.	Classifier of Quantity.	PASSED MALOWCHOW.	
		Quantity.	Value.			Quantity.	Value.
SUNDRIES, continued:—				SUNDRIES, continued:—			
			<i>Hk. Ts</i>				<i>Hk. Ts</i>
Peel, Orange.....	<i>Piculs</i>	12	132	Sugar, White.....	<i>Piculs</i>	14,587	75,852
Pepper, White.....	"	19	479	" Candy.....	"	1,275	10,197
Persimmons, Dried.....	"	341	2,045	Tallow, Animal.....	"	24	178
Pottery and Earthenware.....	"	565	1,129	Tar.....	<i>Galls.</i>	11,730	2,350
Prawns, Dried.....	"	12	300	Tea, Black.....	<i>Piculs</i>	12	300
Preserves.....	"	37	388	" Leaf and Unfired.....	"	148	1,036
Raisins.....	"	147	1,179	" Stalk.....	"	29	112
Rattans, Whole.....	"	5,081	22,355	Timber, Beams, Hard-wood.....	<i>Pieces</i>	4,098	59,421
" Split.....	"	485	4,076	" Planks.....	"	1,047	2,618
Rice.....	"	405,088	1,093,739	" " Teak.....	<i>Cub. ft.</i>	7,926	7,926
" Paddy.....	"	19,111	38,222	" Logs, Hard-wood.....	<i>Pieces</i>	376	978
Sago.....	"	729	3,060	" Hard-wood, Unclassed.....	"	600	1,440
Salt.....	"	10,830	6,498	Tin-foil.....	<i>Piculs</i>	8	35
Samshu.....	"	467	3,038	Tobacco, Leaf.....	"	3,622	34,407
Sandalwood.....	"	1,584	13,939	" Stalk.....	"	883	1,765
" Powder.....	"	278	1,529	Vegetables, Dried and Salted.....	"	16	36
Sapanwood.....	"	491	834	Vermicelli and Macaroni.....	"	5,493	41,197
Seaweed.....	"	1,134	3,061	Walnuts.....	"	18	113
Seed, Lily Flower.....	"	11	209	Wax, White.....	"	152	8,808
" Melon.....	"	1,187	5,935	Wine, Foreign.....	<i>Value</i>	...	4,040
" Sesamum.....	"	88	404	Woodware.....	<i>Piculs</i>	143	998
Shoes, Silk and Cotton.....	<i>Pairs</i>	175	116	Sundries, Unenumerated, Foreign..	<i>Value</i>	...	2,743
Soy and Sauce.....	<i>Piculs</i>	182	508	" " Native.....	"	...	7,177
Stock-fish.....	"	59	386				
Sugar, Brown.....	"	770	2,696	TOTAL.....	<i>Hk. Ts</i>		3,067,879

b.—Trade from Macao to Hongkong carried on in Chinese Junks during the Year 1902.

DESCRIPTION OF GOODS.	Classifier of Quantity.	PASSED MALOWCHOW.		DESCRIPTION OF GOODS.	Classifier of Quantity.	PASSED MALOWCHOW.	
		Quantity.	Value.			Quantity.	Value.
			<i>Hk. Ts</i>				<i>Hk. Ts</i>
Bags, Gunny, Old.....	<i>Pieces</i>	93,816	4,691	Eggs, Preserved and Salted.....	<i>Pieces</i>	12,100	133
" Grass and Straw.....	"	6,110	177	Fans, Palm-leaf, Trimmed.....	"	469,844	11,746
Bambooware.....	<i>Piculs</i>	465	3,165	" " Untrimmed.....	"	8,726,300	46,247
Barley, Pearl.....	"	30	136	" Feathers, Duck and Fowl.....	<i>Piculs</i>	638	8,929
Brassware.....	"	795	30,226	Fire-crackers and Fireworks.....	"	18,860	264,034
Cement.....	"	2,844	3,697	Fish, Dried and Salt, Native.....	"	800	5,120
Charcoal.....	"	30,542	38,177	Fruit, Dried and Salted.....	"	28	160
Chinaware, Fine.....	"	8	224	Glassware.....	"	292	5,840
Clams and Cockles, Dried.....	"	5,893	45,376	Glue, Cow.....	"	712	9,962
Clay, Dried.....	"	18,403	3,313	Hemp.....	"	27	195
Cloth, Native (Nankeens).....	"	4	181	" Skin.....	"	983	3,932
Cocoa-nuts.....	<i>Pieces</i>	33,136	1,226	" Twine and Thread.....	"	310	7,076
Copper, Old.....	<i>Piculs</i>	74	993	Hides, Cow and Buffalo.....	"	298	3,575
Dye-stuff.....	"	54	108	Iron, Hoop.....	"	3	8

b.—Trade from Macao to Hongkong carried on in Chinese Junks—Cont^d.

DESCRIPTION OF GOODS.	Classifier of Quantity.	PASSED MALOWCHOW.		DESCRIPTION OF GOODS.	Classifier of Quantity.	PASSED MALOWCHOW.	
		Quantity.	Value.			Quantity.	Value.
			<i>Hk. \$s</i>				<i>Hk. \$s</i>
Iron Wire.....	<i>Piculs</i>	19	111	Soy and Sauce.....	<i>Piculs</i>	5	13
" Old.....	"	420	798	Sugar, Brown.....	"	76,219	266,767
" Nails.....	"	19	182	" White.....	"	1,088	5,658
Ironware, Unclassed.....	"	54	490	Tea, Black.....	"	1,771	28,344
Joss Sticks.....	"	760	2,735	" Green.....	"	301	6,028
Leather.....	"	730	17,513	" Leaf and Unfired.....	"	1,124	7,868
Leatherware.....	"	321	11,958	Timber, Beams, Hard-wood.....	<i>Pieces</i>	2,173	10,865
Limestone.....	"	88,821	31,087	" Planks, ".....	"	1,416	2,549
Mats, Packing.....	<i>Pieces</i>	6,568,292	262,732	" Logs, Hard-wood.....	"	1,829	3,292
Medicines, Native.....	<i>Piculs</i>	406	2,234	" Hard-wood, Unclassed.....	"	6,629	11,932
Oil, Ground-nut.....	"	284	3,266	Tinplates.....	<i>Piculs</i>	26	166
Paper, 2nd Quality.....	"	118	709	Tobacco, Leaf.....	"	320	3,517
" Joss.....	"	95	429	" Prepared.....	"	18	324
Peel, Orange.....	"	887	9,757	" Stalk.....	"	2,093	4,186
Pottery and Earthenware.....	"	51	102	Wood, Poles.....	<i>Pieces</i>	1,694	508
Rattans, Split.....	"	636	8,269	Woodware.....	<i>Piculs</i>	220	1,537
Rice.....	"	547	1,969	Sundries, Unenumerated, Foreign.....	<i>Value</i>	...	1,362
Samsu.....	"	327	1,470	" " Native.....	"	...	15,381
Sandalwood.....	"	16	138				
Seeds, Melon.....	"	58	288	TOTAL.....	<i>Hk. \$s</i>		1,225,181

TABLE No. II.—HONGKONG AND MACAO JUNK TRADE.

a.—Comparative Table of the principal Articles carried by Chinese Junks from Hongkong to Macao, for the Years 1898 to 1902.

DESCRIPTION OF GOODS.	Classifier of Quantity.	1898.	1899.	1900.	1901.	1902.
COTTON GOODS:—						
Shirtings, Grey, Plain.....	<i>Pieces</i>	70	142	60	...	369
" White, ".....	"	1,862	1,509	261
" Dyed, ".....	"	120	75	116
T-Cloths.....	"	1,764	1,563	75	...	505
Cotton Yarn, Indian.....	<i>Piculs</i>	3,385	3,478	142	9	1,269
WOOLLEN GOODS:—						
Long Ells.....	<i>Pieces</i>	10
Spanish Stripes.....	"	30	24
METALS:—						
Iron, Nail-rod.....	<i>Piculs</i>	7,247	7,203	6,954	9,335	3,949
" Bar.....	"	1,786	1,826	1,325	2,221	1,994
" Sheets.....	"	188	95	188	153	48

a.—Comparative Table of the principal Articles carried by Chinese Junks—Cont^d.

DESCRIPTION OF GOODS.	Classifier of Quantity.	1898.	1899.	1900.	1901.	1902.
METALS, continued:—						
Iron Wire.....	<i>Piculs</i>	1,054	1,666	1,929	2,367	1,399
" Old.....	"	10,222	11,975	5,808	9,036	5,668
" Nails.....	"	2,261	2,096	1,126	2,048	896
Tin, in Slabs.....	"	365	223	243	243	64
Tinplates.....	"	1,432	2,774	3,170	1,745	471
Lead, in Pigs.....	"	3,772	4,659	3,785	3,832	2,324
" " Sheets, and Tea Lead.....	"	19	7	...	17	...
Copper, Old.....	"	1	1	28	7	3
Yellow Metal, Sheets.....	"	1,467	1,310	652	475	680
Steel Bars.....	"	335	362	310	174	99
Zinc.....	"	67	19	349	77	199
SUNDRIES:—						
Aniseed, Star, Whole.....	<i>Piculs</i>	444	105	12	6	...
Awabi.....	"	145	133	56	73	88
Beans.....	"	28,333	28,461	24,906	25,024	32,552
Betel-nuts.....	"	7,075	10,482	6,217	11,821	10,098
Bicho de Mar, Black.....	"	197	71	24	4	76
Casks.....	<i>Pieces</i>	12,415	2,416
Chinaware, Coarse.....	<i>Piculs</i>	3,432	4,538	3,231	3,220	3,325
Cloth, Native (Nankeens).....	"	1,441	2,129	1,910	1,895	669
Coal.....	<i>Tons</i>	12,580	13,782	14,946	13,491	12,968
Cocoa-nuts.....	<i>Pieces</i>	54,550	186,541	85,673	58,300	67,960
Compoy.....	<i>Piculs</i>	1	4	27
Cotton, Raw, Indian.....	"	5,127	5,798	306	12	154
Cuttle-fish.....	"	147	92	61	103	186
Dates, Red.....	"	1,298	1,121	857	902	631
Fish, Dried and Salt, Foreign.....	"	603	166	827	...	340
" " " Native.....	"	1,989	743	98	1,001	66
Flour, Wheat.....	"	19,902	25,204	20,466	25,600	29,746
Fungus.....	"	2,597	1,948	728	864	754
Gambier, False.....	"	13,050	15,036	6,289	2,697	1,206
Ground-nut Cake.....	"	4,098	3,799	4,908	1,532	1,989
Hemp.....	"	9,382	8,517	5,345	9,504	8,737
Hides, Cow and Buffalo.....	"	1,499	1,695	808	1,263	1,432
Indigo, Liquid.....	"	2,246	522	663	103	101
Leather.....	"	235	460	908	1,527	1,148
Lily Flowers, Dried.....	"	3,764	2,609	1,462	1,415	992
Medicines.....	<i>Val., Hk. Ts</i>	67,709	104,154	35,279	32,464	13,523
Moss.....	<i>Piculs</i>	25	13	1
Mushrooms.....	"	225	190	164	130	109
Mussels, Dried.....	"	183	173	176	190	79
Oil, Kerosene, American.....	<i>Gallons</i>	494,710	464,585	650,275	662,150	481,180
" " Russian.....	"	76,500	31,000	...	13,000	...
" " Sumatra.....	"	44,500	17,000	31,500	29,000	2,500
" Ground-nut.....	<i>Piculs</i>	85,690	68,613	39,163	52,578	57,853
Persimmons, Dried.....	"	924	1,325	421	691	341
Prawns and Shrimps, Dried.....	"	154	44	428	23	12
Raisins.....	"	379	343	208	278	147
Rattans.....	"	7,359	5,323	5,665	5,838	5,566
Rice.....	"	270,440	442,516	361,646	360,730	405,088
" Paddy.....	"	41,826	15,928	11,483	5,739	19,111
Stock-fish.....	"	259	115	40	394	59
Sugar, White.....	"	12,010	9,608	9,726	13,494	14,587
Timber, Beans, Hard-wood.....	<i>Pieces</i>	1,913	1,727	5,224	4,991	4,098
" Planks, Teak.....	<i>Cub. feet</i>	4,732	4,878	7,926
" Logs, Teak.....	<i>Pieces</i>	262	438	80
Tobacco, Leaf.....	<i>Piculs</i>	1,674	1,434	3,460	819	3,622
Vermicelli and Macaroni.....	"	9,501	7,086	6,330	5,077	5,493
Wax, White.....	"	211	68	159	114	152

b.—Comparative Table of the principal Articles carried by Chinese Junks from Macao to Hongkong, for the Years 1898 to 1902.

DESCRIPTION OF GOODS.	Classifier of Quantity.	1898.	1899.	1900.	1901.	1902.
Ashes, Straw and Paddy-husk.....	<i>Piculs</i>	2,087	239	106
Bags, Gunny, Old.....	<i>Pieces</i>	77,149	86,174	28,560	33,676	93,816
" Grass and Straw.....	"	61,564	37,440	7,930	24,430	6,110
Brassware.....	<i>Piculs</i>	886	1,044	635	748	795
Casks.....	<i>Pieces</i>	24,772	19,675
Cigarettes.....	<i>Piculs</i>	29
Clans, Dried.....	"	1,810	4,438	5,893
Copper, Old.....	"	134	...	74
Eggs, Preserved.....	<i>Pieces</i>	61,109	14,900	1,500	120,300	12,100
Fans, Palm-leaf, Trimmed.....	"	5,221,595	3,648,990	9,928,160	519,463	469,844
" " Untrimmed.....	"	7,457,611	12,240,030	18,434,200	12,878,760	8,726,300
Fire-crackers and Fireworks.....	<i>Piculs</i>	24,847	28,569	19,517	22,311	18,860
Fish, Dried and Salt.....	"	2,903	3,108	1,012	1,613	800
Fishing Nets.....	"	13	30	78
Glue, Cow.....	"	103	107	358	184	712
Heap Twine and Thread.....	"	280	286	291	261	310
Hides, Cow and Buffalo.....	"	110	363	441	255	298
Horns, " ".....	"	36	...	16	46	...
Joss Sticks.....	"	4,734	5,271	4,612	2,950	760
Lard.....	"	189	37
Leather, Black.....	"	566	626	623	927	730
" Trunks.....	"	38
Mats, Straw.....	<i>Pieces</i>	126,692	10,496	1,695
" Packing.....	"	10,256,244	12,389,404	8,872,710	7,685,143	6,568,292
Medicines.....	<i>Vol., Hk. Pk.</i>	2,198	3,639	2,670	3,314	2,234
Oil, Ground-nut.....	<i>Piculs</i>	10,312	3,726	832	1,132	284
" Dregs.....	"	316	201
Peel, Orange.....	"	2,221	1,915	1,707	692	887
Pewterware.....	"	157	36
Rattans.....	"	1,706	861	440	758	636
Rice.....	"	15,102	71	...	160	347
Samshu.....	"	1,027	1,077	664	849	397
Soy and Sauce.....	"	1,837	753	53	18	5
Sugar, Brown.....	"	74,150	55,780	50,821	58,899	76,219
" White.....	"	1,861	669	8,205	...	1,088
Tea, Black.....	"	1,324	1,479	1,410	2,018	1,771
" Green.....	"	356	337	59	616	301
" Leaf and Unfired.....	"	343	2,159	1,124
Timber, Logs, Hard-wood.....	<i>Pieces</i>	8,034	1,501	6,130	7,217	1,829
Tin-foil.....	<i>Piculs</i>	35	11
Tobacco, Prepared.....	"	6	...	222	236	18
Vegetables, Fresh.....	"	90	...

TABLE No. 12.—DESTINATION OF OPIUM.

Comparative Table of the Quantities of Raw Opium taken by each Place,
for the Years 1898 to 1902.

PLACES.		1898.	1899.	1900.	1901.	1902.
		<i>Piculs.</i>	<i>Piculs.</i>	<i>Piculs.</i>	<i>Piculs.</i>	<i>Piculs.</i>
KWANGCHOW-FU.						
Shuntak District:—						
	順德縣					
Shuntakshing	順德城	19.44	47.40	6.78	8.01	7.32
Chantsun	順德村	1.86	0.39
Tungkun District:—						
	莞莞縣					
Tungkunshing	莞莞城	0.78	0.24	0.06
Taiping	莞莞平	2.19
Sanon District:—						
	新安縣					
Kowloon	新安龍	24.15	21.63	21.84	21.15	17.58
Heungshan District:—						
	香山縣					
Heungshanshing	香山城	146.94	151.44	157.20	165.57	153
Shikki	香山岐	294.81	321.33	348.30	377.10	441.78
Chienshan	石前山	87.15	95.37	107.40	114.18	130.20
Taunun	斗門	69.33	69.12	76.08	85.14	83.46
Sanui District:—						
	新會縣					
Sanuishing	新會城	93.45	45.69	22.92	19.41	21.15
Kongmoon	新江門	437.46	226.89	197.82	175.56	78.51
Sanning District:—						
	新甯縣					
Sanningshing	新甯城	439.47	450.45	192.84	194.91	111.87
Chikkai	赤溪	109.56	151.89	92.94	100.74	85.44
SHUIHING-FU.						
	肇慶府					
Shuihingshing	肇慶城	...	0.06	...	0.06	0.27
Hokshan District:—						
	鶴山縣					
Hokshanshing	鶴山城	0.03
Hoiping District:—						
	開平縣					
Cheungsha	長沙	444.81	358.59	210.66	59.55	175.68
TOTAL KWANGCHOW-FU AND NORTH HALF OF SHUIHING-FU		2,169.21	1,940.49	1,434.87	1,321.38	1,308.45

Comparative Table of the Quantities of Raw Opium taken by each Place—Contd.

PLACES.		1898.	1899.	1900.	1901.	1902.
SHIHING-FU.		<i>Piculs.</i>	<i>Piculs.</i>	<i>Piculs.</i>	<i>Piculs.</i>	<i>Piculs.</i>
Yeungkong District:—	肇慶府					
Yeungkongshing.....	陽江城	137.88	130.05	85.62	49.68	54.54
KOCHOW-FU.						
Kochowshing.....	高州府	33	16.17	1.86	1.14	1.17
Tinpak District:—	電白縣					
Shuitung.....	水東	39.91	29.69	8.04	1.83	0.06
Shikshing District:—	石城縣					
Onpo.....	暗舖	1.74	1.08	0.81
TOTAL, KOCHOW-FU AND SOUTH HALF OF SHIHING-FU.....		212.53	176.99	96.33	52.65	55.77
LUICHOW-FU.						
Luichowshing.....	雷州府	77.34	60.87	18.81	0.24	0.09
Suikai District:—	遂溪縣					
Chikhom.....	赤	4.59	8.34	0.60
TOTAL, LUICHOW-FU.....		81.93	69.21	19.41	0.24	0.09
KIUNGCHOW-FU.						
Kiungchowshing.....	瓊州府	11.40	3.48	3.27	2.28	3.72
Lingshui District:—	陵水縣					
Lingshuishing.....	陵水	18.06	18	14.31	14.25	19.74
Yaichow District:—	崖州					
Yaichowshing.....	崖州	4.41	2.91	5.22	4.05	4.20
Tamchow District:—	儋州					
Tamchowshing.....	儋州	23.25	26.76	17.97	14.31	5.43
TOTAL, KIUNGCHOW-FU.....		57.12	51.15	40.77	34.89	33.09
LIMCHOW-FU.						
Hoppo District:—	廉州府					
Pakhoi.....	合浦縣	0.03	...	0.09
GRAND TOTAL.....		2,520.79	2,237.84	1,591.41	1,409.16	1,397.49

SAMSHUI TRADE REPORT,

FOR THE YEAR 1902.

1°. LOCAL.—The noteworthy events of the year 1902 have been parching drought when water was wanted, endless rain when fair weather was required, destructive floods of unusual height, and typhoons of exceptional violence. There were, in addition, changes in Tariffs, increase of old taxes and imposition of new ones, a constant fall in exchange and consequent appreciation of Foreign goods. With such perturbations in the meteorological elements, such unsteadiness in the foundations of trade, the year, from any standpoint, could not possibly be a prosperous one. The autumn Rice crop was almost a total failure, and Sugar Cane, Mulberry Leaves, and Cocoons produced barely one-half of their usual average. The merchants kept on the line of prudent expectation or sought cheaper rates with other institutions than the Foreign Customs; and thus it comes that the gross value of trade at Samshui is *Hk.Tts* 400,000 less than in 1901. During July the whole West River Valley from Wuchow to Kongmoon was under water. The Custom House was like an island in the middle of a furious stream; the office was flooded, and the archives had to be removed into large boats, which came to moor in the garden. The dikes broke in several places along the river, and terrible disasters ensued. In August the water receded, leaving a desolate sight of destruction, filth, reptiles, and nondescript articles. In the spring the British Consulate was closed, and the site sold to the Customs. The news that the Customs had bought land and were going to build put the enterprising Native in motion, and a dozen two-storied brick shops of pretty appearance were erected near the Custom House. In December the railway line was surveyed as far as Samshui city, and it is expected that before two years have elapsed the engine will be whistling under the walls.

2°. REVENUE.—The collection of Samshui (*Hk.Tts* 118,445) is *Hk.Tts* 5,000 above that of 1901, itself in excess of the figures for 1899. It would have been much higher had not the fickle Tariff, constantly changing, come to paralyse trade or divert it to cheaper channels. The delta Native Customs are still competing with the Maritime establishment, with the result that the supply of Cotton Yarn needed for these regions is now imported *via* Chanchuen. The Revenue of Samshui, though steadily increasing, cannot become reliable until the uniformity of Import Duty for the same goods, by Foreign or Native vessels, exclusive of Likin, is assured and enforced. Kumchuk and Kongmoon suffer from the same causes as Samshui; but Kumchuk, the supplier of the rich and populous Kowkong region, has an increasing Piece Goods trade, and its income (*Hk.Tts* 30,951) is *Hk.Tts* 7,600 higher than in 1901. Kongmoon (*Hk.Tts* 46,100) also exceeds the Revenue of 1901 by nearly *Hk.Tts* 9,000; but the trade of that place cannot be gauged until a residing Foreign staff takes it in hand. At the end of 1901 three Native Custom Houses came under the control of the Samshui Commissioner—Samshui, Kumchuk, and Kongmoon. Under the old *régime* these Duty-levying stations were so overcrowded with unnecessary parasites that the yearly collection (some *Tts* 40,000) was wholly insufficient to cover their emoluments, and it had to be greatly supplemented by contributions from the Hoppo head office. For 1902, instead of a deficit, the collection of the three stations has yielded *Tts* 70,000, while the expenses have attained only *Tts* 5,600.

3°. FOREIGN TRADE.—(a.) Imports.—A large quantity, at least one-fifth, of the goods imported into the southern provinces is not Foreign but Chinese produce from the northern

ports, which, owing to its passage through and transshipment at Hongkong, reaches destination labelled as British merchandise. These goods pay an *ad valorem* Duty, and the fluctuations of exchange do not touch them much. But the goods coming from Europe suffer from all the uncertainties of the exchange, and certainly during the year they have, in the delta, been bought in diminished quantity. The deplorable falling off in Cotton Piece Goods recorded in the last Samshui Report has continued during the year with increased force. Kumchuk alone has made a notable advance under this head. Not only were fewer Piece Goods purchased on the Hongkong market, but also a good number of those purchased were imported in junks and paid Duty elsewhere. Chinese importers go to the cheapest shop, the cheapest carrier, and the cheapest Custom House whenever they can. Cotton Yarn is an article which, whatever its price, cannot well be missed in this region, for thousands of women require it to weave the cloth on the selling of which depends their living. Owing to the enhanced Tariff, these statistics show for the year a decrease of 8,000 piculs, which, it is stated, must have come by way of Chanchuen. Iron is not much in demand in the delta. The smiths use Old Horseshoes, discarded Ships Plates, etc., to manufacture ploughs, spades, and farming tools; and in these tools they do not put more iron than is practically necessary: for instance, in a spade, the edge alone is made of iron, while the central part, which is not required to cut or scrape, is made of wood. The quantity of Nail-rod and Bar Iron imported during the year—some 12,000 piculs—is, however, a progress over the arrivals in 1901. Among Sundries, Betel-nuts come this way in increased quantity (14,000 piculs), and White and Refined Sugar (20,000 piculs) seem to meet with increasing favour.

(b.) *Exports*.—The year does not compare favourably with 1901 as regards Exports, always for the same reason of tariff competition. Paper, Shoes, Fire-crackers, and Timber are attracted to Chanchuen by a tariff fully one-half lower than the Maritime Tariff; and, as a natural sequence, all these articles show a decrease in these statistics. Straw Bags (6,070,000 pieces) show, however, an advance of a million pieces over the figures for the preceding year. These Bags, originally from Shiuhing, used to be taken to Canton and thence exported in junks; but shipping and Customs facilities are so much greater at this port that exporters are more and more abandoning junk transport. Exports from Kumchuk are almost *nil*, and from Kongmoon, mostly dairy, farm, and garden products. As to Tea, there was a hope in the spring that, with an *ad valorem* Duty, the great masses of low-value Teas produced in the delta, and exported for the exclusive use of Chinese emigrants, were going to pass the Foreign Custom House on their way abroad, instead of being smuggled out of the country in piratical junks; but the subsequent rise in the Tariff, which for these Teas means a Duty ranging from 20 to 100 per cent., killed the hope and sent back would-be Duty payers to their former roundabout ways. The failure of the autumn Rice crop seemed to portend the extinction of the Rice-bird trade for the year; but not only was the presage not realised, but more Birds (30,000 dozens) were exported than in the preceding season (21,000 dozens).

(c.) *Re-exports*.—No remarks.

4°. *COAST TRADE*.—Liquid Indigo comes from Wuchow and goes to Fatshan and Sainam, where it is much in demand for dyeing purposes. Formerly the Wuchow merchants used to send their Indigo by junks, which took the cargo, without transshipment or breakage, to the very doors of the purchasers. Later on the steamers were tried; but, as the shipping at Wuchow and transshipping at Samshui in deep-hold steamers occasioned breakage and trouble, the shippers reverted to junks. Now, however, the new steamers are flat-bottomed, and they take the cargo on deck; moreover, the pottery jars have been replaced by wooden tubs, so that breakage is *nil*; and as steamer freight is cheaper, even with transshipment, the shippers

are again abandoning junks. 11,375 piculs were imported during the year, against 8,700 piculs in 1901.

5°. INLAND TRANSIT.—The number of Inward Transit Passes issued in 1902 is far below that of 1901, owing mainly to the much-reduced importation of Piece Goods. Betel-nuts, Flour, Matches, and Sugar are the main articles sent inland. Outward Transit Passes surrendered were also fewer in number, but they covered larger amounts of goods, mainly Straw Bags, and yielded more Duty than in 1901.

6°. SHIPPING.—The steamers which visit Samshui are not large, but they are numerous and give the Customs staff much day and night work. The Canton-Wuchow steamers are over 300 tons, and they carry Foreign officers; the Hongkong-Samshui steamers are under 150 tons, and they are in charge of Chinese captains. By reducing expenses the companies manage not only to live but, it is said, to make money. The Hongkong-Wuchow steamers call here only when they have cargo for Samshui or one of its stages. During the year 2,444 steamers, gauging 360,444 tons, entered the port, being an increase of 70,000 tons over the entries in 1901; and during the same 12 months 2,836 steam-launches, gauging 30,453 tons, reported at the Custom House, these figures showing a decrease of nearly one-half as compared with those of the previous year—decrease due simply to the low state of the river during the greater part of the year. None of these launches are flat-bottomed. When the year is dry and the river shallow, the steam-launches cannot use the Fatshan channel and they do not pass Samshui. As to junks, all flat-bottomed and drawing less than 2 feet laden, they all pass here in an incessant procession on their way from the great marts—Canton, Fatshan, and Chanchuen—to the towns of the West and North Rivers. Up and down, the yearly number cannot be less than 30,000 junks, besides 800 or 900 large wooden rafts, and thousands of boats laden with Straw, Firewood, Manure, etc. These vessels have to stop at all the Likin barriers, provincial Custom Houses, Hoppo stations, and the toll-bars of pirates. The taxes and exactions payable are, as a rule, not heavy, and they do not prevent a single junk from trading; but the delay and annoyance caused to retail trade and fluvial shipping are indescribable, and it takes a people patient, enduring, and submissive like the Chinese to bear uncomplainingly what a white man would declare intolerable. Heretofore the huge wooden rafts—enormous piles of timber, resembling floating villages and often as unmovable and unmanageable as rocks—often blocked the entrance to, and neighbourhood of, the port; but during the year the Commissioner was able to regulate the passage of the rafts, and now they are towed in turn past the harbour by a Government launch.

7°. PASSENGER TRAFFIC.—The number of travellers using steamers has increased during the year. Kongmoon has exchanged 180,446 passengers with Hongkong and 28,654 with Macao; Kumchuk, 21,024 passengers with Hongkong and 6,175 with Macao; Samshui, 9,514 passengers with Hongkong and 2,184 with Macao. In all, 265,742 persons have travelled by large steamers, exclusive of steam-launches, in the delta during 1902, against 209,211 in 1901.

8°. TREASURE.—No remarks.

9°. OPIUM.—In the spring a Chinese company of merchants was authorised to reform the system of taxation on Prepared Opium. Branch offices were opened all along the river; but before the autumn had arrived, the company was forced to close its doors, because, though with right on its side, it went so wrongly to work—in attacking British Opium before it had been boiled and sent into consumption—that it warranted the opposition of both English importers and Chinese buyers. The taxation was not an illegal innovation: the reform merely meant to raise the former tax from 3 candareens to 12 candareens per ounce of smokeable drug, and to compel every individual buyer of no matter how small a particle of drug to provide himself

with a tax-paid certificate, instead of, as heretofore, compelling only the selling shops to purchase licenses. The company will now revert to the system of shop licenses, but no doubt with increased fees and better rules. As regards this port, the result of the incident has been to convince some Opium buyers, formerly importing *via* Canton, that the Samshui route is both less expensive and troublesome.

10°. MISCELLANEOUS.—The spring brought cholera in the district, and the summer brought dengue fever; the Chinese population suffered severely, seven persons out of every ten being attacked by the latter disease. The district is not unhealthy, but being in constant communication with Canton and Hongkong, it cannot avoid contamination. Samshui is remarkable for the suddenness and violence of its squalls, which rise without warning, blow furiously for half an hour, and fall as suddenly as they came, often causing irreparable damage. The place is also remarkable for its yearly inundations: it may then happen that the West River comes rushing in with great velocity, and, entering the North River channel, forces the North River water to flow back towards its source. On the 18th July the s.s. *Nanning*, while coming into port on a moonlight night, when the inundations were at their highest, was surprised by the phenomenon and carried high and dry on the island of Loyachow, where she would still be but for the assistance of a gang of fishermen, who, with their primitive appliances, did in a few hours what the united efforts of three steamers had been unable to achieve. During July the British gun-boat *Moorhen*, a vessel of large size but flat-bottomed and drawing only 33 inches, made a successful trip up the North River as far as Shiuchow (韶州), 200 miles north of this port. Such trips are possible only during the high-water season, and it must not be inferred therefrom that the river is navigable all the year round for other than extremely light-draught (say, 12-inch) flat-bottomed vessels. On the 27th November a disturbance, caused by the imposition of new taxes on Samshu distilleries, took place at Kongmoon, lasting for three days. Several highway robberies were reported during the year. Each China New Year is generally preceded by half a dozen reports of piratical exploits; they have not the importance which uninitiated persons attribute to them. Junks and rafts which pay *Hang-shui* (行水), or blackmail, at certain places and to certain men are not interfered with, and they receive a protecting flag. At times, when bad crops come to increase misery, and money is wanted to pass New Year, the plundering of a steamer or a rich junk is ordered; and then the companions proceed to various ports to board the steamer as innocent passengers, secure good berths, collect information, and, when the ship reaches a certain spot, they draw their revolvers, not to kill, but merely to frighten their brother-passengers and make them more easily comprehend their declarations, to wit, that the elders are in want of money, that the society is poor, that the members find themselves compelled to "borrow" this or that from their brothers (the passengers). Business is done politely, and it is only in self-defence or to punish aggression that shooting takes place. Such attacks are very rare, and they cannot take place where captains carefully search their passengers. South China is safer than many Occidental countries; outrages do happen, but proportionately fewer than in Europe. The officials, with their handful of soldiers, work wonders in protection matters, and they deserve praise, not blame. Moreover, the Native is not anti-Foreign, and, provided no design be shown of annexing his land or confiscating his gods, he generally shows himself friendly and progressive.

J. A. VAN AALST,

SAMSHUI, 14th February 1903.

Commissioner of Customs.

SAMSHUI TRADE RETURNS,

FOR THE YEAR 1902.

A.—GENERAL TABLES.

TABLE No. I.—SHIPPING.

Number and Tonnage of Vessels Entered and Cleared under each Flag,
for the Year ended 31st December 1902.

a.—Under General Regulations.

FLAG.	STEAMERS.													
	ENTERED INWARDS.						CLEARED OUTWARDS.						TOTAL ENTERED AND CLEARED.	
	With Cargo.		In Ballast.		TOTAL.		With Cargo.		In Ballast.		TOTAL.			
	No.	Tons.	No.	Tons.	No.	Tons.	No.	Tons.	No.	Tons.	No.	Tons.	No.	Tons.
British.....	391	68,637	270	89,644	661	158,281	405	86,943	256	71,338	661	158,281	1,322	316,562
Portuguese.....	35	2,975	152	12,313	187	15,288	130	11,050	57	4,238	187	15,288	374	30,576
Chinese.....	679	102,135	917	84,740	1,596	186,875	449	64,078	1,147	122,797	1,596	186,875	3,192	373,750
Total Steamers	1,105	173,747	1,339	186,697	2,444	360,444	984	162,071	1,460	198,373	2,444	360,444	4,888	720,888
SAILING VESSELS.—Nil														

b.—Under Inland Steam Navigation Rules.

FLAG.	ENTERED INWARDS.						CLEARED OUTWARDS.						TOTAL ENTERED AND CLEARED.	
	With Cargo.		In Ballast.		TOTAL.		With Cargo.		In Ballast.		TOTAL.			
	No.	Tons.	No.	Tons.	No.	Tons.	No.	Tons.	No.	Tons.	No.	Tons.	No.	Tons.
British.....	52	1,103	52	1,103	52	1,103	52	1,103	104	2,206
German.....	76	874	76	874	76	874	76	874	152	1,748
French.....	2	32	2	32	2	32	2	32	4	64
Chinese.....	2,706	28,444	2,706	28,444	2,706	28,444	2,706	28,444	5,412	56,888
TOTAL.....	2,836	30,453	2,836	30,453	2,836	30,453	2,836	30,453	5,672	60,906

TABLE No. II.—GROSS AND NET VALUES OF THE TRADE OF SAMSHUI,
1900 TO 1902.

	1900.		1901.		1902.	
	NET VALUES.	GROSS VALUES.	NET VALUES.	GROSS VALUES.	NET VALUES.	GROSS VALUES.
	<i>Hk. Ta</i>	<i>Hk. Ta</i>	<i>Hk. Ta</i>	<i>Hk. Ta</i>	<i>Hk. Ta</i>	<i>Hk. Ta</i>
FOREIGN GOODS.						
Imported from Foreign Countries and Hongkong.....	1,436,028		1,552,476		1,198,938	
Imported from Chinese Ports.....	481		...		15	
Total Foreign Imports.....		1,436,509		1,552,476		1,198,953
Re-exported to Foreign Countries and Hongkong ...	338		411		...	
Re-exported to Chinese Ports (chiefly to Wuchow, } Takhing, and Shiuhing)..... }	5,864		
Total Foreign Re-exports.....	6,202		411		...	
Net Total Foreign Imports.....	1,430,307		1,552,065		1,198,953	
NATIVE PRODUCE.						
Imported (chiefly from Wuchow, Takhing, etc.).....		36,735		42,740		63,831
Re-exported to Foreign Countries.....	916		
Re-exported to Chinese Ports.....	
Total Native Re-exports.....	916		
Net Total Native Imports.....	35,819		42,740		63,831	
Native Produce of local origin Exported to } Foreign Countries..... }	724,211		920,362		776,330	
Native Produce of local origin Exported to } Chinese Ports..... }	92,545		92,299		150,457	
Total Exports of local origin ...		816,756		1,012,661		926,787
Gross Value of the Trade of the Port.....		2,290,000		2,607,877		2,189,571
Net Value of the Trade of the Port, i.e., Foreign } and Native Imports less Re-exports, and Native } Exports of local origin..... }	2,282,882		2,607,466		2,189,571	

TABLE No. III.—TRADE IN FOREIGN GOODS.—Imports and Re-exports—Contd.

DESCRIPTION OF GOODS.	Classifier of Quantity.	IMPORTS FROM FOREIGN COUNTRIES AND HONGKONG.		IMPORTS FROM CHINESE PORTS.		RE-EXPORTS TO FOREIGN COUNTRIES AND HONGKONG.		RE-EXPORTS TO CHINESE PORTS.		NET TOTAL IMPORTS.	
		Quantity.	Value.	Quantity.	Value.	Quantity.	Value.	Quantity.	Value.	Quantity.	Value.
METALS:—											
Iron, Nail-rod	<i>Piculs</i>	1,576	5,224	1,576	5,224
" Bar	"	7,689	22,667	7,689	22,667
" Hoop	"	181	631	181	631
" Sheets and Plates	"	108	470	108	470
" Wire	"	332	1,931	332	1,931
Old Iron Horseshoes	"	622	1,581	622	1,581
" Cast Iron	"	430	1,011	430	1,011
Iron Nails	"	1,084	5,476	1,084	5,476
Ironware, Unclassed	"	14	101	14	101
Tinplates	"	10	85	10	85
Lead, in Pigs	"	340	2,022	340	2,022
Steel	"	319	1,792	319	1,792
Metals, Unclassed	<i>Value</i>	...	4	4
SUNDRIES:—											
Almonds	<i>Piculs</i>	192	4,866	192	4,866
Awabi	"	127	5,412	127	5,412
Bamboo Shoots, Dried	"	122	1,191	122	1,191
Beans	"	976	2,599	976	2,599
Beer and Porter	<i>Value</i>	...	1,432	1,432
Betel-nuts	<i>Piculs</i>	14,154	70,367	14,154	70,367
Bicho de Mar, Black	"	85	3,354	85	3,354
" " White	"	41	1,103	41	1,103
Birds Nests, 3rd Quality	<i>Catties</i>	112	133	112	133
Cloth, Native (Nankeens)	<i>Piculs</i>	27	1,404	27	1,404
Coal	<i>Tons</i>	327	5,010	327	5,010
Cotton, Raw	<i>Piculs</i>	647	8,381	647	8,381
Cuttle-fish	"	1,500	24,108	1,500	24,108
Dates, Black	"	569	3,386	569	3,386
" Red	"	815	4,365	815	4,365
Dyes, Aniline	<i>Value</i>	...	171	171
Feathers, Peacock	<i>Pieces</i>	3,914	222	3,914	222
Fish, Salt	<i>Piculs</i>	6,738	33,797	6,738	33,797
Fishery Products, Unclassed	"	9	383	9	383
Flour, Wheat	"	18,203	61,847	18,203	61,847
Fungus	"	393	9,086	393	9,086
Glass, Window	<i>Boxes</i>	174	865	174	865
Ground-nuts	<i>Piculs</i>	2,476	8,329	2,476	8,329
Gypsum	"	6,156	7,934	6,156	7,934
Hartall	"	99	793	99	793
India-rubber Shoes	<i>Pairs</i>	2,780	1,932	2,780	1,932
Isinglass	<i>Piculs</i>	16	475	16	475
Lead, Red and Yellow	"	114	1,004	114	1,004
Leather	"	17	445	17	445
Lily Flowers, Dried	"	602	5,460	602	5,460
Matches, Japan	<i>Gross</i>	201,210	48,290	201,210	48,290
Medicines	<i>Value</i>	...	23,120	23,120
Mushrooms	<i>Piculs</i>	203	10,618	203	10,618
Mussels, Dried	"	1,256	8,754	1,256	8,754
Oil, Ground-nut	"	181	2,041	181	2,041
Oysters, Dried	"	55	1,550	55	1,550
Paint, Green	"	207	4,092	207	4,092
Paper, 1st Quality	"	938	13,841	938	13,841
" 2nd	"	886	6,167	886	6,167
Pepper, Black	"	57	974	57	974
" White	"	27	759	27	759
Persimmons, Dried	"	2,235	10,341	2,235	10,341
Prawns, Dried	"	428	7,913	428	7,913

TABLE No. III.—TRADE IN FOREIGN GOODS.—Imports and Re-exports—Cont^d.

DESCRIPTION OF GOODS.	Classifier of Quantity.	IMPORTS FROM FOREIGN COUNTRIES AND HONGKONG.		IMPORTS FROM CHINESE PORTS.		RE-EXPORTS TO FOREIGN COUNTRIES AND HONGKONG.		RE-EXPORTS TO CHINESE PORTS.		NET TOTAL IMPORTS.	
		Quantity.	Value.	Quantity.	Value.	Quantity.	Value.	Quantity.	Value.	Quantity.	Value.
SUNDRIES, continued:—			<i>Hk. Tls</i>		<i>Hk. Tls</i>		<i>Hk. Tls</i>		<i>Hk. Tls</i>		<i>Hk. Tls</i>
Raisins	<i>Piculs</i>	99	692	99	692
Rattan Skin	"	214	925	214	925
Rattans, Whole	"	2,408	9,683	2,408	9,683
Rice	"	470	1,564	470	1,564
Sandalwood	"	1,828	13,205	1,828	13,205
Seaweed	"	1,076	2,291	1,076	2,291
Seeds, Melon	"	148	782	148	782
Silk Piece Goods	"	7	4,008	7	4,008
Stock-fish	"	973	6,879	973	6,879
Stores, Household	<i>Value</i>	...	819	819
Sugar, Brown	<i>Piculs</i>	580	1,677	580	1,677
" White	"	13,156	65,783	13,156	65,783
" Refined	"	6,844	34,896	6,844	34,896
" Candy	"	883	7,778	883	7,778
Tobacco, Leaf	"	8,917	45,317	8,917	45,317
" Prepared	"	402	6,405	402	6,405
Ultramarine	"	110	1,650	110	1,650
Varnish	"	76	1,032	76	1,032
Vermicelli	"	2,734	20,339	2,734	20,339
Wax, White	"	384	25,565	384	25,565
Yams (Dye-root)	"	1,299	3,898	1,299	3,898
Sundries, Unenumerated	<i>Value</i>	...	13,358	...	15	13,373
TOTAL	<i>Hk. Tls</i>		1,198,938		15						1,198,953

SUMMARY.

IMPORTS from Hongkong.....*Hk. Tls* 1,198,938Total from Foreign Countries.....*Hk. Tls* 1,198,938

Imports from Chinese Ports....." 15

TOTAL FOREIGN IMPORTS.....*Hk. Tls* 1,198,953

TABLE No. IV.—TRADE IN NATIVE PRODUCE.—Imports and Re-exports.

DESCRIPTION OF GOODS.	Classifier of Quantity.	IMPORTS FROM CHINESE PORTS.		RE-EXPORTS TO CHINESE PORTS.		RE-EXPORTS TO FOREIGN COUNTRIES AND HONGKONG.		NET TOTAL IMPORTS.	
		Quantity.	Value.	Quantity.	Value.	Quantity.	Value.	Quantity.	Value.
			<i>Hk. Ts</i>		<i>Hk. Ts</i>		<i>Hk. Ts</i>		<i>Hk. Ts</i>
Bamboo Shoots.....	<i>Piculs</i>	456	1,385	456	1,385
Barley, Pearl.....	"	96	362	96	362
Camphor.....	"	4	160	4	160
Hides, Cow.....	"	19	186	19	186
Indigo, Liquid.....	"	11,315	46,799	11,315	46,799
Leather.....	"	25	234	25	234
Mats.....	<i>Pieces</i>	6,540	856	6,540	856
Medicines.....	<i>Value</i>	...	725	725
Oil, Wood.....	<i>Piculs</i>	38	304	38	304
Seeds, Melon.....	"	81	707	81	707
Silk Cocoons.....	"	114	7,667	114	7,667
Tobacco, Leaf.....	"	634	4,058	634	4,058
Sundries, Unenumerated.....	<i>Value</i>	...	388	388
TOTAL.....	<i>Hk. Ts</i>		63,831						63,831

SUMMARY.

IMPORTS from Southern Ports.....	<i>Hk. Ts</i>	63,831
Total from Chinese Ports.....	<i>Hk. Ts</i>	63,831
TOTAL NATIVE IMPORTS.....	<i>Hk. Ts</i>	63,831

TABLE No. V.—TRADE IN NATIVE PRODUCE.—Exports and Re-exports.

DESCRIPTION OF GOODS.	Classifier of Quantity.	EXPORTS TO FOREIGN COUNTRIES.		EXPORTS TO HONGKONG.		EXPORTS TO CHINESE PORTS.		TOTAL RE-EXPORTS TO FOREIGN COUNTRIES, HONGKONG, AND CHINESE PORTS.		TOTAL EXPORTS (including Re-exports).	
		Quantity.	Value.	Quantity.	Value.	Quantity.	Value.	Quantity.	Value.	Quantity.	Value.
			Hk. <i>Tls</i>		Hk. <i>Tls</i>		Hk. <i>Tls</i>		Hk. <i>Tls</i>		Hk. <i>Tls</i>
Alum, Green.....	Piculs	635	1,332	613	1,696	1,248	3,028
Bags, Straw.....	Pieces	824,430	22,193	5,245,824	140,726	500	8	6,070,754	162,927
Bamboo, Split.....	Piculs	184	343	22	41	206	384
Sticks.....	"	1,587	2,411	1,587	2,411
Betel-nuts.....	"	301	2,258	56	419	357	2,677
Bicho de Mar, Black.....	"	20	742	20	742
Caps, Silk.....	Pieces	3,509	821	4,835	928	8,344	1,749
Charcoal.....	Piculs	536	1,180	350	329	886	1,509
Cloth, Native (Nankeens).....	"	3	96	921	45,410	1,304	64,547	2,328	110,053
Cotton Cord.....	"	226	6,837	17	501	243	7,338
Cuttle-fish.....	"	103	1,789	103	1,789
Dye-stuff.....	"	13	117	168	1,276	181	1,393
Fans, Palm-leaf, Untrimmed.....	Pieces	2,400	12	2,400	12
Fire-crackers and Fireworks.....	Piculs	3	32	11,981	143,768	14	164	11,998	143,964
Glass or Vitrified Ware.....	"	118	2,126	22	393	140	2,519
Glue, Cow.....	"	42	677	42	677
Grasscloth, Fine.....	"	11	1,509	1	97	12	1,606
Hams.....	"	12	273	32	727	44	1,000
Hemp Twine, Canton.....	"	10	94	53	508	63	602
Indigo, Liquid.....	"	523	2,604	101	437	624	3,041
Joss Sticks.....	"	645	2,512	5	22	650	2,534
Joss-stick Powder.....	"	3,792	3,803	1,889	1,931	5,681	5,734
Lead, White.....	"	15	113	71	532	82	642	168	1,287
Yellow.....	"	63	519	56	442	119	961
Mats.....	Pieces	128	13	25,086	2,509	585	78	25,799	2,600
Medicines.....	Value	...	159	...	195	...	172	526
Oysters, Dried.....	Piculs	29	867	867
Paper, 1st Quality.....	"	392	7,848	9,047	180,937	1,952	39,032	11,391	227,817
2nd.....	"	130	1,042	950	7,598	33	267	1,113	8,907
Peel, Orange.....	"	40	560	38	419	78	979
Pepper, Black.....	"	49	905	49	905
Persimmons, Dried.....	"	8	32	129	517	137	549
Prawns, Dried.....	"	99	1,901	99	1,901
Preserves.....	"	40	402	29	270	44	432	113	1,104
Rattan Skin.....	"	12	117	127	1,319	139	1,436
Rice, for Ships use.....	"	230	805	156	546	386	1,351
Rice-birds.....	Dozens	14,869	2,935	14,964	2,831	29,833	5,766
Samshu.....	Piculs	468	1,874	222	887	689	2,755	1,379	5,516
Seed, Melon.....	"	15	179	171	1,379	5	58	191	1,616
Olive.....	"	26	308	46	551	72	859
Silk Cocoons.....	"	505	40,380	505	40,380
Piece Goods.....	"	3	1,306	...	71	3	1,377
Fishing-lines.....	"	23	7,028	23	7,028
Stockings, Cotton.....	"	30	1,796	3	162	33	1,958
Sugar, Brown.....	"	135	388	231	689	1	2	367	1,079
Tea, Black.....	"	585	9,935	1,925	32,731	2,510	42,666
Timber, Planks, Soft-wood.....	Sq. feet	42,211	1,688	2,213	89	44,424	1,777
Tobacco, Leaf.....	Piculs	270	2,696	3,489	34,895	843	8,433	4,602	46,024
Prepared.....	"	1,942	34,954	644	11,594	2,586	46,548
Sundries, Unenumerated.....	Value	...	1,737	...	8,005	...	5,572	15,314
TOTAL.....	Hk. <i>Tls</i>	...	99,841	...	676,489	...	150,457	926,787

SUMMARY.

To—	EXPORTS.		RE-EXPORTS.		TOTAL EXPORTS AND RE-EXPORTS.	
	<i>Hk. Tls</i>	<i>Hk. Tls</i>	<i>Hk. Tls</i>	<i>Hk. Tls</i>	<i>Hk. Tls</i>	<i>Hk. Tls</i>
Macao	99,841		...		99,841	
Hongkong	676,489		...		676,489	
Total to Foreign Countries.....	<u>776,330</u>		<u>...</u>		<u>776,330</u>	
Southern Ports	150,457		...		150,457	
Total to Chinese Ports	<u>150,457</u>		<u>...</u>		<u>150,457</u>	
GRAND TOTAL.....	<u>926,787</u>		<u>...</u>		<u>926,787</u>	

TABLE No. VI.—TRANSIT TRADE.

a.—Table showing the Destinations of the various Goods forwarded under Transit Passes to the Interior during the Year 1902.

DESCRIPTION OF GOODS.	Classifier of Quantity.	KWANGTUNG.		KWANGSI.		YUNNAN.		KWEICHOW.		TOTAL.	
		Quantity.	Value.	Quantity.	Value.	Quantity.	Value.	Quantity.	Value.	Quantity.	Value.
COTTON GOODS:—											
			<i>Hk. Ts</i>		<i>Hk. Ts</i>		<i>Hk. Ts</i>		<i>Hk. Ts</i>		<i>Hk. Ts</i>
Shirtings, Grey, Plain.....	<i>Pieces</i>	240	480	240	480
" White, ".....	"	254	787	254	787
T-Cloths, 32 inches.....	"	258	536	10	20	268	556
" 36 ".....	"	5	10	5	10
Cotton Flannel, Japanese....	"	392	406	392	406
Japanese Cotton Cloth.....	"	180	180	180	180
" Crape.....	"	101	101	101	101
Cotton Goods, Unclassed....	<i>Value</i>	...	242	...	60	302
" Yarn, Indian.....	<i>Piculs</i>	171	2,980	171	2,980
WOOLLEN GOODS:—											
Blankets.....	<i>Pairs</i>	3	13	3	13
Woollen Goods, Unclassed....	<i>Value</i>	...	20	20
METALS:—											
Iron, Nail-rod.....	<i>Piculs</i>	229	708	36	107	265	815
" Bar.....	"	2,572	7,319	1,611	4,702	4,183	12,021
" Hoop.....	"	15	44	4	13	8	25	27	82
" Wire.....	"	69	366	12	68	81	434
Old Iron Horseshoes.....	"	435	1,158	7	20	442	1,178
" Cast Iron.....	"	234	522	234	522
Iron Nails.....	"	321	1,655	93	469	414	2,124
Ironware, Unclassed.....	"	3	28	3	28
Lead, in Pigs.....	"	25	150	7	42	32	192
Steel.....	"	166	920	42	242	208	1,162
SUNDRIES:—											
Almonds.....	<i>Piculs</i>	17	362	7	180	24	542
Awabi.....	"	1	34	13	478	1	51	15	563
Beans.....	"	235	704	195	450	430	1,154
Betel-nuts.....	"	1,436	6,973	1,361	6,596	465	2,277	3,262	15,846
Bicho de Mar, Black.....	"	6	283	68	2,995	42	1,767	116	5,045
" White.....	"	12	341	4	128	16	469
Cuttle-fish.....	"	87	1,732	37	587	1	9	125	2,328
Fish, Salt.....	"	159	798	159	798
Flour, Wheat.....	"	1,608	5,338	1,586	5,187	3,194	10,525
Glass, Window.....	<i>Boxes</i>	82	410	11	55	93	465
Gypsum.....	<i>Piculs</i>	3,799	5,668	395	632	4,194	6,300
Isinglass.....	"	9	267	2	77	1	32	12	376
Matches, Japan.....	<i>Gross</i>	90,833	21,800	31,760	7,622	122,593	29,422
Medicines.....	<i>Value</i>	...	8,069	...	1,267	9,336
Mussels, Dried.....	<i>Piculs</i>	38	301	36	258	1	5	75	564

a.—Table showing the Destinations of the various Goods forwarded under Transit Passes—*Contd.*

DESCRIPTION OF GOODS.	Classifier of Quantity.	KWANGTUNG.		KWANGSI.		YUNNAN.		KWEICHOW.		TOTAL.	
		Quantity.	Value.	Quantity.	Value.	Quantity.	Value.	Quantity.	Value.	Quantity.	Value.
SUNDRIES, <i>continued</i> :—											
Oil, Kerosene, American.....	<i>Galls.</i>	300	48	300	48
" " Russian.....	"	1,350	206	1,350	206
" " Sumatra.....	"	1,000	150	1,000	150
" Ground-nut.....	<i>Piculs</i>	386	4,636	106	1,260	492	5,896
Paper, 1st Quality.....	"	509	7,006	127	1,794	636	8,800
" 2nd.....	"	60	420	25	176	85	596
Pepper, Black and White...	"	9	194	37	632	7	132	53	958
Prawns, Dried.....	"	6	97	45	886	9	185	60	1,168
Rattans, Whole.....	"	40	158	53	200	13	54	106	412
Sandalwood.....	"	62	421	99	685	31	222	192	1,328
Seaweed.....	"	618	1,250	65	152	683	1,402
Silk Piece Goods.....	"	5	1,607	5	1,607
Sugar, Brown.....	"	13	32	75	217	88	249
" White.....	"	4,206	21,031	1,119	5,598	5,325	26,629
" Refined.....	"	3,754	18,768	912	4,560	4,666	23,328
" Candy.....	"	417	3,536	27	245	444	3,781
Tobacco, Leaf.....	"	739	3,695	286	1,438	1,025	5,133
" Prepared.....	"	40	669	38	687	5	110	2	31	85	1,497
Ultramarine.....	"	126	1,890	5	73	131	1,963
Varnish.....	"	72	995	4	37	76	1,032
Vermicelli.....	"	108	766	106	747	214	1,513
Sundries, Unenumerated.....	<i>Value</i>	...	2,311	...	1,803	355	...	4,469
TOTAL.....	<i>Hk. Ts</i>	...	128,083	...	63,248	...	110	...	8,850	...	200,291

b.—Table showing the Provinces from which Native Goods were brought under Transit Passes during the Year 1902.

DESCRIPTION OF GOODS.	Classifier of Quantity.	KWANGTUNG.	
		Quantity.	Value.
Bags, Straw.....	<i>Pieces</i>	6,197,313	157,254
Mats, ".....	"	22,916	2,292
Preserves.....	<i>Piculs</i>	40	402
Straw.....	"	16	16
TOTAL.....	<i>Hk. Ts</i>	...	159,964

c.—Table showing the Number of Passes issued for, and the Amount of Duties collected on, Foreign Goods forwarded to the Interior under Transit Passes, as divided between the various Nationalities, during the Year 1902.

QUARTER.	BRITISH.		CHINESE.		TOTAL.	
	No. of Passes.	Transit Dues.	No. of Passes.	Transit Dues.	No. of Passes.	Transit Dues.
		<i>Hk. Ts. m. c. c.</i>		<i>Hk. Ts. m. c. c.</i>		<i>Hk. Ts. m. c. c.</i>
1st quarter.....	6	25.8.5.6	939	1,224.7.0.4	945	1,250.5.6.0
2nd ".....	1,205	1,348.1.8.8	1,205	1,348.1.8.8
3rd ".....	1,181	1,231.3.0.4	1,181	1,231.3.0.4
4th ".....	775	823.8.3.8	775	823.8.3.8
TOTAL.....	6	25.8.5.6	4,100	4,628.0.3.4	4,106	4,653.8.9.0

d.—Table showing the Number of Passes surrendered for, and the Amount of Duties collected on, Native Goods brought from the Interior under Transit Passes, as divided between the various Nationalities, during the Year 1902.

QUARTER.	BRITISH.		FRENCH.		PORTUGUESE.		TOTAL.	
	No. of Passes.	Transit Dues.	No. of Passes.	Transit Dues.	No. of Passes.	Transit Dues.	No. of Passes.	Transit Dues.
		<i>Hk. Ts. m. c. c.</i>		<i>Hk. Ts. m. c. c.</i>		<i>Hk. Ts. m. c. c.</i>		<i>Hk. Ts. m. c. c.</i>
1st quarter.....	15	305.7.5.7	4	475.1.6.7	19	780.9.2.4
2nd ".....	13	852.8.6.8	15	355.6.8.3	28	1,208.5.5.1
3rd ".....	10	771.4.4.5	2	277.1.4.3	12	998.5.8.8
4th ".....	6	862.3.1.8	6	118.0.6.3	1	1.3.0.5	13	981.6.8.6
TOTAL.....	44	2,792.3.8.8	27	1,176.0.5.6	1	1.3.0.5	72	3,969.7.4.9

TABLE No. VII.—DUTIES.

a.—Duties paid under each Flag, for the Year ended 31st December 1902.

FLAG.	IMPORT.	EXPORT.	COAST TRADE	TONNAGE.	TRANSIT.	OPIUM LIKIN.	TOTAL.
	<i>Hk. \$m.c.c.</i>	<i>Hk. \$m.c.c.</i>	<i>Hk. \$m.c.c.</i>	<i>Hk. \$m.c.c.</i>	<i>Hk. \$m.c.c.</i>	<i>Hk. \$m.c.c.</i>	<i>Hk. \$m.c.c.</i>
British.....	28,840.2.6.2	19,396.7.8.7	1,252.5.1.6	79.5.0.0	2,818.2.4.4	1,187.3.0.0	53,574.6.0.9
French.....	1,176.0.5.6	...	1,176.0.5.6
Portuguese.....	161.2.3.6	3,755.8.2.6	...	25.5.0.0	1.3.0.5	...	3,943.8.6.7
Chinese.....	34,631.6.8.1	15,010.5.8.4	...	864.2.0.0	4,628.0.3.4	3,033.3.3.0	58,167.8.2.9
On Opium.....	1,582.7.3.7	1,582.7.3.7
TOTAL.....	65,215.9.1.6	38,163.1.9.7	1,252.5.1.6	969.2.0.0	8,623.6.3.9	4,220.6.3.0	118,445.0.9.8*

* No Drawbacks marked for cash payment during the year, to be deducted from this total *Hk. \$m. Nil.*

b.—Comparative Table of Duties collected, for the Years 1897* to 1902.

YEARS.	IMPORT (exclusive of Opium).	EXPORT (exclusive of Opium).	COAST TRADE (exclusive of Opium).	OPIUM (Import, Export, and Coast Trade).	TONNAGE.	TRANSIT.	OPIUM LIKIN.	TOTAL.
	<i>Hk. \$m.c.c.</i>	<i>Hk. \$m.c.c.</i>	<i>Hk. \$m.c.c.</i>	<i>Hk. \$m.c.c.</i>	<i>Hk. \$m.c.c.</i>	<i>Hk. \$m.c.c.</i>	<i>Hk. \$m.c.c.</i>	<i>Hk. \$m.c.c.</i>
1897*.....	1,304.3.6.9	1,913.8.7.0	547.6.5.0	...	26.9.0.0	22.3.6.3	...	3,815.1.5.2
1898.....	42,896.0.5.8	10,191.1.9.9	1,406.6.6.9	...	445.0.0.0	657.6.6.1	...	55,596.5.8.7
1899.....	86,612.8.3.2	22,941.1.3.2	1,029.1.3.8	35.7.0.0	686.2.0.0	2,216.8.6.2	95.2.0.0	113,617.0.6.4
1900.....	50,179.4.5.5	33,354.1.4.5	575.3.5.4	0.3.0.0	539.9.0.0	5,359.9.9.3	0.8.0.0	90,009.9.4.7
1901.....	60,653.9.5.1	42,607.9.1.3	807.4.3.7	72.0.0.0	967.0.0.0	8,363.8.9.2	192.0.0.0	113,664.1.9.3
1902.....	63,633.1.7.9	38,163.1.9.7	1,252.5.1.6	1,582.7.3.7	969.2.0.0	8,623.6.3.9	4,220.6.3.0	118,445.0.9.8

* Seven months ended 31st December.

B.—SPECIAL TABLES.

TABLE No. 1.—IMPORT TRADE.

Comparative Table of the principal Articles of Import, for the Years 1897* to 1902.

DESCRIPTION OF GOODS.	Classifier of Quantity.	1897.*	1898.	1899.	1900.	1901.	1902.
OPIUM:—							
Patna.....	<i>Piculs</i>	1	...	2	44
Benares.....	"	8
COTTON GOODS:—							
Shirtings, Grey.....	<i>Pieces</i>	...	43,096	87,799	43,429	8,193	882
" White.....	"	50	36,536	73,480	45,610	11,663	3,784
T-Cloths.....	"	...	28,410	28,853	14,809	5,291	2,922
Drills, English.....	"	...	2,182	2,742	1,513	357	159
Chintzes and Furnitures.....	"	...	1,716	3,498	1,349	500	690
Handkerchiefs, Cotton and Cambric.....	<i>Dozens</i>	250	2,264	3,724	737	484	378
Cotton Flannel, Japanese.....	<i>Pieces</i>	...	2,296	10,955	9,598	5,995	3,251
Japanese Cotton Cloth.....	"	...	2,956	11,890	7,302	2,028	849
Cotton Yarn, Indian.....	<i>Piculs</i>	90	27,371	46,950	10,982	31,523	23,294
WOOLLEN GOODS:—							
Camlets, English.....	<i>Pieces</i>	...	2,869	4,206	1,798	527	243
Spanish Stripes.....	"	...	249	623	218	82	91
METALS:—							
Iron, Nail-rod and Bar.....	<i>Piculs</i>	...	285	2,675	4,064	7,160	9,265
Old Iron Horseshoes.....	"	565	195	606	622
Iron Nails.....	"	...	6	231	642	1,246	1,084
SUNDRIES:—							
Betel-nuts.....	<i>Piculs</i>	...	3,545	4,821	7,176	11,448	14,154
Cotton, Raw, Indian and other Foreign.....	"	...	2,771	4,792	1,231	1,052	647
Cuttle-fish.....	"	3	1,092	2,326	2,617	1,872	1,500
Dyes, Aniline.....	<i>Val., Hk. Tls.</i>	...	252	19,599	10,517	1,205	171
Feathers, Peacock.....	<i>Pieces</i>	16,155	23,516	40,039	3,914
Flour.....	<i>Piculs</i>	1,455	7,135	9,571	10,162	17,121	18,203
Gypsum.....	"	...	1,150	2,271	5,432	4,553	6,156
Matches.....	<i>Gross</i>	...	143,291	348,744	268,528	215,428	201,210
Oil, Kerosene.....	<i>Gallons</i>	86,280	225,740	498,980	480,200	33,700	...
Silk, Raw, White and Thrown.....	<i>Piculs</i>	18
" Piece Goods.....	"	...	9	45	62	39	7
Sugar, White.....	"	1,352	3,790	5,043	5,419	14,053	13,156
Yams (Dye-root).....	"	...	126	6,231	6,502	946	1,299

* Seven months ended 31st December.

TABLE No. 2.—EXPORT TRADE.

Comparative Table of the principal Articles of Export, for the Years 1897* to 1902.

DESCRIPTION OF GOODS.	Classifier of Quantity.	1897.*	1898.	1899.	1900.	1901.	1902.
Bags, Straw.....	<i>Pieces</i>	2,784,585	4,134,131	5,124,568	6,070,754
Fans, Palm-leaf.....	<i>Mille</i>	52	14	10	2
Fire-crackers and Fireworks.....	<i>Piculs</i>	1	4,319	14,244	22,210	29,775	11,998
Mats.....	<i>Pieces</i>	24,046	13,082	33,911	25,799
Paper.....	<i>Piculs</i>	846	4,271	10,863	11,602	14,075	12,504
Rice-birds.....	<i>Dozens</i>	...	17,785	18,394	17,052	21,608	29,833
Sugar, Brown.....	<i>Piculs</i>	3,144	4,568	232	367
Tobacco, Prepared.....	"	330	2,262	5,508	4,957	4,928	2,586

* Seven months ended 31st December.

TABLE No. 3.—VALUE OF TRADE.

Comparative Table of the Value of the Trade, for the Years 1897* to 1902.

YEARS.	IMPORTS FROM		EXPORTS TO		TOTAL IMPORTS AND EXPORTS.	RE- EXPORTS.	TREASURE AND COPPER CASH.		TRANSIT TRADE.	
	Foreign Countries.	Native Ports.	Foreign Countries.	Native Ports.			Imported.	Exported.	Inwards.	Outwards.
	<i>Hk. ₤s</i>	<i>Hk. ₤s</i>	<i>Hk. ₤s</i>	<i>Hk. ₤s</i>	<i>Hk. ₤s</i>	<i>Hk. ₤s</i>	<i>Hk. ₤s</i>	<i>Hk. ₤s</i>	<i>Hk. ₤s</i>	<i>Hk. ₤s</i>
1897*.....	37,647	23,421	660	41,836	103,564	...	2,199	...	1,186	...
1898.....	1,243,020	100,931	134,423	140,620	1,618,994	4,081	39,232	...
1899.....	2,339,796	73,492	473,583	98,125	2,984,996	17,718	113,167	...
1900.....	1,436,028	37,216	724,211	92,545	2,290,000	7,118	312,670	...
1901.....	1,552,476	42,740	920,362	92,299	2,607,877	411	386,434	54,779
1902.....	1,198,938	63,846	776,330	150,457	2,189,571	200,291	159,964

* Seven months ended 31st December.

TABLE No. 4.—SHIPPING.

Comparative Table of Shipping, for the Years 1897* to 1902.

a.—Under General Regulations.

YEARS.	ENTERED INWARDS.						CLEARED OUTWARDS.					
	STEAMERS.		SAILING VESSELS.		TOTAL.		STEAMERS.		SAILING VESSELS.		TOTAL.	
	No.	Tons.	No.	Tons.	No.	Tons.	No.	Tons.	No.	Tons.	No.	Tons.
1897*.....	840	46,373	25	3,014	865	49,387	840	46,583	25	3,014	865	49,597
1898.....	1,757	130,982	78	10,919	1,835	141,901	1,757	130,982	78	10,919	1,835	141,901
1899.....	1,690	237,002	161	24,453	1,851	261,455	1,690	237,002	161	24,453	1,851	261,455
1900.....	2,289	217,383	169	27,043	2,458	244,426	2,289	217,383	169	27,043	2,458	244,426
1901.....	2,240	290,923	16	2,878	2,256	293,801	2,240	290,923	16	2,878	2,256	293,801
1902.....	2,444	360,444	2,444	360,444	2,444	360,444	2,444	360,444

* Seven months ended 31st December.

b.—Under Inland Steam Navigation Rules.

YEARS.	ENTERED INWARDS.		CLEARED OUTWARDS.		TOTAL ENTERED AND CLEARED.	
	No.	Tons.	No.	Tons.	No.	Tons.
1897.....
1898.....	905	15,635	905	15,635	1,810	31,270
1899.....	2,265	34,387	2,265	34,387	4,530	68,774
1900.....	3,185	45,478	3,185	45,478	6,370	90,956
1901.....	4,392	50,681	4,392	50,681	8,784	101,362
1902.....	2,836	30,453	2,836	30,453	5,672	60,906

TABLE No. 5.—TREASURE.

Nil.

TABLE No. 6.—PASSENGER TRAFFIC.

Passenger Traffic during the Year 1902.

PASSENGERS TO					PASSENGERS FROM			
STEAMERS.		SAILING VESSELS.			STEAMERS.		SAILING VESSELS.	
Foreigners.	Natives.	Foreigners.	Natives.		Foreigners.	Natives.	Foreigners.	Natives.
14	4,856	Hongkong.....	18	4,658
2	1,031	Macao.....	1	1,153
8	60	Canton.....	18	188
4	2,202	Wuchow.....	2	2,483
2	857	Kongmoon.....	1	1,000
...	384	Kumchuk.....	...	949
1	256	Shihing.....	...	134
...	501	Takhing.....	...	284
31	10,147	TOTAL.....	40	10,849

NOTE.—The above does not include passengers carried by Native junks towed by steam-launches.

WEST RIVER STAGES.

TABLE No. I.—IMPORTS.

a.—Table showing the Quantities and Values of the Goods imported into the West River Stages during the Year 1902.

DESCRIPTION OF GOODS.	Classifier of Quantity.	KONGMOON.		KUMCHEK.		SHICHING.		TAKHING.		TOTAL IMPORTS.	
		Quantity.	Value.	Quantity.	Value.	Quantity.	Value.	Quantity.	Value.	Quantity.	Value.
COTTON GOODS:—											
			<i>Hk. Pks</i>		<i>Hk. Pks</i>		<i>Hk. Pks</i>		<i>Hk. Pks</i>		<i>Hk. Pks</i>
Shirtings, Grey, Plain.....	<i>Pieces</i>	264	687	33,749	84,811	109	229	34,122	85,727
" White, ".....	"	1,736	5,236	19,269	60,626	4,334	13,624	25,339	79,486
White Cotton Lenos.....	"	293	1,249	293	1,249
Shirtings, Dyed, Plain.....	"	285	656	3,309	10,107	41	78	3,635	10,841
" Dyed, Figured, Bro- caded, and Spotted.....	"	258	998	3,358	13,823	53	222	3,669	15,043
T-Cloths, 32 inches.....	"	906	1,784	9,953	26,165	960	1,906	11,819	29,855
" 36 ".....	"	247	575	1,598	4,096	265	643	2,110	5,314
Drills, English.....	"	103	681	1,142	4,157	11	44	1,256	4,882
Clintzes and Furnitures.....	"	241	666	6,876	15,521	58	160	7,175	16,347
Cotton Damasks.....	"	283	2,522	2,496	14,888	100	587	2,879	17,997
Velvets.....	"	23	234	242	2,149	12	107	277	2,490
Cambrics.....	"	229	376	4,900	6,190	63	130	5,192	6,696
Muslins.....	"	20	17	248	686	268	703
Cottonades.....	"	167	760	54	114	221	874
Cotton Reps.....	"	8	44	1,020	6,665	28	170	1,056	6,879
" Flannel.....	"	290	1,078	1,500	8,132	69	473	1,859	9,683
" Japanese.....	"	461	549	7,734	19,057	548	599	8,743	20,205
Oxford Shirtings.....	"	20	86	416	2,406	3	18	439	2,510
Japanese Cotton Cloth.....	"	1,449	1,638	124	231	964	984	4	4	2,541	2,857
" Crape.....	"	50	60	2,196	3,485	122	127	2,368	3,672
Cotton Goods, Unclassed.....	<i>Value</i>	...	218	...	1,119	...	677	2,014
" Yarn, Indian.....	<i>Piculs</i>	49	1,018	1,233	21,955	978	16,301	339	5,910	2,599	45,184
WOOLLEN GOODS:—											
Camlets, English.....	<i>Pieces</i>	239	2,800	3,014	36,188	17	204	3,270	39,192
" Imitation.....	"	68	586	4	50	72	636
Lastings, Plain and Figured.....	"	215	1,803	20	120	235	1,923
Spanish Stripes.....	"	48	953	412	4,871	22	198	482	6,022
Cloth, Broad, Medium, and Habit	"	9	253	141	2,034	3	101	153	2,388
Lustres, Plain.....	"	12	191	19	166	31	357
Blankets.....	<i>Pairs</i>	74	369	14	56	88	425
Cashmeres.....	<i>Pieces</i>	11	173	275	6,656	5	101	291	6,930
Bombazettes.....	"	19	345	12	139	31	484
Woollen Goods, Unclassed.....	<i>Value</i>	...	94	...	163	...	82	339
MISCELLANEOUS PIECE GOODS:—											
Canvas.....	<i>Bolts</i>	3	33	1	6	4	39
METALS:—											
Iron, Nail-rod.....	<i>Piculs</i>	95	355	35	104	21	63	151	522
" Bar.....	"	1,890	6,435	117	411	31	92	125	375	2,163	7,313
" Sheets and Plates.....	"	168	810	168	810

a.—Table showing the Quantities and Values of the Goods imported into the West River Stages—Contd.

DESCRIPTION OF GOODS.	Classifier of Quantity.	KONGMOON.		KUMCHUK.		SHIUBING.		TAKHING.		TOTAL IMPORTS.	
		Quantity.	Value.	Quantity.	Value.	Quantity.	Value.	Quantity.	Value.	Quantity.	Value.
METALS, continued:—											
			<i>Hk. Pks</i>		<i>Hk. Pks</i>		<i>Hk. Pks</i>		<i>Hk. Pks</i>		<i>Hk. Pks</i>
Iron Wire.....	<i>Piculs</i>	81	609	81	609
" Old.....	"	152	398	15	28	167	426
" Nails.....	"	150	619	130	679	24	144	304	1,442
Ironware, Unclassed.....	"	138	646	4	18	142	664
Lead, in Pigs.....	"	15	79	77	426	1	6	93	511
Steel.....	"	41	243	4	18	9	51	5	30	59	342
Metals, Unclassed.....	<i>Value</i>	...	483	...	36	...	34	553
FOREIGN SUNDRIES:—											
Almonds.....	<i>Piculs</i>	160	3,648	144	3,555	15	395	8	102	327	7,700
Alum, White.....	"	544	1,127	544	1,127
Awabi.....	"	193	6,885	52	1,931	5	207	250	9,023
Bamboo, Leaf.....	"	1,681	3,263	2	6	1,683	3,269
" Shoots, Dried.....	"	186	1,534	61	495	71	629	1	6	319	2,664
Barley, Pearl.....	"	110	1,066	16	90	2	16	128	1,172
Beancake.....	"	315	482	273	356	588	838
Beans.....	"	5,984	16,848	369	826	52	151	120	329	6,525	18,154
Betel-nuts.....	"	848	3,743	52	257	3,336	16,856	431	2,155	4,667	23,011
Bicho de Mar, Black.....	"	50	1,885	22	986	2	91	3	82	77	3,044
" " White.....	"	24	677	1	37	6	145	21	376	52	1,232
Cement.....	"	170	332	60	87	3	3	233	422
Clocks.....	<i>Pieces</i>	120	231	11	38	124	289	255	548
Cloth, Native (Nankeens).....	<i>Piculs</i>	9	486	32	1,766	17	992	58	3,244
Coal.....	<i>Tons</i>	2,996	19,559	5	25	3,001	19,584
Compo.....	<i>Piculs</i>	13	496	7	231	1	36	1	15	22	778
Cotton, Raw.....	"	816	10,557	546	6,360	27	336	1,389	17,253
Cuttle-fish.....	"	6,543	91,279	1,091	19,430	292	5,119	263	4,235	8,189	120,063
Dates, Black.....	"	277	1,661	183	1,075	60	350	108	624	628	3,710
" Red.....	"	1,419	6,503	225	1,122	69	404	189	1,064	1,902	9,093
Dyes, Aniline.....	<i>Value</i>	...	677	...	38	...	5	...	648	...	1,368
Fans, Paper.....	<i>Pieces</i>	67,770	407	67,770	407
Fish, Dried.....	<i>Piculs</i>	122	964	2	13	4	87	128	1,064
" Salt.....	"	30,829	92,085	253	1,214	38	128	31,110	93,427
" Maws.....	"	56	1,487	2	118	58	1,605
Flour, Rice.....	"	185	565	19	57	204	622
" Wheat.....	"	65,892	182,685	14,509	55,898	2,700	9,012	613	2,090	83,714	249,685
" Yam, etc.....	"	556	1,612	42	120	19	89	617	1,821
Fungus.....	"	307	5,508	147	3,187	33	814	3	69	490	9,578
Ground-nut Cake.....	"	1,650	2,558	4,593	5,256	6,243	7,814
Ground-nuts.....	"	466	1,435	1,859	5,712	2,325	7,147
Hemp.....	"	379	1,625	30	207	1,209	4,980	1,618	6,812
India-rubber Shoes.....	<i>Pairs</i>	776	520	2,020	1,324	348	344	3,144	2,088
Intestines.....	<i>Piculs</i>	11	884	11	884
Isinglass (Fish Glue).....	"	15	425	1	20	16	445
" (Tai Tsui).....	"	33	867	33	867
Joss-stick Powder.....	"	1,091	4,748	2	5	2	7	1,095	4,760
Leather.....	"	19	394	10	190	47	1,056	76	1,640
Lily Flowers, Dried.....	"	798	7,377	209	1,696	60	553	55	483	1,122	10,109
Liquorice.....	"	84	801	1	11	1	14	5	80	91	906
Mangrove Bark.....	"	968	1,014	968	1,014
Matches, Japan.....	<i>Gross</i>	59,198	14,895	88,202	21,169	63,533	15,048	21,300	5,112	232,233	56,224
Meats, Preserved and Dried.....	<i>Piculs</i>	23	261	56	700	79	961
Medicines.....	<i>Value</i>	...	11,592	...	1,606	...	1,618	...	3,765	...	18,511
Mushrooms.....	<i>Piculs</i>	257	12,064	94	4,769	12	593	16	848	379	18,274
Mussels, Dried.....	"	2,134	12,921	132	824	95	758	218	1,578	2,579	16,081
Nuts, White.....	"	1,957	4,111	41	172	1,098	4,283
Oil, Kerosene, American.....	<i>Galls.</i>	20	3	10,510	1,552	3,000	360	13,530	1,915
" " Russian.....	"	20,000	2,960	3,000	450	23,000	3,410
" " Sumatra.....	"	67,000	8,692	16,000	2,070	83,000	10,762

α.—Table showing the Quantities and Values of the Goods imported into the West River Stages—Contd.

DESCRIPTION OF GOODS.	Classifier of Quantity.	KONGMOON.		KUMCHUK.		SHIHING.		TAKHING.		TOTAL IMPORTS.	
		Quantity.	Value.	Quantity.	Value.	Quantity.	Value.	Quantity.	Value.	Quantity.	Value.
FOREIGN SUNDRIES, continued:—											
			<i>Hk. Fa</i>		<i>Hk. Fa</i>		<i>Hk. Fa</i>		<i>Hk. Fa</i>		<i>Hk. Fa</i>
Oil, Bean.....	<i>Piculs</i>	380	3,256	123	1,011	5	40	508	4,307
" Ground-nut.....	"	1,168	11,438	2,869	30,423	479	4,842	4,516	46,703
" Sesamum.....	"	96	868	3	34	99	902
Onions.....	"	1,320	1,311	5	15	1,325	1,326
Oysters, Dried.....	"	593	11,251	16	271	22	621	7	201	638	12,344
Paper, 2nd Quality.....	"	526	1,335	9	62	1	5	536	1,402
Persimmons, Dried.....	"	4,270	5,063	152	701	129	619	1,551	6,383
Plums, Dried.....	"	155	1,172	25	157	5	31	2	13	187	1,373
Prawns and Shrimps, Dried.....	"	3,075	39,286	93	1,546	8	156	12	206	3,188	41,194
Preserves.....	"	143	1,526	124	1,222	11	110	3	31	281	2,889
Raisins.....	"	152	878	24	185	19	131	29	212	224	1,406
Rattans, Whole.....	"	4,045	19,178	22	142	27	107	26	102	4,120	19,529
" Split.....	"	746	4,360	264	1,648	11	82	1,021	6,009
Rice.....	"	146,536	308,940	3,813	11,540	789	2,370	671	1,342	151,809	324,192
Sago.....	"	4,058	10,957	67	276	4,125	11,233
Sanshi.....	"	217	1,766	8	50	20	197	25	245	270	2,258
Sandalwood.....	"	18	177	44	344	1	9	15	86	78	616
Sapanwood.....	"	6	17	1,562	2,737	1,568	2,754
Sea Blubber.....	"	206	829	19	90	6	31	5	26	236	976
Seaweed and Agar-agar.....	"	1,148	4,449	37	123	49	204	283	553	1,517	5,329
Seed, Lily Flower.....	"	42	801	15	243	1	8	58	1,052
" Melon.....	"	1,441	6,120	33	261	383	2,025	313	1,477	2,170	9,883
" Sesamum.....	"	6	30	273	1,566	5	25	41	177	325	1,798
" Vegetable.....	"	324	1,839	5	19	329	1,858
" Pulp, Melon.....	"	57	575	16	226	3	41	76	842
Sharks Fins, White.....	"	11	445	3	250	14	695
Silk Piece Goods.....	"	3	1,769	9	4,185	...	229	12	6,183
Stock-fish.....	"	3,094	20,954	233	1,619	100	708	151	1,074	3,578	24,355
Stores, Household.....	<i>Value</i>	674	...	596	...	1,270
Sugar, Brown.....	<i>Piculs</i>	3,134	12,449	685	1,831	92	276	3,911	14,556
" White.....	"	16,420	76,855	1,547	8,085	388	1,942	448	2,241	18,803	89,123
" Refined.....	"	1,062	4,878	31	165	358	1,792	10	50	1,461	6,885
" Candy.....	"	508	3,623	35	252	24	228	567	4,103
Tallow, Animal.....	"	62	388	62	388
Tea, Black.....	"	9	210	12	154	21	661	42	1,025
Tobacco, Leaf.....	"	782	3,792	2,606	13,558	3,388	17,350
Varnish or Crude Lacquer.....	"	9	103	28	661	37	764
Vegetables, Dried.....	"	114	1,077	10	36	1	11	125	1,124
Vermicelli.....	"	3,333	19,335	694	5,409	177	1,288	188	1,389	4,392	27,421
Wax, Japan.....	"	13	135	14	303	2	59	29	497
" White.....	"	8	419	203	11,220	34	2,250	13	900	258	14,789
" Paraffin.....	"	993	9,717	6	61	999	9,778
Yams (Dye-root).....	"	1,748	5,235	11,800	35,606	13,548	40,841
Sundries, Unenumerated.....	<i>Value</i>	...	9,163	...	6,024	...	2,004	...	898	...	18,089
TOTAL FOREIGN IMPORTS.	<i>Hk. Fa</i>	...	1,178,581	...	646,261	...	131,391	...	54,560	...	2,010,793
NATIVE SUNDRIES:—											
Alum, Green.....	<i>Piculs</i>	391	1,122	391	1,122
Chestnuts.....	"	80	166	80	166
Live Stock (Pigs).....	<i>No.</i>	82	110	82	110
Silk Cocoons.....	<i>Piculs</i>	18	1,273	18	1,273
" Fishing-lines.....	"	1	185	1	185
Tobacco, Leaf.....	"	73	595	73	595
Sundries, Unenumerated.....	<i>Value</i>	...	127	...	210	...	819	...	735	...	1,891
TOTAL NATIVE IMPORTS.	<i>Hk. Fa</i>	...	888	...	1,593	...	1,004	...	1,857	...	5,342

b.—Table showing the Value of the Imports into the West River Stages, and the Ports whence imported, during the Year 1902.

PORT WHENCE IMPORTED.	KONGMOON.	KUMCHUK.	SHIHING.	TAKHING.	TOTAL VALUE.
	<i>Hk. Ts</i>	<i>Hk. Ts</i>	<i>Hk. Ts</i>	<i>Hk. Ts</i>	<i>Hk. Ts</i>
Hongkong.....	1,161,546	645,867	131,391	54,560	1,993,364
Macao.....	17,035	394	17,429
Wuchow.....	253	1,535	194	285	2,267
Samshui.....	635	42	...	1,255	1,932
Shiuhing.....	...	16	16
Canton and Shanghai.....	810	317	1,127
TOTAL..... <i>Hk. Ts</i>	1,179,469	647,854	132,395	56,417	2,016,135
TOTAL, 1901..... <i>Hk. Ts</i>	1,302,234	664,773	99,385	30,429	2,096,821

TABLE No. 2.—EXPORTS.

a.—Table showing the Quantities and Values of the Goods exported from the West River Stages during the Year 1902.

DESCRIPTION OF GOODS.	Classifier of Quantity.	KONGMOON.		KUMCHUK.		SHIHING.		TAKHING.		TOTAL EXPORTS.	
		Quantity.	Value.	Quantity.	Value.	Quantity.	Value.	Quantity.	Value.	Quantity.	Value.
			<i>Hk. Ts</i>		<i>Hk. Ts</i>		<i>Hk. Ts</i>		<i>Hk. Ts</i>		<i>Hk. Ts</i>
Bags, Straw.....	<i>Pieces</i>	15,190	417	24,490	497	36,570	271	20,570	522	96,820	1,707
Bran.....	<i>Piculs</i>	29	16	418	428	447	444
Camphor.....	"	16	730	16	730
Charcoal.....	"	51	30	692	546	743	576
China-root.....	"	615	6,145	615	6,145
Clothing, Cotton.....	"	1	41	10	592	11	633
Eggs, Fresh.....	<i>Pieces</i>	5,796,330	38,990	5,796,330	38,990
Fans, Palm-leaf, Trimmed.....	"	411,242	2,992	411,242	2,992
Fire-crackers and Fireworks.....	<i>Piculs</i>	1	12	151	1,509	152	1,521
Fish, Dried.....	"	34	413	3	31	37	444
Fruit, Fresh.....	"	41,253	44,157	34	52	41,287	44,209
Garlic.....	"	12,119	12,118	12,119	12,118
Ginger.....	"	1,263	761	1,263	761
Grasscloth, Fine.....	"	95	13,310	95	13,310
" Coarse.....	"	14	722	3	162	17	884
Joss Sticks.....	"	966	2,898	18	73	984	2,971
Lard.....	"	32	388	20	208	52	596
Leather.....	"	38	1,125	30	905	68	2,030
Live Stock (Pigs).....	<i>No.</i>	6,758	44,279	201	1,635	6,959	45,914
Mats.....	<i>Pieces</i>	630	76	263,437	5,405	86,023	9,991	350,090	15,472
" Packing.....	"	347,768	4,173	347,768	4,173
Matting.....	<i>Rolls</i>	47,585	237,925	47,585	237,925
Meats, Dried.....	<i>Piculs</i>	898	20,685	1	14	899	20,699
Peel, Orange.....	"	55	826	55	826
Potatoes.....	"	2,337	2,403	2,337	2,403
Silk Cocoons.....	"	58	4,635	58	4,635
" Piece Goods.....	"	4	2,574	3	2,064	...	288	7	4,926

a.—Table showing the Quantities and Values of the Goods exported from the West River Stages—*Cont^d*.

DESCRIPTION OF GOODS.	Classifier of Quantity.	KONGMOON.		KUMCHUK.		SHIHING.		TAKHING.		TOTAL EXPORTS.	
		Quantity.	Value.	Quantity.	Value.	Quantity.	Value.	Quantity.	Value.	Quantity.	Value.
			<i>Hk. Ts</i>		<i>Hk. Ts</i>		<i>Hk. Ts</i>		<i>Hk. Ts</i>		<i>Hk. Ts</i>
Silk Fishing-lines.....	<i>Piculs</i>	8	2,269	2	666	10	2,935
Soy.....	"	436	1,744	436	1,744
Sugar, Brown.....	"	98	293	79	238	177	531
" Cane.....	"	12,709	12,700	12,709	12,700
Taro.....	"	557	556	557	556
Tea, Black.....	"	4,272	42,718	854	8,540	539	5,387	5,665	56,645
Tobacco, Leaf.....	"	88	478	2,477	12,383	2,565	12,861
" Prepared.....	"	3,667	66,010	284	5,113	3,951	71,123
Turnips, Salted.....	"	321	1,241	321	1,241
Vegetables, Fresh.....	"	13,866	9,838	13,866	9,838
Yams, Fresh.....	"	6,868	4,718	153	290	7,021	5,008
Sundries, Unenumerated.....	<i>Value</i>	...	6,345	...	2,542	...	100	...	666	...	9,653
TOTAL.....	<i>Hk. Ts</i>		336,369		43,223		11,451		261,826		652,869

b.—Table showing the Value of the Exports from the West River Stages to other Ports during the Year 1902.

PORT OF DESTINATION.	KONGMOON.	KUMCHUK.	SHIHING.	TAKHING.	TOTAL VALUE.
	<i>Hk. Ts</i>	<i>Hk. Ts</i>	<i>Hk. Ts</i>	<i>Hk. Ts</i>	<i>Hk. Ts</i>
Hongkong.....	324,921	39,174	2,100	32,857	399,052
Macao.....	11,448	737	3,497	...	15,682
Wuchow.....	...	3,312	5,854	...	9,166
Samshui.....	5,171	5,171
Canton.....	223,798	223,798
TOTAL.....	<i>Hk. Ts</i>	<i>Hk. Ts</i>	<i>Hk. Ts</i>	<i>Hk. Ts</i>	<i>Hk. Ts</i>
TOTAL, 1901.....	136,010	55,006	413	41,487	232,916

TABLE No. 3.—TREASURE.

Treasure Imported and Exported during the Year 1902.

	KONGMOON.	KUMCHUK.	SHIHING.	TAKHING.
IMPORTS :—	<i>Hk. Ts</i>	<i>Hk. Ts</i>	<i>Hk. Ts</i>	<i>Hk. Ts</i>
Copper Cash.....	33
EXPORTS :—				
Copper Cash.....	288

TABLE No. 4.—PASSENGER TRAFFIC.

Table showing the Passenger Traffic between the West River Stages, and between them and Hongkong and Macao, during the Year 1902.

FROM	PASSENGERS TO										
	FOREIGNERS.				CHINESE.						
	Hongkong.	Macao.	Kongmoon.	Kumchuk.	Yuetsing.	Hongkong.	Macao.	Kongmoon.	Kumchuk.	Shiuhing.	Takhing.
Kongmoon	21	5	...	1	...	88,137	14,065	...	1,803
Kumchuk	1	10,046	2,746	1,586	...	169	206
Shiuhing	132
Takhing	96
TOTAL.....	21	5	1	1	...	98,183	16,811	1,586	2,031	169	206
TOTAL, 1901.....	14	4	14	74,246	15,666	1,678	2,111	268	239

TO	PASSENGERS FROM										
	FOREIGNERS.				CHINESE.						
	Hongkong.	Macao.	Kongmoon.	Dosing.	Yuetsing.	Hongkong.	Macao.	Kongmoon.	Kumchuk.	Shiuhing.	Takhing.
Kongmoon	18	6	92,309	14,589	...	1,770
Kumchuk	1	11	...	10,978	3,429	1,947	...	132	96
Shiuhing	169
Takhing	206
TOTAL.....	18	6	1	11	...	103,287	18,018	1,947	2,145	132	96
TOTAL, 1901.....	11	4	...	1	13	73,430	15,376	2,158	2,323	149	166

N.B.—For Passenger Traffic between West River Stages and Ports and Canton, see Passenger Tables of Canton, Samshui, and Wuchow.

TABLE No. 5.—DUTIES.

Table showing the Duties (Foreign Flags and Native Flag) collected at Kongmoon and Kumchuk during the Year 1902.

STAGE.	IMPORT.		EXPORT.		COAST TRADE.		TOTAL.	
	Foreign.	Native.	Foreign.	Native.	Foreign.	Native.	Foreign.	Native.
	<i>Hk. P&M.c.c.</i>	<i>Hk. P&M.c.c.</i>	<i>Hk. P&M.c.c.</i>	<i>Hk. P&M.c.c.</i>	<i>Hk. P&M.c.c.</i>	<i>Hk. P&M.c.c.</i>	<i>Hk. P&M.c.c.</i>	<i>Hk. P&M.c.c.</i>
Kongmoon *.....	8,545.4.6.5	25,993.4.9.2	2,989.1.9.1	8,572.1.6.1	11,534.6.5.6	34,565.6.5.3
Kumchuk *.....	10,641.2.8.4	18,197.4.0.4	1,391.8.9.5	671.8.1.6	48.6.4.3	...	12,081.8.2.2	18,869.2.2.0
TOTAL.....	19,186.7.4.9	44,190.8.9.6	4,381.0.8.6	9,243.9.7.7	48.6.4.3	...	23,616.4.7.8	53,434.8.7.3
1 Drawback marked for cash payment during the year, to be deducted from total collection of Kumchuk... <i>Hk. P&M.</i> 4.3.2.0								
TOTAL, 1901.....	18,061.2.7.0	38,584.0.2.9	1,746.8.2.3	2,570.7.4.1	80.2.8.1	...	19,888.3.7.4	41,154.7.7.0

* Duties at Kongmoon and Kumchuk are collected by the Hoppe's Branch Office at each place.

N.B.—Duties collected on the trade of Shiuhing and Takking are not collected on the spot, but at the other West River Stages or Ports, and are brought to account in the Revenue Tables of the Ports which collect them.

WUCHOW TRADE REPORT,

FOR THE YEAR 1902.

1°. LOCAL.—The estimated net value of all river-borne trade at this port, *i.e.*, of trade passing both by vessels of Foreign type and those of Native, was *Hk.Ts.* 14,952,707. Of this, *Hk.Ts.* 6,585,374 is assignable to shipping of Foreign type and *Hk.Ts.* 8,367,333 to the junk trade. For comparative purposes one can, of course, only refer to the former, and here there was a heavy decline in Imports of *Hk.Ts.* 2,146,197. Nature did not act with her usual solicitude, drought completely spoilt the crops for the 9th and 10th moons, and in July floods swept the Liu-chou (柳州) area, whence come our large supplies of Timber. During this period it is estimated that rafts to the total value of \$300,000 were prematurely carried adrift and broken by the racing current, while one wood firm alone is said to have suffered to the extent of \$60,000, and the loss to the Native Customs in Revenue may be assessed at 7,000. With a recrudescence of brigandage, with miscellaneous thieves, with but little to support life from the soil, it cannot be wondered that there was small demand for Piece Goods, etc., which, in any case, from gold standard countries would be expensive enough for a poor population. It has followed that those who could not support life in ethical form, and preferred to take to evil courses, have done so; and that Export expansion—ordinarily natural, but under the circumstances, singular—has been in the hands of the more honest, active, and better-to-do. The future of Wuchow is quite sufficiently rosy—artificial factors, *e.g.*, railways, may come in, but trade routes in China are like tracks on a slow-drying cement, easily to be eradicated in the soft stage, but once formed only to be altered by pulverisation; and the cheap junk is an effective transporter of cargo in bulk. In gauging the prevalent brigandage it has been necessary to rely somewhat on the higher mathematical processes, especially that method known as “probabilities.” There have neither been great battles nor protracted sieges, and the matter has been long drawn out because of the distress *ab initio*, the physical difficulties of the region, and the intangibility of the riff-raff—here, perhaps, 300 strong, there 10 or less. In a general way, the Yunnan and Kweichow borders have been select haunts; and so, in a degree, of the difficult country in the Nanning area, and vicinity of Pin-chou (賓州)—more especially towards Lung-an (隆安), Hêng-chou (橫州), Yung-shun (永淳), Wu-hsüan (武宣), and up to Liu-chou. A notorious fastness was a certain spacious and deep cavern between Kuei-hsien (貴縣) and Ch'ien-chiang (遷江). A serious mishap was the ambuscading and mortal wounding beneath the left armpit of the well-known leader MA T'UNG-LING, in July. At the close of August came the new Governor His Excellency WANG CHIH-CH'UN (王之春), relieving His Excellency T'ING CHÊN-TO (丁振鐸), transferred to Shansi; and with the new incumbent came 1,500 Foreign-drilled Hunanese troops—neatly uniformed, with a creditable bearing, armed with Mausers. On the 19th October the Governor proceeded in person to Nanning *via* Hsün-chou and Kuei-hsien, and he is still in the interior. On the 4th July commenced a noteworthy rise of the river, and by the 17th the level stood at 68 feet 3 inches. Roughly speaking, the whole town without the walls then stood under water, the pontoons floated on a level with the roofs of the houses, on the parade-ground was 8 feet of water, the hills around alone afforded *terra firma*, and the possible forcible entry of a steam-launch by one's hall-door caused trepidation. The autumn examinations

produced no extraordinary talent; among the subjects set was *a ts'ê lun* on (i) the anatomy of the human body, (ii) the constitutions of Foreign countries, (iii) a survey of the celestial system.

2°. REVENUE.—The receipts from vessels of Foreign type have fallen *Hk.Ts.* 72,299 compared with 1901—mainly, Import Duties and Transit Dues Inwards. The gain on the effective 5 per cent. Tariff was *Hk.Ts.* 41,884, and on goods hitherto Duty free, *Hk.Ts.* 1,449. Revenue from junk trade (following the Native Tariff) totalled *Hk.Ts.* 142,324—chiefly from produce outwards. In a good year, therefore, on the present basis, the whole trade of the port should produce easily half a million taels, and I look to three-quarters of a million.

3°. FOREIGN TRADE.—(a.) *Imports.*—Whereas this ordinarily means a trade distributable over 100,300 square miles, it has in 1902 meant the import of necessaries (including Rice from September to November—chiefly by junk, however), supplies locally and to the larger towns for the better-to-do, and stocks held—a result of Nature's antics. An essential reason touching Piece Goods has been the failure of the Opium crop in Kweichow and Yunnan—Opium being a medium of exchange and barter. Handkerchiefs (the coloured, red-bordered kind, not hemstitched) form acceptable wedding presents—price \$1.30 per dozen. The Broadcloth (of good pile) favoured for gowns is blue, brown, black, and dark red: and a good gown, lined silk, will cost \$16 to \$18; with cotton, \$10 to \$12; and will last eight to ten years. Caps of the cricketing shape, made of inferior Spanish Stripes (from Germany), Flannel (from Germany), Japanese Cotton Cloth, or English Cotton Velvet, are preferred to the felt caps with flappers affected by the lower-ten—but here colour is a factor: blue, brown, yellow, and white with blue stripes are the shades fancied, and the articles are made up by Native tailors in Hongkong. Usual size, 6½; price, \$1.30 per dozen. Pleasing to the female eye are Cotton Velvet, Cotton Flannel, Cassimeres, Imitation Lastings, Broadcloth, Japanese Crape Cloth, and Italian Cloth; while Foreign Satin and, I might add, coloured German Lace, are employed. Blue Shirting is used for underwear; while Foreign Socks from Germany at \$3.60 the dozen have a great sale. Ningpo Raw Cotton is a new importation. Russian Kerosene Oil, sold nearly at cost price, has been forcing the market; it has come from Hongkong in the British tank steamer *Peluse*—capacity, 80,000 gallons, and which, on a maximum trip, brought 76,800 gallons,—the Oil being pumped into the tins on arrival here. There has been a good interior demand for this, but no large profits have been made. There is, locally, good hope for Metals; an Iron foundry under the style of the Fu An Company (福安公司), situated on the right bank of the Fu-ho (濰河), near the business quarter, was established in May—the primary purpose being to manufacture machinery for irrigation and to undertake small launch repairs, while, recently, the manager has obtained an official contract for the preparation of munitions of war for the province. Original capital, *Ts.* 30,000; number of hands, 60. The machinery came from Canton. The local dyeing of Shirtings is suffering from local competition, though the cloths themselves are in good demand in Kuei-lin, Po-sê, and Liu-chou. Of Sundries, Lamps and Spectacles need attention. The iron frames and fittings of chandeliers are made in Canton; the glass lamp shades, chimneys, etc., coming from Germany. Price for a large one, \$12. Serviceable Native-made silver-framed (\$2 the pair) and copper-framed (\$0.60 the pair) crystal Spectacles come from Canton; none of the Foreign kind are sold in Wuchow. Soap also sells well; mostly red and yellow from Germany, France, and Japan. "Rose" from the first-named country, at 15 cents the cake, has most demand; so also "Pears." Of Perfumery, the favourite essences are: for men, Florida Water (from America and Germany, and Japanese imitations of latter); for women, Violets (from Japan) and really good French scent. The sale of good liqueurs (*e.g.*, Peppermint, Curaçoa) and Foreign sweet wines, in small fancy vials, in place of the present cumbrous and expensive mode, is one which should commend itself

to the wine trade, seeing how often that but a few drops of the liquid are added to Native beverages.

(b.) *Exports*.—These have advanced rather in values than bulk. China-root was exported in large quantities, many of the orders coming from India, where the natives are said to lave their bodies with it for the prevention of plague. A few shipments of Cassia Oil were made between the 26th September and 6th December, there being a good market in Hongkong, and merchants selling it for \$330 to \$350 the picul; it usually passes by junk to Canton, etc., the steamer expenses, etc., working out at about *Hk.Tts* 6 the picul more. Hides still pass in a crude state—merely locally scraped and then stretched on bamboos to dry for 10 days or so; age of animals, 4 years and over. An item of interest is Cattle. These—chiefly from villages within 180 *li*, and, largely, the red cow—are shipped both to Hongkong and Canton; largest number taken in a trip, 175 to Canton; freight, \$3.75 per head to Hongkong, \$2.50 to Canton. The majority pass ultimately to Manila. Of Medicines, is the orchid (鮮斛斗), coming in small quantities from Kuei-lin; it is used in typhoid, after boiling. Also 鈎藤, from Kuei-lin, a vine-like shrub in small pieces, boiled down with other ingredients, such as 蟬退 (cicada skins) and peppermint leaf; it is given to infants for cold and fevers. Further, twigs of the honeysuckle, made into an embrocation, for sprains.

(c.) *Re-exports*.—No remarks.

4°. COAST TRADE.—(a.) *Original Shipments Coastwise*.—Value, *Hk.Tts* 266,843, chiefly Cattle to Canton.

(b.) *Reshipments Coastwise*.—No remarks.

(c.) *Coastwise Arrivals*.—Value, *Hk.Tts* 174,688, chiefly Nankeens from Samshui.

It is convenient to offer a few notes on the junk trade, inwards (up river) and outwards (down river). The principal centres embraced are Canton, Fatshan, Kuei-lin, Nanning, Liu-chou, Hsün-chou (潯州), Yü-lin (鬱林), Lungehow (龍州). The principal items passing inwards, Cotton Cloth (233,865 pieces), Medicines (*Hk.Tts* 26,101), Old Clothing (70,378 pieces), Silk Piece Goods (263 pieces, *Hk.Tts* 2,148); and those outwards, Timber—Soft-wood, Hard-wood, Camphor-wood—(782,830 pieces), Rice (486,643 piculs), Cassia (62,926 piculs), Firewood (*Hk.Tts* 320,700), Wood Oil (25,436 piculs). The estimated net value inwards was *Hk.Tts* 928,733, and outwards, *Hk.Tts* 7,438,600; but, for a first year, allowance must be made in attaining accuracy. The busiest moons were the 4th, 8th, 9th, and 10th, and the largest collection, *Hk.Tts* 20,710, for the 8th moon, and the smallest, *Hk.Tts* 6,120, for the 6th. As regards items of trade outwards, Timber stands incontestably first—alike for its quantity and excellent quality for house building and boat construction. It is grown in Liu-chou (柳州) and Ch'ing-yüan (慶遠), and is floated down stream to Fatshan in huge rafts of 3,000 square feet—each raft being worth some \$4,000, and the fine pine especially commanding a ready sale. The present year was not a good one, for causes already noted. Kwangsi has long had a reputation for production and quality of Ground-nut Cake, the best in the Empire, and passing throughout Kwangtung for manuring. The essential oil is also superior, but insufficient for local requirements, and consequently dear. Oil from Kwangtung, cheaper though not so good, has therefore been imported; while the Kwangsi kind has passed in wooden tubs to the richer folk in Canton and Fatshan. The first crop of Rice for the year was fair, but the second was almost a total failure, and famine is still rife in the western part of the province above Nanning—though relief Rice, imported by Government, and largely contributed by various charitable societies in Canton, has greatly improved the situation. Liquid Indigo comes chiefly from Yü-lin-chou (鬱林州), but also from Chao-p'ing (昭平) and Pei-liu (北流); it passes to Canton and Fatshan for dyeing. Cassia went forward as follows: Lignea, 56,153 piculs; Twigs,

943 piculs; Buds, 2,116 piculs; Oil, 775 piculs; Refuse, 2,939 piculs. It comes from Hsün-chou (澤州), Yung-hsien (容縣), and P'ing-nan (平南), and is gathered and prepared between spring and autumn, the twigs and buds being dried before being offered in the market. There is considerable loss in preparation, as regards the Lignea, 40 per cent. of the original weight going, while 1 picul of leaves distilled yields but 5 taels of the fine Oil, valued at about *Hk.Ts* 150 the picul. Cassia passes to Fatshan, and thence to Hongkong, Japan, and Europe, where the Oil is employed in perfumery and in medicine. As regards trade outwards, nearly all junk-arrived Foreign goods are covered by Transit Passes, though a few from Fatshan and Chantsun (陳村) pay Duty here. This Foreign trade is, however, small, and needs no comment. As regards Native articles, Cotton Cloth is distributed among Kwangsi, Kweichow, Yunnan, and Hunan. The Fatshan market, which supplies us, was last year both well stocked and cheap—a result of an excellent Cotton crop,—and merchants were correspondingly sanguine. The causes adverted to, however, caused all importations to stop by the 9th moon, and, instead of profits, our traders sustained considerable losses. This is mostly imported by launch-towed regular trading junks. Old Clothing (Silk and Cotton) has great vogue from the general poverty, and comes from the pawnshops in Canton and Fatshan. Good Paper comes from Kwangtung; the joss kind very greatly from Chantsun (陳村) and Pekkong (碧江). Medicines come chiefly from Shanghai and Szechwan. Silk Piece Goods come, to a slight degree, for the wealthy of Wuchow, Kuei-lin, and Nanning. Firewood is a good paying trade, scores of loaded boats passing daily; it is usually in bundles, but is also left loose in holds—rarely passing in rafts. The wood is cut in winter, but is left on the hillsides to be carried away by the floods of summer, barriers being prepared beforehand to accumulate the floating fragments. Wood Oil, used for oiling boats, etc., and for painting, comes from Liu-chou and Kuei-lin; Kwangsi supplies Kwangtung and Hongkong with it. Silk Cocoons and Raw Silk come from T'eng-hsien (藤縣)—80 *li* above Wuchow,—Yung-hsien (容縣), and Hsün-chou. This trade originated, I believe, nine years ago during the governorship of His Excellency MA PI-YAO (馬丕瑤), who imported worms from Canton and planted mulberries in abundance. This commerce is increasing year by year.

5°. INLAND TRANSIT.—(a.) *Inwards* and (b.) *Outwards*.—This has been treated incidentally.

6°. SHIPPING.—No remarks, save as concern the junk trade. Inward entries, 5,872 (3,691 with cargo, 2,181 in ballast); outward entries, 6,899 (6,153 with cargo, 746 in ballast); local junks transporting transshipment cargo within the area of this port, 22,631 entries to and fro; total tonnage for the latter six months of 1902, 214,776 tons; largest junk, 189 tons (a salt junk); chief varieties of shipping, cargo junks, opium boats, salt boats, passenger-boats, and the local cargo-boats with bulging hulls, styled the “big bellied.” Everyone of the above is measured and registered locally by us, and carries a simple Pass Book, viséd on each occasion of touching at the office. I cannot refrain from recording here the excellent spirit shown by the junk people, one and all, and their pleasant appreciation of attempts to ameliorate procedure.

7°. PASSENGER TRAFFIC.—No remarks.

8°. TREASURE.—*Nil*.

9°. OPIUM.—No remarks.

10°. MISCELLANEOUS.—No remarks.

ERNEST ALABASTER,

Acting Commissioner of Customs.

WUCHOW, 21st February 1903.

WUCHOW TRADE RETURNS,

FOR THE YEAR 1902.

A.—GENERAL TABLES.

TABLE No. I.—SHIPPING.

Number and Tonnage of Vessels Entered and Cleared under each Flag.
for the Year ended 31st December 1902.

a.—Under General Regulations.

FLAG.	STEAMERS.													
	ENTERED INWARDS.						CLEARED OUTWARDS.						TOTAL ENTERED AND CLEARED.	
	With Cargo.		In Ballast.		TOTAL.		With Cargo.		In Ballast.		TOTAL.			
	No.	Tons.	No.	Tons.	No.	Tons.	No.	Tons.	No.	Tons.	No.	Tons.	No.	Tons.
British.....	149	53,269	15	243	164	53,512	135	48,677	31	5,256	166	53,933	330	107,445
American.....	36	6,840	36	6,840	36	6,840	36	6,840	72	13,680
French.....	1	10	1	10	1	10	1	10	2	20
Chinese.....	169	27,154	821	20,545	990	47,699	169	27,154	820	20,492	989	47,646	1,979	95,345
Total Steamers.....	354	87,263	837	20,798	1,191	108,061	340	82,671	852	25,758	1,192	108,429	2,383	216,490
	SAILING VESSELS.													
British.....	1	53	1	53	1	53	1	53	2	106
Chinese.....	33	5,700	33	5,700	33	5,700	33	5,700	66	11,400
Total Sailing Vessels	34	5,753	34	5,753	33	5,700	1	53	34	5,753	68	11,506
GRAND TOTAL...	388	93,016	837	20,798	1,225	113,814	373	88,371	853	25,811	1,226	114,182	2,451	227,996

b.—Under Inland Steam Navigation Rules.

FLAG.	ENTERED INWARDS.						CLEARED OUTWARDS.						TOTAL ENTERED AND CLEARED.	
	With Cargo.		In Ballast.		TOTAL.		With Cargo.		In Ballast.		TOTAL.			
	No.	Tons.	No.	Tons.	No.	Tons.	No.	Tons.	No.	Tons.	No.	Tons.	No.	Tons.
British.....	189	4,265	189	4,265	188	4,192	188	4,192	377	8,457
Chinese.....	785	9,546	785	9,546	787	9,613	787	9,613	1,572	19,159
TOTAL.....	974	13,811	974	13,811	975	13,805	975	13,805	1,949	27,616

TABLE No. II.—GROSS AND NET VALUES OF THE TRADE OF WUCHOW,
1900 TO 1902.

	1900.		1901.		1902.	
	NET VALUES.	GROSS VALUES.	NET VALUES.	GROSS VALUES.	NET VALUES.	GROSS VALUES.
	<i>Hk. Ts</i>	<i>Hk. Ts</i>	<i>Hk. Ts</i>	<i>Hk. Ts</i>	<i>Hk. Ts</i>	<i>Hk. Ts</i>
FOREIGN GOODS.						
Imported from Foreign Countries and Hongkong.....	4,489,466		5,541,017		3,340,519	
Imported from Chinese Ports.....	20,346		15,683		12,486	
Total Foreign Imports.....		4,509,812		5,556,700		3,353,005
Re-exported to Foreign Countries and Hongkong...	12,727		4,257		16,494	
Re-exported to Chinese Ports (chiefly to Samsui)...	274		
Total Foreign Re-exports.....	13,001		4,257		16,494	
Net Total Foreign Imports.....	4,496,811		5,552,443		3,336,511	
NATIVE PRODUCE.						
Imported (chiefly from Canton and Samsui).....		89,944		93,103		162,202
Re-exported to Foreign Countries.....	...		636		...	
Re-exported to Chinese Ports.....	263		
Total Native Re-exports.....	263		636		...	
Net Total Native Imports.....	89,681		92,467		162,202	
Native Produce of local origin Exported to Foreign Countries.....	1,874,568		1,804,449		2,819,818	
Native Produce of local origin Exported to Chinese Ports.....	65,003		46,884		266,843	
Total Exports of local origin.....		1,939,571		1,851,333		3,086,661
Gross Value of the Trade of the Port.....		6,539,327		7,501,136		6,601,868
Net Value of the Trade of the Port, i.e., Foreign and Native Imports less Re-exports, and Native Exports of local origin.....	6,526,063		7,496,243		6,585,374	

TABLE No. III.—TRADE IN FOREIGN GOODS.—Imports and Re-exports—Cont^d

DESCRIPTION OF GOODS.	Classifier of Quantity.	IMPORTS FROM FOREIGN COUNTRIES AND HONGKONG.		IMPORTS FROM CHINESE PORTS.		RE-EXPORTS TO FOREIGN COUNTRIES AND HONGKONG.		RE-EXPORTS TO CHINESE PORTS.		NET TOTAL IMPORTS.	
		Quantity.	Value.	Quantity.	Value.	Quantity.	Value.	Quantity.	Value.	Quantity.	Value.
WOOLLEN GOODS, continued:—											
Italian Cloth.....	Pieces	290	4,879	290	4,879
Cashmeres.....	"	110	2,468	110	2,468
Woollen Goods, Unclassed..	Value	...	490	490
" Yarn and Cord.....	Piculs	64	4,832	64	4,832
METALS:—											
Iron, Nail-rod.....	Piculs	1,938	6,655	1,938	6,655
" Bar.....	"	15,632	46,400	15	53	15,647	46,453
" Hoop.....	"	1,252	4,900	7	21	1,259	4,921
" Sheets and Plates.....	"	134	598	134	598
" Wire.....	"	142	907	52	303	194	1,210
" Galvanized.....	"	374	2,665	374	2,665
Old Iron Horseshoes.....	"	953	2,222	43	129	996	2,351
Iron Nails.....	"	2,772	16,360	2,772	16,360
Ironware, Unclassed.....	Value	...	2,243	...	14	2,257
Tin, in Slabs.....	Piculs	71	3,044	71	3,044
Tinplates.....	"	78	727	78	727
Lead, in Pigs.....	"	211	1,233	211	1,233
Yellow Metal, Sheets and Plates.....	"	100	2,648	2	66	102	2,714
Brassware.....	"	31	801	31	801
Steel Bars.....	"	923	4,917	923	4,917
Metals, Unclassed.....	Value	...	872	...	124	996
SUNDRIES:—											
Almonds, Sweet.....	Piculs	105	1,828	105	1,828
Alum, White.....	"	1,547	2,887	1,547	2,887
Awabi.....	"	69	2,389	3	89	72	2,478
Barley, Pearl.....	"	168	1,497	6	58	174	1,555
Basins, Tinplate.....	Dozens	1,785	2,183	1,785	2,183
Beans, Miscellaneous.....	Piculs	20,733	41,946	20,733	41,946
Betel-nuts.....	"	4,032	24,045	55	400	4,087	24,445
Bicho de Mar, Black.....	"	188	6,773	20	800	208	7,573
Birds Nests, 1st Quality.....	"	1	688	1	688
" 3rd ".....	"	4	885	4	885
Boxes, Fancy.....	Dozens	63,704	1,589	63,704	1,589
Braid, Llama.....	Gross	12,275	10,344	12,275	10,344
Brass Sieves, Japanese.....	Sets	5,284	2,090	5,284	2,090
Buttons, Brass, Foreign.....	Gross	3,146	890	3,146	890
Caps, Silk.....	Pieces	4,429	1,002	4,429	1,002
Cardamoms, Inferior.....	Piculs	46	984	46	984
China-root.....	"	306	4,580	306	4,580
Cigars and Cigarettes.....	Value	...	3,422	280	3,142
Clocks.....	Pieces	3,112	5,774	3,112	5,774
Cloth, Native (Nankeens).....	Piculs	2,705	118,156	21	1,046	2,684	117,110
Cloves.....	"	52	697	52	697
Coal.....	Tons	1,758	14,343	1,758	14,343
Compoy.....	Piculs	41	1,610	2	68	43	1,678
Confectionery, in Bottles.....	Dozens	1,859	1,507	1,859	1,507
Cotton, Raw, Indian.....	Piculs	2,854	49,939	2,854	49,939
Cutlery.....	Value	...	1,506	1,506
Cuttle-fish.....	Piculs	2,320	38,536	101	2,019	2,421	40,555
Dates, Black.....	"	1,357	6,868	3	14	1,354	6,854
" Red.....	"	1,304	6,055	1,304	6,055
Dyes, Aniline.....	Value	...	9,868	...	66	...	54	9,880
Fans, Paper.....	Pieces	30,551	2,827	30,551	2,827
" Decorated.....	"	60,784	5,983	60,784	5,983

TABLE No. III.—TRADE IN FOREIGN GOODS.—Imports and Re-exports—Cont^d.

DESCRIPTION OF GOODS	Classifier of Quantity.	IMPORTS FROM FOREIGN COUNTRIES AND HONGKONG.		IMPORTS FROM CHINESE PORTS.		RE-EXPORTS TO FOREIGN COUNTRIES AND HONGKONG.		RE-EXPORTS TO CHINESE PORTS.		NET TOTAL IMPORTS.	
		Quantity.	Value.	Quantity.	Value.	Quantity.	Value.	Quantity.	Value.	Quantity.	Value.
SUNDRIES, continued:—											
Fire-crackers and Fireworks	Piculs	100	941	100	941
Fish, Salt	"	14,548	72,897	50	199	14,498	72,698
Flour	"	18,602	-66,332	38	140	18,564	66,192
Fruit, in Tins	Dozens	1,011	1,435	1,011	1,435
Ginseng, Corean	Piculs	1	1,757	1	1,757
" Japan, 2nd Quality	"	11	1,343	11	1,343
" American, Crude	"	3	1,040	3	1,040
" Native	"	8	1,230	8	1,230
Glass, Window	Sq. feet	41,800	2,023	41,800	2,023
Glassware	Piculs	242	1,559	242	1,559
" Unclassed	Value	...	2,035	2,035
Grasscloth, Fine	Piculs	7	627	7	627
Gypsum	"	20,204	15,826	20,204	15,826
Hams	"	57	1,148	57	1,148
India-rubber Shoes	Pairs	9,522	6,609	9,522	6,609
Lamp Shades and Chimneys	Dozens	9,414	3,006	9,414	3,006
Lamps and Burners	Pieces	100,582	7,166	100,582	7,166
Lily Flowers, Dried	Piculs	1,703	12,764	1,703	12,764
Liquorice	"	520	4,080	520	4,080
Looking-glasses and Mirrors	Pieces	98,999	1,407	98,999	1,407
Mangrove Bark	Piculs	1,487	1,478	1,487	1,478
Matches, Wood, Japan	Gross	504,979	134,265	504,979	134,265
Match-making Materials, Unclassed	Piculs	148	663	148	663
Mats of all kinds	Pieces	35,045	1,153	35,045	1,153
Medicines	Piculs	9,165	97,786	6	180	9,156	97,606
" Foreign	Value	...	4,035	4,035
Milk, Condensed, in Tins	Dozens	1,956	2,153	16	31	1,972	2,184
Mushrooms	Piculs	86	3,809	5	205	81	3,604
Mussels, Dried	"	1,142	10,921	3	34	1,145	10,955
Needles	Mille	3,710	918	3,710	918
Oil, Kerosene, American	Galls.	716,520	117,840	716,520	117,840
" Russian	"	232,171	30,823	232,171	30,823
" Sumatra	"	1,303,255	183,671	1,303,255	183,671
" Bean	Piculs	127	910	127	910
Oysters, Dried	"	158	3,664	158	3,664
Paper, 1st Quality	"	2,903	38,871	2,903	38,871
" 2nd	"	292	2,042	292	2,042
Pepper, Black	"	618	11,148	49	886	667	12,034
" White	"	155	4,013	3	84	158	4,097
Perfumery	Value	...	1,174	1,174
Prawns, Dried	Piculs	1,144	17,251	98	1,764	1,242	19,015
Preserves	"	67	714	67	714
Provisions	Value	...	4,995	4,995
Raisins	Piculs	560	4,072	8	71	568	4,143
Rattan Skin	"	60	355	130	1,264	190	1,619
Rattans, Whole	"	220	796	19	75	239	871
Rhubarb	"	66	760	66	760
Rice	"	22,780	63,965	22,780	63,965
Samsu	"	393	3,624	393	3,624
Sandalwood	"	1,754	14,192	50	349	1,804	14,541
Sea Blubber	"	428	1,758	9	37	437	1,795
Seaweed	"	1,420	4,599	11	22	1,431	4,621
Seed, Lily Flower	"	60	1,104	60	1,104
" Melon	"	210	674	107	912	317	1,586
" Sesamum	"	398	1,706	398	1,706
Sharks Fins, White	"	31	1,683	5	461	36	2,144
" Clarified	"	23	2,716	23	2,716
Shoes and Boots	Pairs	2,026	1,065	2,026	1,065

TABLE No. III.—TRADE IN FOREIGN GOODS.—Imports and Re-exports—Cont^d.

DESCRIPTION OF GOODS.	Classifier of Quantity.	IMPORTS FROM FOREIGN COUNTRIES AND HONGKONG.		IMPORTS FROM CHINESE PORTS.		RE-EXPORTS TO FOREIGN COUNTRIES AND HONGKONG.		RE-EXPORTS TO CHINESE PORTS.		NET TOTAL IMPORTS.	
		Quantity.	Value.	Quantity.	Value.	Quantity.	Value.	Quantity.	Value.	Quantity.	Value.
SUNDRIES, continued:—			<i>Hk. Ts</i>		<i>Hk. Ts</i>		<i>Hk. Ts</i>		<i>Hk. Ts</i>		<i>Hk. Ts</i>
Silk Piece Goods.....	<i>Piculs</i>	90	53,469	90	53,469
" Head-bands.....	<i>Pieces</i>	7,680	1,313	7,680	1,313
Soap.....	<i>Value</i>	...	2,779	2,779
Socks and Stockings (Pairs)	<i>Dozens</i>	3,669	2,477	3,669	2,477
Stock-fish.....	<i>Piculs</i>	1,299	9,249	1,299	9,249
Sugar, Brown.....	"	835	2,427	835	2,427
" White.....	"	6,568	32,484	6,568	32,484
" Candy.....	"	2,064	14,437	2,064	14,437
Tai Tsai.....	"	77	2,664	7	245	70	2,419
Tea, Black.....	"	103	2,294	103	2,294
Tin-foil.....	"	33	2,069	33	2,069
Tobacco, Prepared.....	"	2,051	34,992	65	975	1,986	34,017
Toys.....	<i>Dozens</i>	1,288	675	1,288	675
Umbrella Fittings.....	"	8,250	5,040	8,250	5,040
" Frames.....	"	10,180	17,753	150	270	10,030	17,483
Umbrellas, Cotton.....	<i>Pieces</i>	19,646	7,497	320	112	19,326	7,385
Vermicelli.....	<i>Piculs</i>	6,378	48,201	2	19	6,376	48,182
Vermilion.....	"	117	3,235	1	120	116	3,115
Wax, White.....	"	457	24,042	457	24,042
Wine, Foreign.....	<i>Value</i>	...	1,106	1,106
Sundries, Unenumerated.....	"	...	34,040	...	2,286	...	500	35,826
TOTAL.....	<i>Hk. Ts</i>		3,340,519		12,486		16,494				3,336,511

SUMMARY.

IMPORTS from Hongkong.....	<i>Hk. Ts</i>	3,340,519
Total from Foreign Countries.....	<i>Hk. Ts</i>	3,340,519
Imports from Chinese Ports.....	"	12,486
TOTAL FOREIGN IMPORTS.....	<i>Hk. Ts</i>	3,353,005
RE-EXPORTS to Hongkong.....	<i>Hk. Ts</i>	16,494
Total to Foreign Countries.....	<i>Hk. Ts</i>	16,494
TOTAL FOREIGN RE-EXPORTS.....	<i>Hk. Ts</i>	16,494
NET TOTAL FOREIGN IMPORTS.....	<i>Hk. Ts</i>	3,336,511

TABLE No. IV.—TRADE IN NATIVE PRODUCE.—Imports and Re-exports.

DESCRIPTION OF GOODS.	Classifier of Quantity.	IMPORTS FROM CHINESE PORTS.		— RE-EXPORTS TO CHINESE PORTS.		RE-EXPORTS TO FOREIGN COUNTRIES AND HONGKONG.		NET TOTAL IMPORTS.	
		Quantity.	Value.	Quantity.	Value.	Quantity.	Value.	Quantity.	Value.
			<i>Hk. Ts</i>		<i>Hk. Ts</i>		<i>Hk. Ts</i>		<i>Hk. Ts</i>
Cake-stuff, Sesamum Seed.....	<i>Piculs</i>	135	2,118	135	2,118
Caps, Silk.....	<i>Pieces</i>	5,005	1,502	5,005	1,502
Carpets.....	"	685	1,370	685	1,370
Cloth, Native (Nankeens).....	<i>Piculs</i>	1,378	59,259	1,378	59,259
Clothing, Silk.....	"	1	679	1	679
Cotton Cord.....	"	13	547	13	547
Dye-stuff.....	"	185	1,521	185	1,521
Glassware.....	"	83	1,243	83	1,243
Hams.....	"	33	660	33	660
Hemp Twine, Canton.....	"	39	313	39	313
Indigo, Liquid.....	"	113	680	113	680
Ironware.....	"	109	1,100	109	1,100
Lead, White.....	"	85	677	85	677
" Yellow.....	"	51	404	51	404
Mats, Straw.....	<i>Pieces</i>	274,763	4,121	274,763	4,121
Medicines.....	<i>Piculs</i>	134	5,903	134	5,903
Oil, Bean.....	"	70	418	70	418
Oysters, Dried.....	"	37	1,126	37	1,126
Paper, 1st Quality.....	"	2,100	29,401	2,100	29,401
Peel, Orange.....	"	40	496	40	496
Persimmons, Dried.....	"	130	523	130	523
Samshu.....	"	746	6,714	746	6,714
Silk Piece Goods.....	"	5	3,626	5	3,626
Skin (Fur) Clothing.....	<i>Pieces</i>	100	668	100	668
Tobacco, Leaf.....	<i>Piculs</i>	766	6,125	766	6,125
" Prepared.....	"	836	20,889	836	20,889
Sundries, Unenumerated.....	<i>Value</i>	...	10,119	10,119
TOTAL.....	<i>Hk. Ts</i>		162,202						162,202

SUMMARY.

IMPORTS from Northern Ports.....	<i>Hk. Ts</i>	560
" " Central Ports.....	"	8,905
" " Southern Ports.....	"	152,737
Total from Chinese Ports.....	<i>Hk. Ts</i>	162,202
TOTAL NATIVE IMPORTS.....	<i>Hk. Ts</i>	162,202

TABLE No. V.—TRADE IN NATIVE PRODUCE.—Exports and Re-exports.

DESCRIPTION OF GOODS.	Classifier of Quantity.	EXPORTS TO FOREIGN COUNTRIES.		EXPORTS TO HONGKONG.		EXPORTS TO CHINESE PORTS.		TOTAL RE-EXPORTS TO FOREIGN COUNTRIES, HONGKONG, AND CHINESE PORTS.		TOTAL EXPORTS (including Re-exports).	
		Quantity.	Value.	Quantity.	Value.	Quantity.	Value.	Quantity.	Value.	Quantity.	Value.
			<i>Hk. Tls</i>		<i>Hk. Tls</i>		<i>Hk. Tls</i>		<i>Hk. Tls</i>		<i>Hk. Tls</i>
Aniseed, Star.....	<i>Piculs</i>	10,364	207,281	10,364	207,281
Bamboo Shoots, Dried.....	"	434	1,304	434	1,304
Barley, Pearl.....	"	2,589	10,337	462	1,757	3,051	12,094
Beans, Miscellaneous.....	"	409	818	409	818
Camphor.....	"	130	4,564	130	4,564
Canes, Bamboo.....	<i>Pieces</i>	257,700	14,308	257,700	14,308
Cattle.....	<i>Head</i>	2,621	21,520	4,822	102,310	7,443	123,830
Charcoal.....	<i>Piculs</i>	1,390	922	819	621	2,209	1,543
China-root.....	"	3,684	3,684	3,684	3,684
Cinnamon.....	"	59	4,512	59	4,512
Coal.....	<i>Tons</i>	150	975	150	975
Coir Rope.....	<i>Piculs</i>	44	303	44	303
Sticks.....	"	412	1,253	412	1,253
Feathers, Duck.....	"	382	3,093	382	3,093
Fire-crackers and Fireworks.....	"	144	2,442	144	2,442
Firewood.....	"	157,548	41,431	90,595	25,992	248,143	67,423
Fruit, Fresh, Unclassed.....	"	1,718	4,140	22	33	1,740	4,173
Glue, Cow.....	"	3,970	55,574	3,970	55,574
Hemp, Raw.....	"	424	3,174	424	3,174
Hides, Cow and Buffalo.....	"	78,516	1,256,254	19	339	78,535	1,256,593
Horns,	"	1,260	6,299	1,260	6,299
Indigo, Liquid.....	"	5,493	32,960	11,389	88,134	16,882	121,094
Lard.....	"	822	9,001	822	9,001
Leather.....	"	8,264	181,818	22	492	8,286	182,310
Prepared.....	"	92	1,883	92	1,883
Lizards, Dried.....	<i>Pairs</i>	76,953	5,296	76,953	5,296
Medicines.....	<i>Piculs</i>	1,329	18,343	75	950	1,404	19,293
Moxa.....	"	42	7,236	42	7,236
Mushrooms.....	"	18	738	18	738
Nutgalls.....	"	2,452	34,322	2,452	34,322
Nuts, White.....	"	1,047	3,475	199	645	1,246	4,120
Oil, Tea.....	"	406	5,277	406	5,277
Wood.....	"	29,913	224,347	207	1,530	30,120	225,877
Aniseed.....	"	1,089	196,011	1,089	196,011
Cassia-leaf.....	"	217	32,576	217	32,576
Opium, Native.....	<i>Catties</i>	34	138	34	138
Paper, 1st Quality.....	<i>Piculs</i>	334	4,013	334	4,013
" 2nd	"	7,721	38,606	39	276	7,760	38,882
Oiled.....	"	562	4,496	562	4,496
Poultry.....	<i>No.</i>	907,617	183,092	907,617	183,092
Preserves.....	<i>Piculs</i>	272	2,449	40	360	312	2,809
Seeds, Melon.....	"	5,702	45,613	359	2,869	6,061	48,482
Silk, Raw, White.....	"	137	75,482	19	10,417	156	85,899
" Wild.....	"	4	1,114	4	1,114
Cocoons.....	"	83	5,409	83	5,409
Refuse.....	"	136	8,830	136	8,830
Fishing-lines.....	"	5	1,250	1	185	6	1,435
Skins (Furs), Mouse-deer.....	<i>Pieces</i>	17,685	7,958	17,685	7,958
Sugar, Brown.....	<i>Piculs</i>	746	2,610	6	20	752	2,630
White.....	"	526	2,630	526	2,630
Tallow, Animal.....	"	1,599	14,391	26	231	1,625	14,622
Timber, Planks, Soft-wood.....	<i>Sq. feet</i>	68,817	2,753	4,125	165	72,942	2,918
" Camphor-wood.....	<i>Piculs</i>	5,818	9,462	5,818	9,462
Poles, Soft-wood.....	<i>Pieces</i>	16,773	6,709	16,773	6,709
Tin.....	<i>Piculs</i>	638	19,129	638	19,129
Tobacco, Leaf.....	"	688	5,506	688	5,506
Sundries, Unenumerated.....	<i>Value</i>	7,381	...	2,843	10,224
TOTAL.....	<i>Hk. Tls</i>	2,819,818	...	266,843	3,086,661

SUMMARY.

To—	EXPORTS.		RE-EXPORTS.		TOTAL EXPORTS AND RE-EXPORTS.	
	<i>Hk. Tls</i>	<i>Hk. Tls</i>	<i>Hk. Tls</i>	<i>Hk. Tls</i>	<i>Hk. Tls</i>	<i>Hk. Tls</i>
Hongkong.....	2,819,818		...		2,819,818	
Total to Foreign Countries.....	2,819,818		...		2,819,818	
Southern Ports.....	266,843		...		266,843	
Total to Chinese Ports.....	266,843		...		266,843	
GRAND TOTAL.....	3,086,661		...		3,086,661	

TABLE No. VI.—TRANSIT TRADE.

a.—Table showing the Destinations of the various Goods forwarded under Transit Passes to the Interior during the Year 1902.

DESCRIPTION OF GOODS.	Classifier of Quantity.	KWANGSI.		KWANGTUNG.		KWEICHOW.		YUNNAN.		TOTAL.	
		Quantity.	Value.	Quantity.	Value.	Quantity.	Value.	Quantity.	Value.	Quantity.	Value.
COTTON GOODS:—											
			<i>Hk. Tls.</i>		<i>Hk. Tls.</i>		<i>Hk. Tls.</i>		<i>Hk. Tls.</i>		<i>Hk. Tls.</i>
Shirtings, Grey, Plain	<i>Pieces</i>	13,900	41,700	91	273	5,694	20,082	370	1,110	20,055	63,165
" White.....	"	19,128	76,512	456	1,824	10,907	43,628	450	1,800	30,941	123,764
" Dyed, Plain, 20 } yards.....	"	13,044	32,610	90	225	12,095	30,238	60	150	25,289	63,223
" Dyed, Plain, 40 } yards.....	"	2,561	11,525	3	14	261	1,175	2,825	12,714
" Dyed, Figured, Brocaded, and Spotted.....	"	838	4,190	44	220	1,084	5,420	30	150	1,996	9,980
T-Cloths, 32 inches.....	"	6,520	22,820	1,003	3,511	4,090	14,316	1,300	4,550	12,813	45,197
" 36 ".....	"	1,929	8,681	100	450	1,332	5,694	60	260	3,421	15,085
Chintzes and Furnitures.....	"	1,034	3,102	11	33	885	2,655	1,930	5,790
Printed Cotton Lenos.....	"	1,714	4,285	102	255	954	2,385	2,770	6,925
Turkey Red Shirtings.....	"	569	1,707	60	180	2,329	6,987	200	600	3,158	9,474
Cotton Lastings.....	"	29	182	28	168	57	350
" Italians.....	"	1,395	16,069	5	67	514	8,139	1,914	24,275
" Damasks.....	"	1,141	6,846	15	90	901	5,406	2,057	12,342
" Crimps.....	"	99	517	8	34	38	194	145	745
Velvets.....	"	555	3,885	3	14	585	4,095	1,142	7,994
Velveteens.....	"	171	1,026	171	1,026	342	2,052
Cambrics, 12 yards.....	"	220	264	400	480	620	744
Muslins, 12 yards.....	"	1,297	1,297	40	40	1,010	1,010	2,347	2,347
Handkerchiefs, Cotton.....	<i>Dozens</i>	4,336	2,602	105	63	1,729	1,037	6,170	3,702
Towels, European.....	"	1,028	617	2	1	541	235	1,571	853
" Japanese.....	"	177	99	308	175	485	274
Blankets, Cotton.....	<i>Pieces</i>	725	1,076	4	6	381	571	1,110	1,653
Cotton Spanish Stripes.....	"	443	2,658	4	24	97	582	544	3,264
Satinets, Printed.....	"	27	233	80	551	107	784
Cotton Flannel.....	"	343	2,058	43	258	194	1,010	580	3,326
" Cretonne.....	"	419	2,921	2	14	133	966	70	481	624	4,382
Japanese Cotton Cloth.....	"	2,292	2,357	193	193	375	632	2,860	3,182
Cotton Goods, Unclassed.....	<i>Value</i>	...	1,681	...	34	...	647	2,362
" Yarn, Indian.....	<i>Piculs</i>	17,172	343,430	54	1,080	9,285	185,700	1,780	35,610	28,291	565,820
" Thread.....	"	43	6,445	18	2,717	61	9,162
" Cord.....	"	104	3,397	105	3,248	209	6,645
WOOLLEN GOODS:—											
Camlets, English.....	<i>Pieces</i>	165	2,228	6	81	157	2,120	328	4,429
Lastings, Plain.....	"	101	1,212	9	108	207	2,484	317	3,804
Long Ells.....	"	1,520	7,600	14	70	1,807	9,035	175	875	3,516	17,580
Spanish Stripes.....	"	153	2,448	5	80	73	1,168	231	3,696
Cloth, Broad, Medium, and Habit.....	"	91	3,640	1	40	104	4,160	196	7,840

a.—Table showing the Destinations of the various Goods forwarded under Transit Passes—Cont^d.

DESCRIPTION OF GOODS.	Classifier of Quantity.	KWANGSI.		KWANGTUNG.		KWEICHOW.		YUNNAN.		TOTAL.	
		Quantity.	Value.	Quantity.	Value.	Quantity.	Value.	Quantity.	Value.	Quantity.	Value.
SUNDRIES, continued:—			<i>Hk. Ts</i>		<i>Hk. Ts</i>		<i>Hk. Ts</i>		<i>Hk. Ts</i>		<i>Hk. Ts</i>
Glass, Window.....	<i>Sq. feet</i>	21,600	1,080	4,800	240	26,400	1,320
Glassware.....	<i>Piculs</i>	117	1,749	24	360	141	2,109
" Unclassed.....	<i>Value</i>	...	755	...	7	...	94	...	4	...	860
Grasscloth, Fine.....	<i>Piculs</i>	1	192	6	930	7	1,122
Gypsum.....	"	3,366	3,366	3,651	3,651	7,658	7,658	14,675	14,675
Hams.....	"	49	969	1	29	50	998
India-rubber Shoes.....	<i>Pairs</i>	2,083	1,370	40	28	756	509	2,879	1,907
Lamp Shades and Chimneys.....	<i>Dozens</i>	3,926	1,356	37	6	414	72	4,377	1,434
Lamps and Burners.....	<i>Pieces</i>	26,787	2,718	132	10	1,426	159	28,345	2,887
Lily Flowers, Dried.....	<i>Piculs</i>	983	7,864	8	66	193	1,540	1,184	9,470
Liquorice.....	"	299	2,389	2	19	3	22	304	2,430
Looking-glasses and Mirrors.....	<i>Pieces</i>	61,785	863	111	8	61,896	871
Mangrove Bark.....	<i>Piculs</i>	642	642	11	11	653	653
Matches, Wood, Japan.....	<i>Gross</i>	222,379	60,787	12,070	3,203	176,519	46,656	418	110	411,386	110,756
Mats, Straw.....	<i>Pieces</i>	12,800	1,920	12,800	1,920
Medicines.....	<i>Piculs</i>	5,588	62,427	114	673	414	1,043	6,116	64,143
Milk, Condensed, in Tins.....	<i>Dozens</i>	1,019	1,088	2	2	147	181	1,168	1,271
Mussels, Dried.....	<i>Piculs</i>	126	1,506	111	1,327	93	112	330	2,945
Nankeens.....	"	1,135	48,815	9	397	1,290	55,465	2,434	104,677
Oil, Kerosene, American.....	<i>Galls.</i>	375,040	61,579	360	59	211,450	34,871	586,850	96,509
" " Russian.....	"	72,590	9,620	1,250	164	52,730	6,958	126,570	16,742
" " Sumatra.....	"	416,630	18,519	1,000	146	417,000	54,954	834,630	73,619
Oysters, Dried.....	<i>Piculs</i>	45	1,149	9	229	54	1,378
Paper, 1st Quality.....	"	1,213	16,982	716	10,027	1,929	27,009
" 2nd.....	"	227	1,589	3	21	230	1,610
Pepper, Black.....	"	516	9,291	91	1,636	607	10,927
" White.....	"	103	2,871	4	112	107	2,983
Perfumery.....	<i>Value</i>	...	478	...	1	...	62	541
Prawns, Dried.....	<i>Piculs</i>	264	4,755	2	27	67	1,205	333	5,987
Raisins.....	"	230	1,504	5	29	54	352	289	1,885
Rice.....	"	739	1,917	739	1,917
Samshu.....	"	320	2,879	5	44	67	603	392	3,526
Sandalwood.....	"	1,109	7,760	18	126	179	1,254	1,306	9,140
Sea Blubber.....	"	174	803	87	392	261	1,195
Seaweed.....	"	707	1,414	224	448	188	375	1,119	2,237
Sharks Fins, White.....	"	41	3,685	41	3,685
" Clarified.....	"	7	824	7	824
Silk Piece Goods.....	"	39	27,055	15	10,812	54	37,867
" Head-bands.....	<i>Pieces</i>	6,560	1,110	6,560	1,110
Stock-fish.....	<i>Piculs</i>	62	495	73	584	15	121	150	1,200
Sugar, White.....	"	2,922	14,611	2,934	14,667	29	59	5,885	29,337
" Candy.....	"	997	7,477	12	93	600	4,499	1,609	12,069
Tai Tsoi.....	"	26	1,041	13	507	39	1,548
Tea, Black.....	"	95	2,387	95	2,387
Tin-foil.....	"	9	1,781	9	1,781
Tobacco, Leaf.....	"	65	520	65	520
" Prepared.....	"	224	5,606	2	50	19	469	245	6,125
Umbrella Fittings.....	<i>Dozens</i>	2,698	1,623	140	84	2,838	1,707
" Frames.....	"	5,295	8,711	207	400	5,502	9,111
Umbrellas, Cotton.....	<i>Pieces</i>	6,330	2,533	12,579	5,032	18,909	7,565
Vermicelli.....	<i>Piculs</i>	3,372	26,974	47	375	1,323	10,588	4,742	37,937
Vermilion.....	"	19	2,200	1	150	20	2,350
Wax, White.....	"	109	6,493	2	135	7	424	118	7,052
Sundries, Unenumerated.....	<i>Value</i>	...	23,910	...	270	...	3,558	27,738
TOTAL.....	<i>Hk. Ts</i>		1,296,533		40,765		699,696		45,850		2,082,844

b.—Table showing the Provinces from which Native Goods were brought under Transit Passes during the Year 1902.

DESCRIPTION OF GOODS.	Classifier of Quantity.	KWANGSI.		KWANGTUNG.		KWEICHOW.		YUNNAN.		TOTAL.	
		Quantity.	Value.	Quantity.	Value.	Quantity.	Value.	Quantity.	Value.	Quantity.	Value.
			<i>Hk. Ts</i>		<i>Hk. Ts</i>		<i>Hk. Ts</i>		<i>Hk. Ts</i>		<i>Hk. Ts</i>
Aniseed, Star	<i>Piculs</i>	10,178	203,554	10,178	203,554
Camphor	"	113	3,971	113	3,971
China-root	"	3,829	3,829	3,829	3,829
Feathers, Duck	"	366	2,958	366	2,958
Fire-crackers and Fireworks	"	142	2,414	142	2,414
Fuses	"	47	763	47	763
Glue, Cow	"	3,083	43,169	3,083	43,169
Hides, Cow and Buffalo	"	16,916	270,652	16,916	270,652
Horns, " "	"	1,045	5,224	1,045	5,224
Indigo, Liquid	"	4,153	24,920	4,153	24,920
Leather	"	8,883	195,435	8,883	195,435
Lizards, Dried	<i>Pairs</i>	58,984	4,177	58,984	4,177
Medicines	<i>Piculs</i>	881	10,437	881	10,437
Moxa	"	37	6,411	37	6,411
Nutgalls	"	2,027	8,107	2,027	8,107
Oil, Wood	"	5,576	41,262	90	666	5,666	41,928
" Aniseed	"	1,182	212,756	1,182	212,756
Paper, 1st Quality	"	334	4,004	334	4,004
" 2nd "	"	7,664	38,321	7,664	38,321
" Oiled	"	537	4,299	537	4,299
Seeds, Melon	"	3,784	30,272	3,784	30,272
Skins (Furs), Mouse-deer	<i>Pieces</i>	15,134	6,810	15,134	6,810
Sugar, Brown	<i>Piculs</i>	484	1,696	484	1,696
" White	"	606	3,029	606	3,029
Tallow, Animal	"	1,198	10,784	1,198	10,784
Timber, Planks, Soft-wood	<i>Sq. feet</i>	46,404	1,856	46,404	1,856
" " Camphor-wood	<i>Piculs</i>	5,557	9,075	5,557	9,075
" Poles, Soft-wood	<i>Pieces</i>	2,080	832	2,080	832
Tin, Ch'ing-yüan	<i>Piculs</i>	501	15,035	16	465	517	15,500
Sundries, Unenumerated	<i>Value</i>	...	1,691	1,691
TOTAL	<i>Hk. Ts</i>	...	1,167,743	...	1,131	1,168,874

c.—Table showing the Number of Passes issued for, and the Amount of Duties collected on, Foreign Goods forwarded to the Interior under Transit Passes, as divided between the various Nationalities, during the Year 1902.

QUARTER.	BRITISH.		GERMAN.		CHINESE.		TOTAL.	
	No. of Passes.	Transit Dues.	No. of Passes.	Transit Dues.	No. of Passes.	Transit Dues.	No. of Passes.	Transit Dues.
		<i>Hk. Tam.c.c.</i>		<i>Hk. Tam.c.c.</i>		<i>Hk. Tam.c.c.</i>		<i>Hk. Tam.c.c.</i>
1st quarter.....	727	2,565.8.5.9	8	7.1.5.2	5,607	7,602.2.0.9	6,342	10,175.2.2.0
2nd ".....	1,135	3,932.1.0.2	200	245.5.0.1	6,661	7,662.3.2.5	7,996	11,839.9.2.8
3rd ".....	1,653	5,728.6.2.8	200	167.3.8.7	7,442	11,817.2.3.1	9,295	17,713.2.4.6
4th ".....	435	1,639.2.4.0	5,820	6,867.7.4.3	6,255	8,506.9.8.3
TOTAL.....	3,950	13,865.8.2.9	408	420.0.4.0	25,530	33,949.5.0.8	29,888	48,235.3.7.7

d.—Table showing the Number of Passes surrendered for, and the Amount of Duties collected on, Native Goods brought from the Interior under Transit Passes, as divided between the various Nationalities, during the Year 1902.

QUARTER.	BRITISH.	
	No. of Passes.	Transit Dues.
		<i>Hk. Tam.c.c.</i>
1st quarter.....	243	4,473.5.3.8
2nd ".....	241	3,975.5.3.4
3rd ".....	214	3,665.9.1.5
4th ".....	289	5,416.2.2.6
TOTAL.....	987	17,531.2.1.3

TABLE No. VII.—DUTIES.

a.—Duties paid under each Flag, for the Year ended 31st December 1902.

FLAG.	IMPORT.	EXPORT.	COAST TRADE.	TONNAGE.	TRANSIT.	OPIUM LIKIN.	TOTAL.
	<i>Hk. Ts. m. c. c.</i>	<i>Hk. Ts. m. c. c.</i>	<i>Hk. Ts. m. c. c.</i>	<i>Hk. Ts. m. c. c.</i>	<i>Hk. Ts. m. c. c.</i>	<i>Hk. Ts. m. c. c.</i>	<i>Hk. Ts. m. c. c.</i>
British.....	11,239.7.8.2	4,002.7.2.1	2,984.1.8.7	296.1.0.0	31,397.0.4.2	...	49,919.8.3.2
American.....	29,847.5.4.1	12,864.3.6.4	...	152.0.0.0	...	98.0.0.0	42,961.9.0.5
German.....	420.0.4.0	...	420.0.4.0
Chinese.....	105,706.0.9.9	41,473.8.0.0	4.2.2.5	627.4.0.0	33,949.5.0.8	586.2.0.5	182,347.2.3.7
On Opium.....	253.5.7.5	13.4.6.5	267.0.4.0
TOTAL.....	147,046.9.9.7	58,354.3.5.0	2,988.4.1.2	1,075.5.0.0	65,766.5.9.0	684.2.0.5	275,916.0.5.4*

* No Drawbacks marked for cash payment during the year, to be deducted from this total.....*Hk. Ts. Nil.*

b.—Comparative Table of Duties collected, for the Years 1897* to 1902.

YEARS.	IMPORT (exclusive of Opium).	EXPORT (exclusive of Opium).	COAST TRADE (exclusive of Opium).	OPIUM (Import, Export, and Coast Trade).	TONNAGE.	TRANSIT.	OPIUM LIKIN.	TOTAL.
	<i>Hk. Ts. m. c. c.</i>	<i>Hk. Ts. m. c. c.</i>	<i>Hk. Ts. m. c. c.</i>	<i>Hk. Ts. m. c. c.</i>	<i>Hk. Ts. m. c. c.</i>	<i>Hk. Ts. m. c. c.</i>	<i>Hk. Ts. m. c. c.</i>	<i>Hk. Ts. m. c. c.</i>
1897*.....	46,111.7.0.4	12,122.8.1.7	1,836.8.9.2	...	166.5.0.0	18,803.3.7.5	...	79,041.2.8.8
1898.....	105,338.0.7.8	53,191.6.2.5	3,002.6.6.8	...	454.4.0.0	55,362.3.7.1	...	217,349.1.4.2
1899.....	152,912.1.7.4	62,704.6.2.1	2,085.9.3.4	72.0.7.6	1,019.7.0.0	75,604.1.9.8	192.2.0.0	294,590.9.0.3
1900.....	152,827.3.9.8	64,223.5.7.6	1,847.5.1.1	960.0.0.0	1,651.4.0.0	80,870.0.1.3	960.0.0.0	303,339.8.9.8
1901.....	199,889.4.1.0	51,157.7.6.6	1,822.6.8.5	147.1.3.9	1,757.0.0.0	93,052.3.1.8	389.2.0.1	348,215.5.1.9
1902.....	146,793.4.2.2	58,340.8.8.5	2,988.4.1.2	267.0.4.0	1,075.5.0.0	65,766.5.9.0	684.2.0.5	275,916.0.5.4

* Seven months ended 31st December.

B.—SPECIAL TABLES.

TABLE No. I.—IMPORT TRADE.

Comparative Table of the principal Articles of Import, for the Years 1897* to 1902.

DESCRIPTION OF GOODS.	Classifier of Quantity.	1897.*	1898.	1899.	1900.	1901.	1902.
COTTON GOODS:—							
Shirtings, Grey, Plain	<i>Pieces</i>	28,492	62,615	78,450	65,989	85,047	47,604
" White, "	"	15,266	56,425	75,186	70,184	94,302	60,943
" Dyed, "	"	5,827	18,072	35,368	37,123	62,593	27,480
" " Figured, Brocaded, } and Spotted	"	1,052	4,233	9,716	7,227	5,810	2,726
T-Cloths	"	18,713	47,951	39,176	40,167	38,665	27,426
Chintzes and Furnitures	"	1,246	2,149	4,323	4,596	5,078	4,156
Printed Cotton Lenos	"	608	2,259	7,922	6,220	9,812	6,504
Turkey Red Shirtings	"	1,579	1,695	2,452	1,982	4,574	3,423
Cotton Damasks	"	1,284	434	806	4,342	11,354	3,219
Velvets and Velveteens	"	2,028	2,670	3,602	5,097	5,288	1,929
Cambrics and Muslins	"	2,149	5,657	10,048	6,260	7,340	4,438
Handkerchiefs, Cotton	<i>Dozens</i>	7,909	12,014	13,596	11,636	19,547	12,254
Cotton Flannel	<i>Pieces</i>	769	1,972	2,458	5,202	6,432	1,792
Japanese Cotton Cloth	"	833	2,456	5,026	7,305	10,197	8,731
Cotton Yarn, Indian	<i>Piculs</i>	27,141	62,177	88,704	89,309	106,378	35,764
WOOLLEN GOODS:—							
Camlets, English	<i>Pieces</i>	525	711	690	643	875	556
Lastings	"	1,158	838	1,113	1,277	996	531
Long Ells	"	4,216	4,630	10,514	12,751	8,918	4,320
Spanish Stripes	"	620	402	885	867	1,035	681
Cloth, Broad, Medium, and Habit	"	447	413	481	399	645	261
Blankets	<i>Pairs</i>	304	746	1,302	1,548	2,242	1,426
Italian Cloth	<i>Pieces</i>	...	542	664	1,108	498	290
METALS:—							
Iron, Nail-rod	<i>Piculs</i>	732	3,210	1,823	1,840	767	1,938
" Bar	"	1,247	1,958	14,236	13,850	30,112	15,647
" Nails	"	220	1,612	1,769	2,422	3,593	2,772
Steel Bars	"	1,089	2,744	1,425	1,716	4,875	923
SUNDRIES:—							
Alum, White	<i>Piculs</i>	492	1,509	1,413	1,850	1,821	1,547
Betel-nuts	"	2,334	3,328	4,551	3,244	3,573	4,087
Braid, Llana	<i>Gross</i>	9,576	21,679	22,706	20,343	25,140	12,275
Clocks	<i>Pieces</i>	846	3,019	3,413	2,708	4,831	3,112
Cloth, Native (Nankeens)	<i>Piculs</i>	57	768	1,157	1,613	2,966	2,684
Coal	<i>Tons</i>	...	385	1,352	2,724	1,670	1,758
Cotton, Raw, Indian	<i>Piculs</i>	1,324	4,674	5,175	3,119	3,900	2,854
Dyes, Aniline	<i>Val., Hk. Tn</i>	...	4,947	7,049	9,495	9,822	9,880
Fish, Salt	<i>Piculs</i>	1,341	5,447	11,578	13,958	17,868	14,498
Flour	"	736	1,748	3,932	3,658	12,474	18,564
Gypsum	"	...	1,904	13,990	19,522	15,326	20,204
India-rubber Shoes	<i>Pairs</i>	...	4,527	5,074	7,365	7,423	9,522

* Seven months ended 31st December.

Comparative Table of the principal Articles of Import—Cont^d.

DESCRIPTION OF GOODS.	Classifier of Quantity.	1897.*	1898.	1899.	1900.	1901.	1902.
<i>SUNDRIES, continued:—</i>							
Lamps and Burners.....	<i>Pieces</i>	13,179	85,293	59,211	81,444	56,637	100,582
Lily Flowers, Dried.....	<i>Piculs</i>	779	1,708	1,689	1,250	1,664	1,703
Matches, Japan.....	<i>Gross</i>	84,999	340,464	483,115	341,666	452,561	504,979
Medicines.....	<i>Piculs</i>	496	3,412	4,590	4,522	6,701	9,156
Oil, Kerosene.....	<i>Gallons</i>	1,182,575	1,917,490	2,653,530	2,553,610	2,706,964	2,251,946
Paper, 1st Quality.....	<i>Piculs</i>	999	3,473	5,783	3,266	2,648	2,903
Pepper, Black.....	"	487	1,169	1,195	1,221	1,857	667
Tobacco, Prepared.....	"	758	3,412	6,974	4,571	4,002	1,986
Umbrella Frames.....	<i>Dozens</i>	1,436	8,944	16,359	19,400	16,403	10,030
Umbrellas, Cotton.....	<i>Pieces</i>	3,460	20,563	27,964	31,164	35,656	19,326
Vermicelli.....	<i>Piculs</i>	689	547	1,415	2,768	4,246	6,376
Wax, White.....	"	38	186	246	152	279	457

* Seven months ended 31st December.

TABLE No. 2.—EXPORT TRADE.

Comparative Table of the principal Articles of Export, for the Years 1897* to 1902.

DESCRIPTION OF GOODS.	Classifier of Quantity.	1897.*	1898.	1899.	1900.	1901.	1902.
Aniseed, Star.....	<i>Piculs</i>	1,143	6,896	9,498	8,578	10,963	10,364
Barley, Pearl.....	"	...	2,691	2,492	2,370	2,291	3,051
Coal, Native.....	<i>Tons</i>	553	3,287	1,828	941	922	150
Firewood.....	<i>Piculs</i>	13,199	43,966	153,570	269,125	248,223	248,143
Glue, Cow.....	"	502	1,885	1,885	1,463	1,113	3,970
Hemp, Raw.....	"	2,441	1,084	1,478	3,003	1,702	424
Hides, Cow and Buffalo.....	"	6,241	22,808	18,533	18,799	19,831	78,535
Indigo, Liquid.....	"	6,190	14,087	15,501	13,834	15,165	16,882
Leather.....	"	1,154	7,435	6,745	5,305	8,799	8,286
Medicines.....	"	119	2,324	2,381	2,226	1,108	1,404
Molasses.....	"	4,997	6,826	1,666	...
Moxa.....	"	...	62	124	128	239	42
Nuts, White.....	"	1,610	415	2,494	898	511	1,246
Oil, Tea.....	"	163	1,834	534	1,973	1,572	406
" Wood.....	"	4,738	10,981	20,791	24,469	31,129	30,120
" Aniseed.....	"	12	288	212	79	582	1,089
" Cassia-leaf.....	"	77	439	387	198	34	217
Paper, 1st Quality.....	"	69	295	2,299	502	101	334
Poultry.....	<i>No.</i>	83,161	170,534	623,253	907,617
Seeds, Melon.....	<i>Piculs</i>	490	7,370	13,101	8,132	12,116	6,061
Silk, Raw, White.....	"	166	406	251	164	333	156
Skins (Furs), Mouse-deer.....	<i>Pieces</i>	29,737	63,326	51,452	17,685
Sugar, Brown.....	<i>Piculs</i>	742	31,728	54,960	90,590	863	752
" White.....	"	3,393	26,556	55,348	44,406	...	526
Tallow, Animal.....	"	157	569	1,051	742	893	1,625
Tin.....	"	...	73	253	547	307	638
Tobacco, Leaf.....	"	...	2,015	1,659	100	...	688

* Seven months ended 31st December.

TABLE No. 3.—VALUE OF TRADE.

Comparative Table of the Value of the Trade, for the Years 1897* to 1902.

YEARS.	IMPORTS FROM		EXPORTS TO		TOTAL IMPORTS AND EXPORTS.	RE-EXPORTS.	TREASURE AND COPPER CASH.		TRANSIT TRADE.	
	Foreign Countries.	Native Ports.	Foreign Countries.	Native Ports.			Imported.	Exported.	Inwards.	Outwards.
	Hk. ₤s	Hk. ₤s	Hk. ₤s	Hk. ₤s	Hk. ₤s	Hk. ₤s	Hk. ₤s	Hk. ₤s	Hk. ₤s	Hk. ₤s
1897*.....	1,368,983	74,287	398,329	74,573	1,916,172	3,461	1,026,676	90,291
1898.....	2,793,374	183,433	1,148,129	96,822	4,221,758	6,950	2,086,204	800,708
1899.....	4,076,227	124,107	1,845,720	88,129	6,134,183	10,941	2,953,002	1,069,948
1900.....	4,489,466	110,290	1,874,568	65,003	6,539,327	13,264	3,309,969	1,159,819
1901.....	5,541,017	108,786	1,804,449	46,884	7,501,136	4,893	4,244,912	1,098,851
1902.....	3,340,519	174,688	2,819,818	266,843	6,601,868	16,494	2,082,844	1,168,874

* Seven months ended 31st December.

TABLE No. 4.—SHIPPING.

Comparative Table of Shipping, for the Years 1897* to 1902.

a.—Under General Regulations.

YEARS.	ENTERED INWARDS.						CLEARED OUTWARDS.					
	STEAMERS.		SAILING VESSELS.		TOTAL.		STEAMERS.		SAILING VESSELS.		TOTAL.	
	No.	Tons.	No.	Tons.	No.	Tons.	No.	Tons.	No.	Tons.	No.	Tons.
1897*.....	362	20,922	51	5,172	413	26,094	362	20,922	51	5,172	413	26,094
1898.....	803	40,447	164	18,188	967	58,635	803	40,447	163	18,127	966	58,574
1899.....	1,196	68,687	182	23,303	1,378	91,990	1,194	68,676	181	23,171	1,375	91,847
1900.....	1,056	59,778	181	27,360	1,237	87,138	1,020	59,317	182	27,492	1,202	86,809
1901.....	929	93,384	114	19,767	1,043	113,151	931	93,110	114	19,767	1,045	112,877
1902.....	1,191	108,061	34	5,753	1,225	113,814	1,192	108,429	34	5,753	1,226	114,182

* Seven months ended 31st December.

b.—Under Inland Steam Navigation Rules.

YEARS.	ENTERED INWARDS.		CLEARED OUTWARDS.		TOTAL ENTERED AND CLEARED.	
	No.	Tons.	No.	Tons.	No.	Tons.
1897.....
1898.....	6	93	6	93	12	186
1899.....	130	1,448	131	1,447	261	2,895
1900.....	918	11,884	950	12,254	1,868	24,138
1901.....	1,279	17,680	1,278	17,668	2,557	35,348
1902.....	974	13,811	975	13,805	1,949	27,616

TABLE No. 5.—TREASURE.

Nil.

TABLE No. 6.—PASSENGER TRAFFIC.

Passenger Traffic during the Year 1902.

PASSENGERS TO					PASSENGERS FROM			
STEAMERS.		SAILING VESSELS.			STEAMERS.		SAILING VESSELS.	
Foreigners.	Natives.	Foreigners.	Natives.		Foreigners.	Natives.	Foreigners.	Natives.
23	35	Hongkong.....	30	10
104	16,964	Canton.....	140	15,847
...	3,371	Kumchuk.....	...	3,419
5	2,804	Samshui.....	5	3,027
3	13,459	Shiuhing.....	1	12,632
2	4,318	Takhing.....	2	4,104
				DOWN RIVER: INLAND.				
...	7,107	Fungchun.....	...	8,865
...	15,228	Dosing.....	...	18,790
...	110	Yuetsching.....	...	65
				UP RIVER: INLAND.				
...	11,642	Méngkong.....	...	10,486
...	20,160	Konghao (Taiwongkong)..	...	24,000
...	1,227	Kueih sien.....	...	987
...	99	Kueiping.....
...	2,767	Yunghue.....	...	2,983
...	Nanning.....	...	8
137	99,391	TOTAL.....	178	105,223

KIUNGCHOW TRADE REPORT, FOR THE YEAR 1902.

1°. LOCAL.—Another uneventful year has passed over us and there is nothing to comment upon here out of the common. In January and February there was a good deal of sickness of a kind which I have not heard scientifically diagnosed; people were attacked by pains across the forehead, then chills supervened, and death followed in a few hours. The Tamchow (儋州) district was disturbed a good deal during the year by brigandage and family feuds, and there was also a considerable amount of piracy along the Hainan and Lei-chou coasts. The officials were active, however; a number of the pirates were caught by the gun-boats, and the Prefect paid a visit to Tamchow in August, which had the effect of bringing the population into better order. On the 12th July a typhoon occurred; but the wind was of moderate force (for a typhoon), and there was little damage done locally. The drought which marked the year 1901 continued almost throughout the year under review, and the crops in the island and the opposite peninsula suffered so severely that large quantities of Rice had to be imported to make up for local deficiency.

2°. REVENUE.—The total Revenue for the year was *Hk.Tts.* 201,980, or nearly *Hk.Tts.* 24,000 over that of the previous year, and the largest on record, except that of 1887, the collection of which was *Hk.Tts.* 207,915. All the headings, with the single exception of Coast Trade, contributed to the increase. But the principal contribution was from the Export Duties; and this may appear strange, seeing that the value of the Export trade was about the same as during 1901. The increase in the Duty is, however, as will be seen on reference to the Export table, due to increase in Brown Sugar; but the increased value of this is, to a very great extent, neutralised by the decrease in the non-Duty paying articles—Cattle, Fresh Eggs, Pigs, and Poultry. The increase under the head of Import Duty has been due to the 5 per cent. and the Revised Tariff Duties. If it had not been for these, the collection under the heading would have exhibited considerable falling off. The gain under the Opium headings only amounted to a little over *Hk.Tts.* 4,000. Tonnage Dues show a gain of *Hk.Tts.* 5,000, which is a very good advance, considering that they amount to a very small per-centage of the total. Transit Dues may be said to show neither loss nor gain.

3°. FOREIGN TRADE.—(a.) Imports.—The value of the Foreign Imports during the year amounted to *Hk.Tts.* 3,385,055, as against *Hk.Tts.* 2,295,891 during 1901, showing an increase of *Hk.Tts.* 1,089,164. But this increase is due entirely to the large quantity of Rice imported from abroad to make up for short food supply at home; it is, therefore, not a matter for congratulation. If we leave out Rice, and compare the totals for the two years, a falling off will appear amounting to over *Hk.Tts.* 450,000. Nearly all the principal heads contribute to the decline: Cotton and Woollen Piece Goods, Raw Cotton, Aniline Dyes, Kerosene Oil, Silk Piece Goods, all show falling off. Most of the surplus production of the island went to the purchase of necessaries of life, and there was little left to buy luxuries with. Of course, the fall in exchange has had a good deal to do with the decrease in Imports also. It is interesting to note how the importation of Flour has increased. For some years past the use of the article has been spreading in these parts, and the Chinese have found out of late how useful a plan it is not to depend entirely on one article of food. At times during the year the cost of Rice has been abnormally high, but the people were free from any fear of famine rates, because the Flour was always there to fall back upon when the price of the ordinary staple got beyond

their means. Amid the general falling off, one or two articles show increase, notably Matches; these are coming more and more into favour.* Cotton Italians show also a fair increase. Medicines, too, exhibit a higher value than in 1901, though increase under this head is hardly matter for congratulation, any more than the importation of Rice. A few more Needles were imported than in 1901: Foreign Needles are now used almost exclusively here.

(b.) *Exports*.—The Export trade of the year amounted in value to *Hk.Tts.* 2,173,286, being very little ahead of that of 1901, the value of which was *Hk.Tts.* 2,107,695. A study of the Export table will show a general falling off; and had it not been for the fact that Brown Sugar was sent away in largely increased quantity, the figures representing the total trade would have exhibited serious decline. As already stated, the year was a very bad one for the rural population in these parts: scarcity of rain made the yield of the crops short. There was consequently little to feed the domestic animals on, and the breeding of Pigs and Fowls was much interfered with. The production of Eggs, of course, fell off with the diminution in the number of Fowls. Eggs, as regards numbers, show a tremendous decline, only 17,703,940 having been shipped, as against 25,737,160 in 1901. Of Poultry, only 367,030 were shipped, as against 485,140 in 1901. A considerable portion of the Eggs sent away from here are Duck Eggs. On account of the dry weather the Ducks were deprived of the puddles they require to make them thrive, with the result that they did not lay well, and the people killed and dried them. Only 75,319 Pigs were sent off, as against 82,203 the previous year. With regard to Brown Sugar, this showed increase during each quarter of the year. But what was exported was either from the crop of 1901 or that of the early part of 1902; both were fairly good, notwithstanding that the former year had even less rain than the latter. But no doubt at the beginning of a drought the ground yields better than when it has been deprived of rain for many months. The only other Exports that show increase worth mentioning are Cuttle-fish, Honey, Medicines, Cocoa-nut Oil, Melon Seeds, Silk Fishing-lines, and Tallow. The articles that showed falling off and are next in importance to those already mentioned as exhibiting decline are Gunny Bags, Betel-nuts, Dried and Salt Fish, Galangal, Fine Grasscloth, Hemp, Leather, and Sesamum Seed.

(c.) *Re-exports*.—The Foreign Re-export trade amounts to little or nothing here; the value of it during the year was only *Hk.Tts.* 1,079.

4°. *COAST TRADE*.—(a.) *Original Shipments Coastwise*.—This branch of our commerce also amounts to very little. It is carried on almost exclusively with Pakhoi, to which shipments consisting of 803 piculs of Betel-nuts, 23 piculs of Ground-nut Oil, 251 piculs of Melon Seeds, and a few Sundries were made during the year, representing a total value of *Hk.Tts.* 12,216, as against *Hk.Tts.* 21,673 the year before.

(b.) *Reshipments Coastwise*.—These are represented by some unimportant items, totalling up *Hk.Tts.* 300.

(c.) *Coastwise Arrivals*.—These are hardly worth noting. Nearly all our Imports come from Hongkong. Now and then we get a steamer from Amoy or Swatow, but Pakhoi is the only Chinese port with which we have any direct communication to speak of, and we draw very little of our supplies from it. The values under this head totalled up *Hk.Tts.* 3,314, and represented some Fruits, a few piculs of Rice, and half a dozen other things in insignificant quantities.

5°. *INLAND TRANSIT*.—(a.) *Inwards*.—Our Transit trade is a faint reflection of our Import and Export trades, and increases and diminishes as they do. In 1902 the value of the goods sent inland under Pass was only *Hk.Tts.* 69,853, as against *Hk.Tts.* 95,171 the previous year. The value was made up almost entirely by Kerosene Oil and Flour, which figured together to the amount of *Hk.Tts.* 59,910.

(b) *Outwards*.—Our Outward Transit trade amounts to much more than the inward trade; the value of it during the year was *Hk.Ts.* 448,126, as against *Hk.Ts.* 492,187 for 1901. The principal articles were Sugar, Hemp, and Galangal.

6°. SHIPPING.—The number of entries and clearances of ocean vessels during the year just past is only ahead of those for the previous year by 1 entry, though their tonnage added together exhibits an increase of 38,909 tons, showing that larger vessels have visited the port. There was decrease both in number and tonnage under the British, American, French, Dutch, and Danish flags. The entries and clearances of American and Danish vessels were *nil*, as against 12 and 2 respectively in 1901. The German flag showed falling off as regards number of ships, though considerable increase in tonnage; the reason of this is that the emigrant vessels of that nationality that visited us during the year were larger than those of the year before. But the falling off under most of the flags is made up for by the great increase under the Norwegian flag; the entries and clearances under this flag amounted to 92, as against 28 the year before. The advance has been due to the chartering of the steamers *Frithjof* and *Pronto* by Mr. A. R. MARTY for his line between Hongkong and Haiphong. One feature of the shipping trade of the year has been the running of a small steamer, the *Kingtchiao*, of 55 tons, between Hoihow and the other ports around Hainan. It belongs to a French copartnership which receives a subsidy from the French Government; if it were not for this, the vessel could not be made to pay expenses. It is too small to keep the sea when it is a little rough, and has consequently to be in port sometimes for days when the wind is strong. Expenses, of course, run on all the time, but freight is only being earned a part of the time. A larger vessel is required to make regular trips all round the island; but the question is, Could one that would keep the sea in all ordinary weather get enough cargo and passengers to pay? I am sure it would not for a good while. The interport trade of Hainan amounts to very little, especially along the south and west coasts. This is due principally to sparseness of population; but also in a great measure, no doubt, to want of good facilities for transport of passengers. If the people could get comfortably and rapidly from one port to another, more would travel. Passengers in one way or another carry samples with them and stimulate the interchange of products. Until the *Kingtchiao* is replaced by a vessel suited properly to the trade she engages in, we need not look for any great increase in it.

7°. PASSENGER TRAFFIC.—The number of Chinese passengers on steamers leaving the port during the year was 26,560, a large advance on the figures for the preceding year, which only amounted to 16,986. On comparing the tables for the two years, it will be seen that during the year just past the passenger traffic to Singapore was far ahead of that of the previous 12 months. Emigration is now made easy for the Chinese. The North-German Lloyd steamers which run between China, Siam, and the Straits have excellent accommodation for large numbers of Chinese. The decks are spacious and protected by awnings, while the between-decks are roomy and well ventilated; in fact, a Native belonging to the poorer class finds himself better housed on board one of these vessels than in his dwelling on shore. When facilities are provided, people are never slow to take advantage of them, and the emigrant steamers that call in at Hoihow are generally well patronised.

8°. TREASURE.—The Treasure reported to our office as landed and shipped during the year amounted to *Hk.Ts.* 3,805 and *Hk.Ts.* 566,513 respectively. The export figures may be somewhere near the truth; but so much Coin is brought in by returning emigrants in small sums of which we obtain no particulars that the import figures must be far below what is right. Still, as what comes in with passengers is not in payment for anything that goes away, a knowledge of it is not essential in trying to balance the Import and Export tables of general

merchandise. The total of the Foreign and Native Imports added together was *Hk.Ts.* 3,386,990, and that of the Export table, *Hk.Ts.* 2,185,502. But if from the former we deduct Duties and other Import charges to show the value at moment of landing, and to the latter add Duty and Export charges to obtain the value at time of shipment, the one becomes reduced to *Hk.Ts.* 3,040,747 and the other raised to *Hk.Ts.* 2,417,814. The value of the Imports thus appears as something over half a million taels higher than that of the Exports, while the reverse is shown in the Treasure table, which exhibits a preponderance on the export side of a like sum. The balance of the trade is thus ascertained, and it is always interesting to know how this is got at.

9°. OPIUM.—(a.) *Foreign.*—The importation of Foreign Opium during the year shows a slight increase over that for 1901. This would appear to be entirely due to decrease in the supply of the Native article commented upon below. Nearly twice as much of the Foreign drug was imported into Kwangchowwan during the year as in the previous year; and if the supply of the Native variety had continued as before, we should most likely have had to enter the word *nil* in our Foreign table, or something very small. There is very little comment to be made in addition to what was written in the Report preceding this. Illicit trading from Kwangchowwan is interfering with licit trading here and at other ports, and the sooner it is brought to an end the better for all concerned. If it continue, the population in and around the new French Settlement will gradually develop into a smuggling community, which will give a lot of trouble to the authorities. Lawlessness is bad for those who become infected with it as well as for those who have to see the law administered.

(b.) *Native.*—As stated in the Report for 1901, Native Opium comes here from Yunnan and Kweichow by way of the West River and An-p'u (安舖); but during the year under review only 190 piculs passed the Native Customs, as against 371 piculs in 1901. So far as I am able to learn, the reason for the decrease has been the disturbed state of Kwangsi, which has prevented the carriage of the Opium through the province. I presume the quantity smuggled has been proportionately small. Foreign Opium has therefore been more in demand, and the large amount imported at Kwangchowwan, as well as the slight increase in what passed us, is in this way accounted for.

10°. MISCELLANEOUS.—In accordance with the late Imperial Edict, a school for affording a Foreign education was established in Kiungchow in June. The subjects taught are French and arithmetic. There are two teachers, both Chinese, and about 40 pupils; a few of the latter are boys, but more are grown up, and some are over 40 years of age. In January a local newspaper was started; it is named the 瓊州官報, and is printed daily in the Taotai's yamèn in Kiungchow. The daily issue amounts to about 3,000 copies, which are distributed among the various districts and given gratis to the people by the Magistrates. The journal, however, is little else than a reprint of portions of the "Peking Gazette" and the Canton "Official Gazette." It has not yet got the length of special correspondents, and its page (it only occupies one side of a single sheet) is not as yet interesting to the reader who seeks after general gossip. In July the guilds contributed \$10,000, and in September the Taotai advanced the same amount of taels, for the purpose of importing Rice and selling it cheaply for the benefit of the poorer people, who found it hard to afford the market price of over 5 cents a catty.

JAMES ACHESON,

Acting Commissioner of Customs.

KIUNGCHOW, 26th January 1903.

KIUNGCHOW TRADE RETURNS, FOR THE YEAR 1902.

A.—GENERAL TABLES.

TABLE No. I.—SHIPPING.

Number and Tonnage of Vessels Entered and Cleared under each Flag,
for the Year ended 31st December 1902.

a.—Under General Regulations.

FLAG.	STEAMERS.													
	ENTERED INWARDS.						CLEARED OUTWARDS.						TOTAL ENTERED AND CLEARED.	
	With Cargo.		In Ballast.		TOTAL.		With Cargo.		In Ballast.		TOTAL.			
	No.	Tons.	No.	Tons.	No.	Tons.	No.	Tons.	No.	Tons.	No.	Tons.	No.	Tons.
British	6	4,716	17	18,272	23	22,988	6	5,197	17	17,791	23	22,988	46	45,976
German	111	85,386	87	74,719	198	160,105	133	104,788	65	55,317	198	160,105	396	320,210
French	103	61,561	129	79,975	232	141,536	118	68,241	113	73,240	231	141,481	463	283,017
Dutch	5	5,100	5	5,100	1	1,020	4	4,080	5	5,100	10	10,200
Norwegian	29	24,076	17	14,489	46	38,565	32	26,515	14	12,050	46	38,565	92	77,130
Swedish	3	2,967	3	2,967	1	989	2	1,978	3	2,967	6	5,934
TOTAL.....	349	175,739	258	195,522	507	371,261	291	206,750	215	164,456	506	371,206	1,013	742,467
SAILING VESSELS.— <i>Nvl.</i>														

b.—Under Inland Steam Navigation Rules.

FLAG.	ENTERED INWARDS.						CLEARED OUTWARDS.						TOTAL ENTERED AND CLEARED.	
	With Cargo.		In Ballast.		TOTAL.		With Cargo.		In Ballast.		TOTAL.			
	No.	Tons.	No.	Tons.	No.	Tons.	No.	Tons.	No.	Tons.	No.	Tons.	No.	Tons.
French.....	9	495	7	385	16	880	8	440	9	495	17	935	33	1,815

TABLE No. II.—GROSS AND NET VALUES OF THE TRADE OF KIUNGCHOW,
1900 TO 1902.

	1900.		1901.		1902.	
	NET VALUES.	GROSS VALUES.	NET VALUES.	GROSS VALUES.	NET VALUES.	GROSS VALUES.
	<i>Hk. Ts</i>	<i>Hk. Ts</i>	<i>Hk. Ts</i>	<i>Hk. Ts</i>	<i>Hk. Ts</i>	<i>Hk. Ts</i>
FOREIGN GOODS.						
Imported from Foreign Countries and Hongkong	2,106,150		2,293,891		3,385,055	
Imported from Chinese Ports	
Total Foreign Imports		2,106,150		2,295,891		3,385,055
Re-exported to Foreign Countries and Hongkong...	1,593		2,818		1,079	
Re-exported to Chinese Ports (chiefly to Southern Ports)	11,407		...		300	
Total Foreign Re-exports	13,000		2,818		1,379	
Net Total Foreign Imports	2,093,150		2,293,073		3,383,676	
NATIVE PRODUCE.						
Imported (chiefly from Southern Ports)		1,545		7,564		3,314
Re-exported to Foreign Countries	
Re-exported to Chinese Ports		139		...	
Total Native Re-exports		139		...	
Net Total Native Imports	1,545		7,425		3,314	
Native Produce of local origin Exported to Foreign Countries	1,631,941		2,107,695		2,173,286	
Native Produce of local origin Exported to Chinese Ports	26,597		21,673		12,216	
Total Exports of local origin	1,658,538		2,129,368		2,185,502	
Gross Value of the Trade of the Port		3,766,233		4,432,823		5,573,871
Net Value of the Trade of the Port, i.e., Foreign and Native Imports less Re-exports, and Native Exports of local origin	3,753,233		4,429,866		5,572,492	

TABLE No. III.—TRADE IN FOREIGN GOODS.—Imports and Re-exports.

DESCRIPTION OF GOODS.	Classifier of Quantity.	IMPORTS FROM FOREIGN COUNTRIES AND HONGKONG.		IMPORTS FROM CHINESE PORTS.		RE-EXPORTS TO FOREIGN COUNTRIES AND HONGKONG.		RE-EXPORTS TO CHINESE PORTS.		NET TOTAL IMPORTS.	
		Quantity.	Value.	Quantity.	Value.	Quantity.	Value.	Quantity.	Value.	Quantity.	Value.
OPIUM:—											
Patna	<i>Piculs</i>	400.88	<i>Hk. Ts</i> 260,566	...	<i>Hk. Ts</i>	<i>Hk. Ts</i>	<i>Hk. Ts</i> ...	400.88	260,566
Benares	"	21.50	13,806	21.50	13,806
COTTON GOODS:—											
Shirtings, Grey, Plain	<i>Pieces</i>	4,787	11,615	4,787	11,615
" White, "	"	14,269	51,300	14,269	51,300
" Dyed, "	"	6,755	24,318	42	151	6,713	24,167
" Dyed, Figured } and Brocaded }	"	301	1,716	301	1,716
T-Cloths, 32 inches	"	13,517	27,034	13,517	27,034
Drills, English	"	50	226	50	226
" Dutch	"	121	726	121	726
Chintzes and Furnitures	"	459	2,295	459	2,295
Turkey Red Shirtings	"	1,776	4,795	1,776	4,795
Cotton Italians, Plain and } Figured }	"	3,104	23,900	3,104	23,900
" Damasks	"	372	2,121	372	2,121
Velvets	"	279	2,257	279	2,257
Velveteens	"	9	99	9	99
Cambrics, Plain and Printed	"	90	73	90	73
Muslins,	"	2,299	12,014	2,299	12,014
Handkerchiefs, " Cotton	<i>Dozens</i>	2,492	1,017	2,492	1,017
Towels	"	804	324	804	324
" Japanese	"	613	325	613	325
Blankets and Rugs, Cotton	<i>Pieces</i>	6,913	5,444	6,913	5,444
Cotton Stripes	"	338	421	338	421
" Flannel	"	216	880	216	880
" " Japanese	"	1,119	1,235	1,119	1,235
" " Cretonne	"	135	826	135	826
Japanese Cotton Cloth	"	2,950	2,041	2,950	2,041
" " Crape	"	6,401	3,682	6,401	3,682
Towelling, Japanese	<i>Rolls</i>	12,452	2,674	12,452	2,674
Cotton Goods, Unclassed	<i>Value</i>	...	4,139	4,139
" Yarn, Indian	<i>Piculs</i>	13,066	292,238	13,066	292,238
" Thread	"	72	9,754	72	9,754
WOOLLEN GOODS:—											
Camlets, English	<i>Pieces</i>	360	3,311	360	3,311
Lastings, Plain	"	118	1,239	118	1,239
Long Ells	"	1,677	8,070	1,677	8,070
Spanish Stripes	"	65	1,365	65	1,365
Cloth, Broad, Medium, and } Habit }	"	74	2,406	74	2,406
Lustres and Orleans, Plain	"	43	445	43	445
" Merinos	"	27	673	27	673
Blankets	<i>Pairs</i>	336	1,259	336	1,259
Union or Poncho Cloth	<i>Pieces</i>	94	1,692	94	1,692
Italian Cloth	"	595	9,876	595	9,876
Woollen Cord	<i>Piculs</i>	136	2,317	136	2,317
MISCELLANEOUS PIECE GOODS:—											
Woollen and Cotton As- } trakan	<i>Pieces</i>	50	50	50	50
METALS:—											
Iron, Nail-rod	<i>Piculs</i>	1,039	3,117	1,039	3,117
" Bar	"	419	1,257	419	1,257
" Wire	"	237	1,657	4	17	233	1,640

TABLE No. III.—TRADE IN FOREIGN GOODS.—Imports and Re-exports—Cont^d

DESCRIPTION OF GOODS.	Classifier of Quantity.	IMPORTS FROM FOREIGN COUNTRIES AND HONGKONG.		IMPORTS FROM CHINESE PORTS.		RE-EXPORTS TO FOREIGN COUNTRIES AND HONGKONG.		RE-EXPORTS TO CHINESE PORTS.		NET TOTAL IMPORTS.	
		Quantity.	Value.	Quantity.	Value.	Quantity.	Value.	Quantity.	Value.	Quantity.	Value.
METALS, continued:—											
Iron, Old.....	Piculs	274	782	274	782
" Nails and Tacks.....	"	268	1,991	268	1,991
Ironware, Unclassed.....	"	169	933	169	933
Lead, in Pigs.....	"	57	310	57	310
Yellow Metal, Sheets.....	"	71	2,211	71	2,211
Brassware.....	"	19	772	19	772
Stéel.....	"	357	2,248	357	2,248
Quicksilver.....	"	8	830	8	830
SUNDRIES:—											
Almonds.....	Piculs	81	1,793	81	1,793
Alum, Green and White.....	"	372	797	372	797
Aniseed, Star.....	"	51	1,027	51	1,027
Beancurd.....	"	332	2,991	332	2,991
Beans and Peas.....	"	31,954	63,907	31,954	63,907
Betel-nuts.....	"	7	60	7	60
Bicho de Mar, Black and } White.....	"	30	1,144	30	1,144
Birds Nests, 1st Quality.....	Catties	18	720	18	720
" " 2nd ".....	"	34	612	34	612
" " 3rd ".....	"	539	2,640	539	2,640
Braid, Llama.....	Boxes	19,939	7,651	19,939	7,651
Butter and Cheese.....	Value	...	380	380
Caps, Felt.....	Pieces	1,260	189	1,260	189
" Silk.....	"	10,239	3,072	10,239	3,072
Cardamoms, Superior.....	Piculs	7	811	7	811
" Inferior.....	"	45	1,001	45	1,001
Cassia Lignea.....	"	38	677	38	677
" Buds and Twigs.....	"	21	480	21	480
" Refuse.....	"	227	487	227	487
Cement.....	"	314	442	314	442
Chinaware, Fine and Coarse.....	"	113	1,918	113	1,918
Cigars and Cigarettes.....	Value	...	636	636
Cinnamon.....	Piculs	29	3,128	29	3,128
Clocks.....	Pieces	422	832	422	832
Cloth, Native (Nankeens).....	Piculs	890	42,200	890	42,200
Clothing, Old.....	Value	...	2,610	2,610
Cotton, Raw.....	Piculs	651	12,296	651	12,296
Cutch.....	"	13	89	13	89
Dates, Black and Red.....	"	1,039	3,823	1,039	3,823
Dyes, Aniline.....	Value	...	15,661	15,661
Fans, Paper.....	Pieces	5,330	123	5,330	123
Flour.....	Piculs	38,511	123,397	75	260	38,436	123,137
Flowers, Artificial.....	"	3	287	3	287
Fruit, Fresh and Dried.....	"	2,751	4,892	2,751	4,892
Fungus.....	"	75	1,642	75	1,642
Ginseng, Corean.....	Catties	46	1,095	46	1,095
" Japan, Unclassed.....	"	2,746	1,510	2,746	1,510
" American, Clarified.....	"	6,131	54,137	6,131	54,137
" Native.....	"	1,716	2,239	1,716	2,239
Glassware.....	Piculs	301	5,563	301	5,563
Hams.....	"	206	4,745	206	4,745
Hemp.....	"	2,013	21,900	2,013	21,900
Lamps and Burners.....	Pieces	14,772	4,785	14,772	4,785
Lily Flowers, Dried.....	Piculs	1,181	13,141	1,181	13,141
Liquorice.....	"	265	2,919	265	2,919
Looking-glasses and Mirrors.....	Pieces	79,001	1,178	79,001	1,178
Matches, Wood, Japan.....	Gross	238,731	63,981	238,731	63,981
Medicines.....	Value	...	77,540	64	77,476

TABLE No. III.—TRADE IN FOREIGN GOODS.—Imports and Re-exports—Contd.

DESCRIPTION OF GOODS.	Classifier of Quantity.	IMPORTS FROM FOREIGN COUNTRIES AND HONGKONG.		IMPORTS FROM CHINESE PORTS.		RE-EXPORTS TO FOREIGN COUNTRIES AND HONGKONG.		RE-EXPORTS TO CHINESE PORTS.		NET TOTAL IMPORTS.	
		Quantity.	Value.	Quantity.	Value.	Quantity.	Value.	Quantity.	Value.	Quantity.	Value.
<i>SUNDRIES, continued:—</i>											
Milk, Condensed	Value	...	1,935	1,935
Mushrooms	Piculs	30	1,383	30	1,383
Mussels, Dried	"	64	900	64	900
Needles	Mille	9,052	2,247	9,052	2,247
Nutgalls	Piculs	52	860	52	860
Oil, Kerosene, American	Galls.	631,090	107,134	631,090	107,134
" " Russian	"	4,000	600	4,000	600
" " Sumatra	"	415,480	64,104	415,480	64,104
" Wood	Piculs	1,311	11,798	1,311	11,798
Opium Husk	"	29	3,067	29	3,067
Paper, 1st Quality	"	461	4,611	47	463	414	4,148
" Joss	"	11,704	11,655	11,704	11,655
Pepper, Black and White	"	62	1,057	62	1,057
Perfumery	Value	...	1,031	1,031
Persimmons, Dried	Piculs	233	1,248	233	1,248
Prawns and Shrimps, Dried	"	191	3,253	191	3,253
Preserves	"	118	1,414	118	1,414
Provisions	Value	...	7,884	7,884
Raisins	Piculs	71	774	71	774
Rattans, Whole and Split	"	559	2,348	559	2,348
Rhubarb	"	55	631	55	631
Rice	"	509,335	1,543,728	509,335	1,543,728
Samslu	"	79	791	79	791
Sandalwood	"	31	249	31	249
Sapanwood	"	44	140	44	140
Seed, Lily Flower	"	15	150	15	150
" Vegetable	"	596	3,809	2	22	594	3,787
Shell-fish	"	76	1,993	76	1,993
Shoes and Boots, Silk and Cotton	Pairs	8,339	7,088	8,339	7,088
Silk Piece Goods	Piculs	91	73,640	91	73,640
" and Cotton Mixtures	"	3	619	3	619
Soap	Value	...	2,731	2,731
Sugar, White	Piculs	261	1,564	261	1,564
" Candy	"	317	1,965	317	1,965
Tea, Black	"	90	3,061	90	3,061
" Stalk	"	151	1,203	151	1,203
Tin-foil	"	98	5,118	98	5,118
Umbrella Frames	Value	...	2,457	2,457
Umbrellas, Cotton, Japanese	Pieces	1,131	692	1,131	692
Varnish	Piculs	172	3,098	172	3,098
Vermicelli	"	8,823	74,107	8,823	74,107
Waters, Aerated and Mineral	Value	...	1,003	1,003
Wax, White	Piculs	70	6,970	70	6,970
Wines, Beer, and Spirits	Value	...	3,304	16	3,288
Sundries, Unenumerated	"	...	43,821	86	...	300	...	43,435
TOTAL	Hk. Ts	...	3,385,055	1,079	...	300	...	3,383,676

SUMMARY.

IMPORTS from Hongkong.....	<i>Hk. Ta</i>	2,942,666	
" " Cochin China, Tonkin, and Annam.....	"	435,691	
" " Siam.....	"	6,698	
Total from Foreign Countries.....	<i>Hk. Ta</i>	3,385,055	
TOTAL FOREIGN IMPORTS.....	<i>Hk. Ta</i>	3,385,055	
RE-EXPORTS to Hongkong.....	<i>Hk. Ta</i>	1,052	
" " Siam.....	"	27	
Total to Foreign Countries.....	<i>Hk. Ta</i>	1,079	
RE-EXPORTS to Southern Ports.....	<i>Hk. Ta</i>	300	
Total to Chinese Ports.....	<i>Hk. Ta</i>	300	
TOTAL FOREIGN RE-EXPORTS.....	<i>Hk. Ta</i>	1,379	
NET TOTAL FOREIGN IMPORTS.....	<i>Hk. Ta</i>	3,383,676	

TABLE No. IV.—TRADE IN NATIVE PRODUCE.—Imports and Re-exports.

DESCRIPTION OF GOODS.	Classifier of Quantity.	IMPORTS FROM CHINESE PORTS.		RE-EXPORTS TO CHINESE PORTS.		RE-EXPORTS TO FOREIGN COUNTRIES AND HONGKONG.		NET TOTAL IMPORTS.	
		Quantity.	Value.	Quantity.	Value.	Quantity.	Value.	Quantity.	Value.
			<i>Hk. \$s</i>		<i>Hk. \$s</i>		<i>Hk. \$s</i>		<i>Hk. \$s</i>
Betel-nuts.....	<i>Piculs</i>	10	85	10	85
Fruit, Fresh and Dried.....	"	171	256	171	256
Hemp.....	"	21	224	21	224
Medicines.....	"	10	26	10	26
Oil, Ground-nut.....	"	17	185	17	185
Provisions.....	<i>Value</i>	...	150	150
Rice.....	<i>Piculs</i>	667	2,002	667	2,002
Tin-foil.....	"	4	198	4	198
Vegetables, Dried and Salted.....	"	4	28	4	28
Sundries, Unenumerated.....	<i>Value</i>	...	160	160
TOTAL.....	<i>Hk. \$s</i>		3,314			3,314

SUMMARY.

IMPORTS from Southern Ports.....*Hk. \$s* 3,314

Total from Chinese Ports.....*Hk. \$s* 3,314

TOTAL NATIVE IMPORTS.....*Hk. \$s* 3,314

TABLE No. V.—TRADE IN NATIVE PRODUCE.—Exports and Re-exports.

DESCRIPTION OF GOODS.	Classifier of Quantity.	EXPORTS TO FOREIGN COUNTRIES.		EXPORTS TO HONGKONG.		EXPORTS TO CHINESE PORTS.		TOTAL RE-EXPORTS TO FOREIGN COUNTRIES, HONGKONG, AND CHINESE PORTS.		TOTAL EXPORTS (including Re-exports).	
		Quantity.	Value.	Quantity.	Value.	Quantity.	Value.	Quantity.	Value.	Quantity.	Value.
Agar-agar	Piculs	233	2,702	233	2,702
Bags, Gunny and Straw	Pieces	401,930	10,952	84,966	3,549	486,896	14,501
Betel-nuts	Piculs	11	139	5,509	60,091	803	10,259	6,323	70,489
Bicho de Mar, Black and White	"	53	581	53	581
Coir	"	827	3,389	827	3,389
Cows and Bullocks	No.	650	9,710	650	9,710
Cuttle-fish	Piculs	1,538	26,818	1,538	26,818
Eggs, Fresh	Pieces	17,703,940	59,313	17,703,940	59,313
Feathers, Duck and Fowl	Piculs	133	839	133	839
Fish, Dried and Salt	"	28	179	2,196	13,096	2,224	13,275
" Heads	"	45	664	45	664
" Maws	"	1	5	145	8,560	146	8,565
Galangal	"	16,492	28,391	16,492	28,391
Glue, Cow	"	2,387	15,370	2,387	15,370
Grasscloth, Fine	"	789	114,010	789	114,010
Ground-nut Cake	"	2,716	6,324	2,716	6,324
Hemp	"	190	4,569	2,682	68,407	2,872	72,776
Hides, Cow and Buffalo	"	493	4,916	493	4,916
Honey	"	1,473	11,193	1,473	11,193
Horns, Cow and Buffalo	"	11	78	224	1,568	235	1,646
Indigo, Liquid	"	37	74	618	1,236	655	1,310
Leather	"	10	170	3,195	61,452	3,205	61,622
" Trunks	"	600	15,595	200	5,204	800	20,799
Lung-ngan Pulp	"	52	667	2,474	29,056	2,526	29,723
Mats, Straw	Pieces	10,290	721	39,453	2,762	49,743	3,483
Medicines	Value	...	270	...	61,689	61,959
Oil, Cocoa-nut	Piculs	1,694	14,588	1,694	14,588
" Ground-nut	"	61	548	5	44	23	208	89	800
Paper, 2nd Quality	"	194	969	126	795	320	1,764
Pigs	No.	3	18	75,316	451,896	75,319	451,914
Poultry	"	367,030	36,543	367,030	36,543
Provisions	Value	...	1,325	...	4,504	...	6	5,835
Rattans, Whole and Split	Piculs	860	3,869	860	3,869
Seed, Melon	"	6,059	20,990	251	874	6,310	21,864
" Sesamum	"	73	354	8,465	44,399	8,538	44,753
Sharks Fins, Black	"	168	3,023	168	3,023
" " White	"	1	16	81	3,426	82	3,442
Shell-fish	"	85	3,093	85	3,093
Silk, Raw, Wild	"	103	10,163	103	10,163
" Fishing-lines	"	38	11,269	38	11,269
Sinews, Cow and Buffalo	"	186	1,514	186	1,514
Skins, Antelope	"	36	444	223	2,591	259	3,035
" Deer	Pieces	34,552	5,653	34,552	5,653
Sugar, Brown	Piculs	247,485	778,817	247,485	778,817
" White	"	22,893	103,630	22,893	103,630
Tallow, Animal	"	17	154	1,241	10,821	1,258	10,975
Tung Leaves	"	1,007	2,798	1,007	2,798
Turtles	"	51	1,553	51	1,553
Wax, Yellow	"	203	8,329	203	8,329
Sundries, Unenumerated	Value	...	2,524	...	8,517	...	869	11,910
TOTAL	Hk. Ts	...	39,571	...	2,133,715	...	12,216	2,185,502

TRADE REPORTS AND RETURNS, 1902.

SUMMARY.

To—	EXPORTS.		RE-EXPORTS.		TOTAL EXPORTS AND RE-EXPORTS.	
	<i>Hk. ₮s</i>	<i>Hk. ₮s</i>	<i>Hk. ₮s</i>	<i>Hk. ₮s</i>	<i>Hk. ₮s</i>	<i>Hk. ₮s</i>
Singapore and Straits	12,529		...		12,529	
Cochin China, Tonkin, and Annam...	18,512		...		18,512	
Siam	8,530		...		8,530	
Hongkong	2,133,715		...		2,133,715	
Total to Foreign Countries		2,173,286		...		2,173,286
Southern Ports	12,216		...		12,216	
Total to Chinese Ports		12,216		...		12,216
GRAND TOTAL		2,185,502		...		2,185,502

TABLE No. VI.—TRANSIT TRADE.

a.—Table showing the Destinations of the various Goods forwarded under Transit Passes to the Interior during the Year 1902.

DESCRIPTION OF GOODS.	Classifier of Quantity.	KWANGTUNG.	
		Quantity.	Value.
COTTON GOODS :—			<i>Hk. Ta</i>
Shirtings, White.....	<i>Pieces</i>	6	19
T-Cloths.....	"	30	60
Blankets, Cotton.....	"	100	70
Cotton Yarn.....	<i>Piculs</i>	3	66
METALS :—			
Iron, Nail-rod.....	<i>Piculs</i>	333	1,000
" Bar.....	"	34	101
Steel Bars.....	"	4	21
SUNDRIES :—			
Beans.....	<i>Piculs</i>	3,804	7,608
Dates, Red.....	"	3	9
Flour.....	<i>Value</i>	...	25,332
Matches.....	<i>Gross</i>	2,117	754
Oil, Kerosene.....	<i>Gallons</i>	219,520	34,578
Vermicelli.....	<i>Piculs</i>	1	10
Wood, Teak.....	<i>Cub. feet</i>	319	225
TOTAL.....	<i>Hk. Ta</i>		69,853

b.—Table showing the Provinces from which Native Goods were brought under Transit Passes during the Year 1902.

DESCRIPTION OF GOODS.	Classifier of Quantity.	KWANGTUNG.	
		Quantity.	Value.
			<i>Hk. Ta</i>
Bags, Straw.....	<i>Pieces</i>	42,820	1,400
Betel-nuts.....	<i>Piculs</i>	589	6,485
Galangal.....	"	17,275	29,367
Ground-nut Cake.....	"	390	1,014
Hemp.....	"	1,920	48,008
Mats, Straw.....	<i>Pieces</i>	16,290	733
Sea Shells.....	<i>Piculs</i>	360	720
Seeds, Melon.....	"	650	2,210
Sugar, Brown.....	"	91,541	254,624
" White.....	"	22,988	103,445
Wood, Logs.....	<i>Pieces</i>	200	120
TOTAL.....	<i>Hk. Ta</i>		448,126

c.—Table showing the Number of Passes issued for, and the Amount of Duties collected on, Foreign Goods forwarded to the Interior under Transit Passes, as divided between the various Nationalities, during the Year 1902.

QUARTER.	GERMAN.		FRENCH.		CHINESE.		TOTAL.	
	No. of Passes.	Transit Dues.	No. of Passes.	Transit Dues.	No. of Passes.	Transit Dues.	No. of Passes.	Transit Dues.
		<i>Hk. Ts m. c. c.</i>		<i>Hk. Ts m. c. c.</i>		<i>Hk. Ts m. c. c.</i>		<i>Hk. Ts m. c. c.</i>
1st quarter.....	71	99.7.1.7	90	172.9.4.6	228	345.9.9.3	389	618.6.5.6
2nd "	12	23.2.6.3	50	65.9.8.2	209	297.4.0.5	271	386.6.5.0
3rd "	4	5.1.0.0	14	17.9.7.5	232	285.9.9.3	250	309.0.6.8
4th "	14	17.3.0.1	26	35.8.1.0	251	354.2.2.6	291	407.3.3.7
TOTAL	101	145.3.8.1	180	292.7.1.3	920	1,283.6.1.7	1,201	1,721.7.1.1

d.—Table showing the Number of Passes surrendered for, and the Amount of Duties collected on, Native Goods brought from the Interior under Transit Passes, as divided between the various Nationalities, during the Year 1902.

QUARTER.	GERMAN.		FRENCH.		TOTAL.	
	No. of Passes.	Transit Dues.	No. of Passes.	Transit Dues.	No. of Passes.	Transit Dues.
		<i>Hk. Ts m. c. c.</i>		<i>Hk. Ts m. c. c.</i>		<i>Hk. Ts m. c. c.</i>
1st quarter.....	81	1,052.6.9.3	81	1,052.6.9.3
2nd "	7	97.4.4.0	96	1,326.4.7.2	103	1,423.9.1.2
3rd "	80	1,272.9.6.0	309	4,759.3.9.4	389	6,032.3.5.4
4th "	5	58.4.3.9	50	714.2.8.8	55	772.7.2.7
TOTAL	92	1,428.8.3.9	536	7,852.8.4.7	628	9,281.6.8.6

TABLE No. VII.—DUTIES.

a.—Duties paid under each Flag, for the Year ended 31st December 1902.

FLAG.	IMPORT.	EXPORT.	COAST TRADE.	TONNAGE.	TRANSIT.	OPIUM LIKIN.	TOTAL.
	<i>Hk. Tsu.c.c.</i>	<i>Hk. Tsu.c.c.</i>	<i>Hk. Tsu.c.c.</i>	<i>Hk. Tsu.c.c.</i>	<i>Hk. Tsu.c.c.</i>	<i>Hk. Tsu.c.c.</i>	<i>Hk. Tsu.c.c.</i>
British.....	1,616.2.7.4	2,546.5.6.0	5.4.6.6	1,140.0.0.0	5,308.3.0.0
German.....	28,656.0.6.6	27,561.4.4.8	18.4.8.4	9,148.0.0.0	1,574.2.2.0	13,288.8.0.0	80,247.0.1.8
French.....	33,166.2.0.6	20,704.5.7.7	18.1.9.0	3,746.6.0.0	8,145.5.6.0	18,459.6.0.0	84,240.7.3.3
Dutch.....	...	4.9.8.0	...	408.0.0.0	412.9.8.0
Norwegian.....	7,427.6.3.1	6,653.8.0.2	0.2.1.0	1,691.6.0.0	...	2,042.0.0.0	17,815.2.4.3
Swedish.....	...	1.0.0.9	1.0.0.9
Chinese.....	1,283.6.1.7	...	1,283.6.1.7
On Opium.....	12,671.4.0.0	12,671.4.0.0
TOTAL.....	83,537.5.7.7	57,472.3.7.6	42.3.5.0	16,134.2.0.0	11,003.3.9.7	33,790.4.0.0	201,980.3.0.0*

* No Drawbacks marked for cash payment during the year, to be deducted from this total*Hk. Tsu Nil.*

b.—Comparative Table of Duties collected, for the Years 1893 to 1902.

YEARS.	IMPORT (exclusive of Opium).	EXPORT (exclusive of Opium).	COAST TRADE (exclusive of Opium).	OPIUM (Import, Export, and Coast Trade).	TONNAGE.	TRANSIT.	OPIUM LIKIN.	TOTAL.
	<i>Hk. Tsu.c.c.</i>	<i>Hk. Tsu.c.c.</i>	<i>Hk. Tsu.c.c.</i>	<i>Hk. Tsu.c.c.</i>	<i>Hk. Tsu.c.c.</i>	<i>Hk. Tsu.c.c.</i>	<i>Hk. Tsu.c.c.</i>	<i>Hk. Tsu.c.c.</i>
1893.....	39,822.0.3.1	27,912.4.7.1	51.9.7.3	3,125.5.5.0	7,966.4.0.0	1,245.8.1.4	8,334.8.0.0	88,459.0.3.9
1894.....	32,179.0.4.1	31,013.1.8.5	14.3.8.4	8,805.0.0.0	6,114.4.0.0	2,811.1.1.6	23,480.0.0.0	104,417.1.2.6
1895.....	33,404.0.0.8	24,593.2.4.0	9.7.2.1	8,734.1.2.5	7,606.0.0.0	2,310.0.8.7	23,291.0.0.0	99,948.1.8.1
1896.....	38,553.4.5.6	26,628.8.2.9	27.2.8.2	10,964.6.2.5	13,087.1.0.0	3,031.3.8.3	29,239.0.0.0	121,531.6.7.5
1897.....	39,351.1.9.2	41,579.6.6.2	72.6.5.9	16,360.9.1.3	10,450.0.0.0	7,531.6.4.8	43,629.1.0.0	158,975.1.7.4
1898.....	38,113.4.5.4	38,231.2.9.8	67.1.3.5	19,198.9.5.0	6,136.0.0.0	3,703.8.9.6	51,197.2.0.0	156,647.9.3.3
1899.....	47,355.8.4.7	48,959.1.0.6	266.8.4.3	23,713.3.5.0	11,072.2.0.0	6,539.5.1.3	63,235.6.0.0	201,142.4.5.9
1900.....	52,439.4.4.8	32,024.3.9.0	37.2.1.6	15,957.3.0.0	10,746.8.0.0	4,027.0.2.5	42,552.8.0.0	157,784.9.7.9
1901.....	66,722.2.7.7	47,065.4.2.7	251.7.8.9	11,473.2.0.0	11,130.4.0.0	11,000.6.4.5	30,595.2.0.0	178,238.9.3.8
1902.....	70,866.1.7.7	57,472.3.7.6	42.3.5.0	12,671.4.0.0	16,134.2.0.0	11,003.3.9.7	33,790.4.0.0	201,980.3.0.0

B.—SPECIAL TABLES.

TABLE No. I.—IMPORT TRADE.

Comparative Table of the principal Articles of Import, for the Years 1893 to 1902.

DESCRIPTION OF GOODS.	Classifier of Quantity.	1893.	1894.	1895.	1896.	1897.	1898.	1899.	1900.	1901.	1902.
OPICUM:—											
Malwa.....	Piculs	6	6	28	7	1
Patna.....	"	429	285	256	358	534	598	688	447	333	401
Benares.....	"	772	2	7	...	10	42	102	85	49	21
COTTON GOODS:—											
Shirtings, Grey, Plain.....	Pieces	10,181	6,627	6,316	9,171	10,289	7,122	8,371	8,878	12,545	4,787
" White, ".....	"	25,290	14,272	16,029	19,726	17,399	12,084	17,645	20,323	22,469	14,269
" Dyed, ".....	"	586	671	657	1,213	2,221	679	2,195	3,515	10,191	6,713
" " Figured and } " " Brocaded }	"	279	198	117	285	81	127	801	1,558	744	301
T-Cloths.....	"	16,657	10,628	10,316	13,868	12,831	13,553	16,317	16,135	14,309	13,517
Drills, English.....	"	560	347	492	525	572	542	509	418	71	50
Chintzes and Furnitures.....	"	500	483	634	1,018	349	394	1,080	1,023	546	459
Turkey Red Shirtings.....	"	797	425	559	587	572	431	1,012	1,876	1,719	1,776
Cotton Italians.....	"	1,219	152	218	269	228	299	1,514	1,916	2,053	3,104
Velvets and Velveteens.....	"	267	219	161	231	249	108	215	439	468	288
Cambries and Muslins.....	"	3,727	2,522	1,266	2,523	1,964	1,721	3,292	2,944	3,509	2,389
Handkerchiefs.....	Dozens	2,036	1,133	1,582	1,715	1,363	549	899	1,591	2,100	2,492
Cotton Flannel.....	Pieces	...	361	303	715	319	552	2,090	2,379	4,047	1,335
Japanese Cotton Cloth and } Crape.....	"	6,713	6,955	2,752	4,923	4,323	3,702	7,765	13,631	15,783	9,351
Towelling, Japanese.....	Rolls	...	2,905	5,377	5,408	5,025	3,579	6,467	13,452	17,355	12,452
Cotton Yarn, Indian.....	Piculs	16,124	11,667	15,789	16,704	15,000	19,329	20,826	20,553	21,414	13,066
WOOLLEN GOODS:—											
Camlets, English.....	Pieces	811	499	330	404	264	109	389	383	325	360
Lastings.....	"	404	189	98	171	121	56	170	206	125	118
Long Ells.....	"	3,200	1,537	1,604	2,471	1,670	666	2,118	2,534	2,426	1,677
Spanish Stripes.....	"	226	122	89	211	112	66	132	95	96	65
Cloth, Broad, Medium, and } Habit.....	"	251	110	45	115	83	59	164	158	149	74
Lustres and Orleans.....	"	539	273	68	134	62	122	199	259	246	70
METALS:—											
Iron, Nail-rod and Bar.....	Piculs	1,499	1,647	1,438	1,714	1,446	1,204	1,226	1,197	1,385	1,458
" Nails and Tacks.....	"	401	120	229	246	246	250	250	262	316	268
Yellow Metal, Sheets.....	"	165	69	76	91	55	51	52	40	63	71
Steel.....	"	239	155	206	292	149	207	222	256	228	357

Comparative Table of the principal Articles of Import—Cont^d.

DESCRIPTION OF GOODS.	Classifier of Quantity.	1893.	1894.	1895.	1896.	1897.	1898.	1899.	1900.	1901.	1902.
SUNDRIES:—											
Beans and Peas.....	Piculs	23,624	24,304	20,662	18,954	21,816	14,786	22,052	20,986	32,457	31,954
Braid, Llama.....	Boxes	29,527	15,843	15,498	12,152	10,582	1,692	8,030	12,546	21,606	19,939
Cloth, Native (Nankeens).....	Piculs	654	501	515	577	813	456	754	1,126	1,402	890
Cotton, Raw.....	"	5,268	3,682	2,899	1,973	3,296	1,980	3,223	2,830	1,701	651
Dyes, Aniline.....	{ Value, Hk. Ts }	5,665	4,327	4,604	5,127	5,178	3,647	7,176	11,964	17,791	15,661
Flour.....	"	34,772	81,913	61,576	62,986	44,252	44,472	75,560	77,703	88,052	123,137
Ginseng.....	Piculs	99	86	87	90	108	95	97	97	101	106
Matches, Wood, Japan.....	Gross	195,250	199,550	201,510	233,800	238,380	250,140	274,476	220,218	220,701	238,731
Medicines.....	{ Value, Hk. Ts }	60,615	47,527	45,190	52,249	58,849	50,964	55,925	58,192	61,815	77,476
Oil, Kerosene.....	Galls.	381,740	506,995	537,310	634,690	920,010	945,790	1,004,700	1,180,240	1,488,580	1,050,570
Rice.....	Piculs	78,213	376,733	93,730	63,561	15,785	195,621	205,328	44,622	20,397	509,335
Silk Piece Goods.....	"	59	16	21	40	31	21	43	60	140	91
Vernicelli.....	"	7,639	6,833	5,290	7,367	6,700	4,980	6,194	8,376	10,386	8,823

TABLE No. 2.—EXPORT TRADE.

Comparative Table of the principal Articles of Export, for the Years 1893 to 1902.

DESCRIPTION OF GOODS.	Classifier of Quantity.	1893.	1894.	1895.	1896.	1897.	1898.	1899.	1900.	1901.	1902.
Bags, Gunny and Straw.....	Pieces	42,030	85,857	50,925	34,960	...	132,366	321,710	950,787	722,879	486,896
Betel-nuts.....	Piculs	6,070	5,862	4,842	7,228	9,730	10,857	11,030	11,855	8,904	6,323
Cuttle-fish.....	"	1,540	1,327	1,084	856	969	965	2,154	1,252	1,323	1,538
Eggs, Fresh.....	Pieces	20,903,620	10,878,800	9,014,800	16,200,360	19,959,600	16,591,200	18,777,600	21,157,000	25,737,160	17,703,940
Galangal.....	Piculs	16,555	20,377	17,232	22,320	39,024	19,117	15,110	10,899	21,438	16,492
Glue, Cow.....	"	3,436	4,080	4,176	4,265	4,281	6,606	6,221	4,613	3,553	2,387
Grasscloth.....	"	349	506	589	623	831	847	679	1,093	942	789
Ground-nut Cake.....	"	16,071	19,159	19,914	22,363	23,123	12,466	11,277	6,060	4,327	2,716
Hemp.....	"	2,011	1,512	1,521	1,655	1,784	1,959	5,287	2,395	3,493	2,872
Hides, Cow and Buffalo.....	"	2,453	3,974	2,942	1,488	1,569	7,476	10,355	3,360	115	493
Leather.....	"	3,898	4,064	3,617	2,797	3,382	5,286	7,579	5,906	4,403	3,205
Lung-ngan Pulp.....	"	2,529	136	568	738	1,510	1,959	4,293	1,024	2,253	2,526
Mats, Straw.....	Pieces	15,812	10,847	33,240	60,266	73,470	203,028	207,850	159,040	181,141	49,743
Medicines.....	{ Value, Hk. Ts }	19,669	17,954	14,763	22,748	32,461	25,366	35,044	26,915	35,671	61,959
Pigs.....	No.	58,272	59,345	45,237	56,592	77,946	66,356	76,045	66,293	82,203	75,319
Poultry.....	"	413,193	322,721	340,946	427,114	585,534	530,150	583,380	433,040	485,140	367,030
Seed, Sesamum.....	Piculs	8,206	8,936	11,034	15,916	20,388	12,712	13,662	4,639	9,026	8,538
Silk, Raw, Wild.....	"	210	170	219	154	99	219	198	108	108	103
Sugar, Brown.....	"	93,224	104,922	60,224	64,698	132,249	90,619	124,851	94,332	161,912	247,485
White.....	"	7,861	12,634	8,794	10,322	22,733	10,215	21,443	1,377	31,316	22,893
Tallow, Animal.....	"	1,131	1,525	1,953	2,083	2,920	3,092	2,292	1,270	824	1,258

TABLE No. 3.—VALUE OF TRADE.

Comparative Table of the Value of the Trade, for the Years 1893 to 1902.

YEARS.	IMPORTS FROM		EXPORTS TO		TOTAL IMPORTS AND EXPORTS.	RE- EXPORTS.	TREASURE AND COPPER CASH.		TRANSIT TRADE.	
	Foreign Countries.	Native Ports.	Foreign Countries.	Native Ports.			Imported.	Exported.	Inwards.	Outwards.
	Hk. Tks	Hk. Tks	Hk. Tks	Hk. Tks	Hk. Tks	Hk. Tks	Hk. Tks	Hk. Tks	Hk. Tks	Hk. Tks
1893.....	1,731,245	2,417	1,138,600	18,619	2,890,881	2,063	63,466	259,559	...	36,685
1894.....	1,817,810	409	1,257,177	26,644	3,102,040	821	15,414	540,753	...	119,391
1895.....	1,305,244	528	1,084,284	16,508	2,406,564	21,391	18,986	370,439	...	91,752
1896.....	1,470,235	1,797	1,261,805	28,927	2,762,764	2,579	39,695	315,319	...	131,411
1897.....	1,464,722	12,058	1,778,715	47,526	3,303,021	2,782	159,653	399,939	15,541	318,273
1898.....	1,996,213	6,663	1,665,462	16,570	3,684,908	4,650	11,087	539,674	24,034	139,645
1899.....	2,510,261	16,061	2,142,218	56,954	4,725,494	77,788	7,617	327,915	66,012	257,269
1900.....	2,106,150	1,545	1,631,941	26,597	3,766,233	13,000	25,563	354,142	74,578	119,786
1901.....	2,295,891	7,564	2,107,695	21,673	4,432,823	2,957	25,381	267,603	95,171	492,187
1902.....	3,385,055	3,314	2,173,286	12,216	5,573,871	1,379	3,805	566,513	69,853	448,126

TABLE No. 4.—SHIPPING.

Comparative Table of Shipping, for the Years 1893 to 1902.

a.—Under General Regulations.

YEARS.	ENTERED INWARDS.						CLEARED OUTWARDS.					
	STEAMERS.		SAILING VESSELS.		TOTAL.		STEAMERS.		SAILING VESSELS.		TOTAL.	
	No.	Tons.	No.	Tons.	No.	Tons.	No.	Tons.	No.	Tons.	No.	Tons.
1893.....	332	180,739	332	180,739	332	180,739	332	180,739
1894.....	382	217,920	1	348	383	218,268	382	217,920	382	217,920
1895.....	316	194,440	316	194,440	316	194,440	1	348	317	194,788
1896.....	379	269,248	379	269,248	379	269,248	379	269,248
1897.....	428	273,780	428	273,780	428	273,780	428	273,780
1898.....	366	230,962	366	230,962	366	230,962	366	230,962
1899.....	423	270,264	423	270,264	423	270,264	423	270,264
1900.....	440	293,495	440	293,495	440	293,495	440	293,495
1901.....	506	351,779	506	351,779	506	351,779	506	351,779
1902.....	507	371,261	507	371,261	506	371,206	506	371,206

b.—Under Inland Steam Navigation Rules.

YEARS.	ENTERED INWARDS.		CLEARED OUTWARDS.		TOTAL ENTERED AND CLEARED.	
	No.	Tons.	No.	Tons.	No.	Tons.
1893-98.....
1899.....	2	96	2	96	4	192
1900.....
1901.....
1902.....	16	880	17	935	33	1,815

TABLE No. 5.—TREASURE.

Treasure Imported and Exported during the Year 1902.

COUNTRIES FROM WHICH IMPORTED AND TO WHICH EXPORTED.	IMPORTS.					EXPORTS.				
	GOLD.		SILVER.		COPPER CASH.	GOLD.		SILVER.		COPPER CASH.
	In Bars.	In Coin.	In Sycee.	In Dollars.		In Bars.	In Coin.	In Sycee.	In Dollars.	
<i>Hk. Ts.</i>	<i>Hk. Ts.</i>	<i>Hk. Ts.</i>	<i>Hk. Ts.</i>	<i>Hk. Ts.</i>	<i>Hk. Ts.</i>	<i>Hk. Ts.</i>	<i>Hk. Ts.</i>	<i>Hk. Ts.</i>	<i>Hk. Ts.</i>	
1. FOREIGN COUNTRIES:—										
Hongkong	3,388	538,479	...
TOTAL: 1. FOREIGN COUNTRIES	3,388	538,479	...
2. CHINA:—										
Pakhoi	417	28,034	...
TOTAL: 2. CHINA	417	28,034	...
TOTAL: 1 and 2. FOREIGN COUNTRIES AND CHINA..... }	3,805	566,513	...
GRAND TOTAL	3,805	566,513	...

TABLE No. 6.—PASSENGER TRAFFIC.

Passenger Traffic during the Year 1902.

PASSENGERS TO					PASSENGERS FROM			
STEAMERS.		SAILING VESSELS.			STEAMERS.		SAILING VESSELS.	
Foreigners.	Natives.	Foreigners.	Natives.		Foreigners.	Natives.	Foreigners.	Natives.
67	3,754	Hongkong	70	8,335
7	307	Pakhoi	22	315
...	Canton	21
...	16,252	Singapore	5,030
2	4,929	Bangkok	1	4,420
4	69	Kwangchowwan	12	108
...	635	Muntok
9	118	Haiphong	11	163
...	Cebu	7
...	165	Houehong
...	254	Hating
...	73	Aichow	140
...	2	Yulinkang	16
...	Pakli	1
...	2	Chington
89	26,560	TOTAL	116	18,556

PAKHOI TRADE REPORT,

FOR THE YEAR 1902.

1°. LOCAL.—A quarter of a century has elapsed since the port of Pakhoi was opened to Foreign commerce, on the 1st April 1877, and although a review of this period does not, properly speaking, come within the scope of an annual Trade Report, the present opportunity should not be allowed to pass without a brief reference to the rise and gradual decline of the port's trade during the 25 years of its existence. Mr. McKEAN, in his Trade Report for 1877, says: "I have hope in the growth of a Foreign commerce here greater than the present, great as that already is, as soon as steamers begin to do the carrying done by junks." This hope was not long in the fulfilment, for in 1880 *Hk. Ts* 1,750,000 worth of goods were carried by steamer out of a total of *Hk. Ts* 2,000,000, at which the whole trade of the port was estimated by Mr. McKEAN. The improvement continued to grow until a maximum was reached, with *Hk. Ts* 4,607,550, in 1889. At this figure the trade remained, with small fluctuations, notwithstanding the rising value of both Imports and Exports, until the "Boxer" year, 1900, with its paralysing influence on commerce, when it experienced a sharp drop, the ensuing reaction of 1901 not being sufficient to make up for the ground lost. Any hopes for a continuance of the improvement during 1902 were soon dispelled by circumstances to which I shall presently revert, and the disappointing total of *Hk. Ts* 3,298,841 marks the lowest figure returned since the record year, 1889. The following table, giving comparisons of quantities and values of some of the principal articles of Import and Export for the years 1889 and 1902, shows the enormous shrinkage in the bulk of the trade which, owing to a continuous rise in all the values, is not so apparent when expressed in the silver equivalent:—

IMPORTS.					EXPORTS.						
DESCRIPTION OF GOODS.	Classifier.	1889.		1902.		DESCRIPTION OF GOODS.	Classifier.	1889.		1902.	
		Quantity.	Value per Classifier.	Quantity.	Value per Classifier.			Quantity.	Value per Classifier.	Quantity.	Value per Classifier.
			<i>Hk. Ts</i>		<i>Hk. Ts</i>				<i>Hk. Ts</i>		<i>Hk. Ts</i>
Foreign Opium.....	<i>Piculs</i>	1,001	400.00	132	650.00	Star Aniseed.....	<i>Piculs</i>	6,069	12.00	20	21.90
Plain Shirtings.....	<i>Pieces</i>	109,219	1.82	20,527	3.38	Ground-nut Cake.....	"	39,689	1.00	6,164	3.00
T-Cloths.....	"	125,917	1.28	6,973	2.22	Liquid Indigo.....	"	48,605	3.50	45,521	6.00
Cotton Yarn.....	<i>Piculs</i>	93,150	19.00	17,040	22.76	Ground-nut Oil.....	"	14,470	7.00	...	12.00
Long Ells.....	<i>Pieces</i>	18,904	5.00	711	5.42	Aniseed Oil.....	"	331	140.00	145	250.00
Matches.....	<i>Gross</i>	114,870	0.25	198,300	0.25	Brown Sugar.....	"	49,740	2.00	87,814	2.83
Kerosene Oil.....	<i>Galls.</i>	125,950	0.16	890,310	0.15	White ".....	"	29,901	3.00	39,601	4.70
Indian Raw Cotton.....	<i>Piculs</i>	10,070	10.00	2,329	17.47	Tin.....	"	9,684	21.00
TOTAL VALUE OF THE IMPORT TRADE.....		<i>Hk. Ts</i> 3,583,976		1,886,946		TOTAL VALUE OF THE EXPORT TRADE.....		<i>Hk. Ts</i> 1,023,574		1,411,895	

Three main causes have been responsible in producing the disastrous result of the trade of 1902, the falling off in which, even when compared with that of 1901, gives rise to not unnatural alarm, viz.: (1°) the continued state of lawlessness in Kwangsi and its spread into those neighbouring portions of Kwangtung trading with Pakhoi, where, notwithstanding the energetic measures taken by the military officials last spring, notably by Tu-pan CH'IN PING-CHIH (秦炳直), the bands of marauders infesting the main routes have not been exterminated, late reports from certain parts of the interior showing a state of insecurity which precludes the possibility of uninterrupted trade; (2°) the partial failure of the autumn crops, the principal of which are Rice, Sugar, and Liquid Indigo; and (3°) the exceptional advantages offered to trade by the French free port, Kwangchowwan, from which considerable quantities of Cotton Piece Goods and Yarn and other Foreign Imports have found their way free of Import Duty into the neighbouring prefectures of Kao-chou (高州) and Lei-chou (雷州) and the important trading centre Yü-lin-chou (鬱林州) (in Kwangsi), all of them districts within the distributing area of Pakhoi. The demand for Cotton Yarn, 3,000 bales of which it is estimated were sent annually from Pakhoi *via* the junk port of An-p'u (安鋪) to the above-named prefectures, entirely ceased during the year, as the Pakhoi merchants were unable to compete with the cheap prices of the Yarn imported Duty free from the French port. Such being the disabilities under which the trade of Pakhoi is labouring, the outlook for the future is by no means a bright one.

2°. REVENUE.—The total collection for the year—*Hk.Ŧts.* 138,051—is nearly *Hk.Ŧts.* 19,000 less than that of 1901; and although it is slightly ahead of the “Boxer” year, 1900, this must be accounted for by the raising of the Import Tariff Duties to an effective 5 per cent. basis. The heaviest decline is noticeable in Export Duties, which have fallen to *Hk.Ŧts.* 40,317, the lowest collection since 1895, and are mainly responsible for the decrease in the year's Revenue. Transit Dues, equal to *Hk.Ŧts.* 5,946, have also fallen short of the average, for reasons which will be explained further on. Opium Duties and Likin as well as Tonnage Dues, on the other hand, show a slight gain on the 1901 figures.

3°. FOREIGN TRADE.—(a.) Imports.—The value of the trade in Imports from Foreign countries—which, practically, means Hongkong—amounted to *Hk.Ŧts.* 1,877,393, a falling off of *Hk.Ŧts.* 216,193 since 1901. With the exception of Rice, which in years of plenty does not figure in our Import tables, but now appears with 80,191 piculs, valued at *Hk.Ŧts.* 213,540, there is not a single item of importance that does not show a serious decrease. Indian Cotton Yarn heads the list, with a shortage of nearly one-half, or, if expressed in figures, of from 31,553 to 17,040 piculs. The trade in Matches is in an almost equally bad plight, having dropped to 198,300 gross from 380,220 gross in 1901. In Cotton Piece Goods we find that the decline in the trade has told most severely on *T*-Cloths, viz., an importation of 6,973 pieces, as compared with 14,844 pieces in 1901—already a quantity considerably below the average. The 1,212,420 gallons of Kerosene Oil imported in 1901 have fallen to 890,310 gallons, 108,215 gallons having been imported in bulk by the tank-oil steamer *Peluse*, which entered for the first time on the 25th August, and has made six trips since. The Oil is tinned on board while the steamer is in port; but the time taken in the process would appear to minimise the advantages gained by a saving in the freight, and I understand that a plan is under consideration to obviate this delay. If this can be done, the cheapness of this article of consumption should make it a formidable competitor to the other varieties of Oil imported from Hongkong in tins.

(b.) Exports.—*Hk.Ŧts.* 1,411,895 represent the value of the Export trade of the year, showing a decline of *Hk.Ŧts.* 693,710 on that of its predecessor. The effects of the scarcity

of rain in the autumn were most felt by our two principal articles of Export—Liquid Indigo and Sugar. Of the former, 45,521 piculs were shipped, against 87,076 piculs in 1901. As the shortage in the Sugar crop will not affect our shipments until the spring of 1903, when the bulk of the Sugar is brought down from up country, the figures for 1902 do not appear to be so very much out: Brown Sugar shows 87,814 piculs, against 127,804 piculs in 1901; and the White variety, 39,601 piculs, against 48,605 piculs. The 18,702 Pigs shipped during the year is another sign of the dearness of food supplies, which has induced the peasantry, rather than to continue to bear the additional expense of these heavy feeders, to sell them to the Hongkong and Canton markets. Ground-nut Oil, an article formerly of chief importance to the Export trade of the port, has entirely disappeared from our Returns. Steamers have never had a large share in the carrying trade of the Oil, the annual shipments of which by junk were estimated at 110,000 piculs in 1877; but the complete extinction of the trade is much to be regretted, as it forms one more factor in the decline of the prosperity of Pakhoi's commerce. The reason given by the Chinese for this is that the soil is no longer able to produce a sufficient crop of Ground-nuts to repay the cost of the extraction of the Oil. Experiments with artificial manure, such as, I understand, have been made in other parts of China, might be able to overcome the inability of the local farmers to grow this valuable crop.

(c.) *Re-exports.*—*Nil.*

4°. COAST TRADE.—The trade is too small to call for any comment.

5°. INLAND TRANSIT.—(a.) *Inwards.*—Owing to a general reduction in the Likin and Native Customs charges inland, the Pakhoi merchants have not availed themselves of the Transit Pass system to any extent. Only two items in our tables show a value exceeding *Hk. Ts.* 30,000, viz., Cotton Yarn (2,155 piculs, valued at *Hk. Ts.* 47,421), and Kerosene Oil (273,650 gallons, valued at *Hk. Ts.* 41,183).

(b.) *Outwards.*—Here the only articles worthy of mention are Liquid Indigo (11,004 piculs, valued at *Hk. Ts.* 66,022) and Sugar (17,619 piculs, valued at *Hk. Ts.* 50,630).

6°. SHIPPING.—Three flags have participated in the carrying trade of the port during the year, viz., the French, German, and British, in the order named, of which the French can claim nearly two-thirds, with the remainder divided between the German and British flags in the proportion of 6 to 1. The total number of vessels entered and cleared—all steamers—was 326, with a tonnage of 207,911, and represents a gain of 15 vessels, of 11,255 tons, over the figures for 1901, which had hitherto held the tonnage record. This increase is shown under the French flag. The small French steamer which, as recorded in the last annual Trade Report, commenced running under Inland Steam Navigation Rules to several of the neighbouring junk ports in December 1901, was withdrawn at the end of four months, as the venture proved unremunerative.

7°. PASSENGER TRAFFIC.—The shipment of emigrants to Muntok, in the Netherlands East Indies, has continued during the past year, and 2,897 Chinese have gone there, to escape the privations and dangers of a country in the throes of rebellion and threatened famine. The trade has suffered through the prevalence of plague and cholera at Pakhoi, which caused the Dutch authorities to enforce quarantine regulations from May to October against arrivals from this port, and also from the scare resulting from a number of deaths from cholera in some of the coolie hongs and on board of the steamers which left for Muntok during the summer months. If the coolie trade of Pakhoi is to be developed, and with the large and disaffected province of Kwangsi close at hand to draw upon this should not be a very difficult matter,

it would be to the interest of the promoters of this traffic to house the coolies awaiting shipment in isolated and sanitary barracoons, instead of in the filthy hovels in which they are now herded together, and which are not only a hotbed of disease and a source of danger to their temporary inhabitants, but a constant menace to the health of the town. An improvement in this respect, and a more kindly treatment of the coolies, would without doubt do a great deal towards popularising these houses, which at present do not enjoy a very wholesome reputation amongst the Natives. News spreads rapidly in China: the agreeable life in a well-conducted coolie hong would soon become talked of, and intending emigrants would voluntarily come to the port, instead of being touted for in different parts of the country, a system which is open to many abuses. The arrivals of Chinese passengers from Hongkong show no great change, but the departures, owing to the quarantine regulations against Pakhoi, in force during the greater portion of the year, have fallen from 2,753 to 1,328.

8°. TREASURE.—The movements of Treasure—*Hk. Ts.* 11,160 from and *Hk. Ts.* 518,917 to Hongkong, in Dollars—have been influenced by the bad trade of the year. Increased shipments have been made to pay for Imports, the value of the Exports being insufficient to cover the difference. Dollars to the value of *Hk. Ts.* 20,748 were sent from Kiungchow to purchase Rice during the first half of the year, when the market here was easier.

9°. OPIUM.—(a.) *Foreign.*—The total imported, 132 piculs, shows a slight increase on the figures of the two preceding years, and is a fair average for the series of years since the big drop in 1895.

(b.) *Native.*—None passed through our Returns during the year. The greater part of the Yunnan and Kwangsi Opium consumed here is smuggled in by land.

10°. MISCELLANEOUS.—Work on the Shih-tou-pu (石頭埠) Coal mine, referred to in previous Reports, was recommenced in April last. New mining machinery, I am informed, has been ordered at Hongkong, and in the meantime a third shaft is being sunk. The Coal is said to be anthracite, but inferior in quality. A godown for the storage of Kerosene Oil has been erected by Messrs. SCHOMBURG & Co., agents for the tank steamer referred to above, on the beach to the west of the Native town. During the latter part of the year a German Consulate was established at Pakhoi, to look after German mercantile and missionary interests, which were formerly under the control of the Canton Consul. An addition has also been made to the number of Foreign firms engaged in trade here, a French mercantile house at Haiphong having opened an agency in the Native town, under the management of a Chinese.

E. O. REIS,

Acting Commissioner of Customs.

PAKHOI, 19th January 1903.

PAKHOI TRADE RETURNS,

FOR THE YEAR 1902.

A.—GENERAL TABLES.

TABLE No. I.—SHIPPING.

Number and Tonnage of Vessels Entered and Cleared under each Flag,
for the Year ended 31st December 1902.

a.—Under General Regulations.

STEAMERS.														
FLAG.	ENTERED INWARDS.						CLEARED OUTWARDS.						TOTAL ENTERED AND CLEARED.	
	With Cargo.		In Ballast.		TOTAL.		With Cargo.		In Ballast.		TOTAL.			
	No.	Tons.	No.	Tons.	No.	Tons.	No.	Tons.	No.	Tons.	No.	Tons.		
British.....	9	3,443	3	2,386	12	5,829	6	4,159	6	1,670	12	5,829	24	11,658
German.....	23	16,328	21	17,251	44	33,579	28	20,411	15	12,557	43	32,968	87	66,547
French.....	74	42,046	33	22,782	107	64,828	63	34,027	45	30,851	108	64,878	215	129,706
TOTAL.....	106	61,817	57	42,419	163	104,236	97	58,597	66	45,078	163	103,675	326	207,911

SAILING VESSELS.—Nil.

b.—Under Inland Steam Navigation Rules.

FLAG.	ENTERED INWARDS.						CLEARED OUTWARDS.						TOTAL ENTERED AND CLEARED.	
	With Cargo.		In Ballast.		TOTAL.		With Cargo.		In Ballast.		TOTAL.			
	No.	Tons.	No.	Tons.	No.	Tons.	No.	Tons.	No.	Tons.	No.	Tons.		
French.....	12	600	3	150	15	750	3	150	11	550	14	700	29	1,450

TABLE No. II.—GROSS AND NET VALUES OF THE TRADE OF PAKHOL,
1900 TO 1902.

	1900.		1901.		1902.	
	NET VALUES.	GROSS VALUES.	NET VALUES.	GROSS VALUES.	NET VALUES.	GROSS VALUES.
	<i>Hk. \$s</i>	<i>Hk. \$s</i>	<i>Hk. \$s</i>	<i>Hk. \$s</i>	<i>Hk. \$s</i>	<i>Hk. \$s</i>
FOREIGN GOODS.						
Imported from Foreign Countries and Hongkong.....	2,042,920		2,093,586		1,877,393	
Imported from Chinese Ports	
Total Foreign Imports		2,042,920		2,093,586		1,877,393
Re-exported to Foreign Countries and Hongkong..		117	
Re-exported to Chinese Ports	
Total Foreign Re-exports		117	
Net Total Foreign Imports	2,042,920		2,093,586		1,877,276	
NATIVE PRODUCE.						
Imported (chiefly from Kiungchow).....		37,512		22,706		9,553
Re-exported to Foreign Countries.....	
Re-exported to Chinese Ports.....	
Total Native Re-exports	
Net Total Native Imports	37,512		22,706		9,553	
Native Produce of local origin Exported to } Foreign Countries	1,793,903		2,103,998		1,410,144	
Native Produce of local origin Exported to } Chinese Ports	2,131		1,607		1,751	
Total Exports of local origin ...		1,796,034		2,105,605		1,411,895
Gross Value of the Trade of the Port		3,876,466		4,221,897		3,298,841
Net Value of the Trade of the Port, i.e., Foreign } and Native Imports less Re-exports, and Native } Exports of local origin	3,876,466		4,221,897		3,298,724	

TABLE No. III.—TRADE IN FOREIGN GOODS.—Imports and Re-exports.

DESCRIPTION OF GOODS.	Classifier of Quantity.	IMPORTS FROM FOREIGN COUNTRIES AND HONGKONG.		IMPORTS FROM CHINESE PORTS.		RE-EXPORTS TO FOREIGN COUNTRIES AND HONGKONG.		RE-EXPORTS TO CHINESE PORTS.		NET TOTAL IMPORTS.	
		Quantity.	Value.	Quantity.	Value.	Quantity.	Value.	Quantity.	Value.	Quantity.	Value.
OPIUM:—											
Patna.....	<i>Piculs</i>	114.58	74,474	114.58	74,474
Benares.....	"	17.01	11,060	17.01	11,060
COTTON GOODS:—											
Shirtings, Grey, Plain.....	<i>Pieces</i>	10,077	27,660	10,077	27,660
" White, ".....	"	10,450	41,774	10,450	41,774
" Dyed, ".....	"	183	550	183	550
" Dyed, Figured, Brocaded, and Spotted.....	"	1,464	8,538	1,464	8,538
" Foreign, Native-dyed.....	"	4,671	9,425	4,671	9,425
T-Cloths, 32 inches.....	"	5,440	10,595	5,440	10,595
" 36 ".....	"	893	2,241	893	2,241
" 36 inches by 48 yards.....	"	640	2,611	640	2,611
Drills, English.....	"	63	244	63	244
Chintzes and Furnitures.....	"	278	1,761	278	1,761
Cotton Prints.....	"	270	517	270	517
Turkey Red Shirtings.....	"	719	1,845	719	1,845
" Cambrics.....	"	2,353	3,479	2,353	3,479
Cotton Lastings.....	"	4	33	4	33
" Italians, Plain.....	"	302	5,034	302	5,034
" " Figured.....	"	138	978	138	978
" Damasks, Plain.....	"	194	1,633	194	1,633
" " Figured.....	"	751	5,383	751	5,383
Velvets.....	"	585	4,439	585	4,439
Cambrics, Plain and Printed.....	"	1,985	2,078	1,985	2,078
Lawns, Plain and Printed.....	"	50	33	50	33
Muslins, 12 yards.....	"	1,543	5,472	1,543	5,472
" 24 ".....	"	267	1,528	267	1,528
Handkerchiefs, Cotton, European.....	<i>Dozens</i>	2,902	1,534	2,902	1,534
Handkerchiefs, Cambric, European.....	"	137	82	137	82
Towels, European.....	"	2,649	1,162	2,649	1,162
" Japanese.....	"	3,913	1,435	3,913	1,435
Blankets, Cotton.....	<i>Pairs</i>	1,491	2,754	1,491	2,754
Blue Mottles.....	<i>Pieces</i>	31	206	31	206
Cotton Spanish Stripes.....	"	19	138	19	138
" Flannel, English.....	"	839	5,060	839	5,060
" " Japanese.....	"	3,048	7,525	3,048	7,525
Oxford Shirtings.....	"	91	651	91	651
Cotton Cretonne.....	"	379	2,505	379	2,505
Japanese Cotton Cloth.....	"	1,942	4,841	1,942	4,841
" " Crape.....	"	2,155	3,714	2,155	3,714
Mosquito Netting.....	"	44	129	44	129
Cotton Goods, Unclassed.....	"	12	108	12	108
" Yarn, Indian.....	<i>Piculs</i>	17,040	387,926	17,040	387,926
" Thread.....	"	26	3,571	26	3,571
" Cord.....	"	1	92	1	92
WOOLLEN GOODS:—											
Camlets, English.....	<i>Pieces</i>	209	3,278	209	3,278
Lastings.....	"	44	521	44	521
Long Ells.....	"	711	3,856	711	3,856
Spanish Stripes.....	"	132	2,747	132	2,747

TABLE No. III.—TRADE IN FOREIGN GOODS.—Imports and Re-exports—Cont^d.

DESCRIPTION OF GOODS.	Classifier of Quantity.	IMPORTS FROM FOREIGN COUNTRIES AND HONGKONG.		IMPORTS FROM CHINESE PORTS.		RE-EXPORTS TO FOREIGN COUNTRIES AND HONGKONG.		RE-EXPORTS TO CHINESE PORTS.		NET TOTAL IMPORTS.	
		Quantity.	Value.	Quantity.	Value.	Quantity.	Value.	Quantity.	Value.	Quantity.	Value.
WOOLLEN GOODS, continued:											
			<i>Hk. Ts</i>		<i>Hk. Ts</i>		<i>Hk. Ts</i>		<i>Hk. Ts</i>		<i>Hk. Ts</i>
Cloth, Broad, Medium, and Habit.....	<i>Pieces</i>	62	2,436	62	2,436
Lustres and Orleans, Plain.....	"	91	792	91	792
Lustres, Crape.....	"	2	31	2	31
Alpacas.....	"	25	467	2	32	23	435
Merinos.....	"	4	58	4	58
Blankets.....	<i>Pairs</i>	457	2,397	457	2,397
Union or Poncho Cloth.....	<i>Pieces</i>	21	637	21	637
Italian Cloth, Plain.....	"	380	4,323	1	18	379	4,305
" " Figured.....	"	34	611	34	611
Woolen Yarn.....	<i>Piculs</i>	28	2,775	28	2,775
MISCELLANEOUS PIECE GOODS:—											
Silk and Cotton Mixtures.....	<i>Pieces</i>	4	66	4	66
" " " Plush.....	"	1	63	1	63
METALS:—											
Iron, Nail-rod.....	<i>Piculs</i>	3,260	13,458	3,260	13,458
" Wire.....	"	83	585	83	585
" " Galvanized.....	"	671	3,317	671	3,317
Old Iron Horseshoes.....	"	107	266	107	266
" " Wire Rope.....	"	12	377	12	377
" " Scraps.....	"	8,152	22,797	8,152	22,797
Iron Nails.....	"	1,514	7,908	1,514	7,908
" Files.....	<i>Dozens</i>	641	1,120	641	1,120
" Locks.....	"	232	688	232	688
" Planes.....	"	85	156	85	156
Ironware, Unclassed.....	<i>Piculs</i>	7	174	7	174
Tinplateware.....	<i>Dozens</i>	11,268	4,521	11,268	4,521
Lead, in Pigs.....	<i>Piculs</i>	451	2,899	451	2,899
Yellow Metal Sheathing.....	"	32	12	32	12
Brass Wire.....	"	2	149	2	149
" Chains.....	<i>Dozens</i>	2,647	818	2,647	818
" Wire Sieves.....	<i>Sets</i>	1,700	731	1,700	731
Brassware.....	<i>Piculs</i>	10	410	10	410
Steel.....	"	315	2,910	315	2,910
Pewterware.....	"	8	205	8	205
Quicksilver.....	"	7	717	7	717
Coloured Tinplates.....	"	8	77	8	77
SUNDRIES:—											
Almonds, Bitter.....	<i>Piculs</i>	47	528	47	528
" Sweet.....	"	66	1,919	66	1,919
Alum, White.....	"	122	522	122	522
" Green.....	"	23	81	23	81
Aniseed, Star, Whole.....	"	11	135	11	135
Arsenic.....	"	6	84	6	84
Awabi.....	"	57	2,486	57	2,486
Bagging, Hemp, Old.....	<i>Pieces</i>	23,875	723	23,875	723
Barley, Pearl.....	<i>Piculs</i>	59	579	59	579
Beancurd, Dried.....	"	97	751	97	751
Beans, Black.....	"	48	165	48	165
" Green and Red.....	"	233	831	233	831
" White and Yellow.....	"	1,582	6,121	1,582	6,121
Betel-nuts.....	"	475	3,816	475	3,816

TABLE No. III.—TRADE IN FOREIGN GOODS.—Imports and Re-exports—Cont^d

DESCRIPTION OF GOODS.	Classifier of Quantity.	IMPORTS FROM FOREIGN COUNTRIES AND HONGKONG.		IMPORTS FROM CHINESE PORTS.		RE-EXPORTS TO FOREIGN COUNTRIES AND HONGKONG.		RE-EXPORTS TO CHINESE PORTS.		NET TOTAL IMPORTS.	
		Quantity.	Value.	Quantity.	Value.	Quantity.	Value.	Quantity.	Value.	Quantity.	Value.
SUNDRIES, continued:—			<i>Hk. Ts</i>		<i>Hk. Ts</i>		<i>Hk. Ts</i>		<i>Hk. Ts</i>		<i>Hk. Ts</i>
Bicho de Mar, Black	<i>Piculs</i>	34	1,909	34	1,909
" " White	"	489	11,116	489	11,116
Birds Nests, 2nd Quality	<i>Catties</i>	48	297	48	297
" " 3rd "	<i>Piculs</i>	6	1,885	6	1,885
Biscuits	<i>Value</i>	...	217	217
Bottles, Empty	<i>Pieces</i>	42,415	733	42,415	733
Braid, Llama	<i>Gross</i>	34,044	15,084	34,044	15,084
Butter and Cheese	<i>Value</i>	...	16	16
Buttons, Brass	<i>Gross</i>	253	185	253	185
" Fancy	"	845	251	845	251
Camphor, Baroos, Clean	<i>Catties</i>	2	56	2	56
" " Refuse	"	11	170	11	170
Candles	<i>Value</i>	...	43	43
Capoor Cutchery	<i>Piculs</i>	6	40	6	40
Caps, Felt	<i>Pieces</i>	4,160	1,090	4,160	1,090
" Silk	"	19,257	4,783	19,257	4,783
Cardamoms, Superior	<i>Piculs</i>	4	178	4	178
" Inferior	"	15	352	15	352
Cement	"	162	226	162	226
China-root	"	48	490	48	490
Cigarette Paper	<i>Value</i>	...	487	487
Cigars and Cigarettes	"	...	1,999	1,999
Cinnabar	<i>Piculs</i>	11	837	11	837
Cinnamon	"	34	3,530	34	3,530
Clocks	<i>Pieces</i>	1,640	3,874	1,640	3,874
Cloth, Native (Nankeens)	<i>Piculs</i>	1,508	97,532	1,508	97,532
Clothing, Cotton	"	6	160	6	160
" Silk	"	2	464	2	464
Cloves	"	37	804	37	804
" Mother	"	1	17	1	17
Coal, Foreign	<i>Tons</i>	31	160	31	160
Compo, Dried	<i>Piculs</i>	5	258	5	258
Cosmetics, Stented	<i>Value</i>	...	139	139
Cotton, Raw, Indian	<i>Piculs</i>	2,329	40,685	2,329	40,685
" " Annam	"	59	1,826	59	1,826
Cow Bezoar, Indian	<i>Catties</i>	2	45	2	45
Cutch	<i>Piculs</i>	6	55	6	55
Cuttle-fish, Japan	"	66	949	66	949
Dates, Black	"	636	5,963	636	5,963
" Red	"	895	6,217	895	6,217
Dyes, Aniline	<i>Value</i>	...	13,020	13,020
Dye-stuff, Yam-root	<i>Piculs</i>	57	172	57	172
Dynamite	"	3	775	3	775
Eggs, Preserved	<i>Pieces</i>	5,310	54	5,310	54
Elastic Bands	<i>Gross</i>	102	345	102	345
Emery Cloth	<i>Dozens</i>	4,609	879	4,609	879
Fans, Fancy	<i>Pieces</i>	22,415	1,209	22,415	1,209
" Paper	"	2,250	200	2,250	200
Flint Stones	<i>Piculs</i>	10	12	10	12
Flour, American	"	12,438	57,145	12,438	57,145
" Wheat, Native	"	64	337	64	337
" Yam	"	33	109	33	109
Flower Bulbs	<i>Baskets</i>	152	125	152	125
Fungus	<i>Piculs</i>	77	2,450	77	2,450
Galangal	"	7	16	7	16
Ginseng, Corean	"	1	2,623	1	2,623
" " Japan	"	15	1,802	15	1,802
" " American, Clarified	"	8	2,571	8	2,571
" " Native	"	20	2,781	20	2,781

TABLE No. III.—TRADE IN FOREIGN GOODS.—Imports and Re-exports—Cont^d

DESCRIPTION OF GOODS.	Classifier of Quantity.	IMPORTS FROM FOREIGN COUNTRIES AND HONGKONG.		IMPORTS FROM CHINESE PORTS.		RE-EXPORTS TO FOREIGN COUNTRIES AND HONGKONG.		RE-EXPORTS TO CHINESE PORTS.		NET TOTAL IMPORTS.	
		Quantity.	Value.	Quantity.	Value.	Quantity.	Value.	Quantity.	Value.	Quantity.	Value.
SUNDRIES, continued :—											
Glass, Window.....	<i>Boxes</i>	267	2,511	267	2,511
Glassware, Foreign.....	<i>Value</i>	...	2,877	2,877
" Native.....	<i>Piculs</i>	185	2,239	4	42	181	2,197
Gloves and Mittens.....	<i>Dozens</i>	70	25	70	25
Glue, Cow.....	<i>Piculs</i>	2	20	2	20
Green, Schweinfurt.....	"	19	371	19	371
Ground-nuts.....	"	65	326	65	326
Gum, Dragon's Blood.....	"	2	23	2	23
" Myrrh.....	"	11	110	11	110
" Olibanum.....	"	27	264	27	264
Gypsum.....	"	9	28	9	28
Hams.....	"	26	679	26	679
Hartall.....	"	1	11	1	11
Hemp.....	"	1,715	28,668	1,715	28,668
Horns, Deer.....	"	3	79	3	79
" Young.....	<i>Pairs</i>	5	200	5	200
" Rhinoceros.....	<i>Catties</i>	53	43	53	43
India-rubber Shoes.....	<i>Pairs</i>	1,997	1,568	1,997	1,568
Isinglass.....	<i>Piculs</i>	21	724	21	724
Joss Sticks.....	"	4	45	4	45
Lamps.....	<i>Pieces</i>	5,212	2,917	5,212	2,917
Lampwick, Cotton.....	<i>Piculs</i>	29	1,771	29	1,771
Lead, Red.....	"	8	75	8	75
" White.....	"	6	49	6	49
" Yellow.....	"	4	42	4	42
Lily Flowers, Dried.....	"	753	14,347	753	14,347
Liquorice.....	"	394	4,684	394	4,684
Machinery.....	<i>Value</i>	...	321	321
Mangrove Bark.....	<i>Piculs</i>	244	312	244	312
Matches, Wood, Japan.....	<i>Gross</i>	198,300	49,305	198,300	49,305
Mats.....	<i>Pieces</i>	370	48	370	48
Medicine Oil.....	<i>Catties</i>	15	155	15	155
" Pills.....	<i>Piculs</i>	15	1,351	15	1,351
Medicines, Foreign.....	<i>Value</i>	...	350	350
" Native.....	<i>Piculs</i>	7,875	82,668	7,875	82,668
Milk, Condensed, in Tins.....	<i>Dozens</i>	998	2,780	998	2,780
Mirrors with Frames.....	<i>Pieces</i>	133,624	1,763	133,589	1,745
Mushrooms.....	<i>Piculs</i>	33	2,140	35	18	33	2,140
Mussels, Dried.....	"	2	16	2	16
Needles.....	<i>Mille</i>	18,330	4,999	18,330	4,999
Nutmegs.....	<i>Piculs</i>	8	77	8	77
Nuts, White.....	"	88	524	88	524
Oil, Kerosene, American.....	<i>Galls.</i>	108,700	17,257	108,700	17,257
" " Russian.....	"	142,000	20,090	142,000	20,090
" " Sumatra.....	"	531,395	78,898	531,395	78,898
" " in bulk.....	"	108,215	14,068	108,215	14,068
" " " Bean.....	<i>Piculs</i>	274	2,505	274	2,505
" " " Bloomless.....	"	95	444	95	444
" " " Castor.....	"	12	129	12	129
" " " Ground-nut.....	"	404	3,993	404	3,993
" " " Peppermint.....	<i>Catties</i>	30	30	30	30
" " " Sesamum Seed.....	<i>Piculs</i>	4,273	42,098	4,273	42,098
" " " Wood.....	"	110	876	110	876
Oilcloth.....	"	124	265	124	265
Olive Pulp.....	"	4	65	4	65
Oranges, Fresh.....	"	7	25	7	25
Oysters, Dried.....	"	31	1,138	31	1,138
Paints, Assorted.....	"	55	706	55	706
Paper, 1st Quality.....	"	352	9,237	352	9,237

TABLE No. III.—TRADE IN FOREIGN GOODS.—Imports and Re-exports—Cont^d.

DESCRIPTION OF GOODS.	Classifier of Quantity.	IMPORTS FROM FOREIGN COUNTRIES AND HONGKONG.		IMPORTS FROM CHINESE PORTS.		RE-EXPORTS TO FOREIGN COUNTRIES AND HONGKONG.		RE-EXPORTS TO CHINESE PORTS.		NET TOTAL IMPORTS.	
		Quantity.	Value.	Quantity.	Value.	Quantity.	Value.	Quantity.	Value.	Quantity.	Value.
SUNDRIES, continued:—											
Paper, 2nd Quality.....	Piculs	442	Hk. \$s 4,207	...	Hk. \$s	...	Hk. \$s	...	Hk. \$s	442	4,207
" Cuttings.....	"	9	55	...	"	...	"	...	"	9	55
" Joss.....	"	148	1,238	...	"	...	"	...	"	148	1,238
Peel, Orange.....	"	42	315	...	"	...	"	...	"	42	315
" Pumelo.....	"	2	8	...	"	...	"	...	"	2	8
Pepper, Black.....	"	81	1,801	...	"	...	"	...	"	81	1,801
" White.....	"	50	1,744	...	"	...	"	...	"	50	1,744
Peppermint Leaf.....	"	19	102	...	"	...	"	...	"	19	102
Perfumery.....	Value	...	750	...	"	...	"	...	"	...	750
Persimmons, Dried.....	Piculs	49	292	...	"	...	"	...	"	49	292
Pipes, Copper, Fancy.....	Pieces	683	756	...	"	...	"	...	"	683	756
Potatoes.....	Piculs	12	53	...	"	...	"	...	"	12	53
Pottery.....	"	3	32	...	"	...	"	...	"	3	32
Pouches.....	Dozens	868	319	...	"	...	"	...	"	868	319
Prawns, Dried.....	Piculs	3	47	...	"	...	"	...	"	3	47
Preserves.....	"	235	2,368	...	"	...	"	...	"	235	2,368
Putchuck.....	"	26	408	...	"	...	"	...	"	26	408
Raisins.....	"	120	941	...	"	...	"	...	"	120	941
Rattan Skin.....	"	98	1,465	...	"	...	"	...	"	98	1,465
Rattans, Whole.....	"	7	167	...	"	...	"	...	"	7	167
" Split.....	"	236	2,005	...	"	...	"	...	"	236	2,005
Razors.....	Dozens	120	350	...	"	...	"	...	"	120	350
Rhubarb.....	Piculs	30	982	...	"	...	"	...	"	30	982
Rice.....	"	80,191	213,540	...	"	...	"	...	"	80,191	213,540
Rugs, Railway.....	Pieces	11	39	...	"	...	"	...	"	11	39
Safes, Iron.....	"	14	280	...	"	...	"	...	"	14	280
Saltpetre.....	Piculs	1,513	10,588	...	"	...	"	...	"	1,513	10,588
Samshu.....	"	508	3,349	...	"	...	"	...	"	508	3,349
" Medicated.....	"	17	251	...	"	...	"	...	"	17	251
Sandalwood.....	"	314	4,144	...	"	...	"	...	"	314	4,144
Sapanwood.....	"	8	23	...	"	...	"	...	"	8	23
Sea Blubber.....	"	17	77	...	"	...	"	...	"	17	77
Seaweed.....	"	4	14	...	"	...	"	...	"	4	14
Seed, Lily Flower.....	"	66	1,304	...	"	...	"	...	"	66	1,304
" Lucraban.....	"	14	60	...	"	...	"	...	"	14	60
" Melon.....	"	142	1,410	...	"	...	"	...	"	142	1,410
" Olive.....	"	10	154	...	"	...	"	...	"	10	154
" Vegetable.....	"	81	1,628	...	"	...	"	...	"	81	1,628
" Pulp, Melon.....	"	9	111	...	"	...	"	...	"	9	111
Sharks Fins, Clarified.....	"	36	4,025	...	"	...	"	...	"	36	4,025
Shoes and Boots.....	Pairs	4,166	3,039	...	"	...	"	...	"	4,166	3,039
Silk Piece Goods.....	Piculs	61	51,390	...	"	...	"	...	"	61	51,390
" and Cotton Mixtures.....	"	2	699	...	"	...	"	...	"	2	699
" Tassels.....	"	2	875	...	"	...	"	...	"	2	875
" Ribbons.....	Catties	29	64	...	"	...	"	...	"	29	64
Soap.....	Value	...	3,073	...	"	...	"	...	"	...	3,073
Socks and Stockings (Pairs).....	Dozens	1,773	1,045	...	"	...	"	...	"	1,773	1,045
Starch.....	Piculs	46	247	...	"	...	"	...	"	46	247
Stores, Household.....	Value	...	8,408	...	"	...	"	...	"	...	8,408
Sugar, White.....	Piculs	22	230	...	"	...	"	...	"	22	230
" Refined.....	"	44	347	...	"	...	"	...	"	44	347
" Candy.....	"	250	2,376	...	"	...	"	...	"	250	2,376
Sulphur.....	"	340	3,800	...	"	...	"	...	"	340	3,800
Tar, Coal.....	"	194	869	...	"	...	"	...	"	194	869
Tea, Black.....	"	2	47	...	"	...	"	...	"	2	47
" Green.....	"	106	2,552	...	"	...	"	...	"	106	2,552
" Stalk.....	"	51	477	...	"	...	"	...	"	51	477
Teapots in Baskets.....	Pieces	296	75	...	"	...	"	...	"	296	75
Telegraphic Materials.....	Value	...	171	...	"	...	"	...	"	...	171

TABLE No. III.—TRADE IN FOREIGN GOODS.—Imports and Re-exports—Cont^d.

DESCRIPTION OF GOODS.	Classifier of Quantity.	IMPORTS FROM FOREIGN COUNTRIES AND HONGKONG.		IMPORTS FROM CHINESE PORTS.		RE-EXPORTS TO FOREIGN COUNTRIES AND HONGKONG.		RE-EXPORTS TO CHINESE PORTS.		NET TOTAL IMPORTS.	
		Quantity.	Value.	Quantity.	Value.	Quantity.	Value.	Quantity.	Value.	Quantity.	Value.
SUNDRIES, continued:—											
Timber, Beams, Hard-wood	Pieces	98	1,066	98	1,066
" Planks, Soft-wood	Piculs	112	252	112	252
Tin-foil	"	37	3,355	37	3,355
Tins, Empty	Pieces	31,514	3,864	31,514	3,864
Tobacco, Foreign	Value	...	34	34
" Prepared	Piculs	106	1,770	106	1,770
Tooth Powder	Value	...	273	273
Toys	Dozens	1,005	311	1,005	311
Ultramarine	Piculs	19	336	19	336
Umbrella Frames	Pieces	29,928	6,166	29,928	6,166
Umbrellas, Cotton	"	10,372	6,813	10,372	6,813
" Alpaca	"	12	10	12	10
Varnish	Piculs	3	53	3	53
Vermicelli and Macaroni	"	3,528	35,357	3,528	35,357
Vermilion	"	129	5,739	129	5,739
Walnuts	"	4	80	4	80
Wax, Japan	"	6	150	6	150
" White	"	160	13,134	160	13,134
" Yellow	"	142	1,463	142	1,463
Wine	Value	...	1,056	7	1,049
Wood, Red	Piculs	49	145	49	145
Woodware	"	6	121	6	121
Worm Tablets, in Bottles	Dozens	696	814	696	814
Sundries, Unenumerated	Value	...	3,857	3,857
TOTAL	Hk. Ts	...	1,877,393	117	1,877,276

SUMMARY.

IMPORTS from Hongkong	Hk. Ts	1,850,396
" " Cochin China, Tonkin, and Annam	"	26,997
Total from Foreign Countries	Hk. Ts	1,877,393
TOTAL FOREIGN IMPORTS	Hk. Ts	1,877,393
RE-EXPORTS to Hongkong	Hk. Ts	117
Total to Foreign Countries	Hk. Ts	117
TOTAL FOREIGN RE-EXPORTS	Hk. Ts	117
NET TOTAL FOREIGN IMPORTS	Hk. Ts	1,877,276

TABLE No. IV.—TRADE IN NATIVE PRODUCE.—Imports and Re-exports.

DESCRIPTION OF GOODS.	Classifier of Quantity.	IMPORTS FROM CHINESE PORTS.		RE-EXPORTS TO CHINESE PORTS.		RE-EXPORTS TO FOREIGN COUNTRIES AND HONGKONG.		NET TOTAL IMPORTS.	
		Quantity.	Value.	Quantity.	Value.	Quantity.	Value.	Quantity.	Value.
			<i>Hk. Ts</i>		<i>Hk. Ts</i>		<i>Hk. Ts</i>		<i>Hk. Ts</i>
Beans, White.....	<i>Piculs</i>	5	17	5	17
Betel-nut Husk.....	"	4	16	4	16
Betel-nuts.....	"	861	6,030	861	6,030
Oil, Ground-nut.....	"	17	168	17	168
" Sesamum Seed.....	"	13	126	13	126
Rice.....	"	340	1,020	340	1,020
Seed, Melon.....	"	158	793	158	793
" Vegetable.....	"	23	298	23	298
Tin-foil.....	"	12	1,085	12	1,085
TOTAL.....	<i>Hk. Ts</i>		9,553						9,553

SUMMARY.

IMPORTS from Southern Ports *Hk. Ts* 9,553Total from Chinese Ports..... *Hk. Ts* 9,553TOTAL NATIVE IMPORTS..... *Hk. Ts* 9,553

TABLE No. V.—TRADE IN NATIVE PRODUCE.—Exports and Re-exports.

DESCRIPTION OF GOODS.	Classifier of Quantity.	EXPORTS TO FOREIGN COUNTRIES.		EXPORTS TO HONGKONG.		EXPORTS TO CHINESE PORTS.		TOTAL RE-EXPORTS TO FOREIGN COUNTRIES, HONGKONG, AND CHINESE PORTS.		TOTAL EXPORTS (including Re-exports).	
		Quantity.	Value.	Quantity.	Value.	Quantity.	Value.	Quantity.	Value.	Quantity.	Value.
Aniseed, Star.....	Piculs	20	438	20	438
Bangles, Sea Vine.....	Pieces	74,406	4,052	74,406	4,052
Beeswax, Yellow.....	Piculs	19	630	19	630
Betel-nuts.....	"	16	115	16	115
Camphor.....	"	119	5,698	119	5,698
Canes.....	Pieces	26,990	324	26,990	324
Cassia, Broken.....	Piculs	17	101	17	101
Cinnamon.....	"	36	2,148	36	2,148
Cuttle-fish, Mo-yü.....	"	1,841	27,622	1,841	27,622
" Yu-yü.....	"	2,213	55,337	2,213	55,337
Duck Gizzards, Dried.....	"	12	436	12	436
Ducks, Dried.....	"	14	363	14	363
Feathers, Duck and Fowl.....	"	3,855	31,150	3,855	31,150
Firewood.....	"	4,494	893	4,494	893
Fish, Dried and Salt.....	"	15,620	78,100	15,620	78,100
" Maws.....	"	20	1,410	20	1,410
Games.....	Pieces	11,290	528	11,290	528
Glue, Cow.....	Piculs	11	167	11	167
Ground-nut Cake.....	"	6,164	18,492	6,164	18,492
Hard-woodware.....	"	I	188	I	188
Hides, Cow and Buffalo.....	"	6,006	108,100	6,006	108,100
" " " Cuttings.....	"	1,075	19,348	1,075	19,348
Hoofs, Cow.....	"	133	206	133	206
Horns, Cow and Buffalo.....	"	1,024	7,170	1,024	7,170
Indigo, Liquid.....	"	45,521	273,128	45,521	273,128
Iron Pans.....	"	67	334	67	334
King-crab Shells.....	Pieces	68	380	68	380
Leather.....	Piculs	2,337	58,436	2,337	58,436
Lizards, Dried.....	Pairs	32,102	2,868	32,102	2,868
Lung-ngan Pulp.....	Piculs	683	12,291	683	12,291
Medicines.....	"	1,533	10,629	5	19	1,538	10,648
Molasses.....	"	897	1,369	897	1,369
Oil, Aniseed.....	"	145	36,313	145	36,313
Oranges, Fresh.....	"	171	256	171	256
Oysters, Dried.....	"	8	113	8	113
Paper, 1st Quality.....	"	69	691	69	691
" Oiled.....	"	64	511	64	511
Pigs.....	No.	18,702	123,168	18,702	123,168
Potash.....	Piculs	116	648	116	648
Poultry.....	"	15	1,018	15	1,018
Prawns and Shrimps, Dried.....	"	12	360	641	19,235	653	19,595
Rice.....	"	667	1,468	667	1,468
Rushes.....	"	1,905	5,611	1,905	5,611
Samsu.....	"	49	394	49	394
Sandworms, Dried.....	"	291	3,376	291	3,376
Seed, Sesamum.....	"	713	3,209	713	3,209
" Cake, Sesamum.....	"	550	549	550	549
" Pulp, Melon.....	"	79	847	79	847
Sharks Fins, White.....	"	2	130	2	130
Silk, Raw, Yellow.....	"	47	18,688	47	18,688
" Fishing-lines.....	"	2	272	2	272
Skins (Furs), Doe.....	Pieces	733	211	733	211
Sugar, Brown.....	Piculs	2,573	10,290	2,573	10,290
" " in Cakes.....	"	85,241	238,675	85,241	238,675
" White.....	"	39,601	186,124	39,601	186,124
Tallow, Animal.....	"	1,293	10,344	1,293	10,344
Timber, Beams, Soft-wood.....	Pieces	840	101	840	101
Tinplates, Old.....	Piculs	138	826	138	826

TABLE No. V.—TRADE IN NATIVE PRODUCE.—Exports and Re-exports—Cont^d.

DESCRIPTION OF GOODS.	Classifier of Quantity.	EXPORTS TO FOREIGN COUNTRIES.		EXPORTS TO HONGKONG.		EXPORTS TO CHINESE PORTS.		TOTAL RE-EXPORTS TO FOREIGN COUNTRIES, HONGKONG, AND CHINESE PORTS.		TOTAL EXPORTS (including Re-exports).	
		Quantity.	Value.	Quantity.	Value.	Quantity.	Value.	Quantity.	Value.	Quantity.	Value.
			<i>Hk. \$s</i>		<i>Hk. \$s</i>		<i>Hk. \$s</i>		<i>Hk. \$s</i>		<i>Hk. \$s</i>
Tobacco, Leaf.....	<i>Piculs</i>	4,307	23,689	4,307	23,689
Zinc, Plates.....	"	232	1,389	232	1,389
Sundries, Unenumerated.....	<i>Value</i>	911	...	8	919
TOTAL.....	<i>Hk. \$s</i>	649	1,409,495	1,751	1,411,895

SUMMARY.

To—	EXPORTS.		RE-EXPORTS.		TOTAL EXPORTS AND RE-EXPORTS.	
	<i>Hk. \$s</i>	<i>Hk. \$s</i>	<i>Hk. \$s</i>	<i>Hk. \$s</i>	<i>Hk. \$s</i>	<i>Hk. \$s</i>
Cochin China, Tonkin, and Annam..	360	360	...
Kwangchowwan.....	289	289	...
Hongkong.....	1,409,495	1,409,495	...
Total to Foreign Countries.....	1,410,144	1,410,144
Southern Ports.....	1,751	1,751
Total to Chinese Ports.....	1,751	1,751
GRAND TOTAL.....	1,411,895	1,411,895

b.—Table showing the Provinces from which Native Goods were brought under Transit Passes during the Year 1902.

DESCRIPTION OF GOODS.	Classifier of Quantity.	KWANGTUNG.		KWANGSI.		YUNNAN.		KWEICHOW.		TOTAL.	
		Quantity.	Value.	Quantity.	Value.	Quantity.	Value.	Quantity.	Value.	Quantity.	Value.
			<i>Hk. Tls</i>		<i>Hk. Tls</i>		<i>Hk. Tls</i>		<i>Hk. Tls</i>		<i>Hk. Tls</i>
Hides, Cow.....	<i>Piculs</i>	99	1,776	99	1,776
Indigo, Liquid.....	"	2,409	14,452	8,595	51,570	11,004	66,022
Molasses.....	"	84	251	84	251
Sugar, Brown.....	"	16,936	47,421	16,936	47,421
" White.....	"	683	3,209	683	3,209
Tobacco, Leaf.....	"	1,811	9,961	1,811	9,961
TOTAL.....	<i>Hk. Tls</i>		77,070		51,570			128,640

c.—Table showing the Number of Passes issued for, and the Amount of Duties collected on, Foreign Goods forwarded to the Interior under Transit Passes, as divided between the various Nationalities, during the Year 1902.

QUARTER.	BRITISH.		GERMAN.		FRENCH.		PORTUGUESE.		TOTAL.	
	No. of Passes.	Transit Dues.	No. of Passes.	Transit Dues.	No. of Passes.	Transit Dues.	No. of Passes.	Transit Dues.	No. of Passes.	Transit Dues.
		<i>Hk. Tls m.c.c.</i>		<i>Hk. Tls m.c.c.</i>		<i>Hk. Tls m.c.c.</i>		<i>Hk. Tls m.c.c.</i>		<i>Hk. Tls m.c.c.</i>
1st quarter.....	103	178.2.3.8	28	195.0.7.5	141	509.9.3.2	272	883.2.4.5
2nd ".....	109	204.8.4.3	46	325.7.9.5	246	1,049.8.6.8	400	1,580.5.0.6
3rd ".....	91	129.0.5.6	34	71.9.2.9	156	534.2.5.3	281	735.2.3.8
4th ".....	69	110.5.4.9	86	243.0.6.3	11	12.6.7.8	66	117.7.4.5	232	484.0.3.5
TOTAL.....	372	622.6.8.6	194	835.8.6.2	11	12.6.7.8	608	2,211.7.9.8	1,185	3,683.0.2.4

d.—Table showing the Number of Passes surrendered for, and the Amount of Duties collected on, Native Goods brought from the Interior under Transit Passes, as divided between the various Nationalities, during the Year 1902.

QUARTER.	BRITISH.		GERMAN.		FRENCH.		PORTUGUESE.		TOTAL.	
	No. of Passes.	Transit Dues.	No. of Passes.	Transit Dues.	No. of Passes.	Transit Dues.	No. of Passes.	Transit Dues.	No. of Passes.	Transit Dues.
		<i>Hk. Tls m.c.c.</i>		<i>Hk. Tls m.c.c.</i>		<i>Hk. Tls m.c.c.</i>		<i>Hk. Tls m.c.c.</i>		<i>Hk. Tls m.c.c.</i>
1st quarter.....	55	278.6.1.5	30	118.5.7.8	120	687.5.0.2	205	1,084.6.9.5
2nd ".....	2	17.1.3.8	32	201.2.3.8	34	218.3.7.6
3rd ".....	7	64.0.2.0	61	412.3.1.0	68	476.3.3.0
4th ".....	1	1.1.2.5	11	43.2.1.1	49	439.2.4.8	61	483.5.8.4
TOTAL.....	65	360.8.9.8	30	118.5.7.8	11	43.2.1.1	262	1,740.2.9.8	368	2,262.9.8.5

TABLE No. VII.—DUTIES.

a.—Duties paid under each Flag, for the Year ended 31st December 1902.

FLAG.	IMPORT.	EXPORT.	COAST TRADE.	TONNAGE.	TRANSIT.	OPIUM LIKIN.	TOTAL.
	<i>Hk. Tam.c.c.</i>	<i>Hk. Tam.c.c.</i>	<i>Hk. Tam.c.c.</i>	<i>Hk. Tam.c.c.</i>	<i>Hk. Tam.c.c.</i>	<i>Hk. Tam.c.c.</i>	<i>Hk. Tam.c.c.</i>
British.....	2,177.7.7.3	2,829.6.9.0	8.1.3.0	313.2.0.0	983.5.8.4	...	6,312.3.7.7
German.....	16,600.6.0.4	11,228.2.6.9	35.3.1.3	657.6.0.0	954.4.4.0	590.0.0.0	30,066.2.2.6
French.....	56,493.8.8.5	26,259.5.1.2	68.6.7.9	957.6.0.0	55.8.8.9	9,937.2.0.0	93,772.7.6.5
Portuguese.....	3,952.0.9.6	...	3,952.0.9.6
On Opium.....	3,947.7.0.0	3,947.7.0.0
TOTAL.....	79,219.9.6.2	40,317.4.7.1	112.1.2.2	1,928.4.0.0	5,946.0.0.9	10,527.2.0.0	138,051.1.6.4*

* No Drawbacks marked for cash payment during the year, to be deducted from this total *Hk. Tam. Nil.*

b.—Comparative Table of Duties collected, for the Years 1893 to 1902.

YEARS.	IMPORT (exclusive of Opium).	EXPORT (exclusive of Opium).	COAST TRADE (exclusive of Opium).	OPIUM (Import, Export, and Coast Trade).	TONNAGE.	TRANSIT.	OPIUM LIKIN.	TOTAL.
	<i>Hk. Tam.c.c.</i>	<i>Hk. Tam.c.c.</i>	<i>Hk. Tam.c.c.</i>	<i>Hk. Tam.c.c.</i>	<i>Hk. Tam.c.c.</i>	<i>Hk. Tam.c.c.</i>	<i>Hk. Tam.c.c.</i>	<i>Hk. Tam.c.c.</i>
1893.....	111,862.6.6.0	40,388.2.8.0	187.5.9.2	12,218.9.0.6	341.2.0.0	1,106.5.0.0	32,583.7.5.0	198,688.8.8.8
1894.....	111,650.1.3.3	39,618.1.2.4	228.4.1.3	8,967.3.0.0	168.0.0.0	911.0.5.0	23,912.8.0.0	185,455.8.2.0
1895.....	107,288.7.4.8	38,703.6.3.1	127.3.6.1	4,407.1.5.0	142.0.0.0	982.0.2.5	11,752.4.0.0	163,403.3.1.5
1896.....	103,821.6.1.2	49,844.2.5.1	257.9.4.5	4,106.7.0.0	551.2.0.0	1,093.1.2.8	10,951.2.0.0	170,626.0.3.6
1897.....	101,488.8.1.3	57,319.7.5.6	449.1.1.3	4,028.2.5.0	296.8.0.0	2,317.9.3.8	10,742.0.0.0	176,642.6.7.0
1898.....	90,248.6.1.0	56,009.1.3.2	163.8.4.4	3,670.9.0.0	985.5.0.0	7,113.4.1.4	9,786.9.0.0	167,978.3.0.0
1899.....	89,337.2.1.8	54,622.6.2.6	501.8.9.3	4,240.6.5.0	1,310.8.0.0	12,071.9.3.2	11,308.4.0.0	173,393.5.1.9
1900.....	69,964.9.4.5	54,491.8.9.2	266.1.8.6	2,821.0.1.3	1,208.0.0.0	7,563.1.0.0	7,522.7.0.0	135,837.8.3.6
1901.....	73,855.8.6.2	59,449.2.4.9	268.9.3.7	3,381.6.7.5	1,251.0.0.0	9,715.2.5.9	9,017.8.0.0	156,939.7.8.2
1902.....	75,272.2.6.2	40,317.4.7.1	112.1.2.2	3,947.7.0.0	1,928.4.0.0	5,946.0.0.9	10,527.2.0.0	138,051.1.6.4

B.—SPECIAL TABLES.

TABLE No. I.—IMPORT TRADE.

Comparative Table of the principal Articles of Import, for the Years 1893 to 1902.

DESCRIPTION OF GOODS.	Classifier of Quantity.	1893.	1894.	1895.	1896.	1897.	1898.	1899.	1900.	1901.	1902.
OPIUM:—											
Patna.....	<i>Piculs</i>	193	164	10	64	94	18	39	24	27	115
Benares.....	"	214	135	137	73	40	104	103	70	86	17
COTTON GOODS:—											
Shirtings, Grey.....	<i>Pieces</i>	35,328	45,009	49,515	40,389	40,257	17,355	19,121	13,363	15,808	10,077
" White.....	"	30,163	29,471	39,410	30,743	35,862	24,304	24,419	18,094	16,769	10,450
" Dyed, Plain.....	"	825	456	677	1,169	1,352	10,465	18,518	13,860	9,592	4,854
" " Figured, etc....	"	922	291	659	279	401	96	1,296	2,287	2,364	1,464
T-Cloths.....	"	60,224	59,248	57,140	46,459	42,388	29,386	19,977	19,946	14,844	6,973
Chintzes and Furnitures.....	"	666	96	1,090	1,191	1,506	512	1,180	975	935	278
Turkey Red Shirtings and Cambrics.....	"	11,963	11,681	16,129	13,169	8,485	7,535	14,571	4,890	4,779	3,072
Velvets.....	"	5,642	6,509	6,067	6,550	3,689	2,473	2,704	1,170	1,088	585
Cambrics and Muslins.....	"	33,921	21,144	20,696	16,694	24,787	17,357	19,426	16,397	12,854	3,795
Handkerchiefs.....	<i>Dozens</i>	9,557	10,119	12,696	8,528	9,806	6,012	7,256	3,716	5,599	3,039
Cotton Yarn.....	<i>Piculs</i>	75,315	83,217	76,770	68,283	56,568	56,053	50,436	30,474	31,553	17,040
WOOLLEN GOODS:—											
Camlets.....	<i>Pieces</i>	1,879	1,035	1,105	972	734	752	586	518	260	209
Lastings.....	"	4,438	2,734	1,228	1,581	889	380	442	138	428	44
Long Ells.....	"	16,151	13,998	12,898	12,617	8,230	7,424	8,603	3,274	1,882	711
Cloth, Broad, Medium, & Habit	"	1,961	1,251	1,359	1,242	1,157	911	770	190	279	62
Lustres and Orleans.....	"	935	569	350	356	286	356	372	85	54	120
METALS:—											
Iron, Manufactured.....	<i>Piculs</i>	4,759	4,885	5,180	4,293	5,570	6,115	5,845	5,289	5,262	5,528
Lead, in Pigs.....	"	349	322	456	353	340	635	396	359	675	451
Steel.....	"	1,950	353	739	1,205	841	534	393	331	293	315
SUNDRIES:—											
Betel-nuts.....	<i>Piculs</i>	1,432	2,529	1,431	1,082	493	45	313	218	656	475
Braid, Llama.....	<i>Gross</i>	46,792	48,725	39,681	41,614	55,837	42,580	58,673	39,776	42,647	34,044
Cloth, Native (Nankeens).....	<i>Piculs</i>	1,077	981	1,312	1,345	2,293	2,412	1,417	1,466	1,733	1,508
Cotton, Raw.....	"	4,358	4,579	5,065	4,866	7,385	8,257	9,415	2,360	3,689	2,388
Dyes, Aniline.....	{ <i>Value, Hk. Tk.</i> }	10,935	8,031	9,456	7,823	14,853	15,114	20,371	18,906	18,820	13,020
Flour.....	<i>Piculs</i>	12,223	8,649	9,652	15,123	6,335	5,101	9,252	11,471	13,360	12,535

Comparative Table of the principal Articles of Import—*Contd.*

DESCRIPTION OF GOODS.	Classifier of Quantity.	1893.	1894.	1895.	1896.	1897.	1898.	1899.	1900.	1901.	1902.
SUNDRIES, <i>continued</i> —											
Lamps and Burners	<i>Pieces</i>	11,210	8,773	8,861	8,188	16,863	10,672	9,582	8,353	7,591	5,212
Lily Flowers, Dried.....	<i>Piculs</i>	2,978	2,971	2,463	2,131	2,309	1,868	1,970	988	919	753
Matches.....	<i>Gross</i>	373,750	297,400	362,150	366,630	325,160	383,570	249,925	175,525	380,220	198,300
Medicines	{ <i>Value,</i> <i>Ek. Rs.</i> }	68,699	66,768	70,206	77,221	98,134	84,916	85,953	83,079	88,358	82,668
Needles.....	<i>Mille</i>	37,692	23,580	27,564	26,927	33,343	57,552	44,921	42,182	59,878	18,330
Oil, Kerosene	<i>Galls.</i>	1,369,430	1,351,180	1,135,720	1,335,360	1,441,940	1,109,770	1,184,480	1,271,670	1,212,420	890,310
Pepper, Black.....	<i>Piculs</i>	2,243	929	1,364	1,994	990	638	494	384	329	81
Rice.....	"	286,721	46,707	8,550	196,300	180	8,072	...	80,191
Vermicelli and Macaroni.....	"	4,812	4,001	3,849	3,868	4,061	2,718	3,100	3,373	3,453	3,528
Wax, White.....	"	196	277	276	262	247	213	184	122	155	160

TABLE No. 2.—EXPORT TRADE.

Comparative Table of the principal Articles of Export, for the Years 1893 to 1902.

DESCRIPTION OF GOODS.	Classifier of Quantity.	1893.	1894.	1895.	1896.	1897.	1898.	1899.	1900.	1901.	1902.
Aniseed, Star.....	<i>Piculs</i>	9,033	6,036	3,266	6,691	4,766	2,007	1,425	66	53	20
Camphor.....	"	...	128	597	404	318	100	171	360	126	119
Cuttle-fish	"	1,684	2,182	2,185	2,963	2,179	3,093	6,490	6,390	4,226	4,054
Feathers, Duck, Fowl, etc.	"	2,932	1,974	2,618	3,180	4,769	2,922	4,545	4,800	3,086	3,855
Fish, Dried and Salt.....	"	3,834	1,958	2,843	3,001	2,253	12,070	24,661	29,364	13,936	15,620
Ground-nut Cake.....	"	42,232	32,269	53,275	35,809	24,512	6,798	6,686	9,595	9,783	6,164
Hides, Cow and Buffalo	"	16,349	15,636	25,397	27,184	27,267	18,242	11,066	6,776	5,246	6,006
Horns, "	"	2,826	1,763	1,724	1,934	1,831	1,026	707	1,139	924	1,024
Indigo, Liquid	"	33,379	48,886	55,697	62,744	81,353	68,636	84,219	50,147	87,076	45,521
Leather	"	1,017	1,223	1,324	2,289	4,216	2,802	2,331	2,462	2,036	2,337
Lung-ngan Pulp.....	"	503	198	1,363	806	1,145	1,820	1,658	970	2,813	683
Oil, Ground-nut.....	"	8,420	5,836	5,933	3,296	2,052	2	...	134	197	...
" Aniseed	"	1,052	1,774	496	2,053	1,613	1,574	891	762	1,250	145
Paper.....	"	3,545	4,160	4,159	4,623	4,402	4,031	2,933	563	276	69
Pigs.....	<i>No.</i>	1,846	2,495	5,009	4,265	1,887	6,834	10,413	14,629	13,008	18,702
Prawns and Shrimps, Dried.....	<i>Piculs</i>	406	230	426	349	405	434	750	1,039	220	653
Rushes.....	"	1,107	862	2,191	1,674	1,085	1,965	2,074	779	2,192	1,905
Silk, Raw, White	"	54	143	69	49	31	4	9	2	22	...
Sugar, Brown.....	"	25,276	8,953	7,177	6,175	15,777	62,989	47,728	54,069	127,804	87,814
" White.....	"	9,460	6,507	7,818	7,323	9,810	21,403	35,333	41,614	48,605	39,601
Tallow, Animal	"	407	1,120	1,204	999	1,403	1,742	1,101	556	994	1,293
Tin, in Slabs.....	"	...	70	161	39	46	5
Tobacco, Leaf.....	"	2,876	1,574	2,417	2,227	2,723	11,472	6,044	7,444	6,371	4,307

TABLE No. 3.—VALUE OF TRADE.

Comparative Table of the Value of the Trade, for the Years 1893 to 1902.

YEARS.	IMPORTS FROM		EXPORTS TO		TOTAL IMPORTS AND EXPORTS.	RE-EXPORTS.	TREASURE AND COPPER CASH.		TRANSIT TRADE.	
	Foreign Countries.	Native Ports.	Foreign Countries.	Native Ports.			Imported.	Exported.	Inwards.	Outwards.
	<i>Hk. Tls</i>	<i>Hk. Tls</i>	<i>Hk. Tls</i>	<i>Hk. Tls</i>	<i>Hk. Tls</i>	<i>Hk. Tls</i>	<i>Hk. Tls</i>	<i>Hk. Tls</i>	<i>Hk. Tls</i>	<i>Hk. Tls</i>
1893.....	3,386,491	12,585	874,556	2,075	4,275,707	38	27,596	672,859	44,119	...
1894.....	2,983,903	20,290	1,112,621	1,833	4,118,647	...	24,997	606,179	36,622	...
1895.....	2,791,903	11,220	1,009,614	377	3,813,114	51	36,334	523,226	39,281	...
1896.....	3,145,492	22,843	1,515,381	1,422	4,685,138	...	19,661	567,551	43,725	...
1897.....	2,656,724	40,461	1,501,836	10,914	4,209,935	...	51,825	430,838	92,107	5,715
1898.....	2,368,320	10,787	1,780,641	6,311	4,166,059	...	124,142	563,399	311,357	54,404
1899.....	2,443,364	35,552	1,659,000	3,952	4,141,868	...	73,561	529,647	416,311	199,893
1900.....	2,042,920	37,512	1,793,903	2,131	3,876,466	...	68,134	524,514	288,280	121,103
1901.....	2,093,586	22,706	2,103,998	1,607	4,221,897	...	55,812	314,580	317,320	252,469
1902.....	1,877,393	9,553	1,410,144	1,751	3,298,841	117	31,908	519,326	154,257	128,640

TABLE No. 4.—SHIPPING.

Comparative Table of Shipping, for the Years 1893 to 1902.

a.—Under General Regulations.

YEARS.	ENTERED INWARDS.						CLEARED OUTWARDS.					
	STEAMERS.		SAILING VESSELS.		TOTAL.		STEAMERS.		SAILING VESSELS.		TOTAL.	
	No.	Tons.	No.	Tons.	No.	Tons.	No.	Tons.	No.	Tons.	No.	Tons.
1893.....	142	63,958	142	63,958	143	64,313	143	64,313
1894.....	106	43,003	106	43,003	106	43,003	106	43,003
1895.....	102	50,273	102	50,273	102	50,273	102	50,273
1896.....	165	93,131	165	93,131	165	93,131	165	93,131
1897.....	107	56,866	107	56,866	107	56,866	107	56,866
1898.....	105	54,240	105	54,240	105	54,240	105	54,240
1899.....	98	56,920	98	56,920	98	56,920	98	56,920
1900.....	111	63,105	111	63,105	111	63,105	111	63,105
1901.....	156	98,353	156	98,353	155	98,303	155	98,303
1902.....	163	104,236	163	104,236	163	103,675	163	103,675

b.—Under Inland Steam Navigation Rules.

YEARS.	ENTERED INWARDS.		CLEARED OUTWARDS.		TOTAL ENTERED AND CLEARED.	
	No.	Tons.	No.	Tons.	No.	Tons.
1893-1900.....
1901.....	3	150	4	200	7	350
1902.....	15	750	14	700	29	1,450

TABLE No. 5.—TREASURE.

Treasure Imported and Exported during the Year 1902.

COUNTRIES FROM WHICH IMPORTED AND TO WHICH EXPORTED.	IMPORTS.					EXPORTS.				
	GOLD.		SILVER.		COPPER CASH.	GOLD.		SILVER.		COPPER CASH.
	In Bars.	In Bars.	In Sycee.	In Dollars.		In Bars.	In Bars.	In Sycee.	In Dollars.	
<i>Hk. Tā</i>	<i>Hk. Tā</i>	<i>Hk. Tā</i>	<i>Hk. Tā</i>	<i>Hk. Tā</i>	<i>Hk. Tā</i>	<i>Hk. Tā</i>	<i>Hk. Tā</i>	<i>Hk. Tā</i>	<i>Hk. Tā</i>	
I. FOREIGN COUNTRIES:—										
Hongkong and Macao.....	11,160	518,917	...
TOTAL: I. FOREIGN COUNTRIES	11,160	518,917	...
2. CHINA:—										
Kiungchow.....	20,748	409	...
TOTAL: 2. CHINA.....	20,748	409	...
TOTAL: I and 2. FOREIGN COUNTRIES AND CHINA.....	31,908	519,326	...
GRAND TOTAL.....	31,908	519,326

TABLE No. 6.—PASSENGER TRAFFIC.

Passenger Traffic during the Year 1902.

PASSENGERS TO					PASSENGERS FROM			
STEAMERS.		SAILING VESSELS.			STEAMERS.		SAILING VESSELS.	
Foreigners.	Natives.	Foreigners.	Natives.		Foreigners.	Natives.	Foreigners.	Natives.
42	1,328	Hongkong.....	39	1,630
8	62	Haiphong.....	14	30
...	2,897	Sumatra.....
16	324	Kiungchow.....	20	210
...	3	Kwangchowwan.....	...	2
...	Canton.....	...	544
...	214	An-p'u.....	...	106
66	4,828	TOTAL.....	73	2,522

LUNGCHOW TRADE REPORT, FOR THE YEAR 1902.

1°. LOCAL.—After 12 years of assiduous work the Haiphong-Hanoi-Langson railway was completed in the early part of the year, the last link of the long chain was riveted, and there is now an uninterrupted rail communication between Haiphong, a coast port, and Chên-nan-kuan (鎮南關), on the Chinese frontier of the Kwangsi province. The trade for 1901, before the completion of the railway, was the best on record since the opening of the port; while that for 1902, with a comparatively easy communication with the Tonkin coast, has been the worst since 1893: its net total value only amounted to *Hk. Ts.* 77,059, which is a decrease of *Hk. Ts.* 87,435 and *Hk. Ts.* 55,451, respectively 53 per cent. and nearly 42 per cent. as compared with the two preceding years, 1901 and 1900. This appalling decrease is mostly due to the large quantity of Aniseed Oil imported during the previous years—231 piculs in 1900 and 556 piculs in 1901,—while not a single catty was reported to this office during 1902. A comparison of the trade for the last three years with the three Tonkinese marts, Langson, Thatke, and Caobang, is given below:—

YEARS.	LANGSON.			THATKE.			CAOBANG.		
	Imports.	Exports.	TOTAL.	Imports.	Exports.	TOTAL.	Imports.	Exports.	TOTAL.
	<i>Hk. Ts.</i>	<i>Hk. Ts.</i>	<i>Hk. Ts.</i>	<i>Hk. Ts.</i>	<i>Hk. Ts.</i>	<i>Hk. Ts.</i>	<i>Hk. Ts.</i>	<i>Hk. Ts.</i>	<i>Hk. Ts.</i>
1900.....	50,390	...	50,390	31,314	5,251	36,565	41,620	3,935	45,555
1901.....	81,891	...	81,891	22,952	2,459	25,411	51,642	5,070	56,712
1902.....	98	...	98	29,626	1,424	31,050	41,159	4,754	45,913

This table clearly shows that, with the exception of Aniseed Oil, there is no Import trade between Langson and Lungchow; it moreover confirms the view that the railway line in its present state, without any extension on this side of the frontier, has done more harm than good to the Lungchow trade, as it is precisely with the country surrounding the railway terminus that our trade has entirely stopped.

2°. REVENUE.—With such an enormous reduction in the value of the trade, one would expect to find a corresponding decrease in the Revenue, but an increase in the Transit Dues kept the figures from an equivalent fall. While the value of the trade is, as stated above, 53 per cent. less than that of 1901, the Revenue shows a decrease of only 29 per cent. if compared with the record Revenue of 1901. Import Duties are *Hk. Ts.* 1,800 less than those of the preceding year, in consequence of a decrease in the importation of Dye-stuff and of a *nil* importation of Aniseed Oil. Export Duties have dwindled regularly year after year since 1897, nearly every item of the Export table contributing to this diminution. Transit Dues, on the contrary, show a slight increase, of *Hk. Ts.* 242, with a total of *Hk. Ts.* 1,318, which makes it the best on record.

3°. FOREIGN TRADE.—(a.) Imports.—The total value of the Import trade amounted to *Hk. Ts.* 70,881, against *Hk. Ts.* 156,965 in 1901. The year's total was made up by *Hk. Ts.* 25,998 of Dye-stuff, *Hk. Ts.* 29,672 of the different kinds of Timber, and *Hk. Ts.* 10,088 of Ground-nut

Cake, leaving a paltry balance of *Hk.Tts.* 5,123 for the rest of our Foreign Import trade. Dye-stuff, with an importation valued at *Hk.Tts.* 26,000, shows a decrease of *Hk.Tts.* 3,575 and of nearly *Hk.Tts.* 20,000 if compared with the figures of 1900 and 1901 respectively; of this amount, *Hk.Tts.* 23,788 worth were sent to Fatshan (佛山) under Transit Passes. The Timber trade has been fairly good, with an increase of *Hk.Tts.* 4,000 over the figures of 1901 and of *Hk.Tts.* 15,000 over those of 1900. This trade would have been still better had it not been for the very insignificant importation of Timber during the last quarter of the year under review, which was 50 per cent. short of the importation during the corresponding quarter of 1901; the reason of this large decrease was the amount of exorbitant excise which has been lately charged on the other side of the frontier, in addition to ordinary Duty, on all Timber exported from Tonkin—excise which, I am told, is sometimes as much as 100 per cent. on the value of the Wood and which, if continued, will ruin altogether this branch of the trade. The year's Rice crop was very bad, on account of the excessive drought, being scarcely three-tenths of an ordinary harvest. In consequence of this dearth, the value of Rice rose from \$3 a picul during the first part of the year to \$6 and \$7 during the last few months, this high price causing great misery. Although, for a similar reason, the export of Rice from Tonkin was generally prohibited during the year, the Governor of Indo-China liberally acceded to the demand of the local Chinese authorities for Rice, and allowed 4,000 piculs of it to be sent to Lungchow free of all taxes and of railway charges; 850 piculs of the above lot were imported during the latter part of the year.

(b.) *Exports.*—This trade, with the exception of Kerosene Oil imported *via* the West River and subsequently exported to Tonkin, is getting more insignificant than ever. Since 1895 it has gradually decreased from *Hk.Tts.* 49,651 to the present low figure of *Hk.Tts.* 6,178. Mr. TANANT in his Report for 1900 gave the causes of this general decline. The exportation of Kerosene Oil itself, like that of Japan Matches, will probably also before long disappear from our Returns. The Tonkin frontier ports will get their supply of Oil from Haiphong, as they now get that of Matches from local manufacturers, thanks to the Haiphong-Hanoi-Langson railway, which gives them easy, rapid, and cheap communication with the Tonkin seaport and with the local manufacturers inland. With the present prices, however, these commodities will not find their way here through Tonkin. At Lungchow none but Japan Matches, imported by the West River, are to be found, with a value which will hold its own against any importation of Tonkin Matches. Matches manufactured in Tonkin are sold at Langson at \$9.60 per tin of 1,200 boxes; while those from Japan, much superior in both quality and quantity, and though sent from manufacturers many hundreds of miles distant, can be sold at Lungchow at \$5.40 per tin. The Duty and excise levied in Tonkin on these goods imported from China protect the local trade of the country, but also contribute seriously towards annihilating the Foreign Export trade of Lungchow.

(c.) *Re-exports.*—*Nil.*

4° COAST TRADE.—*Nil.*

5° INLAND TRANSIT.—(a.) *Inwards.*—This is the only branch of our trade which shows improvement. Only 239 Passes were issued during the year, against 275 in 1901, but the value of the trade was *Hk.Tts.* 65,263, against *Hk.Tts.* 57,572 in 1901. The principal articles sent inland were, as usual, Dye-stuff, value *Hk.Tts.* 23,788; Ground-nut Cake, 5,073 piculs; and Timber of various kinds, value *Hk.Tts.* 29,324. These goods were all sent to Fatshan, in Kwangtung, with the exception of a small quantity of Timber, valued at *Hk.Tts.* 1,200, which was conveyed to various places in Kwangsi.

(b.) *Outwards.*—*Nil.*

6°. SHIPPING.—The number of small junks entered and cleared during the year was 375, with a capacity of 1,500 tons, against 615 junks, aggregating 2,460 tons, in 1901; 135 rafts were also reported to the Customs from Tonkin. The French flag contributed 44 vessels, about 12 per cent., to the above total, the balance, 88 per cent., being all under the Chinese flag.

7°. PASSENGER TRAFFIC.—No record of passengers can be kept by this office. By the courtesy of Mr. DOIRE, French Consul at this port, I am able to say that 2,234 passports were issued by him during the year; most of them were delivered to pedlars and to coolies in quest of work. Passports are issued free of charge, are good for two months, and each of them has the recipient's photograph affixed to it. Besides these passports, the Consul issued also some collective permits for bands of coolies recruited by French firms in Tonkin, for the building of the Viétri-Laokai railway. Some 700 have been thus recruited during the last two months of the year in the surrounding districts, specially at Ning-ming-chou (甯明州) and T'ai-p'ing-fu (太平府). The French recruiting agents come here and send Chinese searchers (*caïs*) all round to find coolies, commission being allowed according to the number of men found. The transport of coolies from here to Laokai cost the recruiting company about \$8 per head. Some 3,000 or 4,000 coolies are still wanted; proclamations have been issued as far as the Po-sé district for the enrolment of some of the numerous pirates in that region; but up to the present none have come forward, as they most likely regard the proclamations as a ruse to catch them *in globo*.

8°. TREASURE.—It is not possible to obtain statistics of Treasure, pirates being about the only people who seem to know where to find the various sums of money which are evidently conveyed from time to time to and from Lungchow, for we often hear of their exploits in this connexion. The buying capacity of the Indo-China dollar (*piastre de commerce*), the only accepted dollar currency on this market, varied between 930 and 1,010 cash, the highest figure being reached in December, on account of the scarcity of dollars used for buying Oil and Ground-nut Cake.

9°. OPIUM.—(a.) *Foreign*.—No Foreign Opium was imported into Lungchow in 1902.

(b.) *Native*.—None was exported through this office; 525 piculs are said to have been imported into Lungchow during the year, against 900 piculs in 1901. Of the above, 175 piculs only, against 500 piculs in 1901, were available for local consumption, and 350 piculs were smuggled into Tonkin. I am told that a small village, entirely composed of Opium smugglers, exists on the Tonkin side of the frontier, where the Tonkin dealers come regularly to supply themselves with the drug. It is probably to that village that a part of the contraband from China finds its way by various indirect mountain tracks. The price of the drug was very high, on account of its scarcity: Yunnan Opium—highest, *Hk.Tts.* 850, and lowest, *Hk.Tts.* 600; Kweichow Opium—highest, *Hk.Tts.* 650, and lowest, *Hk.Tts.* 500,—being 20 to 40 per cent. more than the value in 1901 and as high as that of Foreign Opium in Canton. The decrease in the importation of Opium is due to the unsafe state of both the land and water routes, the pirates at times making some fine captures, the last being on the 6th December, when they attacked a boat at Ya-shui-t'an (鴨水灘), a few miles from Lungchow, and seized 6 cases of Opium, valued at *Hk.Tts.* 3,000.

10°. MISCELLANEOUS.—There has been during the year a serious recrudescence of piracy; nearly every month reports were received of attacks on surrounding villages, followed by important robberies. Villages barricaded themselves with high fences of thorns and entangled bamboos and had special watchmen in small elevated huts at every gate, beating drums at night. Between Lungchow and Nanning-fu numerous country people deserted their hamlets and isolated houses to take refuge on the top of the steep surrounding mountains, letting their

fields lie fallow, from fear of the bandits. No one dared to travel alone; single boats being generally attacked and plundered, junks only sailed up and down river in fleets of 30 to 50 vessels, availing themselves when possible of an official escort. During the month of April the *San-tien-hui* (三點會), "Three Dots Society," an important secret society of the Two Kwangs, began to recruit adepts in the Lungchow district. Their aim was robbery, and everyone, rich or poor, who refused to be a member of the society was certain to become a victim of its members. The wealthy people had only to contribute a monthly subscription to be protected against any further robbery; but the poor had to become active members. The evil effects of this society were soon keenly felt, and the peaceful inhabitants of the city of Lungchow were stricken with terror, the streets were deserted, the trade stopped, until our energetic Taotai, HO YAO-CHANG (何耀章), succeeded, sometime in May, in capturing 20 of the leaders, who were decapitated on the spot; this restored peace in the city. A "rebel scare," which caused considerable commotion amongst the Foreign residents in Lungchow, occurred shortly afterwards. News was received by the French Consul that the rebellion was becoming serious and getting beyond control. Rumours that French troops were to arrive here, for the protection of Foreigners, were circulated; Marshal SU (蘇元春), who in the early part of the year had been transferred to the Hupeh province but was soon after recalled to resume his old command, anticipated this necessity by sending 70 men of his own body-guard to Lungchow. 20 of these and an additional 10 soldiers detached by the Taotai were stationed at the Custom House, while some others were sent to guard the French Consulate and also the Fives-Lille's agent's private residence. The French Consul left for Ping-hsiang (潯祥), to have an interview with Marshal SU, the Foreigners momentarily expecting telegraphic orders to quit the port. A welcome telegram came, however, after a few days of great anxiety, stating that there was no immediate danger, and that Marshal SU made himself personally responsible for the lives of Foreigners in Lungchow. The scare penetrated inland, as, a few days after, two Roman Catholic missionaries from the neighbourhood of Tai-ping-fu arrived at Lungchow for protection. About the same time General MA SHÉNG-CHIH (馬盛治), who had been appointed Acting T'i-t'ai of this province after the departure for Hupeh of Marshal SU, met his death during an engagement with the pirates at Wu-yüan (武緣). He was very much esteemed here, and his untimely death caused widespread regret. Bubonic plague prevailed during April and May, and only disappeared after the first heavy rains of the season. The summer was extremely hot and unhealthy; welcome showers of rain occurred in October, too late, however, to save the Rice harvest, though the crops of Sugar Cane, Buckwheat, and of all kinds of vegetables benefited thereby. Towards the end of the year Marshal SU left for Nanning, to consult with the Governor of Kwangsi, and subsequently left for the Po-sé district, the head-quarters of the rebels. Nothing of any importance has yet transpired. Let us hope that he will succeed in exterminating the pirates, for the sake of the trade and for the general welfare of this province.

P. M. G. DE GALEMBERT,

Acting Commissioner of Customs.

LUNGCHOW, 14th January 1903.

LUNGCHOW TRADE RETURNS, FOR THE YEAR 1902.

A.—GENERAL TABLES.

TABLE No. 1.—1°. SHIPPING.

Number and Tonnage of Vessels Entered and Cleared under each Flag,
for the Year ended 31st December 1902.

a.—Under General Regulations.

FLAG.	SAILING VESSELS (NATIVE).												TOTAL ENTERED AND CLEARED.	
	ENTERED INWARDS.						CLEARED OUTWARDS.							
	With Cargo.		In Ballast.		TOTAL.		With Cargo.		In Ballast.		TOTAL.			
	No.	Tons.	No.	Tons.	No.	Tons.	No.	Tons.	No.	Tons.	No.	Tons.	No.	Tons.
French.....	22	88	22	88	22	88	22	88	44	176
Chinese.....	290	1,160	290	1,160	41	164	41	164	331	1,324
TOTAL.....	290	1,160	22	88	312	1,248	41	164	22	88	63	252	375	1,500

b.—Under Inland Steam Navigation Rules.

Nil.

2°. REPORTS TO THE CUSTOMS.

a.—Number of Rafts from Tonkin.

—	MARCH QUARTER.	JUNE QUARTER.	SEPTEMBER QUARTER.	DECEMBER QUARTER.	TOTAL.
Rafts.....	53	34	35	13	135

b.—Overland Frontier Trade.

Number of Coolies, carrying on an average 50 Catties each.

—	MARCH QUARTER.	JUNE QUARTER.	SEPTEMBER QUARTER.	DECEMBER QUARTER.	TOTAL.
Inwards.....	...	2	2	2	6
Outwards.....
TOTAL.....	...	2	2	2	6

TABLE No. II.—GROSS AND NET VALUES OF THE TRADE OF LUNGCHOW,
1900 TO 1902.

	1900.		1901.		1902.	
	NET VALUES.	GROSS VALUES.	NET VALUES.	GROSS VALUES.	NET VALUES.	GROSS VALUES.
	<i>Hk. Ts</i>	<i>Hk. Ts</i>	<i>Hk. Ts</i>	<i>Hk. Ts</i>	<i>Hk. Ts</i>	<i>Hk. Ts</i>
FOREIGN GOODS.						
Imported from Foreign Countries and Hongkong.....	123,324		156,965		70,881	
Imported from Chinese Ports	
Total Foreign Imports.....		123,324		156,965		70,881
Re-exported to Foreign Countries and Hongkong	
Re-exported to Chinese Ports.....	
Total Foreign Re-exports.....						
Net Total Foreign Imports	123,324		156,965		70,881	
NATIVE PRODUCE.						
Imported.....	
Re-exported to Foreign Countries	
Re-exported to Chinese Ports.....	
Total Native Re-exports.....						
Net Total Native Imports.....						
Native Produce of local origin Exported to } Foreign Countries.....	9,186		7,529		6,178	
Native Produce of local origin Exported to } Chinese Ports.....	
Total Exports of local origin ...		9,186		7,529		6,178
Gross Value of the Trade of the Port		132,510		164,494		77,059
Net Value of the Trade of the Port, i.e., Foreign } and Native Imports less Re-exports, and Native } Exports of local origin.....	132,510		164,494		77,059	

TABLE No. III.—TRADE IN FOREIGN GOODS.—Imports and Re-exports.

DESCRIPTION OF GOODS.	Classifier of Quantity.	IMPORTS FROM FOREIGN COUNTRIES AND HONGKONG.		IMPORTS FROM CHINESE PORTS.		RE-EXPORTS TO FOREIGN COUNTRIES AND HONGKONG.		RE-EXPORTS TO CHINESE PORTS.		NET TOTAL IMPORTS.	
		Quantity.	Value.	Quantity.	Value.	Quantity.	Value.	Quantity.	Value.	Quantity.	Value.
SUNDRIES:—											
Aniseed, Broken.....	<i>Piculs</i>	338	<i>Hk. Ts</i> 203	338	203
Bones, Cow.....	"	200	140	200	140
Dye-stuff.....	"	13,149	25,998	13,149	25,998
Feathers, Duck.....	"	11	77	11	77
Ground-nut Cake.....	"	4,913	10,088	4,913	10,088
Horns, Buffalo.....	"	5	19	5	19
Lizards, Dried.....	<i>Pairs</i>	5,400	389	5,400	389
Medicines.....	<i>Value</i>	...	268	268
Oil, Ground-nut.....	<i>Piculs</i>	10	100	10	100
Rice.....	"	868	2,942	868	2,942
Sugar, White.....	"	51	254	51	254
Timber:—											
Beams, Hard-wood, } other than Square....	<i>Pieces</i>	723	14,632	723	14,632
Planks, Unclassed.....	"	579	3,346	579	3,346
Piles and Poles, Hard- } wood.....	"	2,491	8,635	2,491	8,635
Logs, Unclassed.....	"	232	1,242	232	1,242
Spokes, Hard-wood.....	<i>Sets</i>	561	850	561	850
Poles, Bamboo.....	<i>Mille</i>	59	967	59	967
Chopping Boards, Hard- } wood.....	<i>Pieces</i>	2,345	218	2,345	218
Oil Machines, Hard-wood } Sugar Machines, Hard- } wood.....	<i>Sets</i>	6	177	6	177
Wine.....	<i>Value</i>	...	49	49
Sundries, Unenumerated.....	"	...	194	194
TOTAL.....	<i>Hk. Ts</i>	...	70,881	70,881

SUMMARY.

IMPORTS from Cochin China, Tonkin, and Annam.....	<i>Hk. Ts</i>	70,881
Total from Foreign Countries.....	<i>Hk. Ts</i>	70,881
TOTAL FOREIGN IMPORTS.....	<i>Hk. Ts</i>	70,881

TABLE No. IV.—TRADE IN NATIVE PRODUCE.—Imports and Re-exports.

Nil.

TABLE No. V.—TRADE IN NATIVE PRODUCE.—Exports and Re-exports.

DESCRIPTION OF GOODS.	Classifier of Quantity.	EXPORTS TO FOREIGN COUNTRIES.		EXPORTS TO HONGKONG.		EXPORTS TO CHINESE PORTS.		TOTAL RE-EXPORTS TO FOREIGN COUNTRIES, HONGKONG, AND CHINESE PORTS.		TOTAL EXPORTS (including Re-exports).	
		Quantity.	Value.	Quantity.	Value.	Quantity.	Value.	Quantity.	Value.	Quantity.	Value.
			<i>Hk. \$s</i>		<i>Hk. \$s</i>		<i>Hk. \$s</i>		<i>Hk. \$s</i>		<i>Hk. \$s</i>
Beans, Preserved.....	<i>Catties</i>	30	1	30	1
Beans, Salted and Preserved...	<i>Piculs</i>	52	153	52	153
Candlewick.....	<i>Bundles</i>	125	9	125	9
Chinaware, Coarse.....	<i>Piculs</i>	40	275	40	275
Chopping Knives.....	<i>Pieces</i>	330	49	330	49
Fire-crackers and Fireworks...	<i>Piculs</i>	8	106	8	106
Garlic.....	"	2	5	2	5
Gypsum, Ground.....	"	9	19	9	19
Iron Pans.....	<i>Pieces</i>	705	189	705	189
Joss Sticks.....	<i>Piculs</i>	16	54	16	54
Molasses.....	"	1	1	1	1
Oil, Ground-nut.....	"	79	745	79	745
Paper, 1st Quality.....	"	1	11	1	11
" 2nd ".....	"	6	41	6	41
" Joss.....	"	19	234	19	234
" Oiled.....	<i>Catties</i>	16	2	16	2
Pottery, Earthenware.....	<i>Piculs</i>	14	42	14	42
Sauce.....	"	6	12	6	12
Shoes, Straw.....	<i>Pairs</i>	380	4	380	4
Soy.....	<i>Piculs</i>	126	377	126	377
Sugar, Brown.....	"	8	27	8	27
" White.....	"	14	65	14	65
Tea, Green.....	"	1	10	1	10
Turnips, Salted.....	"	8	22	8	22
Vermicelli.....	"	10	105	10	105
Wooden Basins.....	<i>Pieces</i>	23	3	23	3
" Boxes and Trunks.....	"	6	3	6	3
" Buckets.....	<i>Pairs</i>	7	4	7	4
Sundries, Unenumerated *.....	<i>Value</i>	...	3,610	3,610
TOTAL.....	<i>Hk. \$s</i>		6,178								6,178

* Including the following Foreign Goods: Lamps and Lampware, value *Hk. \$s* 3; 13,590 gallons of American Kerosene Oil, value *Hk. \$s* 3,520; Unenumerated Sundries, value *Hk. \$s* 4; total value, *Hk. \$s* 3,527.

To—	EXPORTS.		RE-EXPORTS.		TOTAL EXPORTS AND RE-EXPORTS.	
	<i>Hk. \$s</i>	<i>Hk. \$s</i>	<i>Hk. \$s</i>	<i>Hk. \$s</i>	<i>Hk. \$s</i>	<i>Hk. \$s</i>
Cochin China, Tonkin, and Annam..	6,178		6,178	
Total to Foreign Countries.....		6,178		...		6,178
GRAND TOTAL.....		6,178		...		6,178

TABLE No. VI.—TRANSIT TRADE.

a.—Table showing the Destinations of the various Goods forwarded under Transit Passes to the Interior during the Year 1902.

DESCRIPTION OF GOODS.	Classifier of Quantity.	KWANGSI.		KWANGTUNG.		TOTAL.	
		Quantity.	Value.	Quantity.	Value.	Quantity.	Value.
			<i>Hk. Tls</i>		<i>Hk. Tls</i>		<i>Hk. Tls</i>
Aniseed, Broken.....	<i>Piculs</i>	338	203	338	203
Bones, Cow.....	"	200	140	200	140
Dye-stuff.....	"	12,054	23,788	12,054	23,788
Feathers, Duck.....	"	11	77	11	77
Ground-nut Cake.....	"	5,073	10,600	5,073	10,600
Horns, Buffalo.....	"	5	19	5	19
Lizards, Dried.....	<i>Pairs</i>	5,400	389	5,400	389
Medicines.....	<i>Value</i>	247	...	247
Oil, Ground-nut.....	<i>Piculs</i>	10	100	10	100
Sugar, White.....	"	51	254	51	254
Timber :—							
Beams, Hard-wood, other than Square	<i>Pieces</i>	700	15,801	700	15,801
Planks, Unclassed.....	"	8	16	352	1,998	360	2,014
Poles, Hard-wood.....	"	240	574	1,836	7,049	2,076	7,623
Logs, Unclassed.....	"	460	2,831	460	2,831
Spokes, Hard-wood.....	<i>Sets</i>	555	543	90	144	445	687
Poles, Bamboo.....	<i>Pieces</i>	440	11	20,150	258	20,590	269
Chopping Boards, Hard-wood.....	"	39	5	150	12	189	17
Oil Machines, Hard-wood.....	<i>Sets</i>	1	20	1	20
Sugar.....	"	3	62	3	62
Sundries, Unenumerated.....	<i>Value</i>	122	...	122
TOTAL.....	<i>Hk. Tls</i>	1,211	64,052	65,263

b.—Table showing the Provinces from which Native Goods were brought under Transit Passes during the Year 1902.

Nil.

c.—Table showing the Number of Passes issued for, and the Amount of Duties collected on, Foreign Goods forwarded to the Interior under Transit Passes, as divided between the various Nationalities, during the Year 1902.

QUARTER.	CHINESE.	
	No. of Passes.	Transit Dues.
1st quarter.....	65	<i>Hk. Tls m.c.c.</i> 328.9.30
2nd ".....	51	373.7.1.9
3rd ".....	83	487.3.9.5
4th ".....	40	128.7.9.5
TOTAL.....	239	1,318.8.3.9

d.—Table showing the Number of Passes surrendered for, and the Amount of Duties collected on, Native Goods brought from the Interior under Transit Passes, as divided between the various Nationalities, during the Year 1902.

Nil.

TABLE No. VII.—DUTIES.

a.—Duties paid under each Flag, for the Year ended 31st December 1902.

FLAG.	IMPORT.	EXPORT.	COAST TRADE.	TONNAGE.	TRANSIT.	OPIMUM LIKIN.	TOTAL.
	<i>Hk. Tsam.c.c.</i>	<i>Hk. Tsam.c.c.</i>	<i>Hk. Tsam.c.c.</i>	<i>Hk. Tsam.c.c.</i>	<i>Hk. Tsam.c.c.</i>	<i>Hk. Tsam.c.c.</i>	<i>Hk. Tsam.c.c.</i>
French.....	440.0	440.0
Chinese.....	2,644.3.4.7	280.2.0.9	1,318.8.3.9	...	4,247.7.9.5
On Opium.....
TOTAL.....	2,644.3.4.7	280.2.0.9	...	440.0	1,318.8.3.9	...	4,247.7.9.5*

* No Drawbacks marked for cash payment during the year, to be deducted from this total.....*Hk. Tsam.c.c.* Nil.

b.—Comparative Table of Duties collected, for the Years 1893 to 1902.

YEARS.	IMPORT (exclusive of Opium).	EXPORT (exclusive of Opium).	COAST TRADE (exclusive of Opium).	OPIMUM (Import, Export, and Coast Trade).	TONNAGE.	TRANSIT.	OPIMUM LIKIN.	TOTAL.
	<i>Hk. Tsam.c.c.</i>	<i>Hk. Tsam.c.c.</i>	<i>Hk. Tsam.c.c.</i>	<i>Hk. Tsam.c.c.</i>	<i>Hk. Tsam.c.c.</i>	<i>Hk. Tsam.c.c.</i>	<i>Hk. Tsam.c.c.</i>	<i>Hk. Tsam.c.c.</i>
1893.....	1,268.9.8.0	699.5.7.0	20.6.0.0	1,989.1.5.0
1894.....	2,956.8.9.5	1,282.6.6.5	...	1,237.7.9.3	0.8.0.0	5,478.1.5.3
1895.....	1,475.1.6.1	1,048.0.4.6	...	1,869.2.1.1	4,392.4.1.8
1896.....	1,724.6.9.1	1,036.7.9.2	...	720.4.2.7	4.6.0.0	3,486.5.1.0
1897.....	2,307.3.9.8	1,160.2.8.0	11.8.0.0	3,479.4.7.8
1898.....	3,043.2.7.1	511.7.4.3	18.4.0.0	3,573.4.1.4
1899.....	2,422.8.2.9	491.6.0.8	18.2.0.0	92.1.7.9	...	3,024.8.1.6
1900.....	3,670.6.6.1	379.9.6.2	11.2.0.0	1,258.0.4.1	...	5,319.8.6.4
1901.....	4,483.6.6.6	325.5.4.2	9.4.0.0	1,176.2.4.4	...	5,994.8.5.2
1902.....	2,644.3.4.7	280.2.0.9	4.4.0.0	1,318.8.3.9	...	4,247.7.9.5

B.—SPECIAL TABLES.

TABLE No. 1.—IMPORT TRADE.

Comparative Table of the principal Articles of Import, for the Years 1893 to 1902.

DESCRIPTION OF GOODS.	Classifier of Quantity.	1893.	1894.	1895.	1896.	1897.	1898.	1899.	1900.	1901.	1902.
METALS:—											
Ironware, Unclassed.....	{ Value, Hk. Tk }	3,005	275	306
SUNDRIES:—											
Beans and Peas.....	Piculs.	84	152	220	66	...
Cardamoms, Inferior.....	"	60	86	156	87	14	10	62	11
Dye-stuff.....	{ Value, Hk. Tk }	13,794	19,247	14,274	16,022	27,206	29,364	28,663	45,697	29,573	25,998
Oil, Aniseed.....	Piculs	19	390	64	180	198	356	164	231	556	...
Paints, Assorted.....	{ Value, Hk. Tk }	430	117	64
Pigs.....	No.	117	26	114	36	...
Rice.....	Piculs	5	30	146	3,903	2,549	868
Timber:—											
Beams, Hard-wood, other than Square.....	{ Value, Hk. Tk }	2,087	3,396	2,063	954	775	410	461	2,353	9,940	14,632
Planks, Unclassed.....	"	237	240	137	89	3	4,311	74	542	561	3,346
Piles and Poles, Hard-wood	Pieces	3,827	2,885	4,203	1,324	1,690	243	2,168	2,559	5,167	2,491
Logs, Unclassed.....	{ Value, Hk. Tk }	1,151	1,303	928	442	327	116	319	836	2,458	1,242
Spokes, Hard-wood.....	"	22	64	132	25	22	...	220	136	443	850
Poles, Bamboo.....	"	1,871	1,499	832	540	1,519	1,416	1,317	1,090	900	967
Chopping Boards, Hard-wood.....	"	36	689	857	1,228	1,026	1,725	2,363	1,028	972	218
Sugar Machines, Hard-wood	"	2,002	2,476	1,931	554	339	1,215	805	2,616	887	93
Wine.....	"	724	1,970	316	49

TABLE No. 2.—EXPORT TRADE.

Comparative Table of the principal Articles of Export, for the Years 1893 to 1902.

DESCRIPTION OF GOODS.	Classifier of Quantity.	1893.	1894.	1895.	1896.	1897.	1898.	1899.	1900.	1901.	1902.
NATIVE SUNDRIES:—											
Beans, Salted and Preserved...	Piculs	247	308	209	123	172	156	78	58	61	52
China ware, Coarse.....	"	151	287	259	251	349	172	198	84	70	40
Fire-crackers and Fireworks...	"	88	166	88	119	121	33	50	23	13	8
Iron Pans.....	{ Value, Hk. Tk }	853	1,804	2,088	1,501	3,087	1,147	1,255	586	307	189
Joss Sticks.....	Piculs	160	181	118	166	216	83	89	53	46	16
Molasses.....	"	217	226	19	40	10	15	1
Oil, Ground-nut.....	"	595	918	583	252	246	99	117	54	85	79
" Aniseed.....	"	6	69	9	30

Comparative Table of the principal Articles of Export—Cont^d

DESCRIPTION OF GOODS.	Classifier of Quantity.	1893.	1894.	1895.	1896.	1897.	1898.	1899.	1900.	1901.	1902.
NATIVE SUNDRIES, continued:—											
Opium, Native, Kweichow.....	<i>Piculs</i>	...	61	65	11
" " Szechwan.....	"	20	25
" " Yunnan.....	"	...	1	9	1
Paper, 1st Quality.....	"	22	38	18	21	18	6	8	4	4	1
" 2nd ".....	"	12	25	21	33	34	19	24	6	6	6
" Joss.....	"	44	73	61	81	92	48	47	29	30	19
Pottery, Earthenware.....	"	344	501	510	365	420	216	190	94	58	14
Soy.....	"	112	175	175	211	299	197	166	119	95	126
Sugar, Brown.....	"	113	120	58	8	68	20	48	40	22	8
" White.....	"	402	519	322	292	526	150	171	105	83	14
" Candy.....	"	6	11	9	12	8	3	3	4
Tea, Green.....	"	4	43	49	80	70	5	3	5	2	1
Tobacco, Prepared.....	"	13	18	15	21	30	5	2	1
Turnips, Salted.....	"	60	84	16	17	8	10	8
Vermicelli.....	"	34	57	36	51	51	22	25	11	12	10
FOREIGN GOODS IMPORTED via WEST RIVER OR PAKHOL.											
COTTON GOODS:—											
Shirtings, White.....	<i>Pieces</i>	6	101	116	41	49	12	10	...	6	...
T-Cloths.....	"	35	239	180	124	173	10	24
Turkey Red Cottons.....	"	10	26	23	8	1	2	1
Cotton Yarn, Indian.....	<i>Piculs</i>	90	178	225	57	120	12	9	...	1	...
SUNDRIES:—											
Matches, Japan.....	<i>Gross</i>	186	334	227	348	463	144	1,008	104	50	...
Milk, Condensed, in Tins.....	<i>Dozens</i>	200	419	439	320	112
Oil, Kerosene, American.....	<i>Gallons</i>	2,481	3,910	3,595	2,615	7,400	5,865	10,035	9,220	15,370	13,590
" " Russian.....	"	1,160	830	...	6,000
" " Sumatra.....	"	1,170	2,865	1,030	1,100
Sundries, Unenumerated.....	<i>Value, Hk. Ts.</i>	441	836	610	566	451	114	301	644	8	2

TABLE No. 3.—VALUE OF TRADE.

Comparative Table of the Value of the Trade, for the Years 1893 to 1902.

YEARS.	IMPORTS FROM		EXPORTS TO		TOTAL IMPORTS AND EXPORTS.	RE-EXPORTS.	TREASURE AND COPPER CASH.		TRANSIT TRADE.	
	Foreign Countries.	Native Ports.	Foreign Countries.	Native Ports.			Imported.	Exported.	Inwards.	Outwards.
1893.....	<i>Hk. Ts.</i>	<i>Hk. Ts.</i>	<i>Hk. Ts.</i>	<i>Hk. Ts.</i>	<i>Hk. Ts.</i>	<i>Hk. Ts.</i>	<i>Hk. Ts.</i>	<i>Hk. Ts.</i>	<i>Hk. Ts.</i>	<i>Hk. Ts.</i>
1893.....	28,632	...	16,865	...	45,497
1894.....	108,361	...	44,772	...	153,133
1895.....	41,299	...	49,651	...	90,950
1896.....	68,162	...	43,166	...	111,328
1897.....	83,074	...	25,873	...	108,947
1898.....	120,327	...	14,558	...	134,885
1899.....	74,493	...	11,143	...	85,636	3,656	...
1900.....	123,324	...	9,186	...	132,510	...	438	...	55,825	...
1901.....	156,965	...	7,529	...	164,494	57,572	...
1902.....	70,881	...	6,178	...	77,059	65,263	...

TABLE No. 4.—SHIPPING.

Comparative Table of Shipping, for the Years 1893 to 1902.

a.—Under General Regulations.

YEARS.	ENTERED INWARDS.						CLEARED OUTWARDS.					
	STEAMERS.		SAILING VESSELS.		TOTAL.		STEAMERS.		SAILING VESSELS.		TOTAL.	
	No.	Tons.	No.	Tons.	No.	Tons.	No.	Tons.	No.	Tons.	No.	Tons.
1893.....	428	1,712	428	1,712	310	1,240	310	1,240
1894.....	338	1,352	338	1,352	180	720	180	720
1895.....	353	1,412	353	1,412	148	592	148	592
1896.....	275	1,100	275	1,100	162	648	162	648
1897.....	315	1,260	315	1,260	218	872	218	872
1898.....	368	1,472	368	1,472	183	732	183	732
1899.....	411	1,644	411	1,644	206	824	206	824
1900.....	465	1,860	465	1,860	157	628	157	628
1901.....	468	1,872	468	1,872	147	588	147	588
1902.....	312	1,248	312	1,248	63	252	63	252

b.—Under Inland Steam Navigation Rules.

Nil.

TABLE No. 5.—TREASURE.

Nil.

TABLE No. 6.—PASSENGER TRAFFIC.

Nil.

—MENGTZ TRADE REPORT, FOR THE YEAR 1902.

1°. LOCAL.—The Mengtze trade of 1902 was characterised by intensity more than variety. Border troubles, low exchange, and late rains combined to restrict operations to Tin and Cotton Yarn, the two solid pivots of this frontier's barter trade. Luxuries and most minor articles were curtailed. No failures were reported; but profits and losses must have been balanced within narrow limits. The year opened with the assurance that the reduced frontier Tariff would continue in force at this port. On the 28th January a band of Kwangsi rebels seized and sacked the frontier post of Po-ai, above Po-sê, on the West River, and later on advanced to Kuei-chou (叛朝), burning every village within three stages of Kuang-nan city. What Foreign trade remained on the upper reaches of the West River between Nanning, Po-sê, and Western Kweichow was utterly destroyed. Troops were despatched and extra taxes levied for guarding the south-eastern frontier, but the road to Po-sê has not been yet reopened to caravan traffic. The half million taels worth of Yunnan's Foreign trade by the West River must have shifted to the Red River route. Transport by pack-animals became very scarce in May, owing to the dread of muleteers of being requisitioned for frontier service, and transport by junk ceased entirely from 25th October to 18th November, owing to little flotillas of pirates wrecking and looting junks over the rapids below Manhao. Lawlessness was rampant at all times in the most immediate districts of Hokow, Manhao, Mapai, and Ko-chiu, where soldiers had to be despatched to quell a threatened disturbance amongst local rowdies and gambling-den keepers. Money was plentiful and the French dollar in high favour, owing to the high wages offered by the Yunnan Railway Company for transport, surveying, and building operations. Foodstuffs rose in price one-third higher than four years ago. The continuous fall in the silver exchange limits the Native's buying power, while it inflates our Import values and stimulates in sympathy the output of Tin. The total value of the trade reached *Hk.Tls* 7,375,529, which represents a gain of *Hk.Tls* 560,256 over the 1901 figures, and is evenly divided for the first time between Imports, *Hk.Tls* 3,687,444, and Exports, *Hk.Tls* 3,688,085.

2°. REVENUE.—The collection—*Hk.Tls* 191,003—was only *Hk.Tls* 6,974 lower than that of 1901 after deducting the aggregate amount of surcharge, which was collected at Protocol rate on Imports and Transit goods sent into consumption during the last quarter of the year. Export Duties show an advance of *Hk.Tls* 11,240 over the 1901 figures, on account of the unprecedented amount of Tin remitted abroad. Import Duties and Transit and Tonnage Dues yielded a fair average, while Opium Duty dropped from *Hk.Tls* 35,028 in 1901 to *Hk.Tls* 20,653 in 1902, owing to the disorganised state of the trade with Tonkin.

3°. FOREIGN TRADE.—(a.) Imports.—The value of Foreign Imports—*Hk.Tls* 3,687,444—shows a decline of *Hk.Tls* 61,095 as compared with the 1901 figures. The low exchange ruling at Hongkong forced up the silver values of commodities, but a shrinkage in the actual quantity of arrivals is noticeable under almost every heading. Of the above value, *Hk.Tls* 208,910, or 6 per cent., was contributed by Tonkin, and the balance, or 94 per cent., arrived from Hongkong. Cotton Goods absorbed 72 per cent. of the Import trade, with *Hk.Tls* 2,670,647, against *Hk.Tls* 2,626,642 in 1901. Grey Shirtings fell off 50 per cent.; T-Cloths, 75 per cent.; Turkey Red Cottons, 50 per cent.; and Velvets, 70 per cent. Indian Cotton Yarn, the staple Import,

came up to average, in spite of losses and high prices (84,498 piculs, against 86,547 piculs); the Japanese mills sold 2,157 piculs, against 3,470 piculs in 1901; and the Tonkin spinnings advanced (as was hinted in my previous Report) threefold, with 736 piculs, against 292 piculs in 1901. Woollens and Metals represent 1.40 and 0.60 per cent. respectively of the Import trade, and need not detain us. Sundries contributed 26 per cent., and show a falling off, but most especially in Brass Buttons, Aniline Dyes, Needles, and Japanese Umbrellas. Japan Matches receded from 134,907 to 124,255 gross. American Kerosene Oil nearly doubled the 1901 importation, with 139,785 gallons, against 78,735 gallons. The large amount of Window Glass (2,017 boxes, against 51 boxes) is explained by the 16 new French houses that were built during the year. Prepared Tobacco shows also a large deficit (7,175 piculs, against 11,693 piculs), owing to the increased Transit Dues imposed thereon in Tonkin, which brought the Native crop into better favour. It is interesting to watch how the incidence of the Tonkin Transit Dues and various Customs charges affects Yunnan trade with the coast. The following scale of Dues levied by Tonkin on Yunnan Transit cargo was furnished me by three of the principal firms of this port:—

	<i>Mengtsz</i>	<i>Tts.</i>
Shirtings, Grey	Per piece	0.2.6.3
Cotton Lastings, 60 by 31	"	0.5.3.9
" " 60 by 42	"	1.7.4.0
Cotton Yarn, Fine	Per picul	0.8.7.9
" " Coarse	"	0.7.6.9
Long Ells	Per piece	0.4.6.8
Oil, Kerosene, American	Per case	0.3.5.0

The value of Foreign goods imported at Hokow was *Hk.Tts.* 150,235, against *Hk.Tts.* 103,862 in 1901, the gain being due to the importation of Stores (*Hk.Tts.* 32,000), Furniture (*Hk.Tts.* 8,000), and Wines (*Hk.Tts.* 5,000) for the use of the Railway Administration.

(b.) *Exports.*—The value of Native Exports—*Hk.Tts.* 3,688,085—exceeded that for 1901 by *Hk.Tts.* 621,151. 92 per cent. of the Export trade was with Hongkong, and 8 per cent. with Tonkin. Tin in Slabs, the leading article of export that goes to pay for nearly the whole of the Foreign goods bought at Hongkong, covered 90 per cent. of the Export trade, against 80 per cent. in 1901; Opium followed with 7 per cent., against 17 per cent.; and Sundries remained stationary with a share of 3 per cent. The shipments of Tin—63,636 piculs, valued *Hk.Tts.* 3,317,808—exceeded the 1901 export, which was the largest on record, by 13,804 piculs, valued *Hk.Tts.* 860,263. The price at the mines was steady throughout the year at *Tts.* 52 per picul, or about the same as in 1901, and only in one case a demand for a cheque remittance on Hongkong at par instead of Tin arose towards the end of the year. Yunnan goods most in demand in Tonkin were, as usual, Samshu, Potatoes, Vermicelli and Macaroni, Brown Sugar, Iron Nails, and Prepared Tobacco. Of Pu-êrh Tea (2,547 piculs, against 1,998 piculs), nine-tenths were for Hongkong and the balance for Tonkin. The value of Exports from Hokow totalled *Hk.Tts.* 6,943, against *Hk.Tts.* 7,363 in 1901.

(c.) *Re-exports.*—*Nil.*

4°. COAST TRADE.—*Nil.*

5°. INLAND TRANSIT.—(a.) *Inwards.*—*Hk.Tts.* 3,234,230, or 88 per cent. of the Imports, went inland, under 48,116 Transit Passes, against *Hk.Tts.* 3,034,910, covered by 48,903 Passes, during the previous year. The French flag shared for the first time in the Transit business, with *Hk.Tts.* 391, and 521 Passes, as a result of the good connexions opened at Yunnan-fu by the agent of the Compagnie Lyonnaise Indo-Chinoise at Mengtsz. Tonkin Cotton Yarn

found thus a market in the busy Hsin-hsing district, Yün-nan-fu, and as far as Pu-an in Western Kweichow. The share taken in this port's Transit trade by Yunnan, Western Kweichow, and Southern Szechwan was 84, 13, and 3 per cent., against 89, 9, and 2 per cent. respectively in 1901, showing an advance in the volume of transactions with Kweichow, which is explained by the total destruction of its trade with Nanning *via* Po-sé.

(b.) *Outwards.*—*Nil.*

6°. SHIPPING.—Junkowners faréd badly in 1902. The number of junks reporting at Hokow increased from 573 to 737, and their carrying capacity, from 1,472 to 1,800 tons; but the total number of their entries and clearances declined one-third, from 10,549, with 28,191 tons, to 7,574, with 21,742 tons, the traffic being much reduced by the difficulty of obtaining boatmen, by the diminished quantity of arrivals, and by lawlessness on the river below Manhao. No junks ascended from Hokow between the 25th October and the 18th November. Men affiliated to the secret society of the 三點會, and Kwangsi marauders filtering up river through Lungchow, mixed themselves amongst the gangs of boatmen and cut the tow-ropes over the rapids, on several occasions, for the purpose of wrecking the junk and looting the cargo. 66 junks in all, or 9 per cent., were lost by wreck during the year. The total number of pack-animals which reported at the Custom House with Import, Export, and Transit cargo were 236,724, against 234,529 in 1901, a gain of 2,095.

7°. PASSENGER TRAFFIC.—No remarks.

8°. TREASURE.—Tonkin Dollars to the value of *Hk.Fts.* 234,599 were put in circulation by the French in erecting new buildings for the railway staff, the hospital, and the post office. Tonkin Dollars are here at a premium of 3 per cent. over Hongkong Dollars, and are accepted all along the Tonkin border from Po-sé to Yün-nan-fu, but not beyond.

9°. OPIUM.—(a.) *Foreign.*—*Nil.*

(b.) *Native.*—1,032 piculs of Yunnan Opium passed through our books during the year under review, against 1,751 piculs in 1901. The shortage of 719 piculs is accounted for by the refusal of dealers, it is said, to accept payment on the outturn of the drug after boiling at the discretion of the contractor appointed by the Tonkin *Régie*. The removal of the contractor, and a change of policy on the part of the Tonkin *Régie* since the new *régime*, led to a revival of the trade towards the end of the year. Out of the total shipments, 288 piculs were declared for Laokai, 649 piculs for Hokow, 7.50 piculs *via* Mapai, 53 piculs *via* San-mêng and Wang-pu-tien districts, and 23 piculs for Kwangchowwan. Hopes are entertained that, since the blocking of the West River route by the Kwangsi rebels, Opium for consumption in Kwangsi, Kwangtung, and Hainan may be sent through Tonkin with great benefit to traders and Revenue. It is expected that at least 2,000 piculs of the drug will be exported to Tonkin, Kwangchowwan, and Pakhoi, and to that end a *bouillierie*, or Opium-boiling establishment, is intended to be opened at Mengtsz, for the purpose of keeping a large stock of the drug always on hand, instead of buying it piecemeal and preparing it according to the limited demand of consumers in Cochin China. Owing to the prolonged drought during the first half of the year a seven-tenths crop was reported in the northern and western districts, and prices for new Opium ranged from *Fts.* 14 to *Fts.* 16 per 100 ounces at the place of production, *Fts.* 17 in the Yün-nan-fu market, and *Fts.* 23 at Mengtsz.

10°. MISCELLANEOUS.—The year 1902 marked an epoch of great activity on the part of the French in this province. On the 16th January the three-arched bridge spanning the Nan-hsi River between Laokai and Hokow, and costing about \$200,000, was opened to traffic by the Governor General of Indo-China, Mr. DOUMER, in the presence of many French officials and the Taotai of Mengtsz. A compound of 13 new bungalows enclosed by a mud wall was

completed at Mengtsz in September, to accommodate the staff and offices of the "Société de construction des Chemins de Fer du Yunnan." A French hospital, containing 20 beds, and a French post office were erected outside the East Gate of Mengtsz. A new building was also provided for the French post office inside the city of Yün-nan-fu. Schools for teaching elementary French and arithmetic were opened by the local authorities at Yün-nan-fu and at Mengtsz, to provide suitable hands for railway employment; two French teachers were engaged for the former but none for the latter school. The Anglo-French Mining Syndicate of Yunnan, after eight months negotiations successfully carried through by Mr. Consul General EMILE ROCHER, obtained mining rights in seven districts, comprising copper, iron, coal, gold, silver, platinum, nickel, tin, petroleum, precious stones, and quicksilver. The company have power to demand an exchange of districts if these are not found to be valuable, and may construct railways, roads, and canals for the working of the mines. The concession is valid for a term of 60 years, and may be extended by 25 years, sold, or transferred. An "École des Mines" is to be opened at Yün-nan-fu. The concession was ratified in August by the Ministers of England and France at Peking. After spending 2,000,000 francs for the re-survey of the Hsin-hsien Valley, the Yunnan Railway Company decided in December to survey the more direct route for the ascent of the railway line from Laokai to Mengtsz by the Nan-hsi Valley. The new route ascends rapidly from Laokai, traverses open, inhabited, and picturesque valleys, passes 6 kilomètres north of Mengtsz town, and continues to Yün-nan-fu by A-mi-chou. A new *route de service* is to be opened along the Nan-hsi Valley, the one along the Hsin-hsien Valley, which was repaired during the summer, having been abandoned. WEI KUANG-T'AO, Governor General of Yunnan and Kweichow, was transferred to the Liang Kiang viceroyalty on the last day of the year. He purified the provincial administration with a firm hand, opened a college for teaching Western sciences and arts at Yün-nan-fu, and sent 10 Yunnanese youths of the degree of *hsiu-ts'ai* to Japan for a course of study. Bands of Kwangsi rebels, armed with repeating rifles and smokeless powder, gave great trouble throughout the year on the Kuang-nan border, but were eventually driven away. In October they made a raid into the Hsing-i (興義) district, in Western Kweichow, took the town, killed the Magistrate, and carried off about 300 women, 200 of whom were recaptured by the Government troops sent in pursuit. The news spread great alarm in Kweichow and Yunnan, and train-bands were hastily raised in the principal frontier districts. 23 postal offices and agencies were functioning at the end of the year in the Mengtsz district. The courier lines extend for about 1,500 English miles, and connect Yunnan with Burma, Chungking, Kuei-yang, Po-sê, Szemao, and Laokai. The Franco-Chinese Postal Arrangement came into force on the 12th August, and works satisfactorily.

O. TIBERII,

Assistant-in-Charge.

MENGTSZ, 27th January 1903.

**MENGTSZ TRADE RETURNS,
FOR THE YEAR 1902.**

A.—GENERAL TABLES.

TABLE No. I.—REPORTS TO THE CUSTOMS.

1°. Number and Tonnage of Vessels (Junks) Entered and Cleared under each Flag,
for the Year ended 31st December 1902.

a.—Under General Regulations.

FLAG.	ENTERED INWARDS.		CLEARED OUTWARDS.		TOTAL ENTERED AND CLEARED.	
	No.	Tons.	No.	Tons.	No.	Tons.
Chinese	3,798	10,905	3,776	10,837	7,574	21,742

b.—Under Inland Steam Navigation Rules.

Nil.

2°. Number of Mules and Ponies, carrying on the average 120 Catties per Head, reported at the Custom House, Mengtsz, with Import, Export, and Transit Merchandise, for the Year ended 31st December 1902.

	MARCH QUARTER.	JUNE QUARTER.	SEPTEMBER QUARTER.	DECEMBER QUARTER.	TOTAL.
Import.....	22,581	27,825	21,298	17,198	88,902
Export.....	20,596	17,338	6,858	20,180	64,972
Transit.....	21,451	25,502	20,325	15,572	82,850
TOTAL.....	64,628	70,665	48,481	52,950	236,724

TABLE No. II.—GROSS AND NET VALUES OF THE TRADE OF MENGTSZ,
1900 TO 1902.

	1900.		1901.		1902.	
	NET VALUES.	GROSS VALUES.	NET VALUES.	GROSS VALUES.	NET VALUES.	GROSS VALUES.
	<i>Hk. Ts</i>	<i>Hk. Ts</i>	<i>Hk. Ts</i>	<i>Hk. Ts</i>	<i>Hk. Ts</i>	<i>Hk. Ts</i>
FOREIGN GOODS.						
Imported from Foreign Countries and Hongkong.....	2,963,242		3,748,339		3,687,444	
Imported from Chinese Ports	
Total Foreign Imports.....		2,963,242		3,748,339		3,687,444
Re-exported to Foreign Countries and Hongkong	
Re-exported to Chinese Ports.....	
Total Foreign Re-exports.....	
Net Total Foreign Imports.....	2,963,242		3,748,339		3,687,444	
NATIVE PRODUCE.						
Imported.....	
Re-exported to Foreign Countries.....	
Re-exported to Chinese Ports.....	
Total Native Re-exports	
Net Total Native Imports.....	
Native Produce of local origin Exported to Foreign Countries	2,439,088		3,066,934		3,688,085	
Native Produce of local origin Exported to Chinese Ports.....	
Total Exports of local origin....		2,439,088		3,066,934		3,688,085
Gross Value of the Trade of the Port.....		5,402,330		6,815,273		7,375,529
Net Value of the Trade of the Port, i.e., Foreign and Native Imports less Re-exports, and Native Exports of local origin.....	5,402,330		6,815,273		7,375,529	

TABLE No. III.—TRADE IN FOREIGN GOODS.—Imports and Re-exports.

DESCRIPTION OF GOODS.	Classifier of Quantity.	IMPORTS FROM FOREIGN COUNTRIES AND HONGKONG.		IMPORTS FROM CHINESE PORTS.		RE-EXPORTS TO FOREIGN COUNTRIES AND HONGKONG.		RE-EXPORTS TO CHINESE PORTS.		NET TOTAL IMPORTS.	
		Quantity.	Value.	Quantity.	Value.	Quantity.	Value.	Quantity.	Value.	Quantity.	Value.
COTTON GOODS:—											
Shirtings, Grey, Plain.....	Pieces	16,986	51,257	16,986	51,257
" White, ".....	"	2,340	8,109	2,340	8,109
T-Cloths, 32 inches.....	"	4,347	9,628	4,347	9,628
" 36 ".....	"	1,408	4,199	1,408	4,199
Chintzes and Furnitures.....	"	583	2,027	583	2,027
Turkey Red Cambrics.....	"	3,197	3,106	3,197	3,106
Cotton Lastings, Plain and } Figured.....	"	7,394	87,421	7,394	87,421
Velvets.....	"	1,272	10,761	1,272	10,761
Velveteens.....	"	21	224	21	224
Cambrics.....	"	76	428	76	428
Handkerchiefs.....	Dozens	5	5	5	5
" Japanese.....	"	1	1	1	1
Towels.....	"	463	370	463	370
" Japanese.....	"	2,488	1,959	2,488	1,959
Cotton Flannel.....	Pieces	258	1,409	258	1,409
" Japanese.....	"	32	320	32	320
" Goods, Unclassed.....	Value	...	4,945	4,945
" Yarn, Indian.....	Piculs	84,498	2,381,148	84,498	2,381,148
" " Tonkin.....	"	736	20,736	736	20,736
" " Japanese.....	"	2,157	75,521	2,157	75,521
" Cord and Thread.....	"	49	7,073	49	7,073
WOOLLEN GOODS:—											
Camlets, English.....	Pieces	108	1,500	108	1,500
Lastings.....	"	12	252	12	252
Long Ells.....	"	5,118	34,895	5,118	34,895
Spanish Stripes.....	"	114	2,730	114	2,730
Cloth, Broad, Medium, } Habit, and Russian.....	"	120	4,832	120	4,832
Lustres and Orleans, Figured.....	"	46	687	46	687
Blankets.....	Pairs	873	4,048	873	4,048
Woollen Goods, Unclassed.....	Value	...	371	371
" Yarn and Cord.....	Piculs	43	4,991	43	4,991
METALS:—											
Ironware, Unclassed.....	Piculs	625	2,807	625	2,807
Steel.....	"	146	1,215	146	1,215
Metals, Unclassed.....	"	12	152	12	152
SUNDRIES:—											
Betel-nuts.....	Piculs	75	922	75	922
Bicho de Mar, Black.....	"	282	23,264	282	23,264
Birds Nests, 1st Quality.....	Catties	104	3,820	104	3,820
" " 2nd ".....	"	9	180	9	180
" " 3rd ".....	"	27	184	27	184
Braid, Llana.....	Pkgs.	5,052	4,040	5,052	4,040
Buttons, Brass.....	Gross	8,430	3,765	8,430	3,765
China-ware, Fine.....	Piculs	77	1,594	77	1,594
" Coarse.....	"	282	2,630	282	2,630
Cinnamon.....	"	6	3,557	6	3,557
Clocks.....	Pieces	383	1,910	383	1,910
Cloth, Native (Nankeens).....	Piculs	2,208	169,390	2,208	169,390

SUMMARY.

IMPORTS from Hongkong.....	<i>Hk. Tk</i>	3,478,534
" " Cochin China, Tonkin, and Annam.....	" "	208,910
Total from Foreign Countries.....	————— <i>Hk. Tk</i>	3,687,444
TOTAL FOREIGN IMPORTS	————— <i>Hk. Tk</i>	3,687,444

TABLE No. IV.—TRADE IN NATIVE PRODUCE.—Imports and Re-exports.

Nil.

TABLE No. V.—TRADE IN NATIVE PRODUCE.—Exports and Re-exports.

DESCRIPTION OF GOODS.	Classifier of Quantity.	EXPORTS TO FOREIGN COUNTRIES.		EXPORTS TO HONGKONG.		EXPORTS TO CHINESE PORTS.		TOTAL RE-EXPORTS TO FOREIGN COUNTRIES, HONGKONG, AND CHINESE PORTS.		TOTAL EXPORTS (including Re-exports).	
		Quantity.	Value.	Quantity.	Value.	Quantity.	Value.	Quantity.	Value.	Quantity.	Value.
			<i>Hk. Ts</i>		<i>Hk. Ts</i>		<i>Hk. Ts</i>		<i>Hk. Ts</i>		<i>Hk. Ts</i>
Beans, White and Yellow.....	<i>Piculs</i>	115	307	115	307
China-root.....	"	1	18	73	1,119	74	1,137
Cloth, Native (Nankeens).....	"	51	3,738	51	3,738
Dye-yams.....	"	461	461	3,363	3,363	3,824	3,824
Feathers, Duck, Fowl, etc.....	"	3	22	54	319	57	341
Fungus.....	"	43	493	43	493
Ground-nuts.....	"	144	414	144	414
Hams.....	"	20	214	28	255	48	469
Hartall.....	"	351	2,106	351	2,106
Hides, Cow and Buffalo.....	"	195	1,279	113	795	308	1,984
Honey.....	"	37	379	37	379
Horns, Cow and Buffalo.....	"	4	39	251	2,201	255	2,240
Iron, Manufactured.....	"	64	363	64	363
" Nails.....	"	102	1,017	102	1,017
" Pans.....	"	62	360	62	360
Marble Slabs.....	"	5	80	67	403	72	483
Medicines.....	<i>Value</i>	...	1,064	...	4,782	5,846
Oil, Ground-nut.....	<i>Piculs</i>	8	135	8	135
Opium, Native, Yunnan.....	"	1,032	264,777	1,032	264,777
" " " Boiled.....	<i>Catties</i>	7	30	7	30
Paper, Joss.....	<i>Piculs</i>	14	384	14	384
Potatoes.....	"	1,263	2,206	1,263	2,206
Provisions and Vegetables.....	"	169	583	169	583
Sanshu.....	"	1,873	11,192	1,873	11,192
Soy.....	"	157	920	157	920
Sugar, Brown.....	"	791	2,342	791	2,342
" White.....	"	34	283	34	283
Tea, Black, P'u-erh.....	"	244	4,022	2,303	36,845	2,547	40,867
Tin, in Slabs.....	"	6	290	63,630	3,317,518	63,636	3,317,808
Tobacco, Prepared.....	"	73	1,735	73	1,735
Vermicelli and Macaroni.....	"	275	2,007	275	2,007
Wax, White.....	"	...	27	198	11,881	198	11,908
" Yellow.....	"	...	12	36	1,070	36	1,082
Sundries, Unenumerated.....	<i>Value</i>	...	3,897	...	428	4,325
TOTAL.....	<i>Hk. Ts</i>	...	304,597	...	3,383,488	3,688,085

SUMMARY.

To—	EXPORTS.		RE-EXPORTS.		TOTAL EXPORTS AND RE-EXPORTS.	
	<i>Hk. Ts</i>	<i>Hk. Ts</i>	<i>Hk. Ts</i>	<i>Hk. Ts</i>	<i>Hk. Ts</i>	<i>Hk. Ts</i>
Cochin China, Tonkin, and Annam..	304,597	304,597	...
Hongkong.....	3,383,488	3,383,488	...
Total to Foreign Countries.....	3,688,085	3,688,085	...
GRAND TOTAL.....	3,688,085	3,688,085	...

TABLE No. VI.—TRANSIT TRADE.

a.—Table showing the Destinations of the various Goods forwarded under Transit Passes to the Interior during the Year 1902.

DESCRIPTION OF GOODS.	Classifier of Quantity.	YUNNAN.		KWEICHOW.		SZECHWAN.		TOTAL.	
		Quantity.	Value.	Quantity.	Value.	Quantity.	Value.	Quantity.	Value.
COTTON GOODS:—									
			<i>Hk. Pcs.</i>		<i>Hk. Pcs.</i>		<i>Hk. Pcs.</i>		<i>Hk. Pcs.</i>
Shirtings, Grey, Plain.....	<i>Pieces</i>	15,102	45,560	462	1,423	5	16	15,569	46,999
" White, ".....	"	285	1,015	285	1,015
T-Cloths, 32 inches.....	"	3,596	7,776	13	29	24	53	3,633	7,858
" 36 ".....	"	1,974	5,868	72	212	2,046	6,080
Chintzes and Furnitures.....	"	424	1,456	14	74	438	1,530
Turkey Red Cambrics.....	"	506	621	32	45	538	666
Cotton Lastings, Plain and } Figured.....	"	5,262	58,014	292	3,725	6	60	5,560	61,799
Velvets.....	"	830	7,071	59	509	5	43	894	7,623
Cotton Goods, Unclassed.....	<i>Value</i>	...	5,300	...	353	5,653
" Yarn, Indian.....	<i>Piculs</i>	67,960	1,920,579	13,393	380,221	3,164	89,265	84,517	2,390,065
" " Tonkin.....	"	646	18,460	24	724	670	19,184
" " Japanese.....	"	1,479	51,028	370	13,127	165	5,858	2,014	70,013
WOOLLEN GOODS:—									
Camlets, English.....	<i>Pieces</i>	103	1,442	103	1,442
Long Ells.....	"	3,261	22,169	145	988	6	41	3,412	23,198
Spanish Stripes.....	"	68	1,648	1	24	69	1,672
Cloth, Broad, Medium, Habit, } and Russian.....	"	66	2,591	1	36	67	2,627
Blankets.....	<i>Pairs</i>	1	3	1	3
Woolen Yarn and Cord.....	<i>Piculs</i>	20	2,258	20	2,258
SUNDRIES:—									
Bicho de Mar, Black.....	<i>Piculs</i>	208	14,415	4	403	4	165	216	14,985
Braid, Llana.....	<i>Packages</i>	1,463	1,170	1,463	1,170
Buttons, Brass.....	<i>Gross</i>	850	383	850	383
Cloth, Native (Nankeens).....	<i>Piculs</i>	1,459	112,406	64	4,901	10	750	1,533	118,057
Cuttle-fish.....	"	316	7,128	12	297	7	154	335	7,579
Dyes, Aniline.....	<i>Value</i>	...	4,378	...	50	4,428
Lamps and Lampware.....	<i>Pieces</i>	12,925	8,607	130	98	13,055	8,705
Looking-glasses and Mirrors..	"	2,108	1,208	89	40	2,197	1,248
Medicines.....	<i>Value</i>	...	8,395	...	456	8,851
Needles.....	<i>Mille</i>	11,210	3,579	50	16	11,260	3,595
Oil, Kerosene, American.....	<i>Gallons</i>	94,830	42,470	200	91	100	45	95,130	42,606
Paper, 1st Quality.....	<i>Piculs</i>	672	15,165	61	1,223	12	243	745	16,631
Prawns and Shrimps, Dried..	"	93	2,809	1	36	94	2,845
Sandalwood.....	"	688	7,554	21	228	17	191	726	7,973
Sharks Fins.....	"	18	2,563	18	2,563
Tobacco, Prepared.....	"	8,391	205,227	52	1,359	7	209	8,449	206,795
Umbrellas, Japanese.....	<i>Pieces</i>	10,518	7,707	106	156	30	17	13,964	7,880
Vermilion.....	<i>Piculs</i>	28	3,108	28	3,108
Wood, Coffin.....	<i>Pieces</i>	21,511	48,746	117	280	14	164	21,642	49,190
Sundries, Unenumerated.....	<i>Value</i>	...	75,561	...	290	...	104	...	75,955
TOTAL.....	<i>Hk. Pcs.</i>	2,725,438	411,478	97,314	3,234,230

b.—Table showing the Provinces from which Native Goods were brought under Transit Passes during the Year 1902.

Nil.

c.—Table showing the Number of Passes issued for, and the Amount of Duties collected on, Foreign Goods forwarded to the Interior under Transit Passes, as divided between the various Nationalities, during the Year 1902.

QUARTER.	FRENCH.		CHINESE.		TOTAL.	
	No. of Passes.	Transit Dues.	No. of Passes.	Transit Dues.	No. of Passes.	Transit Dues.
		<i>Hk. Pim.c.c.</i>		<i>Hk. Pim.c.c.</i>		<i>Hk. Pim.c.c.</i>
1st quarter.....	56	68.5.0.0	11,281	11,263.3.2.7	11,337	11,331.8.2.7
2nd ".....	117	111.5.2.3	14,268	12,026.6.6.8	14,385	12,138.1.9.1
3rd ".....	273	159.7.9.7	11,135	9,753.3.1.8	11,408	9,913.1.1.5
4th ".....	75	50.8.9.3	10,961	8,538.6.5.7	11,036	8,589.5.5.0
TOTAL.....	521	390.7.1.3	47,645	41,581.9.7.0	48,166	41,972.6.8.3

d.—Table showing the Number of Passes surrendered for, and the Amount of Duties collected on, Native Goods brought from the Interior under Transit Passes, as divided between the various Nationalities, during the Year 1902.

Nil.

TABLE No. VII.—DUTIES.

a.—Duties paid under each Flag, for the Year ended 31st December 1902.

FLAG.	IMPORT.	EXPORT.	COAST TRADE.	TONNAGE.	TRANSIT.	OPIUM LIKIN.	TOTAL.
	<i>Hk. Tsam.c.c.</i>	<i>Hk. Tsam.c.c.</i>	<i>Hk. Tsam.c.c.</i>	<i>Hk. Tsam.c.c.</i>	<i>Hk. Tsam.c.c.</i>	<i>Hk. Tsam.c.c.</i>	<i>Hk. Tsam.c.c.</i>
French	390.7.1.3
Chinese	74,685.4.9.3	53,326.8.6.3	...	263.2.0.0	41,581.9.7.0	...	170,248.2.3.9
On Opium.....	...	20,652.5.6.4	102.1.3.8*	20,754.7.0.2
TOTAL.....	74,685.4.9.3	73,979.4.2.7	...	263.2.0.0	41,972.6.8.3	102.1.3.8	191,002.9.4.1†

† No Drawbacks marked for cash payment during the year, to be deducted from this total.....*Hk. Tsam.c.c.* Nil.

* Collected in lieu of Inland Dues on Native Opium.

b.—Comparative Table of Duties collected, for the Years 1893 to 1902.

YEARS.	IMPORT (exclusive of Opium).	EXPORT (exclusive of Opium).	COAST TRADE (exclusive of Opium).	OPIUM (Import, Export, and Coast Trade).	TONNAGE.	TRANSIT.	OPIUM LIKIN.	TOTAL.
	<i>Hk. Tsam.c.c.</i>	<i>Hk. Tsam.c.c.</i>	<i>Hk. Tsam.c.c.</i>	<i>Hk. Tsam.c.c.</i>	<i>Hk. Tsam.c.c.</i>	<i>Hk. Tsam.c.c.</i>	<i>Hk. Tsam.c.c.</i>	<i>Hk. Tsam.c.c.</i>
1893.....	34,236.9.6.3	28,129.6.9.1	...	7,229.1.3.8	105.8.0.0	18,618.0.0.1	...	88,319.5.9.3
1894.....	27,367.6.9.2	32,029.2.7.4	...	12,742.0.8.9	134.5.0.0	16,547.7.5.3	...	88,821.3.0.8
1895.....	36,061.1.6.0	35,003.4.5.9	...	12,066.8.5.0	142.1.0.0	20,829.6.8.7	...	104,103.2.5.6
1896.....	35,367.8.7.1	28,292.0.9.8	...	8,139.0.8.4	166.0.0.0	23,231.9.5.2	...	95,197.0.0.5
1897.....	44,778.2.5.5	34,765.0.1.6	...	10,519.3.3.1	209.7.0.0	26,798.2.6.1	...	117,070.5.6.3
1898.....	50,427.3.2.5	38,496.4.0.3	...	12,249.3.2.9	244.0.0.0	31,656.2.2.9	...	133,073.2.8.6
1899.....	77,893.7.7.7	37,774.2.5.2	...	19,276.6.6.9	296.0.0.0	44,516.4.9.6	141.0.2.6*	179,898.2.2.0
1900.....	69,856.6.9.8	39,762.3.8.5	...	28,537.4.1.8	280.3.0.0	40,669.3.2.8	32.6.1.5*	179,138.7.4.4
1901.....	99,151.6.6.5	42,086.4.4.9	...	35,027.5.1.5	290.6.0.0	47,615.2.4.7	14.1.8.8*	224,185.6.6.4
1902.....	74,685.4.9.3	53,326.8.6.3	...	20,652.5.6.4	263.2.0.0	41,972.6.8.3	102.1.3.8*	191,002.9.4.1

* Collected in lieu of Inland Dues on Native Opium.

B.—SPECIAL TABLES.

TABLE No. I.—IMPORT TRADE.

Comparative Table of the principal Articles of Import, for the Years 1893 to 1902.

DESCRIPTION OF GOODS.	Classifier of Quantity.	1893.	1894.	1895.	1896.	1897.	1898.	1899.	1900.	1901.	1902.
COTTON GOODS:—											
Shirtings, Grey, Plain	<i>Pieces</i>	4,381	6,640	8,850	8,880	16,994	11,769	25,143	16,201	33,086	16,986
" White, "	"	359	399	318	404	504	402	1,195	1,073	819	2,340
T-Cloths	"	9,299	12,896	10,021	13,918	15,170	10,728	25,027	16,024	15,793	5,755
Chintzes and Furnitures	"	100	722	10	204	320	305	644	3,849	319	583
Turkey Red Cambrics	"	1,649	1,418	1,502	1,800	1,556	1,346	6,595	2,516	6,000	3,197
Cotton Lastings, Plain and } Figured	"	2	6	93	228	626	148	3,364	7,691	9,881	7,394
Velvets	"	1,352	663	1,215	1,424	1,129	682	2,058	2,254	4,014	1,272
Towels	<i>Dozens</i>	1,793	597	154	1,603	604	1,218	2,448	1,180	3,052	2,951
Cotton Yarn, Indian	<i>Piculs</i>	48,964	28,221	50,580	46,361	57,144	63,399	97,273	72,561	86,547	84,498
" Tonkin	"	272	736
" Japanese	"	2,392	6,349	9,172	4,298	3,471	2,157
WOOLLEN GOODS:—											
Canulets, English	<i>Pieces</i>	558	235	214	198	107	192	307	165	503	108
Long Ells	"	3,981	1,635	2,836	3,451	5,458	3,722	11,103	12,172	11,273	5,118
Spanish Stripes	"	267	317	414	344	190	474	642	383	674	114
Cloth, Broad, Medium, Habit, } and Russian	"	162	93	12	155	58	145	268	419	225	120
Blankets	<i>Pairs</i>	109	72	40	224	429	376	1,841	2,589	1,387	873
Woollen Yarn and Cord	<i>Piculs</i>	...	1	...	17	15	12	73	73	85	43
SUNDRIES:—											
Bicho de Mar, Black	<i>Piculs</i>	125	235	167	198	240	313	446	100	521	282
Braid, Llana	<i>Pkgs.</i>	810	2,940	2,620	680	6,835	8,154	5,717	5,052
Buttons, Brass	<i>Gross</i>	8,360	10,841	170	5,050	10,863	4,382	3,362	20,577	26,328	8,430
Chinaware	<i>Piculs</i>	44	23	27	24	194	309	461	525	767	359
Cloth, Native (Nankeens)	"	46	146	180	426	716	862	1,531	1,300	1,826	2,208
Cuttle-fish	"	98	410	157	168	662	170	377	188	745	319
Dyes, Aniline	<i>Value, Hk. Pcs.</i>	1	4,491	426	575	9,431	4,912	11,468	43,091	16,757	6,671
Lamps and Lampware	"	2,323	4,489	1,103	702	6,695	5,729	12,744	11,797	11,343	21,495
Lichees, Dried	<i>Piculs</i>	368	285	67	141	151	743	166	46	1,085	318
Looking-glasses and Mirrors	<i>Pieces</i>	1,208	2,407	526	1,270	1,025	2,774	13,249	11,751	5,479	10,073
Matches, Wood, Japan	<i>Gross</i>	4,913	8,471	13,822	20,959	34,407	50,826	113,555	103,308	134,907	124,255
Medicines	<i>Value, Hk. Pcs.</i>	5,611	8,450	3,040	5,635	4,842	8,000	13,343	9,638	18,481	22,740
Needles	<i>Mille</i>	640	10,920	730	3,710	9,354	4,561	21,490	17,390	40,120	16,660
Oil, Kerosene, American	<i>Galls.</i>	3,590	5,645	7,040	7,720	8,250	22,440	22,225	36,375	78,735	139,785
Paper, 1st Quality	<i>Piculs</i>	140	1,546	585	1,084	741	925	1,438	1,176	976	887
" Joss	"	64	98	105	131	179	75	61	68	247	233
Prawns and Shrimps, Dried	"	153	145	75	74	88	125	153	146	103	161
Sandalwood	"	451	437	92	643	565	447	501	279	310	840
Seaweed, Japan	"	90	199	36	151	...	53	297	74	277	78
Sharks Fins	"	12	30	12	28	64	51	75	31	28	20
Silk Piece Goods	"	6	8	2	7	7	4	16	43	47	37
Tobacco, Prepared	"	5,892	8,949	10,396	8,103	8,373	8,162	5,734	11,239	11,693	7,175
Umbrellas	<i>Pieces</i>	3,652	7,065	688	3,730	12,451	11,039	32,355	29,007	37,364	20,702
Vermilion	<i>Piculs</i>	26	24	1	54	43	30	75	42	65	35
Wood, Coffin	<i>Pieces</i>	22,412	21,310	25,673	25,359	23,150	22,968	17,449	23,226	27,027	22,735

TABLE No. 2.—EXPORT TRADE.

Comparative Table of the principal Articles of Export, for the Years 1893 to 1902.

DESCRIPTION OF GOODS.	Classifier of Quantity.	1893.	1894.	1895.	1896.	1897.	1898.	1899.	1900.	1901.	1902.
Beans, White and Yellow.....	Piculs	193	110	249	535	514	238	380	152	150	115
China-root.....	"	14	13	11	...	35	74	112	136	235	74
Cloth, Native (Nankeens).....	"	9	23	43	39	27	50	69	14	53	51
Dye-yams.....	"	3,356	1,552	8,054	8,752	6,227	3,824
Fungus.....	"	10	1	9	1	6	118	211	46	23	43
Hams.....	"	31	63	47	89	172	89	151	108	77	48
Hides, Cow and Buffalo.....	"	67	106	161	352	205	614	349	142	124	308
Horns, ".....	"	483	251	23	133	266	369	58	48	38	255
Iron, Manufactured.....	"	80	124	105	138	61	133	99	58	65	64
" Nails.....	"	32	23	93	85	150	123	173	116	146	102
" Pans.....	"	65	169	196	265	276	305	275	164	30	62
Marble Slabs.....	"	59	131	72	65	78	127	79	98	63	72
Medicines.....	{ Value, Hk. Ts }	3,668	2,640	4,920	3,666	7,457	11,603	14,726	4,394	10,184	5,846
Oil, Ground-nut.....	Piculs	357	230	273	302	817	336	357	240	37	8
Opium, Native, Yunnan.....	"	361	638	603	407	525	611	964	1,427	1,751	1,032
Potatoes.....	"	88	111	423	607	589	521	896	878	1,542	1,263
Samshu.....	"	825	195	306	1,757	2,806	1,823	1,705	1,427	1,717	1,873
Soy.....	"	144	108	200	157	254	144	160	117	126	157
Sugar, Brown.....	"	631	224	246	642	1,835	1,135	851	656	836	791
Tea, Black, P'u-erh.....	"	2,044	1,220	2,276	1,033	898	1,302	1,943	1,111	1,948	2,547
Tin, in Slabs.....	"	32,306	39,355	40,801	33,827	41,602	45,914	43,146	48,710	50,831	63,636
Vermicelli and Macaroni.....	"	224	158	460	547	991	350	547	355	252	275
Wax, White.....	"	...	44	37	217	156	246	203	95	84	198

TABLE No. 3.—VALUE OF TRADE.

Comparative Table of the Value of the Trade, for the Years 1893 to 1902.

YEARS.	IMPORTS FROM		EXPORTS TO		TOTAL IMPORTS AND EXPORTS.	RE-EXPORTS.	TREASURE AND COPPER CASH.		TRANSIT TRADE.	
	Foreign Countries.	Native Ports.	Foreign Countries.	Native Ports.			Imported.	Exported.	Inwards.	Outwards.
	Hk. Ts	Hk. Ts	Hk. Ts	Hk. Ts	Hk. Ts	Hk. Ts	Hk. Ts	Hk. Ts	Hk. Ts	Hk. Ts
1893.....	1,524,290	...	735,204	...	2,259,494	...	1,280	...	1,243,668	...
1894.....	1,241,879	...	943,321	...	2,185,200	1,146,534	...
1895.....	1,809,253	...	1,033,066	...	2,842,319	...	320	...	1,521,021	...
1896.....	1,627,036	...	849,639	...	2,476,675	34,404	1,601,315	...
1897.....	2,394,028	...	1,057,737	...	3,451,765	28,148	2,172,913	...
1898.....	2,453,839	...	1,218,811	...	3,672,650	6,939	2,325,431	...
1899.....	3,373,641	...	1,883,297	...	5,256,938	...	84,668	13,073	2,872,692	...
1900.....	2,963,242	...	2,439,088	...	5,402,330	...	118,801	5,982	2,652,489	...
1901.....	3,748,339	...	3,066,934	...	6,815,273	...	4,000	3,660	3,934,910	...
1902.....	3,687,444	...	3,688,085	...	7,375,529	...	234,599	11,022	3,234,230	...

TABLE No. 4.—REPORTS TO THE CUSTOMS.

1°. SHIPPING (JUNK TRAFFIC).—Comparative Table of Shipping, for the Years 1893 to 1902.

a.—Under General Regulations.

YEARS.	ENTERED INWARDS.		CLEARED OUTWARDS.		TOTAL ENTERED AND CLEARED.	
	No.	Tons.	No.	Tons.	No.	Tons.
1893	845	3,023	933	2,990	1,778	6,013
1894	906	2,990	894	2,896	1,800	5,886
1895	1,065	3,793	1,033	3,604	2,098	7,397
1896	981	3,376	958	3,288	1,939	6,664
1897	2,783	6,489	2,770	6,433	5,553	12,922
1898	4,723	11,713	4,523	11,220	9,246	22,933
1899	5,825	14,066	5,647	13,789	11,472	27,855
1900	4,530	12,083	4,351	11,682	8,881	23,765
1901	5,288	14,137	5,261	14,060	10,549	28,197
1902	3,798	10,905	3,776	10,837	7,574	21,742

b.—Under Inland Steam Navigation Rules.

Nil.

2°. PACK-ANIMALS.—Comparative Table of Number of Mules and Ponies, carrying on the average 120 Catties per Head, reported at the Custom House, Mengtsz, with Import, Export, and Transit Merchandise, for the Years 1893 to 1902.

—	1893.	1894.	1895.	1896.	1897.	1898.	1899.	1900.	1901.	1902.
Import.....	48,555	39,784	53,869	50,295	58,679	66,529	96,716	79,758	96,172	88,902
Export.....	32,391	38,079	43,454	36,611	48,140	49,030	48,004	50,434	52,781	64,972
Transit.....	40,102	37,036	45,632	52,225	54,273	63,710	86,354	75,227	85,676	82,850
TOTAL.....	121,048	114,899	142,955	139,131	161,092	179,269	231,074	205,419	234,629	236,724

TABLE No. 5.—TREASURE.

Treasure Imported and Exported during the Year 1902.

COUNTRIES FROM WHICH IMPORTED AND TO WHICH EXPORTED.	IMPORTS.					EXPORTS.				
	GOLD.	SILVER.			COPPER CASH.	GOLD.	SILVER.			COPPER CASH.
	In Bars.	In Bars.	In Sycee.	In Dollars.		In Bars.	In Bars.	In Sycee.	In Dollars.	
<i>Hk. Ts</i>	<i>Hk. Ts</i>	<i>Hk. Ts</i>	<i>Hk. Ts</i>	<i>Hk. Ts</i>	<i>Hk. Ts</i>	<i>Hk. Ts</i>	<i>Hk. Ts</i>	<i>Hk. Ts</i>	<i>Hk. Ts</i>	
1. FOREIGN COUNTRIES:—										
Tonkin	234,599	11,022
TOTAL: 1. FOREIGN COUNTRIES	234,599	11,022
2. CHINA
TOTAL: 2. CHINA
TOTAL: 1 and 2. FOREIGN COUNTRIES AND CHINA ... }	234,599	11,022
GRAND TOTAL	234,599			11,022			...

SZEMAO TRADE REPORT, FOR THE YEAR, 1902.

1°. LOCAL.—Failure of the 1901 Cotton crop in the Shan States—from which Szemao draws the supply of the most important staple of its trade—paralysed commercial transactions and seriously interfered with the ordinary traffic and run of caravans: 1902 would have turned out a bad year for this port, if an exceptionally good and abundant Tea crop had not come to the rescue, giving an opportunity to many traders to turn their attention to this product and making it possible for caravans to carry Tea in place of Cotton. As it was, the deficiency of commercial movement caused by the reduced Foreign trade was in some way made good by a brisk home one, and the year again closed satisfactorily. The scarcity of copper cash, already mentioned in the former year's Report as hampering transactions, is still weighing heavily on this market. The authorities have been trying, on the one hand, to alleviate this evil and, on the other hand, to encourage the introduction of dollars and subsidiary coins, putting into circulation this money by issuing part of salaries to certain officials and pay to soldiers in this currency, and making it legal tender for payments of taxes, Duties, Dues, and Likin at an officially fixed exchange. The quantity of coins, especially of the subsidiary small ones (the most needed), was not large enough to produce a noticeable effect; but the introduction of this currency has been favourably received. Given due allowance to, and in view of, the facts of the mountainous nature of this rather thinly populated region, of the few products that it can yet offer in exchange for Foreign goods, the distance from seaports, difficulty of transport, and competition from other more fortunate markets, etc., it is hardly to be hoped that this place will ever become a large market; but, at the same time, all hope of improvement need not be abandoned. Much could be done (and this ought to be the first step to be taken) for the development of the resources of this region, for the encouragement of the Foreign and home trade, for the benefit of the merchant as well as of the farmer—by even modest improvements in the means of communication, by some repairing of the principal roads and caravan tracks, once good and useful, and now in a state of utter neglect and dilapidation, allowing thus surplus products to reach market without great and unnecessary expenditure of time and labour, and rendering transport over these roads a profitable occupation, and not a torture to men and animals. It is probable that most of the supply of Foreign-goods will continue to come through Mengtsh, until Kêng-tung (康東), in the British Shan States (a market south-west of this), which is growing yearly in importance, once connected by rail to the seaports, enters into competition. The once much renowned old trade route to that place, as it follows valleys and plains for a good part and crosses no difficult passes, would be far easier, and might be reopened and once more become an important channel of trade.

2°. REVENUE.—The net collection of 1902 amounted only to *Hk.Ts* 6,825, one of the lowest since the opening of the port, the decline being most marked in Import Duties and, consequently, in Transit. Dues. Duty on Opium has also fallen off. Export Duty, on the contrary, shows a good increase on the 1901 collection.

3°. FOREIGN TRADE.—(a.) *Imports*.—The total value of the goods imported in 1902 reached only the figure of *Hk.Ts* 147,148, the lowest amount on record. The smaller quantity of Raw Cotton arriving—the principal staple of the Szemao trade—accounts for this

heavy falling off. With the exception of 1900, the importation of this commodity has in no instance been so low. Szemao in ordinary years imports a quantity of Cotton which does not vary greatly; the 1901 crop in the Shan States, however, turned out so poor in quantity and quality, spoiled by untimely and prolonged rain, that dealers did not succeed in buying up a sufficient supply, notwithstanding their going to more distant districts. Prices also ruled very high at the places of production, and, with heavy freight added, Raw Cotton could not find an easy sale in this market. Depletion of stocks in the interior later in the year, and the enhanced price of Yarn in the eastern district, gave an opportunity to the Szemao traders to dispose of their Raw Cotton at sufficiently good prices and close the year with fair profit. 16,200 piculs is the largest recorded quantity of Raw Cotton that passed the Customs in one year—this was in 1898; in 1902 the arrivals amounted only to 8,734 piculs. So much was the scarcity of Cotton felt, and so pressing the demand, that small traders kept up traffic with their caravans far into the rainy season, and not being able to pass by the southern routes, took to the longer western ones, which, though difficult, could still be used. Insufficient supply of Raw Cotton paralysed the Import trade, and consequently also the Transit trade; deprived caravans of much freight; and acted very injuriously on the local Szemao industries of Cotton spinning and weaving, which are of an appreciable importance. This work, carried on in almost all the families in the town as well as in the villages, provides occupation to many hands and daily rice to numbers of people. A good deal of the Szemao-made Cloth is also locally dyed, and finds a good sale in the interior. No Cotton Yarn of any kind or quality comes on this market. It is doubtful if much profit could be made on an article the supply of which could not be regular, owing to distances, difficult means of transport, etc., in competition with the Native article, made suitable to the kind of goods in demand; and there would probably be much opposition to be encountered on the part of the population, seeing that many women and girls derive their only means of livelihood from the spinning industry. This town is one of the nearest to the place of production, and Raw Cotton on arrival here is not yet rendered very expensive on account of transport, etc., and, with wages ranging from 30, 40, or (at the utmost,) 50 cash for the whole day's work of a woman at the spinning wheel, prices of Native and imported machine-made article could not differ so much as to give margin for large profit and offer inducement to this new trade. There has been a constant and increasing demand for Native Cotton Cloth, a durable stuff, fully adapted to the requirements of this population. A good deal of the Szemao-made Cloth goes west, crossing the Mekong, and is exchanged with the hill tribes especially for Opium. The local supply having been scarce, the demand had to be met, in the early part of the year, by the sending of a good quantity of Hsin-hsing Cloth (新興布), made at Hsin-hsing-chou (新興州), some 12 days east of Szemao in the Ch'êng-chiang prefecture (潯江府), where a brisk weaving industry is carried on, the Yarn being mostly Indian imported through Mengtsz. Next in importance in our list comes Young Deer Horns, of which this year we record an importation of *Hk.Ts.* 13,257 worth, against *Hk.Ts.* 19,527 in 1901. This article comes mostly from the Shan States; some also came from Burma and Siam, as well as from Haut Laos. The principal markets where dealers purchase are K'eng-tung and those south of it; but, the whole year long, petty traders and pedlars come in with a few pairs of these Horns at a time—the investment of the money realised by sale of sundry Foreign and Canton goods or Opium which they had hawked from village to village. Deer Horns are generally sent beyond the borders of this province, mostly to Sz'ehwan, some also to Hunan and Kiangsi. With Deer Horns (Young and Old) come other products of the chase, such as Elephants Teeth, Elephant Bones, Tiger Bones, Tiger and

Leopard Skins, Pangolin Skins, etc., which in the aggregate amount to *Hk.Tta* 5,500 in value. Elephant Bones are employed especially for the manufacture of bars for the small scales used for weighing silver. Elephants Teeth are all sent to Yün-nan-fu. Tiger Bones proceed also thither to supply the local medicine shops. The goods just mentioned, and *So-lo-pu* (梭羅布)—a kind of Cloth much like the Native one, made mostly in the Kêng-tung State,—make up the Import trade of this part of the province with the British Shan States, the north of Siam, and Haut Laos; and this trade is carried on the whole time during which roads are practicable, *i.e.*, October to April, and with the adjoining districts for a longer period. Trade in Foreign goods, *i.e.*, goods of European, American, and Japanese origin, is carried on by the few caravans which, leaving Yün-nan-fu in November, pass through Szemao with Exports and travel the whole way to Mandalay or to Moulmein (a journey of some two months), and return, all at about the same time, in April with their purchases. It is the goods bought by these returning caravans, and these goods only, that are recorded in our statistics. Grey Shirtings represent the principal article, and during 1902 their importation was the highest recorded, with the exception of that of 1899. White Shirtings have also been imported in large number, while of other Cotton Piece Goods only a few pieces of each kind have come, the decline being specially noticeable in *T*-Cloths, Cotton Italians, and Cotton Flannel, while Turkey Reds have disappeared from our list for the last two years. Woollen Goods are represented only by 10 pieces of Spanish Stripes, 102 pairs of Blankets, and a few sundry articles. Amongst Sundries the steady importation of Medicines is worthy of notice; the total value was *Hk.Tta* 902 during the year under review. With the exception of a few patent Medicines, nearly the whole amount was contributed by Quinine, mostly in pills of American manufacture. This Medicine is getting widely known in Yunnan, and is one in which the Natives have great faith. The Yunnan fever, so prevalent, especially during and after the rainy season, causes a good demand; unfortunately, this already costly Medicine grows to a high price after it reaches the hands of retailers, and gets out of reach of most of the sufferers, 8, 10, and more dollar cents being charged per pill. Of Umbrellas, mostly English (Rangoon marks), there has been a larger importation than in 1901, but much inferior to that of previous years. Enamelware—Austrian-made, imported through Rangoon—is finding favour in Yunnan: many of these articles, being specially made of a shape suitable to the requirements of the population, take the place of various articles of Chinaware, which, in this part of the province, are rather scarce. Japanese Pocket Mirrors and a few larger ones, decorated tin articles from Germany, and other minor articles are also imported in yearly increasing quantity *via* Rangoon.

(b) *Exports*.—The total value of the Export trade was *Hk.Tta* 36,484, an amount slightly in advance of that of 1901, but not showing much improvement on that of previous years. Since the opening of the port there has not been much variation from year to year. There has been an increase in the export of Silk and Felt Caps, Bamboo Hats, Clothing, and Shoes, for Chinese, and a diminution in the number of Straw Hats for sale to the Shans. Raw Silk (White and Yellow, from Szechwan) has been exported in reduced quantity, while Silk Piece Goods, mostly Satin, of a rather good quality, have increased from 2 piculs in 1901 to 9 piculs in the year under review. The exportation of Iron and Ironware has decreased sensibly. All the Iron comes from Hsi-wo (響義), in the prefecture of Lin-an (臨安); since the beginning of the 9th moon a new office has been established in that district controlling the output of the Iron, and a tax of 5 per cent. *ad valorem* is levied on all articles leaving the place, on payment of which exemption is obtained from further charges passing Likin stations. Yellow Wax has also been exported in larger quantity than in former years. Laos took 133 piculs of Tea—a good quantity if compared with the figures of former years. P'u-êrh Tea is to be found

on all the principal markets of Burma and of North Siam, and even on that of Bangkok, taken down by Yunnanese caravans; but as the Tea hills are far south of this place, this product leaves the country in a not insignificant quantity without reporting to the Customs by the many routes crossing the frontier. The great bulk of Tea, however, comes north, and is distributed very far in distant provinces: this being an internal trade, it is not controlled by our office. The good Tea crop of 1901 has found ready sale. Large Thibetan caravans have frequented this market, coming, as usual, towards the end of the year; some more will arrive early in the spring. In Salt, also, there has been a brisk trade, some new wells having begun work. Of the large quantity which goes south into the Shan States, and farther, to be bartered against Raw Cotton, we can have no precise data, that trade not being under the Customs control.

(c.) *Re-exports.*—*Nil.*

4°. *COAST TRADE.*—*Nil.*

5°. *INLAND TRANSIT.*—(a.) *Inwards.*—Goods to the amount of *Hk.Ts.* 135,115, out of an importation of *Hk.Ts.* 147,148, have been sent inland under cover of Transit Passes, which continue to be freely availed of. The province of Yunnan, of course, took the greatest part of the goods—*Hk.Ts.* 123,727. Szechwan is credited with *Hk.Ts.* 10,108, represented mostly by Young Deer Horns; this article also found its way to Hunan, Kweichow, and Kiangsi.

(b.) *Outwards.*—*Nil.*

6°. *SHIPPING.*—*Nil.*

7°. *PASSENGER TRAFFIC.*—No statistics available.

8°. *TREASURE.*—Only one importation of Rupees, to the value of *Hk.Ts.* 3,600, is recorded.

9°. *OPIUM.*—(a.) *Foreign.*—*Nil.*

(b.) *Native.*—454 piculs of Native Opium were reported to our office through the sub-stations at Menglieh (猛烈) and Iwu (易武), on the road to Laos. The Opium crop in the Lo-hei (猓黑) district, west of Szemao and across the Mekong, has been good; from there a good part of the drug generally finds its way to the Shan States and Burma, following the many paths that lead across the frontier. Towards the end of the year a rather brisk trade took place in this commodity, as prices rose very considerably in the eastern parts of Yunnan, owing, it is said, to short supplies of Szechwan Opium, troubles, etc. Caravans found a profitable trade in the carrying of Opium east, and so more especially did a swarm of pedlars, who came west with small consignments of Foreign and Canton goods and a little ready money—enough to buy up a load of 40 or 50 catties of Opium, which they carried to the eastern market, travelling by other roads, making *détours* in order to avoid Likin stations.

10°. *MISCELLANEOUS.*—The year may be considered, on the whole, to have been a healthy one for Szemao. Cholera was advancing up the Mekong Valley in summer, but did not reach this place. A few cases of plague again occurred at Lung-t'an (龍潭), in consequence of which the Liu-shun Tu-ssü (六順土司) transferred his residence to Chêng-lo-pa (整乃壩), a plain 50 miles south-west of this place. With the exception of a few petty squabbles amongst the various tribes, no disturbance has taken place in this part of the province.

A. GRANZELLA,

Acting Commissioner of Customs.

SZEMAO, 3rd February 1903.

SZEMAO TRADE RETURNS,

FOR THE YEAR 1902.

A.—GENERAL TABLES.

TABLE No. I.—REPORTS TO THE CUSTOMS.

a.—Applications.

	MARCH QUARTER.	JUNE QUARTER.	SEPTEMBER QUARTER.	DECEMBER QUARTER.	TOTAL.
Import.....	431	405	98	192	1,126
Export.....	219	57	34	192	502
Transit.....	453	533	206	197	1,389
TOTAL.....	1,103	995	338	581	3,017

b.—Men and Pack-animals with Loads.

	MARCH QUARTER.		JUNE QUARTER.		SEPTEMBER QUARTER.		DECEMBER QUARTER.		TOTAL.	
	Men.	Pack- animals.	Men.	Pack- animals.	Men.	Pack- animals.	Men.	Pack- animals.	Men.	Pack- animals.
Import.....	773	4,876	463	2,985	90	447	273	530	1,599	8,838
Export.....	185	1,288	19	247	13	123	106	1,959	323	3,617
Transit.....	823	2,912	440	2,776	214	899	187	885	1,664	7,472
TOTAL.....	1,781	9,076	922	6,008	317	1,469	566	3,374	3,586	19,927

TABLE No. II.—GROSS AND NET VALUES OF THE TRADE OF SZEMAO,
1900 TO 1902.

	1900.		1901.		1902.	
	NET VALUES.	GROSS VALUES.	NET VALUES.	GROSS VALUES.	NET VALUES.	GROSS VALUES.
	<i>Hk. \$s</i>	<i>Hk. \$s</i>	<i>Hk. \$s</i>	<i>Hk. \$s</i>	<i>Hk. \$s</i>	<i>Hk. \$s</i>
FOREIGN GOODS.						
Imported from Foreign Countries and Hongkong	150,195		209,381		147,148	
Imported from Chinese Ports.....	
Total Foreign Imports		150,195		209,381		147,148
Re-exported to Foreign Countries and Hongkong...	
Re-exported to Chinese Ports.....	
Total Foreign Re-exports	
Net Total Foreign Imports	150,195		209,381		147,148	
NATIVE PRODUCE.						
Imported
Re-exported to Foreign Countries.....	
Re-exported to Chinese Ports.....	
Total Native Re-exports	
Net Total Native Imports	
Native Produce of local origin Exported to Foreign Countries	35,316		35,268		36,484	
Native Produce of local origin Exported to Chinese Ports	
Total Exports of local origin		35,316		35,268		36,484
Gross Value of the Trade of the Port		185,511		244,649		183,632
Net Value of the Trade of the Port, i.e., Foreign and Native Imports less Re-exports, and Native Exports of local origin	185,511		244,649		183,632	

SUMMARY.

IMPORTS from Burma	<i>Hk. Ts</i>	124,193
" " Cochin China, Tonkin, and Annam	"	22,955
Total from Foreign Countries	————— <i>Hk. Ts</i>	147,148
TOTAL FOREIGN IMPORTS	————— <i>Hk. Ts</i>	147,148

TABLE No. IV.—TRADE IN NATIVE PRODUCE.—Imports and Re-exports.

Nil.

TABLE NO. V.—TRADE IN NATIVE PRODUCE.—Exports and Re-exports.

DESCRIPTION OF GOODS.	Classifier of Quantity.	EXPORTS TO FOREIGN COUNTRIES.		EXPORTS TO HONGKONG.		EXPORTS TO CHINESE PORTS.		TOTAL RE-EXPORTS TO FOREIGN COUNTRIES, HONGKONG, AND CHINESE PORTS.		TOTAL EXPORTS (including Re-exports).	
		Quantity.	Value.	Quantity.	Value.	Quantity.	Value.	Quantity.	Value.	Quantity.	Value.
			<i>Hk. Ts</i>		<i>Hk. Ts</i>		<i>Hk. Ts</i>		<i>Hk. Ts</i>		<i>Hk. Ts</i>
Beef, Dried.....	<i>Piculs</i>	28	315	28	315
Brassware.....	"	5	360	5	360
Caps, Felt.....	<i>Pieces</i>	712	147	712	147
" Silk.....	"	662	168	662	168
Carpets, Felt.....	"	3,408	2,919	3,408	2,919
Cheese, Native, Ta-li.....	<i>Piculs</i>	4	158	4	158
China ware, Course.....	"	26	99	26	99
Cloth, Native (Nankeens).....	"	47	1,653	47	1,653
Clothing, Silk.....	"	2	646	2	646
Copperware.....	"	10	573	10	573
Hat Covers, Waterproof.....	<i>Pieces</i>	5,720	325	5,720	325
Hats, Bamboo.....	"	4,681	1,026	4,681	1,026
" Straw.....	"	570	143	570	143
Iron, Manufactured.....	<i>Piculs</i>	605	2,886	605	2,886
" Pans.....	"	292	1,463	292	1,463
Ironware.....	"	129	915	129	915
Medicines.....	<i>Value</i>	...	302	302
Opium, Native, Yunnan.....	<i>Piculs</i>	5	959	5	959
" Dross.....	"	1	185	1	185
Paper, 2nd Quality.....	"	50	160	50	160
Pottery, Earthenware.....	"	58	173	58	173
Preserves.....	"	25	197	25	197
Shoes and Boots, Chinese.....	<i>Pairs</i>	1,076	599	1,076	599
Silk, Raw, Yellow.....	<i>Piculs</i>	8	2,133	8	2,133
" Piece Goods.....	"	9	3,175	9	3,175
Skin (Fur) Clothing.....	<i>Pieces</i>	44	475	44	475
Steel.....	<i>Piculs</i>	96	515	96	515
Sugar, Brown.....	"	129	584	129	584
" Candy.....	"	6	70	6	70
Tea, Black, P'u-eh.....	"	433	4,398	433	4,398
Tobacco, Prepared.....	"	37	880	37	880
Turnips, Dried and Salted.....	"	168	565	168	565
Vermicelli.....	"	121	845	121	845
Walnuts.....	"	227	911	227	911
Wax, Yellow.....	"	106	3,082	106	3,082
Sundries, Unenumerated.....	<i>Value</i>	...	2,280	2,280
TOTAL.....	<i>Hk. Ts</i>	...	36,484	36,484

To—	EXPORTS.		RE-EXPORTS.		TOTAL EXPORTS AND RE-EXPORTS.	
	<i>Hk. Ts</i>	<i>Hk. Ts</i>	<i>Hk. Ts</i>	<i>Hk. Ts</i>	<i>Hk. Ts</i>	<i>Hk. Ts</i>
Burma.....	20,321	20,321	...
Cochin China, Tonkin, and Annam.....	15,043	15,043	...
Siam.....	1,120	1,120	...
Total to Foreign Countries.....	...	36,484	36,484
GRAND TOTAL.....	...	36,484	36,484

TABLE No. VI.—TRANSIT TRADE.

a.—Table showing the Destinations of the various Goods forwarded under Transit Passes to the Interior during the Year 1902.

DESCRIPTION OF GOODS.	Classifier of Quantity.	YUNNAN.		SZECHWAN.		KWEICHOW.		HUNAN.		KIANGSI.		TOTAL.	
		Quantity.	Value.	Quantity.	Value.	Quantity.	Value.	Quantity.	Value.	Quantity.	Value.	Quantity.	Value.
COTTON GOODS:—													
			<i>Hk. Ts</i>		<i>Hk. Ts</i>		<i>Hk. Ts</i>		<i>Hk. Ts</i>		<i>Hk. Ts</i>		<i>Hk. Ts</i>
Shirtings, Grey, Plain.....	<i>Pieces</i>	92	276	1	3	93	279
" White, ".....	"	26	100	3	12	29	112
" Dyed, ".....	"	38	147	38	147
T-Cloths, 32 inches.....	"	19	57	19	57
Drills, English.....	"	9	60	9	60
Cotton Cloth, Burmese.....	"	2,709	926	2,709	926
" Goods, Unclassed....	<i>Value</i>	...	317	...	20	337
WOOLLEN GOODS:—													
Spanish Stripes.....	<i>Pieces</i>	4	94	4	94
Blankets.....	<i>Pairs</i>	68	142	3	3	71	145
Woollen Goods, Unclassed	<i>Value</i>	...	64	64
SUNDRIES:—													
Birds Nests, 2nd Quality...	<i>Catties</i>	124	1,612	30	390	154	2,002
Bones, Elephant.....	<i>Piculs</i>	8	125	8	125
" Tiger.....	"	4	313	17	1,157	21	1,470
Cardamoms, Inferior.....	"	10	121	10	121
Cotton, Raw.....	"	8,363	110,515	1	15	8,364	110,530
Elephants Teeth, Whole...	"	10	2,711	1	197	11	2,908
Feathers, Kingfisher, } Whole.....	<i>Pieces</i>	950	95	557	56	1,507	151
Gongs, Burmese.....	<i>Pairs</i>	57	220	57	220
Horns, Deer.....	<i>Piculs</i>	7	114	7	114
" " Young.....	<i>Pairs</i>	152	2,951	367	7,486	9	90	31	665	29	499	588	11,691
" " Old.....	<i>Piculs</i>	7	549	3	198	10	747
Skins, Pangolin.....	"	8	97	8	97
" (Furs), Tiger and } Leopard.....	<i>Pieces</i>	6	25	93	449	2	10	101	484
Umbrellas.....	"	348	223	4	2	352	225
Sundries, Unenumerated...	<i>Value</i>	...	1,970	...	38	1	2,009
TOTAL.....	<i>Hk. Ts</i>		123,727		10,108		105		676		499		135,115

b.—Table showing the Provinces from which Native Goods were brought under Transit Passes during the Year 1902.

Nil.

c.—Table showing the Number of Passes issued for, and the Amount of Duties collected on, Foreign Goods forwarded to the Interior under Transit Passes, as divided between the various Nationalities, during the Year 1902.

QUARTER.	CHINESE.	
	No. of Passes.	Transit Dues.
		<i>Hk. Tam. c. c.</i>
1st quarter.....	453	773.4.5.4
2nd ".....	533	753.6.1.4
3rd ".....	206	188.8.9.4
4th ".....	197	281.7.7.8
TOTAL.....	1,389	1,997.7.4.0

d.—Table showing the Number of Passes surrendered for, and the Amount of Duties collected on, Native Goods brought from the Interior under Transit Passes, as divided between the various Nationalities, during the Year 1902.

Nil.

TABLE No. VII.—DUTIES.

a.—Duties paid under each Flag, for the Year ended 31st December 1902.

FLAG.	IMPORT.	EXPORT.	COAST TRADE.	TONNAGE.	TRANSIT.	OPIUM LIKIN.	TOTAL.
	<i>Hk. \$m.c.c.</i>	<i>Hk. \$m.c.c.</i>	<i>Hk. \$m.c.c.</i>	<i>Hk. \$m.c.c.</i>	<i>Hk. \$m.c.c.</i>	<i>Hk. \$m.c.c.</i>	<i>Hk. \$m.c.c.</i>
Chinese	3,334.1.4.5	1,402.0.0.6	1,997.7.4.0	...	6,733.8.9.1
On Opium.....	...	90.9.0.0	90.9.0.0
TOTAL.....	3,334.1.4.5	1,492.9.0.6	1,997.7.4.0	...	6,824.7.9.1 *
* No Drawbacks marked for cash payment during the year, to be deducted from this total..... <i>Hk. \$m. Nil.</i>							

b.—Comparative Table of Duties collected, for the Years 1897 to 1902.

YEARS.	IMPORT (exclusive of Opium).	EXPORT (exclusive of Opium).	COAST TRADE (exclusive of Opium).	OPIUM (Import, Export, and Coast Trade).	TONNAGE.	TRANSIT.	OPIUM LIKIN.	TOTAL.
	<i>Hk. \$m.c.c.</i>	<i>Hk. \$m.c.c.</i>	<i>Hk. \$m.c.c.</i>	<i>Hk. \$m.c.c.</i>	<i>Hk. \$m.c.c.</i>	<i>Hk. \$m.c.c.</i>	<i>Hk. \$m.c.c.</i>	<i>Hk. \$m.c.c.</i>
1897.....	3,615.1.6.5	939.6.3.6	...	126.0.5.1	...	2,189.2.8.6	...	6,870.1.3.8
1898.....	4,640.8.7.1	1,392.3.9.8	...	49.8.8.8	...	2,704.6.7.8	...	8,787.8.3.5
1899.....	3,925.8.8.9	1,535.0.2.0	...	72.8.0.0	...	2,445.0.5.3	...	7,978.7.6.2
1900.....	3,318.2.0.2	1,029.9.9.5	...	343.4.0.0	...	2,075.4.9.6	...	6,767.0.9.3
1901.....	4,432.0.5.1	1,519.5.0.9	...	292.2.5.0	...	2,764.9.6.7	...	9,008.7.7.7
1902.....	3,334.1.4.5	1,402.0.0.6	...	90.9.0.0	...	1,997.7.4.0	...	6,824.7.9.1

B.—SPECIAL TABLES.

TABLE No. 1.—IMPORT TRADE.

Comparative Table of the principal Articles of Import, for the Years 1897 to 1902.

DESCRIPTION OF GOODS.	Classifier of Quantity.	1897.	1898.	1899.	1900.	1901.	1902.
COTTON GOODS:—							
Shirtings, Grey, Plain.....	<i>Pieces</i>	371	379	1,394	102	74	557
" White, ".....	"	133	8	64	89	33	168
" Dyed, ".....	"	212	72	22	45	8	22
T-Cloths, 32 inches.....	"	61	127	306	107	19	24
Turkey Red Cottons.....	"	182	16	6	709
Cotton Cloth, Burmese.....	"	5,566	5,515	7,269	3,774	5,233	3,553
WOOLLEN GOODS:—							
Spanish Stripes.....	<i>Pieces</i>	15	4	11	31	47	10
Blankets.....	<i>Pairs</i>	87	83	135	137	77	102
SUNDRIES:—							
Birds Nests, 2nd Quality.....	<i>Catties</i>	49	78	5	246	244	170
Bones, Tiger.....	<i>Piculs</i>	13	17	20	21	24	22
Cardamoms, Inferior.....	"	5	11	28	81	64	10
Cotton, Raw.....	"	11,489	16,200	12,424	8,718	12,985	8,734
Elephants Teeth, Whole.....	"	10	11	15	19	6	11
Horns, Deer.....	"	48	30	17	29	18	33
" " Young.....	<i>Pairs</i>	564	468	594	755	976	637
" " Old.....	<i>Piculs</i>	12	9	11	11	13	10
Indigo, Liquid.....	"	35	36	19	14	78	4
Rattanware.....	"	9	2	6	30	11	4
Skins, Pangolin.....	"	10	12	12	20	11	8
" (Furs), Tiger and Leopard.....	<i>Pieces</i>	50	72	70	75	81	93
Umbrellas.....	"	200	532	824	1,889	142	719

TABLE No. 2.—EXPORT TRADE.

Comparative Table of the principal Articles of Export, for the Years 1897 to 1902.

DESCRIPTION OF GOODS.	Classifier of Quantity.	1897.	1898.	1899.	1900.	1901.	1902.
Brassware.....	<i>Piculs</i>	26	23	18	7	6	5
Caps, Felt.....	<i>Pieces</i>	1,219	3,488	345	398	30	712
" Silk.....	"	541	425	246	498	927	662
Carpets, Felt.....	"	2,107	3,258	4,096	2,197	2,411	3,408

Comparative Table of the principal Articles of Export—Cont^d.

DESCRIPTION OF GOODS.	Classifier of Quantity.	1897.	1898.	1899.	1900.	1901.	1902.
Chinaware, Coarse.....	<i>Piculs</i>	28	44	96	58	78	26
Cloth, Native (Nankeens).....	"	16	15	32	32	41	47
Copperware.....	"	7	5	41	13	14	10
Hat Covers, Waterproof.....	<i>Pieces</i>	1,620	32,176	26,105	12,045	1,950	5,720
Hats, Straw.....	"	9,106	11,739	11,785	12,385	1,605	570
Iron, Manufactured.....	<i>Piculs</i>	854	694	749	421	812	605
" Pans.....	"	474	751	868	301	407	292
Ironware.....	"	345	330	347	162	137	129
Opium, Native, Yunnan.....	"	6	3	4	17	15	5
Pottery, Earthenware.....	"	59	64	84	63	117	58
Shoes and Boots, Chinese.....	<i>Pairs</i>	695	652	960	729	778	1,076
Silk, Raw, Yellow.....	<i>Piculs</i>	18	8	21	25	12	8
" Piece Goods.....	"	9	9	4	3	2	9
Skin (Fur) Clothing.....	<i>Pieces</i>	269	148	286	69	66	44
Steel.....	<i>Piculs</i>	221	113	145	92	205	96
Sugar, Brown.....	"	148	184	71	63	74	129
Tea, Black, P'u-shih.....	"	6	38	19	46	452	433
Tobacco, Prepared.....	"	11	5	10	40	33	37
Turnips, Dried and Salted.....	"	109	138	146	89	264	168
Vermicelli.....	"	123	58	79	57	58	121
Walnuts.....	"	171	230	188	132	195	227
Wax, Yellow.....	"	26	39	40	25	83	106

TABLE No. 3.—VALUE OF TRADE.

Comparative Table of the Value of the Trade, for the Years 1897 to 1902.

YEARS.	IMPORTS FROM FOREIGN COUNTRIES.	EXPORTS TO FOREIGN COUNTRIES.	TOTAL IMPORTS AND EXPORTS.	RE-EXPORTS.	TREASURE AND COPPER CASH.		TRANSIT TRADE.	
					Imported.	Exported.	Inwards.	Outwards.
	<i>Hk. Tk.</i>	<i>Hk. Tk.</i>	<i>Hk. Tk.</i>	<i>Hk. Tk.</i>	<i>Hk. Tk.</i>	<i>Hk. Tk.</i>	<i>Hk. Tk.</i>	<i>Hk. Tk.</i>
1897.....	154,596	31,378	185,974	...	4,200	...	139,305	...
1898.....	226,165	35,554	261,719	...	2,133	...	185,422	...
1899.....	171,432	42,462	213,894	...	6,758	...	151,485	...
1900.....	150,195	35,316	185,511	...	2,800	...	144,443	...
1901.....	209,381	35,268	244,649	...	860	...	181,367	...
1902.....	147,148	36,484	183,632	...	3,600	...	135,115	...

TABLE No. 4.—TREASURE.

Treasure Imported and Exported during the Year 1902.

Rupees (imported from Burma)..... Value, *Hk. Tk.* 3,600

TENGYUEH TRADE REPORT.

FOR THE YEAR 1902.

1°. LOCAL.—The Custom House was opened on the 8th May, but it was not until the 16th May that goods from Burma commenced to pay Duty at Tengyueh, as it had been previously arranged with the Likin office that cargo passing Manwyne before the opening of the Customs should report to the Likin, and, in fact, an attempt was made to collect Dues from some caravans which had encamped on the outskirts of Manwyne on the 7th May but did not enter that village until the 8th. A considerable quantity of Bombay Yarn and general cargo had been kept back during the spring by the merchants, so that their goods might enjoy the benefit of being passed through the Customs, and by the 30th June Duty receipts showed a total of *Hk.Ts.* 3,210—which was not an unsatisfactory beginning, considering the rains had commenced and traffic on the road was difficult. The merchants here took very kindly to Customs methods, and gave no trouble of any kind. Owing to the inadequacy of the accommodation afforded by the temporary Custom House in the San-chu Guild (the only premises to be had), cargo has had to be examined in the godowns of the consignees, and this, of course, has increased the work of the Customs staff. Two Customs stations were also opened on the 11th May, at Manwyne and Lungchangkai respectively. At present practically the whole of the trade between Tengyueh and Bhamo passes through Manwyne. It is necessary to maintain a staff at Lungchangkai, because traders have the right to proceed by the Man-hsien-Kulika route on the left bank of the Taping River, opened under the Manai Agreement of January 1902; but so far but little traffic has come under their cognizance. Recently two Public Works officers, lent by the Government of Burma, have been trying to mark out a better track than the one now existing through the Kachin Hills between Man-hsien and Kulika. When the track selected by these officers has been cut, and the road on the Burma side of the frontier completed, perhaps the caravans will travel by that route; but so far, for some unexplained reason, the Chinese merchants here show little interest in the matter. The local trade reported by these stations is not considerable, most of the business being of a peddling nature. At Manwyne some 670 pieces of various Cotton Goods were imported, and also Yarn, Matches, Kerosene Oil, and Sundries; the principal Exports were Fresh Eggs and Hides. Lungchangkai reported among its Imports Yarn, Salt Fish, and Matches, and exported Chestnuts, Hides, Fresh Pears, and Dried Persimmons. On the 1st December a Customs station was opened, on the Mêng-mao-Lung-ling route, at Chefang, but it will shortly be removed to Lung-ling, where the Chinese traders who make use of this route have their places of business. No Chinese are domiciled at Chefang, owing to the severe form of fever prevalent in that valley during the summer. The Sub-Prefect of Lung-ling resides in the town of that name, which is, however, little more than a village and is not surrounded by a wall. Few signs of commercial activity are to be noticed, but it is said that some 10,000 pack-animals with loads enter Yunnan by this route during the winter season. Some Opium of especially good quality is produced in this sub-prefecture, at a place called Huo-shan. The town of Lung-ling is healthy, being at the same elevation as Tengyueh.

2°. REVENUE.—The Duty collected, beginning with the 8th May, amounts to *Hk.Ts.* 18,193, and it is estimated that when the first 12 months are completed a sum of nearly *Hk.Ts.* 30,000

will be shown. Previous to the opening of the Customs, the Likin department reported to Yün-nan-fu a sum varying between *Tts.* 10,000 and *Tts.* 20,000, never attaining the latter figure. In their receipts were included a considerable sum for Likin on Native Opium, and smaller figures for local produce, neither of which pay to the Customs. The Likin charges were much heavier than the present Tariff charges; for instance, a mule-load of Yarn paid *Tts.* 2.50 Likin at Tengyueh, but our full Duty and Transit charges together do not amount to *Tts.* 1.30 a load. The following shows the effect of the seasons on our collection:—

QUARTER OF YEAR.	IMPORT DUTY.	EXPORT DUTY.	TRANSIT DUTY.
	<i>Hk. Tts.</i>	<i>Hk. Tts.</i>	<i>Hk. Tts.</i>
2nd quarter	2,045	218	948
3rd "	2,155	727	1,278
4th "	5,893	2,068	2,861
TOTAL..... <i>Hk. Tts.</i>	10,093	3,013	5,087

3°. FOREIGN TRADE.—(a.) *Imports.*—As the Customs only opened in May, our statistics only deal with the trade which reported to our office during eight months of the year, and of these months, five belong to the slack season for business. The total value of the Imports during the eight months amounted to *Hk. Tts.* 513,303, and of this total, Cotton Goods, including Yarn, account for *Hk. Tts.* 370,637, or 72 per cent. The principal Piece Goods dealt in were Shirtings, 7,393 pieces; *T.*-Cloths, 1,341 pieces; Drills, 1,182 pieces; Cotton Italians, 3,668 pieces; Cotton Flannel, 378 pieces. Indian Yarn arrived to the amount of 11,630 piculs, valued at *Hk. Tts.* 306,451, and also 3,000 piculs of Raw Cotton, valued at *Hk. Tts.* 57,656. Among Sundries, Birds Nests occupy a prominent place, 23.90 piculs having been imported, valued at *Hk. Tts.* 20,196. A good many people are employed in manufacturing Jadestone Ornaments in Tengyueh and the neighbourhood, and 271 piculs of Jadestone were imported, valued at *Hk. Tts.* 10,298. Well-to-do Natives enjoy a gamble in Jadestone, and the dealers show a good deal of ingenuity in faking up the raw material, and do not allow the purchaser to test his bargain by cutting until the money has been paid down. A fair business has also been done in Burmese Native Cloth and Chinese Native Cloth (Nankeens), and also in Dried Lichees, Salt Fish, Imitation Gold Thread, American Kerosene Oil, and Japan Matches. A Chinese merchant here has sent an agent to Burma to inquire into the cost of machinery, with a view to establishing a Match factory at Tengyueh.

(b.) *Exports.*—The value of Native produce exported abroad amounts to *Hk. Tts.* 148,392. Szechwan Yellow Silk, amounting to 432 piculs, valued at *Hk. Tts.* 107,900, represents 73 per cent. of the total value of our Exports. The only other commodities which exceeded *Hk. Tts.* 3,000 in value were Hemp Twine, 261 piculs, valued at *Hk. Tts.* 4,966; Carpets from Li-chiang, 7,718 pieces, valued at *Hk. Tts.* 3,699; and Walnuts, 1,235 piculs, of the same value as the Carpets. Orpiment, from the neighbourhood of Ta-li-fu, and locally-made Paper were also exported, to the value of *Hk. Tts.* 2,836 and *Hk. Tts.* 2,048 respectively. Some Hides (272 piculs) were exported, and no doubt it is the cost of transport which prevents a larger business being done—4 Hides constitute a mule-load. Medicines are valued at *Hk. Tts.* 2,943, and consist principally of a root, *Huang-lien*, used as a febrifuge. There seems to have been a considerable demand for the locally-made Split Bamboo Rain Hats, as 8,837 were exported; also 366 Iron Cooking Pans, manufactured in Ming-kuang, two days north of Tengyueh, where iron ore is obtained (there are also some old silver workings in the same neighbourhood). It has recently cost as

much as *Local Tls* 56 to buy on the market Rs. 100—in 1900 the price varied from *Tls* 35 to *Tls* 45; and if the importation of Indian and European goods is to increase, it seems now more necessary than ever to find some means to add to our Exports, so that they may be bartered for Foreign goods and ruinous exchange transactions avoided. It is not easy to suggest a remedy, as long as our most valuable and easily transported commodity, Opium, is prohibited from entering or passing through Burma.

(c.) *Re-exports*.—*Nil*.

4°. COAST TRADE.—*Nil*.

5°. INLAND TRANSIT.—(a.) *Inwards*.—Transit Passes were issued to the number of 6,991, covering goods to the value of *Hk.Tls* 373,108, or 73 per cent. of the total value of the goods imported; and of this sum, *Hk.Tls* 284,309 are credited to the province of Yunnan, *Hk.Tls* 3,745 to Kweichow, and *Hk.Tls* 85,054 to Szechwan. On the whole, the introduction of the Transit Pass system has met with little opposition from the Likin authorities; but at the close of the year the actions of the Likin Weiyüan at Hsia-kuan, near Ta-li-fu, who was about to hand over charge of his post, threatened to stop trade altogether. The illegal doings of the Weiyüan in question being brought to the notice of the provincial authorities, orders were promptly given that Treaty obligations were to be observed.

(b.) *Outwards*.—2 Passes were surrendered, covering 2 piculs of Yellow Silk brought from Yunnan during the third quarter of the year. Since then no attempt has been made to bring goods down under Transit Pass, and I fancy some sort of an understanding has been arrived at between the Native merchants in the interior and the Likin offices to the effect that Outward Passes shall not be used.

6°. SHIPPING.—*Nil*.

7°. PASSENGER TRAFFIC.—No statistics available.

8°. TREASURE.—During the summer \$19,700 were imported and melted down for conversion into silver shoes. One of the merchants interested in such transactions explains that \$100 melted down produce *Local Tls* 64, and that he bought Dollars at Rangoon at the rate Rs. 130 = \$100, but at that time at Tengyueh Rs. 100 could only buy *Local Tls* 42, and he therefore made a gross profit of *Local Tls* 9.40 on every \$100 procured on that occasion. He also states that such transactions are at present no longer profitable, the exchanges ruling not being suitable. Rupees to the value of *Hk.Tls* 80,636 at exchange 40 were declared for export at the Customs. At first sight, it might appear that, there being no corresponding entry in the import side of the table, advantage had been taken of the depreciation of the value of silver to locally mint illicit Rupees; the real explanation is, however, that Rupees are not brought to this market in large quantities at a time, and so are not reported to the Customs. Mule-owners, petty traders, and others, bring their season's savings to Tengyueh from Burma in Rupees, and exchange them for silver before going on up country to their homes. A considerable sum also finds its way here in small amounts from the neighbouring Shan States and from Thibet, *via* Li-chiang.

9°. OPIUM.—*Nil*.

10°. MISCELLANEOUS.—Since the Manai Agreement of January 1902 excellent order has been preserved on the frontier, only a few unimportant cases of theft having been reported, and these were all promptly inquired into and settled by the energetic frontier officer, MA WU-HSIANG. A rather striking instance of the benefit of Customs administration is shown by the receipts of the animal tax, collected for municipal and local Indemnity purposes in place of

the former levies made by the Pao Shang office. Although the rates now charged are much lighter than formerly—under the old rule a load of Cotton paid *Ts* 1.50, but now only *Ts* 0.75,—the proceeds of the tax amount to nearly double the sum that was reported to the provincial authorities in former days. The three Sawbwas along the main route are also, I believe, quite satisfied with the share passed to their credit in lieu of the *K'ang* fees they formerly collected. No cases of robbery have occurred on the main trade route during the year. In April it was reported that there were disturbances at Tien-tan, in the Ming-kuang district, between Chinese and Lisaws. General CHANG himself proceeded with some soldiers to the neighbourhood and restored order, returning here at the beginning of May, having been absent some 10 days. Some Lisaw heads were brought to Tengyueh and exhibited over the West Gate. The Deputy Commissioner at Myitkyina was informed through the British Consul, in accordance with the general understanding arrived at at Manai, that these operations were about to take place. The General, having returned to Tengyueh on the 10th May, proceeded on the 12th of the same month to Ho-hsi, a district of Nan-tien to the west of the Taping River and the main trade route: here there had arisen disputes between Kachins and Yawyins on the one hand and Chinese settlers and landgrabbers on the other. After an absence of seven days the General captured the Yawym headman I TA, his mother, and two brothers—mere children. I TA, who was about 23 years of age, by scribbling charms and laying claim to supernatural powers, invulnerability, etc., had acquired a certain influence over his ignorant clansmen and neighbours. Three days later the General also succeeded in capturing some Kachin headmen who had been induced to assist I TA. One of these men, known to the Chinese as the "Young Squire of the Black Mountain," had long enjoyed a reputation for evil-doing, and, in spite of the Kanghai Sawbwas having offered a reward of several hundreds of taels for his person, had up to this time successfully evaded capture. These headmen were all sent to Tengyueh for trial. When the General had burnt some villages, the Kachins made known their willingness to submit, and he, being satisfied that they had received sufficient punishment, negotiated an agreement with them. The Chinese who had suffered in the first instance urged the General to act with greater severity; but this he refused to do. In token of the agreement arrived at, the General received from the headmen a sword, a dagger, and a wooden tally. A duplicate of the tally is kept by the headmen as a token of the agreement. In the event of their again deciding to break the peace, the Kachin custom, it appears, requires that this tally should be first destroyed. According also to the Kachin custom, they presented cattle in token of submission. After first receiving the cattle, the General returned them to the Kachins, so that they might use them for cultivating their patches of dry paddy. I TA and seven headmen were afterwards beheaded at Tengyueh and their heads exhibited over the West Gate of the town. The promptitude with which General CHANG acted in these cases probably prevented the disturbances spreading to the frontier, and certainly prevented the traffic along the main route being interrupted. During the month of August the Taping River was in flood and some 200 houses in the Kanghai district were washed away. The Tengyueh Sub-Prefect went down to inspect the scene of the disaster, and obtained permission to administer some relief to the sufferers from official funds. There were also numerous landslips along the valley, and in places the main road was carried away. It has since been repaired, and is now in better condition than formerly. In December an officer of the name of MA SHAO-AN was ordered to raise 300 soldiers and to proceed to the Mêng-mao district, to preserve order among the frontier Kachins. To meet the expenses of this detachment the Tengyueh militia, or train-band, has been disbanded, and the funds thus saved credited to the new force. The militia consisted nominally of 600 men, divided into

two bands of 300. Pay was provided for 300 men only, and each band was called up for three months service in succession, the 300 men not doing duty returning to their homes for three months and drawing no pay for that time. As 1902 is the first year in which a daily record of the temperature and rainfall has been kept at Tengyueh, the following table may be of interest:—

MONTH.	THERMOMETER.			RAINFALL.
	Maximum.	Minimum.	Average.	
1902.	°F.	°F.	°F.	Inches.
January.....	65.7	38.0	51.85	0.15
February.....	67.9	38.1	53.00	0.25
March.....	74.7	45.6	60.15	0.87
April.....	73.5	51.5	62.50	5.33
May.....	77.2	59.6	68.40	6.15
June.....	78.4	65.2	71.80	11.38
July.....	74.5	64.8	69.65	16.66
August.....	78.0	65.4	71.70	11.68
September.....	75.6	64.0	69.80	9.88
October.....	73.2	53.2	63.20	2.23
November.....	69.2	42.4	55.80	0.16
December.....	63.6	37.8	50.70	0.93
TOTAL RAINFALL DURING YEAR.....				65.67 inches.

G. F. MONTGOMERY,

Commissioner of Customs.

TENGYUEH, 24th February 1903.

TENGYUEH TRADE RETURNS, FOR THE YEAR 1902.

A.—GENERAL TABLES.

TABLE No. I.—REPORTS TO THE CUSTOMS.

Pack-animals with Loads, 1902.*

	JUNE QUARTER.	SEPTEMBER QUARTER.	DECEMBER QUARTER.	TOTAL.
Import.....	2,084	2,003	8,855	12,942
Export.....	120	532	4,410	5,062
Transit.....	1,731	1,950	6,149	9,830
TOTAL.....	3,935	4,485	19,414	27,834

TABLE No. II.—GROSS AND NET VALUES OF THE TRADE OF TENGYUEH, 1902.*

	NET VALUES.	GROSS VALUES.
FOREIGN GOODS.		
Imported from Foreign Countries and Hongkong.....	<i>Hk. Ta</i> 513,303	<i>Hk. Ta</i>
Imported from Chinese Ports.....	...	
Total Foreign Imports.....		513,303
Re-exported to Foreign Countries.....	...	
Re-exported to Chinese Ports.....	...	
Total Foreign Re-exports.....	...	
Net Total Foreign Imports.....	513,303	
NATIVE PRODUCE.		
Imported.....		...
Re-exported to Foreign Countries.....	...	
Re-exported to Chinese Ports.....	...	
Total Native Re-exports.....	...	
Net Total Native Imports.....	...	
Native Produce of local origin Exported to Foreign Countries.....	148,392	
Native Produce of local origin Exported to Chinese Ports.....	...	
Total Exports of local origin.....		148,392
Gross Value of the Trade of the Port.....		661,695
Net Value of the Trade of the Port, i.e., Foreign and Native Imports less } Re-exports, and Native Exports of local origin.....	661,695	

* Eight months ended 31st December.

TABLE No. III.—TRADE IN FOREIGN GOODS.—Imports and Re-exports.

DESCRIPTION OF GOODS.	Classifier of Quantity.	IMPORTS FROM FOREIGN COUNTRIES AND HONGKONG.		IMPORTS FROM CHINESE PORTS.		RE-EXPORTS TO FOREIGN COUNTRIES AND HONGKONG.		RE-EXPORTS TO CHINESE PORTS.		NET TOTAL IMPORTS.	
		Quantity.	Value.	Quantity.	Value.	Quantity.	Value.	Quantity.	Value.	Quantity.	Value.
COTTON GOODS :—											
Shirtings, Grey.....	Pieces	6,411	19,233	6,411	19,233
" White, Plain.....	"	794	2,723	794	2,723
White Cotton Lenos.....	"	183	540	183	540
Shirtings, Dyed, Plain.....	"	188	559	188	559
T-Cloths, 32 inches.....	"	984	1,802	984	1,802
" 36 ".....	"	357	966	357	966
Drills, English.....	"	299	948	299	948
" Indian.....	"	858	2,531	858	2,531
" American.....	"	25	105	25	105
Sheetings, Indian.....	"	51	130	51	130
Chintzes and Furnitures.....	"	27	34	27	34
Turkey Red Shirtings.....	"	212	478	212	478
Cotton Lastings, Plain and Figured.....	"	23	112	23	112
" Italians, Plain and Figured.....	"	3,668	26,189	3,668	26,189
Velvets.....	"	36	292	36	292
Velveteens.....	"	103	876	103	876
Mushlins.....	"	332	305	332	305
Handkerchiefs.....	Dozens	10	31	10	31
Towels.....	"	114	53	114	53
Blankets, Cotton.....	Pieces	874	342	874	342
Cotton Flannel.....	"	378	2,004	378	2,004
" Cretonne.....	"	50	255	50	255
" Goods, Unclassed.....	Value	...	683	683
" Yarn, Indian.....	Piculs	11,630	306,451	11,630	306,451
" Thread.....	"	34	1,764	34	1,764
" Cord.....	"	47	1,231	47	1,231
WOOLLEN GOODS :—											
Camlets, English.....	Pieces	6	68	6	68
Long Ells.....	"	99	617	99	617
Spanish Stripes.....	"	295	5,402	295	5,402
Cloth, Medium.....	"	2	11	2	11
Blankets.....	Pairs	176	821	176	821
Woolen Yarn.....	Piculs	1	44	1	44
METALS :—											
Tin, in Slabs.....	Piculs	6	277	6	277
Copper, Sheets.....	"	13	399	13	399
Steel.....	"	9	83	9	83
SUNDRIES :—											
Betek-nuts.....	Piculs	161	1,113	161	1,113
Bicho de Mar, Black.....	"	10	265	10	265
" White.....	"	11	138	11	138
Birds Nests, 2nd Quality.....	Catties	2,390	20,196	2,390	20,196
Boxes, Fancy.....	Gross	285	512	285	512
Buttons, Brass.....	Piculs	16	954	16	954
" Fancy.....	Gross	3,432	691	3,432	691
" Glass.....	"	5,592	204	5,592	204
Cardamoms, Inferior.....	Piculs	28	718	28	718
Chinaware, Coarse.....	"	36	330	36	330
Cloth, Native (Nankeens).....	"	122	6,957	122	6,957
" Burmese.....	"	62	2,417	62	2,417
Cotton, Raw.....	"	3,000	57,656	3,000	57,656

TABLE No. III.—TRADE IN FOREIGN GOODS.—Imports and Re-exports—Contd.

DESCRIPTION OF GOODS.	Classifier of Quantity.	IMPORTS FROM FOREIGN COUNTRIES AND HONGKONG.		IMPORTS FROM CHINESE PORTS.		RE-EXPORTS TO FOREIGN COUNTRIES AND HONGKONG.		RE-EXPORTS TO CHINESE PORTS.		NET TOTAL IMPORTS.	
		Quantity.	Value.	Quantity.	Value.	Quantity.	Value.	Quantity.	Value.	Quantity.	Value.
<i>SUNDRIES, continued:—</i>											
Cutlery.....	Value	...	Hk. \$s 785	...	Hk. \$s	...	Hk. \$s	...	Hk. \$s	...	Hk. \$s 785
Cuttle-fish.....	Piculs	16	266	16	266
Dyes, Aniline.....	Value	...	921	921
Fish, Dried.....	Piculs	62	997	62	997
" Salt.....	"	347	3,602	347	3,602
Glass, Window.....	Boxes	3	24	3	24
Glassware.....	Piculs	17	318	17	318
Horns, Deer, Young.....	Pairs	39	866	39	866
" " Old.....	Piculs	5	509	5	509
Jadestone.....	"	271	10,298	271	10,298
Lamps, Opium.....	Pieces	...	2,308	2,308
Lichees, Dried.....	Piculs	264	4,648	264	4,648
Matches, Wood, Japan.....	Gross	2,923	1,076	2,923	1,076
Medicines.....	Piculs	58	679	58	679
Needles.....	Mille	544	78	544	78
Oil, Kerosene, American.....	Galls.	2,945	1,151	2,945	1,151
Paper, 1st Quality.....	Piculs	10	197	10	197
" 2nd ".....	"	78	560	78	560
Pepper, Black.....	"	17	333	17	333
Prawns and Shrimps, Dried.....	"	6	117	6	117
Rugs, Imitation Seal-skin.....	Pieces	148	132	148	132
Sandalwood.....	Piculs	25	591	25	591
Soap.....	Value	...	943	943
Sugar Candy.....	Piculs	25	233	25	233
Thread, Gold, Imitation.....	"	7	2,057	7	2,057
Umbrellas, Cotton.....	Pieces	611	226	611	226
" Alpaca.....	"	6	5	6	5
Sundries, Unenumerated.....	Value	...	8,873	8,873
TOTAL.....	Hk. \$s	...	513,303	513,303

SUMMARY.

IMPORTS from India.....	Hk. \$s	513,303
Total from Foreign Countries.....	Hk. \$s	513,303
TOTAL FOREIGN IMPORTS.....	Hk. \$s	513,303

TABLE No. IV.—TRADE IN NATIVE PRODUCE.—Imports and Re-exports.

Nil.

TABLE No. V.—TRADE IN NATIVE PRODUCE.—Exports and Re-exports.

DESCRIPTION OF GOODS.	Classifier of Quantity.	EXPORTS TO FOREIGN COUNTRIES.		EXPORTS TO HONGKONG.		EXPORTS TO CHINESE PORTS.		TOTAL RE-EXPORTS TO FOREIGN COUNTRIES, HONGKONG, AND CHINESE PORTS.		TOTAL EXPORTS (including Re-exports).	
		Quantity.	Value.	Quantity.	Value.	Quantity.	Value.	Quantity.	Value.	Quantity.	Value.
			<i>Hk. Ts</i>		<i>Hk. Ts</i>		<i>Hk. Ts</i>		<i>Hk. Ts</i>		<i>Hk. Ts</i>
Bells, Brass.....	<i>Piculs</i>	112	2,158	112	2,158
Carpets.....	<i>Pieces</i>	7,718	3,699	7,718	3,699
Chestnuts.....	<i>Piculs</i>	607	2,305	607	2,305
Cloth, Native (Nankeens).....	"	18	564	18	564
Eggs, Fresh.....	<i>Pieces</i>	28,580	196	28,580	196
Fire-crackers and Fireworks.....	<i>Piculs</i>	14	203	14	203
Hams.....	"	95	1,378	95	1,378
Hemp Twine.....	"	261	4,966	261	4,966
Hides, Cow and Buffalo.....	"	272	2,867	272	2,867
Honey.....	"	76	362	76	362
Horns, Cow and Buffalo.....	"	60	343	60	343
Iron Pans.....	"	366	1,018	366	1,018
Medicines.....	"	159	2,943	159	2,943
Nuts, Fir.....	"	59	127	59	127
Orpiment.....	"	663	2,836	663	2,836
Paper, 2nd Quality.....	"	153	2,048	153	2,048
Pears, Fresh.....	"	233	421	233	421
Persimmons, Fresh.....	"	198	366	198	366
" Dried.....	"	98	370	98	370
Rain Hat Covers, Oiled Cloth.....	<i>Pieces</i>	19,508	973	19,508	973
" Hats, Split Bamboo.....	"	8,837	1,275	8,837	1,275
Rhubarb.....	<i>Piculs</i>	4	23	4	23
Seeds, Melon.....	"	45	278	45	278
Silk, Yellow, Szechwan.....	"	432	107,900	432	107,900
Sticklac.....	"	102	457	102	457
Sugar, Brown.....	"	4	18	4	18
Tea, Black.....	"	15	327	15	327
Tobacco, Prepared.....	"	16	196	16	196
Vermicelli.....	"	130	345	130	345
Walnuts.....	"	1,235	3,669	1,235	3,669
Wax, White.....	"	5	135	5	135
" Yellow.....	"	26	669	26	669
Sundries, Unenumerated.....	<i>Value</i>	2,957	2,957
TOTAL.....	<i>Hk. Ts</i>	148,392	148,392

SUMMARY.

To—	EXPORTS.		RE-EXPORTS.		TOTAL EXPORTS AND RE-EXPORTS.	
	<i>Hk. Ts</i>	<i>Hk. Ts</i>	<i>Hk. Ts</i>	<i>Hk. Ts</i>	<i>Hk. Ts</i>	<i>Hk. Ts</i>
India.....	148,392	148,392
Total to Foreign Countries.....	148,392	148,392
GRAND TOTAL.....	148,392	148,392

TABLE No. VI.—TRANSIT TRADE.

a.—Table showing the Destinations of the various Goods forwarded under Transit Passes to the Interior during the Year 1902.*

DESCRIPTION OF GOODS.	Classifier of Quantity.	YUNNAN.		KWEICHOW.		SZECHWAN.		TOTAL.	
		Quantity.	Value.	Quantity.	Value.	Quantity.	Value.	Quantity.	Value.
COTTON GOODS:—			<i>Hk. Ts</i>		<i>Hk. Ts</i>		<i>Hk. Ts</i>		<i>Hk. Ts</i>
Shirtings, Grey	<i>Pieces</i>	5,455	16,365	4	12	395	1,185	5,854	17,562
" White	"	376	1,290	32	109	27	93	435	1,492
White Cotton Lenos	"	50	147	61	180	22	65	133	392
Shirtings, Dyed	"	196	582	196	582
T-Cloths, 32 inches	"	413	756	413	756
" 36 "	"	77	208	9	25	86	233
Drills, Indian	"	608	1,794	49	144	657	1,938
Chintzes and Furnitures	"	12	15	12	15
Turkey Red Shirtings	"	50	113	50	113
Cotton Lastings, Plain and Figured	"	23	112	23	112
" Italians, "	"	2,553	18,228	157	1,121	98	700	2,808	20,049
Velvets	"	5	41	5	41
Velveteens	"	60	510	60	510
Muslins	"	160	147	160	147
Towels	<i>Dozens</i>	100	50	100	50
Blankets, Cotton	<i>Pieces</i>	506	285	10	4	516	289
Cotton Flannel	"	192	1,043	8	72	200	1,115
" Cretonne	"	49	250	49	250
" Goods, Unclassed	<i>Value</i>	...	568	568
" Yarn, Indian	<i>Piculs</i>	6,557	172,776	2,469	65,054	9,026	237,830
" Thread	"	22	1,118	3	147	25	1,265
" Cord	"	14	419	14	419
WOOLLEN GOODS:—									
Camlets, English	<i>Pieces</i>	6	68	6	68
Long Ells	"	85	530	85	530
Spanish Stripes	"	175	3,205	41	751	7	128	223	4,084
SUNDRIES:—									
Betel-nuts	<i>Piculs</i>	72	479	72	479
Bicho de Mar, Black	"	8	214	8	214
" White	"	7	92	7	92
Birds Nests, 2nd Quality	<i>Catties</i>	333	2,814	166	1,402	1,366	11,543	1,865	15,759
Boxes, Fancy	<i>Gross</i>	225	450	225	450
Buttons, Fancy	"	1,269	230	1,269	230
" Glass	"	2,880	80	480	14	3,360	94
Cardamoms, Inferior	<i>Piculs</i>	15	388	15	388
Cloth, Native (Nankeens)	"	52	2,986	52	2,986
" Burmese	"	50	1,947	50	1,947
Cotton, Raw	"	2,227	42,797	236	4,544	2,463	47,341
Dyes, Aniline	<i>Value</i>	...	454	237	...	691
Horns, Deer, Young	<i>Pairs</i>	8	178	27	588	35	766
" Old	<i>Piculs</i>	1	98	3	325	4	423
Jadestone	"	37	1,325	1	25	38	1,350
Lamps, Opium	<i>Pieces</i>	2,676	721	2,676	721
Lichees, Dried	<i>Piculs</i>	149	2,628	6	95	155	2,723
Matches, Wood, Japan	<i>Gross</i>	150	46	150	46
Oil, Kerosene, American	<i>Gallons</i>	320	128	320	128
Paper, 1st Quality	<i>Piculs</i>	1	24	1	24
" 2nd "	"	14	97	14	97
Pepper, Black	"	13	264	1	13	14	277
Rugs, Imitation Seal-skin	<i>Pieces</i>	82	78	8	6	90	84
Sandalwood	<i>Piculs</i>	7	157	7	157
Thread, Gold, Imitation	"	3	799	3	799
Umbrellas, Cotton	<i>Pieces</i>	240	84	240	84	480	168
Sundries, Unenumerated	<i>Value</i>	...	4,131	133	...	4,264
TOTAL	<i>Hk. Ts</i>		284,309		3,745		85,054		373,108

* Eight months ended 31st December.

b.—Table showing the Provinces from which Native Goods were brought under Transit Passes during the Year 1902.*

DESCRIPTION OF GOODS.	Classifier of Quantity.	YUNNAN.	
		Quantity.	Value.
Silk, Yellow.....	<i>Piculs</i>	2	<i>Hk. Tk</i> 650

c.—Table showing the Number of Passes issued for, and the Amount of Duties collected on, Foreign Goods forwarded to the Interior under Transit Passes, as divided between the various Nationalities, during the Year 1902.*

QUARTER.	CHINESE.	
	No. of Passes.	Transit Dues.
2nd quarter.....	1,068	<i>Hk. Tk.m.c.c.</i> 948.0.5.1
3rd "	1,660	1,268.7.4.2
4th "	4,263	2,861.4.7.0
TOTAL	6,991	5,078.2.6.3

d.—Table showing the Number of Passes surrendered for, and the Amount of Duties collected on, Native Goods brought from the Interior under Transit Passes, as divided between the various Nationalities, during the Year 1902.*

QUARTER.	CHINESE.	
	No. of Passes.	Transit Dues.
2nd quarter.....	...	<i>Hk. Tk.m.c.c.</i> ...
3rd "	2	9.1.0.0
4th "
TOTAL	2	9.1.0.0

* Eight months ended 31st December.

TABLE No. VII.—DUTIES.

Duties paid under each Flag, for the Year ended 31st December 1902.*

FLAG.	IMPORT.	EXPORT.	COAST TRADE.	TONNAGE.	TRANSIT.	OPIMUM LIKIN.	TOTAL.
	<i>Hk. Tam.c.c.</i>	<i>Hk. Tam.c.c.</i>	<i>Hk. Tam.c.c.</i>	<i>Hk. Tam.c.c.</i>	<i>Hk. Tam.c.c.</i>	<i>Hk. Tam.c.c.</i>	<i>Hk. Tam.c.c.</i>
British	20,790	20,790
Chinese	10,072,100	3,013,084	5,087,363	...	18,172,547
On Opium.....
TOTAL	10,092,890	3,013,084	5,087,363	...	18,193,337†

† No Drawbacks marked for cash payment during the year, to be deducted from this total.....*Hk. Tam. Nil.*

B.—SPECIAL TABLES.

TREASURE.

Treasure Imported and Exported during the Year 1902.*

COUNTRIES FROM WHICH IMPORTED AND TO WHICH EXPORTED.	IMPORTS.					EXPORTS.				
	GOLD. In Bars.	SILVER.			COPPER CASH.	GOLD. In Bars.	SILVER.			COPPER CASH.
		In Sycee.	In Dollars.	In Rupees.			In Sycee.	In Dollars.	In Rupees.	
<i>Hk. Tam.</i>	<i>Hk. Tam.</i>	<i>Hk. Tam.</i>	<i>Hk. Tam.</i>	<i>Hk. Tam.</i>	<i>Hk. Tam.</i>	<i>Hk. Tam.</i>	<i>Hk. Tam.</i>	<i>Hk. Tam.</i>	<i>Hk. Tam.</i>	<i>Hk. Tam.</i>
1. FOREIGN COUNTRIES:—										
Burma.....	13,133	80,636	...
TOTAL: 1. FOREIGN COUNTRIES	13,133	80,636	...
2. CHINA
TOTAL: 2. CHINA
TOTAL: 1 and 2. FOREIGN COUNTRIES AND CHINA.....	13,133	80,636	...
GRAND TOTAL.....	13,133	80,636	...

* Eight months ended 31st December.

YATUNG TRADE REPORT, FOR THE YEAR 1902.

1°. LOCAL.—On reviewing the trade at this mart for the year 1902 one is struck by the fact that, after an existence of nearly a decade, the volume of trade of this region has failed to show that advance that might reasonably have been expected. It is, however, essentially misleading to speak of the trade of Yatung, for Yatung is merely a geographical position absolutely without any trade or resources of its own. Only scanty crops of barley, turnips, and buckwheat are grown in the Chumbi Valley, which are insufficient for the wants of the people, and large quantities of maize and other foodstuffs are imported from Sikkim. The transport of merchandise that is taken cognizance of here is merely an exchange of products between Phari (in Thibet) on the one hand and Kalimpong (in Sikkim) on the other *via* Yatung and the Jelep Pass. This traffic—estimated for the year under review at Rs. 1,577,175, an increase of Rs. 59,620 over that of the preceding year,—is conducted by a few Thibetan, Tomo, and Chinese merchants, whose demands are supplied at Kalimpong, Darjeeling, and Calcutta almost exclusively by Native dealers. The trade at Kalimpong, with the exception of one British merchant, is carried on principally by barter, the Native dealers advancing Foreign goods on the security of the next year's Wool. That the volume of trade has increased since the opening of the mart cannot be gainsaid, but to an extent utterly disproportionate to its possibilities of expansion. And to the supineness and want of enterprise on the part of the mercantile community generally must, in a great measure, be ascribed the fact that the capabilities of this region are apparently unknown and its requirements still uncatered for. With trade relations placed on a more satisfactory footing the volume of trade of this region is capable of considerable expansion, for, even under existing conditions, demand on both sides of the frontier continues to increase.

2°. REVENUE.—*Nil.*

3°. FOREIGN TRADE.—(a.) *Imports.*—A comparison of the General Tables with those of the preceding year shows that there were substantial increases in White and Coloured Cottons, Dyed Drills, Velveteens and Velvets, Cambrics, and Towels. Cottons of Nepalese origin were in excess, while those from China and Japan fell off. Cotton Yarn shows a slight excess, but Thread and Wool decreased. Woollen Cloth and Woollen and Cotton Mixtures increased by some 10,349 and 980 yards respectively. In Metals, Brass, Brass and Copper Sheets, German Silver Sheets, Bar Iron, Pewter, and Tinplates increased, while Copperware, Iron Sheets, Ironware, Solder, and Tinware show a falling off. The demand for Old Iron—chiefly Iron Banding—exhibits a steady improvement; the deliveries equalled 1,112 maunds, against 534 maunds in 1901. All the items under Metals are as yet of trivial value, but with a little enterprise would seem capable of considerable expansion. The importations of Maize and Fresh Fruit show a considerable falling off, mainly due to enhanced prices—the result of short crops, which were caused by destructive hailstorms in the early part of the year. In Sundries the principal increases occurred in Chinese Caps, Chinaware, Cutch, Dye-lac, Flour, Window Glass and Glassware, Gold-foil, Indigo, Knives, Madder, Matches, Mirrors, Sateens, Land-otter Skins, Sugar, and Sugar Candy. Tobacco reached the respectable total of 4,875 maunds, valued

at Rs. 58,512, an increase of 1,908 maunds over the figures of the preceding year. The year's increase may to some extent be attributable to the more favourable prices ruling—Rs. 8 per maund, against Rs. 12 in 1901. Most of the other items enumerated under this heading show a considerable falling off. It is worthy of note that much of the Chinese importations, that formerly came overland, *via* Ta-chien-lu through the Thibetan province of Kham, are now being brought by the sea route *via* Calcutta, which is apparently coming into favour. The disturbed state of the Chinese province of Szechwan no doubt tended to give a temporary impetus to the sea-borne trade, but it would seem not improbable that trade between China and this part of Thibet will eventually be diverted from the old-established land route across the province of Kham. The total value of Imports was estimated at Rs. 761,837, against Rs. 734,075 for 1901.

(b.) *Exports.*—The value of Exports—Rs. 815,338—is Rs. 31,858 over the figures for 1901. The principal Export—Sheep's Wool—fell off by some 10,620 maunds as compared with the preceding year. The quality of this staple is coarse and mixed, and still shows no improvement, and complaints of damp packing and fraudulent weighting seem general. If more care were taken in the selecting and packing in Thibet, better prices would be realised and the future prospects of the trade thereby enhanced. Musk, the next article of importance, increased by some 1,564 tolas; it is entirely in the hands of Chinese monopolists, who ship chiefly to Canton. Woollen Cloth shows a decrease of 6,172 yards. Yak Tails were in good demand at Calcutta, and some 1,568 maunds were exported. This is the largest exportation on record, and had prices not fallen toward the end of the year, from Rs. 65 to Rs. 50 per maund, this total would have been considerably exceeded, for the bulk of the later consignments were held back in anticipation of a rise in prices. Some 129 Mules and 407 Ponies passed through for sale at the *méla* (fair), held annually at Kalimpong, in the month of November. Chinese Silk shows a decrease of 72 yards, and Fox and Lamb Skins fell off by some 3,640 and 24,630 pieces respectively.

4°. INLAND TRANSIT.—*Nil.*

5°. PASSENGER TRAFFIC.—Not ascertainable. 15 Europeans visited Yatung during the year.

6°. TREASURE.—Silver was exported to the extent of Rs. 94,725, against Rs. 76,182 in 1901. The import of Silver was Rs. 53,165, against Rs. 48,140 in 1901. Some Rs. 9,000 exported represent remittances to China by Chinese officials in Thibet.

7°. OPIUM.—*Nil.*

8°. MISCELLANEOUS.—Each year has its general character for good or evil foretold in the astrological books of Thibet, and dire calamities are prophesied for the "Water-Hare" year (1903). The Thibetans are, however, staunch believers in the efficacy of prayers, charms, and spells to dispel such evil influences, so throughout this mystic land the lamas at all the monasteries have been unceasing in their efforts to combat the impending evil. Lest, however, the harm might come from without, reincarnations from the Lhassa monasteries were specially deputed to proceed to Khambu, Tingri, and Yatung to propitiate the offended deities. The Neichung Tu Pei K'u (reincarnation from the Neichung monastery, near Lhassa) arrived at Rinchingong on the 26th December, and, with imposing ceremony, proceeded the following morning to the Kar-gyupa Gómpa, situated about a mile below Yatung on a spur overlooking the vale of the Mo-chu (莫竹江), where he at present remains wrestling with the threatened calamities, which it is hoped may, in whole or in part, be averted by virtue of his intervention. His Excellency AN CH'ENG (安成), Assistant Chinese Imperial Resident at Lhassa, reached

Yatung on the 6th November on the conclusion of his annual tour of inspection, and left again for Lhasa on the 10th November. On three separate occasions during the year parties of armed Bhutanese visited the Chumbi Valley and, under various pretexts, levied blackmail on its inhabitants, the Tomos. These raids have now become an annual institution. On the occasion of the last raid the Paro Poulo (Governor of the Bhutanese province of Paro) sent an armed party of his henchmen on the chivalrous errand of demanding justice on behalf of a Tomo woman who had sought his protection against the injustice of her own officials. This woman, it appears, as is customary among the Tomos, had deposited her trinkets—valued at about Rs. 1,000—for safe keeping with a rich kinsman; but when she requested their return was informed that the trinkets had already been handed back to her. This the woman denied, so the case came up for trial before a petty Thibetan officer stationed at Yatung, who decided the case in favour of the rich kinsman. The woman then appears to have gone to Bhutan and laid her case before the Paro Poulo, who readily embraced so favourable an opportunity to supplement his income and at the same time pose as a champion of the oppressed. He accordingly despatched an armed party to the Chumbi Valley to demand justice for this woman. After some days parleying, without apparently affecting any result, the Bhutanese, in a manner peculiar to themselves, proceeded to settle the question by appropriating everything they could lay hands on. They carried away live stock and valuables to the extent of Rs. 3,000, besides two Tomo women—mother and daughter,—whom they still detain pending the receipt of an adequate ransom. And the unfortunate Tomo woman, the loss of whose trinkets was the ostensible cause of the raid, is still without her trinkets or any compensation. Such then are some of the amenities that tend to make life for the dwellers in this peaceful valley less irksome than it might otherwise become. The Jalep Pass was blocked to traffic by snow from the 20th to the 26th March, and again from the 27th April to about the 15th May. The snowfall for the year was 37 inches; the first snow was observed on the peaks above the Jalep Pass on the 16th September. The rainfall amounted to 58.66 inches. The highest temperature recorded was 69° F.; and the lowest, 16° F.

W. R. M'D. PARR

Acting Commissioner of Customs.

YATUNG (TIBET), 25th January 1903.

**YATUNG TRADE RETURNS,
FOR THE YEAR 1902.**

A.—GENERAL TABLES.

TABLE No. I.—REPORTS TO THE CUSTOMS.

a.—Applications, Inwards and Outwards.

—	MARCH QUARTER.	JUNE QUARTER.	SEPTEMBER QUARTER.	DECEMBER QUARTER.	TOTAL.
Inwards (to Thibet).....	366	336	182	276	1,160
Outwards (from Thibet).....	360	271	68	437	1,136
TOTAL.....	726	607	250	713	2,296

b.—Loads carried, by Men and Pack-animals, Inwards and Outwards.

—	MARCH QUARTER.	JUNE QUARTER.	SEPTEMBER QUARTER.	DECEMBER QUARTER.	TOTAL.
Inwards (to Thibet).....	9,740	6,733	1,853	6,013	24,339
Outwards (from Thibet).....	10,939	9,492	1,117	14,956	36,504
TOTAL.....	20,679	16,225	2,970	20,969	60,843

TABLE No. II.—GROSS VALUES OF THE TRADE PASSING YATUNG, 1902.

IMPORTS INTO THIBET.	EXPORTS FROM THIBET.	TOTAL VALUE.
<i>Rupees</i> 761,837	<i>Rupees</i> 815,338	<i>Rupees</i> 1,577,175

TABLE No. III.—IMPORTS INTO THIBET ACROSS THE SIKKIM-THIBET FRONTIER.

DESCRIPTION OF GOODS.	Classifier of Quantity.	QUANTITY.	VALUE.	DESCRIPTION OF GOODS.	Classifier of Quantity.	QUANTITY.	VALUE.
COTTON GOODS:—				SUNDRIES, continued:—			
			<i>Rupees.</i>				<i>Rupees.</i>
Piece Goods, White.....	<i>Yards</i>	292,822	47,029	Cattle.....	<i>Head</i>	30	718
" " Blue.....	"	237,031	39,787	China ware.....	<i>Maunds</i>	450	23,212
" " other Colours.....	"	38,401	11,562	Cigars and Cigarettes.....	<i>Value</i>	...	134
" " Chinese.....	"	2,528	957	Clocks and Watches.....	<i>Pieces</i>	86	389
" " Japanese.....	"	360	96	Coral.....	<i>Value</i>	...	17,282
" " Nepalese.....	"	1,770	265	" Imitation.....	"	...	4,622
" " Printed and Fancy.....	"	74,764	20,458	Cutch.....	<i>Maunds</i>	374	7,085
White Drills.....	"	46,776	10,908	Dye-lac.....	"	53	1,120
Dyed ".....	"	144,621	78,565	Dyes, Aniline.....	"	21	1,927
Velvets.....	"	600	2,400	Embroideries.....	<i>Value</i>	...	1,645
Velveteens.....	"	540	500	Enamelware.....	<i>Maunds</i>	22	1,036
Cambrics.....	"	708,514	47,997	Feathers, Peacock.....	"	6	298
Towels.....	<i>Pieces</i>	18,428	1,805	Fish Maws.....	"	1	130
Shawls.....	"	158	248	Flour.....	"	206	2,050
Dhurries.....	"	64	156	Fruit, Fresh.....	"	582	2,413
Cotton Yarn, White.....	<i>Maunds</i>	113	3,154	" Dried.....	"	169	1,994
" " Dyed.....	"	108	3,924	Glass, Window.....	"	107	1,373
" " Thread.....	"	69	4,259	Glassware.....	"	11	192
" " Wool.....	"	11	295	Gold-foil.....	<i>Value</i>	...	2,600
				Ground-nuts.....	<i>Maunds</i>	4	76
				Hides.....	<i>Pieces</i>	256	108
				Horses, Australian.....	<i>No.</i>	2	900
				Incense.....	<i>Maunds</i>	53	715
				Indigo.....	"	163	21,945
				Jadestoneware.....	<i>Value</i>	...	1,000
				Knives.....	<i>Pieces</i>	1,706	850
				Lamps and Lanterns.....	"	102	266
				Lard.....	<i>Maunds</i>	2	40
				Madder.....	"	170	861
				Maize.....	"	5,470	17,645
				Matches.....	<i>Gross</i>	4,485	4,585
				Medicines.....	<i>Maunds</i>	69	1,290
				Mirrors.....	<i>Pieces</i>	20,886	782
				Needles.....	<i>Maunds</i>	4	96
				Oil, Kerosene.....	<i>Cases</i>	335	2,678
				Paints.....	<i>Maunds</i>	61	1,646
				Pigs.....	<i>No.</i>	68	1,223
				Pipes, Chinese.....	<i>Pieces</i>	500	1,000
				Pork.....	<i>Maunds</i>	177	2,626
				Poultry.....	<i>No.</i>	268	216
				Raisins.....	<i>Maunds</i>	30	657
				Rattans.....	"	3	12
				Rice.....	"	375	2,628
				Safflower.....	"	2	3,458
				Sal Ammoniac.....	"	6	84
				Sandalwood.....	"	22	780
				Sateens.....	<i>Yards</i>	924	845
				Seaweed.....	<i>Maunds</i>	10	964
				Seed, Murwa.....	"	3	13
				" Sesamum.....	"	11	173
				Sharks Fins.....	"	1	560
				Shells, Conch.....	"	35	2,516
				Silk, Chinese.....	<i>Yards</i>	8,550	26,458
				" Tussore.....	"	6,638	6,780
				Skins (Furs), Land-otter.....	<i>Pieces</i>	3,506	13,271
				Soap.....	<i>Maunds</i>	8	114
				Soy.....	"	22	536
				Spices.....	"	21	876
				Stores, Oilman's.....	"	147	3,472
				Sugar.....	"	618	7,560
				" Candy.....	"	20	324
WOOLLEN GOODS:—							
Cloth.....	<i>Yards</i>	65,102	112,392				
MISCELLANEOUS PIECE GOODS:—							
Woolen and Cotton Mixtures.....	<i>Yards</i>	2,930	1,626				
METALS:—							
Iron, Bar.....	<i>Maunds</i>	58	522				
" " Sheets.....	"	535	5,789				
Ironware.....	"	758	10,982				
Tinplates.....	"	31	800				
Tinware.....	"	42	942				
Copper, Sheets.....	"	499	25,467				
Copperware.....	"	16	886				
Brass.....	"	18	640				
" " Sheets.....	"	222	9,663				
German Silver, Sheets.....	"	95	8,169				
" " Wire.....	"	2	175				
Pewter.....	"	27	434				
Solder.....	"	4	273				
Metal, Old.....	"	1,112	8,932				
SUNDRIES:—							
Barley.....	<i>Maunds</i>	14	70				
Beads.....	"	81	2,279				
Beans.....	"	18	113				
Betel-nuts.....	"	2	16				
Bicho de Mar.....	"	2	245				
Brass-foil.....	<i>Value</i>	...	470				
Butter.....	<i>Maunds</i>	7	210				
Buttons, Brass.....	<i>Dozens</i>	360	66				
Candles.....	<i>Maunds</i>	12	291				
Caps, Chinese.....	<i>Pieces</i>	8,070	22,020				

TABLE No. III.—IMPORTS INTO THIBET ACROSS THE SIKKIM-THIBET FRONTIER—*Cont^a*

DESCRIPTION OF GOODS.	Classifier of Quantity.	QUANTITY.	VALUE.	DESCRIPTION OF GOODS.	Classifier of Quantity.	QUANTITY.	VALUE.
<i>SUNDRIES, continued:—</i>				<i>SUNDRIES, continued:—</i>			
			<i>Rupees.</i>				<i>Rupees.</i>
Tobacco.....	<i>Maunds</i>	4,875	58,512	Vermicelli.....	<i>Maunds</i>	5	108
Turquoise.....	<i>Value</i>	...	3,800	Vermilion.....	"	14	1,555
Umbrellas.....	<i>Pieces</i>	2,214	1,999	Sundries, Unenumerated.....	<i>Value</i>	...	4,883
Vegetables, Fresh.....	<i>Maunds</i>	34	212				
" Dried.....	"	4	82	TOTAL.....	<i>Rupees</i>		761,837

TABLE No. IV.—TRADE IN NATIVE PRODUCE.—Imports and Re-exports.

Nil.

TABLE No. V.—EXPORTS FROM THIBET ACROSS THE SIKKIM-THIBET FRONTIER.

DESCRIPTION OF GOODS.	Classifier of Quantity.	QUANTITY.	VALUE.	DESCRIPTION OF GOODS.	Classifier of Quantity.	QUANTITY.	VALUE.
			<i>Rupees.</i>				<i>Rupees.</i>
Blankets.....	<i>Pieces</i>	522	1,370	Mules.....	<i>No.</i>	129	13,250
Books, Thibetan.....	<i>Value</i>	...	1,250	Musk.....	<i>Tolas</i>	5,861	93,896
Boots, ".....	<i>Pairs</i>	30	90	Mutton.....	<i>Maunds</i>	11	212
Bristles.....	<i>Maunds</i>	2	200	Ponies.....	<i>No.</i>	407	26,889
Caps, Chinese.....	<i>Pieces</i>	400	650	Silk, Chinese.....	<i>Yards</i>	160	560
Cheese.....	<i>Maunds</i>	42	358	Skins, Burhel.....	<i>Pieces</i>	76	30
Cloth, Woollen.....	<i>Yards</i>	2,525	948	" (Furs), Fox.....	"	30	90
Clothing, Thibetan.....	<i>Pieces</i>	20	450	" " Lamb.....	"	57,000	10,653
Curiosities.....	<i>Value</i>	...	4,570	Vegetables, Dried.....	<i>Maunds</i>	11	135
Earthenware.....	<i>Maunds</i>	1	20	Wax, Sealing.....	"	3	28
Flour, Barley.....	"	14	132	Wool, Sheep's.....	"	33,261	582,437
Hides, Yak.....	<i>Pieces</i>	311	1,254	Yak Tails.....	"	1,568	74,646
Incense.....	<i>Maunds</i>	16	800	Sundries, Unenumerated.....	<i>Value</i>	...	202
Mats, Woollen.....	<i>Pieces</i>	42	210				
Medicines.....	<i>Maunds</i>	1	8	TOTAL.....	<i>Rupees</i>		815,338

TABLE No. VI.—TRANSIT TRADE.

Nil.

TABLE No. VII.—DUTIES.

Not collectable.

B.—SPECIAL TABLES.**TABLE No. 1.—IMPORT TRADE.**

Comparative Table of the principal Articles of Import, for the Years 1895 to 1902.

DESCRIPTION OF GOODS.	Classifier of Quantity.	1895.	1896.	1897.	1898.	1899.	1900.	1901.	1902.
COTTON GOODS.....	<i>Yards</i>	812,526	1,102,262	1,391,652	1,191,165	2,261,419	1,173,571	1,245,033	1,548,727
Cotton Yarn, Thread, and Wool.....	<i>Maunds</i>	269	264	358	479	359	207	350	301
WOOLLEN GOODS:—									
Cloth.....	<i>Yards</i>	28,315	27,881	58,196	55,707	74,249	55,067	54,753	65,102
MISCELLANEOUS PIECE GOODS:—									
Woolen and Cotton Mixtures.....	<i>Yards</i>	282	5,120	10,299	14,936	11,388	6,843	1,958	2,930
METALS.....	<i>Maunds</i>	1,364	2,920	3,386	3,090	2,847	3,133	2,725	3,419
SUNDRIES:—									
Beads.....	<i>Maunds</i>	99	166	173	141	104	127	147	81
Chinaware.....	"	317	320	327	622	377	454	423	450
Clocks and Watches.....	<i>Pieces</i>	125	88	145	142	77	97	90	86
Coral.....	<i>Tolas</i>	333	803	1,268	12,126	2,420	2,963	1,369	1,088
Cutch.....	<i>Maunds</i>	292	198	451	551	162	266	295	374
Dye-lac.....	"	20	30	29	56	39	46	38	53
Dyes, Aniline.....	"	...	5	12	24	28	23	37	21
Flour.....	"	97	128	136	218	140	150	116	206
Fruit, Fresh and Dried.....	"	984	1,684	1,286	1,504	1,104	935	1,595	751
Indigo.....	"	228	88	152	150	77	56	138	163
Madder.....	"	76	137	150	173	65	144	127	170
Maize.....	"	7,756	5,954	4,821	7,266	7,654	5,590	7,779	5,470
Matches.....	<i>Gross</i>	1,438	1,956	1,717	2,700	4,193	4,780	4,398	4,485
Oil, Kerosene.....	<i>Cases</i>	312	224	275	347	363	303	348	335
Paints.....	<i>Maunds</i>	100	43	113	116	139	77	97	61
Rice.....	"	318	888	219	674	770	606	602	375
Silk.....	<i>Yards</i>	3,452	6,905	10,458	17,915	35,607	15,570	19,321	15,188
Skins (Furs), Land-otter.....	<i>Pieces</i>	...	2,619	2,291	1,724	3,977	5,699	2,967	3,506
Stores, Oilman's.....	<i>Maunds</i>	63	67	68	82	114	163	143	147
Sugar.....	"	144	279	570	600	416	374	385	618
Tobacco.....	"	1,731	2,792	4,762	2,943	2,759	2,046	2,967	4,875
Umbrellas.....	<i>Pieces</i>	1,943	2,821	5,470	3,320	3,080	2,589	4,588	2,214

TABLE No. 2.—EXPORT TRADE.

Comparative Table of the principal Articles of Export, for the Years 1895 to 1902.

DESCRIPTION OF GOODS.	Classifier of Quantity.	1895.	1896.	1897.	1898.	1899.	1900.	1901.	1902.
Blankets.....	<i>Pieces</i>	1,004	461	464	596	1,053	740	560	522
Cheese.....	<i>Maunds</i>	37	67	52	25	65	78	38	42
Cloth, Woollen.....	<i>Yards</i>	21,803	3,936	43,270	15,380	28,932	7,838	8,697	2,525
Medicines.....	<i>Maunds</i>	7	51	7	17	50	35	34	1
Mules.....	<i>No.</i>	303	142	184	93	80	45	126	129
Musk.....	<i>Tolas</i>	5,023	3,109	2,386	4,772	7,252	5,604	4,297	5,861
Ponies.....	<i>No.</i>	444	282	287	239	392	343	573	407
Silk, Chinese.....	<i>Yards</i>	170	582	1,166	965	306	1,712	232	160
Skins (Furs), Fox.....	<i>Pieces</i>	2,800	6,940	932	34	3,670	30
" Lamb.....	"	72,140	332	82,230	57,600
Wax, Sealing.....	<i>Maunds</i>	10	3	6	12	4	3	2	3
Wool, Sheep's.....	"	30,994	38,361	40,034	38,586	34,232	31,744	43,881	33,261
Yak Tails.....	"	738	782	723	829	1,069	689	1,026	1,568

TABLE No. 3.—VALUE OF TRADE.

Comparative Table of the Value of the Trade, for the Years 1895 to 1902.

YEARS.	IMPORTS INTO THIBET.	EXPORTS FROM THIBET.	TOTAL IMPORTS AND EXPORTS.	RE- EXPORTS.	TREASURE.		TRANSIT TRADE.	
					Imported.	Exported.	Inwards.	Outwards.
	<i>Rupees.</i>	<i>Rupees.</i>	<i>Rupees.</i>	<i>Rupees.</i>	<i>Rupees.</i>	<i>Rupees.</i>	<i>Rupees.</i>	<i>Rupees.</i>
1895.....	416,218	634,086	1,050,304	...	328,480	17,822
1896.....	561,395	781,269	1,342,664	...	291,106	18,965
1897.....	674,139	820,300	1,494,439	...	207,074	65,185
1898.....	718,475	817,851	1,536,326	...	145,590	194,350
1899.....	962,637	822,760	1,785,397	...	102,389	319,483
1900.....	730,502	710,012	1,440,514	...	93,070	228,050
1901.....	734,075	783,480	1,517,555	...	48,140	76,182
1902.....	761,837	815,338	1,577,175	...	53,165	94,725

TABLE No. 4.—TREASURE.

Treasure Imported and Exported across the Sikkim-Thibet Frontier during the Year 1902.

IMPORTS.			EXPORTS.		
Gold, in Bars.	Silver, in Rupees.	TOTAL.	Gold, in Bars.	Silver, in Rupees.	TOTAL.
<i>Rupees.</i>	<i>Rupees.</i>	<i>Rupees.</i>	<i>Rupees.</i>	<i>Rupees.</i>	<i>Rupees.</i>
...	53,165	53,165	...	94,725	94,725

TABLE No. 5.—PASSENGER TRAFFIC.

Not ascertainable.

NOTE

In English weights—

One Tola = $6\frac{1}{2}$ drams avoirdupois.
 One Seer = $2\frac{1}{2}$ pounds "
 One Maund = 82 $\frac{1}{2}$ " "

In Chinese weights—

One Tola = 3 mace.
 One Seer = $1\frac{1}{2}$ catties.
 One Maund = 60 "