

Historic, archived document

Do not assume content reflects current scientific knowledge, policies, or practices.

18

SAPA

WAN

S
I
C
Y

FREE INSTRUCTIONS

*Printed on order envelope
are featured in this Catalogue*

FROM THE HOUSE OF

Import Division

GURNEY

**SPRING
AND FALL
1926**



RECORDED
AUG 8 1926
1931

62.75

WASTESA

OPATA

SAPA


ZUMBRA
CHERRY

WANETA

**GURNEY
SEED AND
NURSERY
COMPANY
YANKTON, S.D.**

GURNEY'S
DAKOTA
PEACH

HANSKA



EARLIEST OF ALL CABBAGE—
This is a strictly new variety of Danish
production, maturing medium
sized, extra solid heads and a
larger percentage per hundred
plants than any other variety,
which makes it the most val-
uable for market gardeners
and home consumption.
Package 15c; oz. 40c;
 $\frac{1}{4}$ lb. \$1.50; 1 lb.
\$4.50 postpaid.

**GURNEY'S DA-
KOTA RED GLOBE
ONION** — The most
profitable, highest
yielding, best shape,
red onion, the kind that
pays dividends. Packet,
15c; oz. 60c; $\frac{1}{4}$ lb. \$2.25;
 $\frac{1}{2}$ lb. \$4.25; 1 lb. \$8.00.

GURNEY'S MODEL GLOBE

BEET: No other beet equal to it for
uniform size, shape, color, earliness
and quality. Foliage, dark red, very
ornamental. Package 10c; 1 oz. 15c;
 $\frac{1}{4}$ lb. 40c; $\frac{1}{2}$ lb. 70c; 1 lb. \$1.00 postpaid.

CORPORAL GURNEY WATERMELON

The original of this picture measured 24 inches
in length and weighed 42 pounds. Color of the
rind, light-gray, the flesh bright red and absolut-
ely the highest quality of any melon grown.
It is also the best shipping melon. A heavy
man could stand on this melon without
breaking it. Package 10c; oz. 20c; $\frac{1}{4}$ lb. 50c;
 $\frac{1}{2}$ lb. 75c; 1 lb. \$1.25; 5 lbs. \$5.00.

60th ANNIVERSARY GREETING FROM THE HOUSE OF GURNEY



LEFT TO RIGHT—CHARLES, DONALD, HENRY, SEWELL, D. B., ED., CASSIUS, PHILLIP, GEORGE, CHANDLER—ALL GURNEYS

The above photograph is of the Manager and the Department heads at this time, our 60th anniversary, we greet you and would like to if it were possible, shake hands with you. Three generations of Gurneys have been in this business their lifetimes and since 1866 the headquarters have been in the northwest and all of that time we have fought and built principally for the northwestern agriculturist, tho our business covers every section of the United States and most foreign countries.

We find that the majority of the northwestern grown seeds are better for all sections of the United States than seeds grown elsewhere. This is equally as true of nursery stock.

We are pleased that agricultural conditions over the United States have improved during each of the last three years. Much of this increased prosperity came thru more diversified farming and assisted materially with the flocks of chickens and cream cans, and the practice of many economies.

There seems to be a general feeling that there will be gradual improvement for many years, and it is probably better so—rather than a boom that might last for a season and then break, leaving all of us about as we were after the war.

Agriculture is the basis of all wealth and it cannot fail, but each of us must assist in our best way to bring it back to a solid foundation. We have tried to, and I believe have at least partially, succeeded in doing our part through our Service Department, giving the best advice and seeds to our customers. We have many customer farm owners who plan their crops with us several years in advance, making their rotation to improve land rather than to destroy it and I do not know of a case where they have conferred with us and followed an agreed program but what they



COL. C.W. GURNEY

1866—1913

have profited by it and it has given us much pleasure. All of this service is free to any who ask for it.

The year of 1925 will go into history as one of many peculiarities in weather conditions: violent storms destroying millions of dollars worth of property; excessive moisture, even floods, destroying crops in many places while other sections were visited by the most severe drouth of many years—still this great country produced a normal crop of most everything and we will all continue to plant and harvest as heretofore, and the **harvest will generally be as we make it.**

Crops depend on many conditions that are entirely under your control and many that nature controls. You can make the perfect seed bed; you can plant good seed; you can cultivate sufficiently and at the proper time; you can rotate crops and improve—not destroy—your land.

If you do these things, then you have done your part and will nine times out of ten, harvest profitably. Nature may beat you once in many years but it is the same chance that any one takes in any business whether it be agriculture, mercantile or professional.

We are here to help you by giving you the best service which means assistance with your agricultural problems, highest grade goods for you to plant, and prompt service when the order is placed with us will lessen your responsibility in the production of the big, profitable crop that you are wanting.

Many agriculturists are not awake to the fact that alfalfa, sweet clover, soy beans and many other forage crops have equally as much feeding value per ton as corn or oats and that they improve the land each year while other grains "take from," more than they "return to." Just bear this in mind and divide your farms so that you can make a proper rotation that will improve the land and your financial conditions at the same time; enough chickens and cream to pay the running expenses and the other crops for the year's profit. If you do this, there will be undenied prosperity to all of us.

Brother Donald, at the head of the field, garden and flower seed department, wishes me to tell you that orders from these Departments will be packed and shipped to you on the day they are received. This is a proper service that you are entitled to and we are ready to give it.

All of the Gurneys join with me in wishing you a prosperous 1926 and, if you give them the opportunity, they will work with you to that end.

D. B. GURNEY,
President

READ CAREFULLY—BUSINESS RULES, INSTRUCTIONS AND GUARANTEE

Any business to be successful must have "Rules," and live up to them

No. 1—Never allow any seed to leave our possession until it has been tested, and shows a germinating test that would satisfy us for our own planting.

No. 2—Use every means in our power to know that all Seed and Nursery Stock sent out by us are true to name.

No. 3—Never give customers less than they pay for; always give them full amount of the very best goods and then put in some extra.

No. 4—We guarantee safe arrival at your post office or railroad station of any goods purchased from us, provided you send us notice of their failure to arrive within three months from date of shipment. We do not guarantee

TRANSPORTATION—READ CAREFULLY

No. 6—At the prices quoted we deliver goods to any Express or Railway Company or postoffice in the city of Yankton, no charge for bags or boxes. All seeds quoted in **packages, ounces, one-fourth, one-half or one pound**, and all **strawberries**, will be sent by parcel post or express, all charges paid to your postoffice or railroad station. Transportation charges on all other seeds and nursery stock, machinery, or other goods handled by us are to be paid by the purchaser.

No. 7—Follow shipping instructions given by the customer; if none are given, use our best judgment, always securing the lowest possible rate for them.

No. 8—When we receive an order for goods without any signature, or one we cannot read, we use every effort to locate the party. To avoid this extra trouble and delay in filling orders, please **sign your name to your orders**; give the P. O. address, Rural Route, County, State and name of railroad. Make them plain so that anyone can read them.

No. 9—We guarantee safe arrival of all money paid us by bank draft, personal check, express or postoffice money order. We accept currency and coin in any amount, but advise against sending it as it is easily lost in the mail.

No. 13—We can deliver to your door packages weighing up to and including 70 lbs., in the first, second and third zones, 50 lbs. outside of those three zones. We can deliver these packages to you at very low rate, lower than express rate in most cases. This will undoubtedly mean a readjustment of express rates to a lower basis.

No. 14—Orders packed in rotation as received. Notice mailed on day of receipt of order if order cannot be packed that day. All perishable goods ordered will be shipped just as early in the spring as the weather will permit.

They will reach you in time.

No. 15—We guarantee that all seed ordered from this catalog will prove of satisfactory germinating test to you; that is, on arrival of the seed test it, and if it does not prove satisfactory you may return it to us with **fifteen** days after receipt of the seed by you, returning at our expense, and your money, together with the transportation charges which you have paid, will

PARCEL POST

against loss of goods after arrival at prepaid stations where there are no agents. If goods are received at your station or through the postoffice in bad order, accept them, but in every case, if through the postoffice have a statement made by the postmaster or the carrier of the condition of the package when you receive it; if through the railway or express company, a notation on the freight or express receipt of its exact condition, noting torn sacks, shortage in weight, or any other damage that may be made to the shipment. Return this to us and we will immediately reimburse you and make our claim against the transportation company. This protects you and

No. 5—Never open a book account with any person; cash before shipment.

We do not guarantee its safe arrival. We accept postage stamps in payment of goods, and request when you send them, that you make them in 5c and up denominations. **We, however, do not guarantee their safe arrival.** Your personal check is the most convenient method for you to use. It is often inconvenient to send to town for draft or money order, and if you have money in the bank to cover your check it is good with us. We make you this offer to save you delay and trouble in obtaining the goods you need.

No. 10—If we do not have every item ordered, we do not substitute, without your permission. All money sent for goods that we are unable to fill is returned promptly.

No. 11—We send out nothing but goods of the best grade. If you want a cheaper, poorer grade, you will have to purchase elsewhere.

No. 12—Prices on all goods subject to change without notice. This is a very important paragraph, as in these times of changing prices it is very difficult to determine what prices may be in February, March or April at the time of writing this catalog in November. We use our best judgment and any information we can secure. Remember, we are just as willing to lower as to raise prices if the market will warrant.

It is so manifestly impossible for a seller of any perishable article to be responsible for what may happen to it after it leaves his hands, especially one like seeds, which are planted under varying conditions of soil and climate, that we and all other American seed houses disclaim responsibility as to the crop that may be raised from seed which we sell. At the same time, in case of failure to secure proper results caused from some inherent fault in the seeds themselves, Gurney Seed and Nursery Company accept responsibility, not for the crop, but to the extent of the amount of money paid for the seed if immediately advised; or, seeds may be returned. We do not warrant in any way, express or implied, the contents or the description, quality, productiveness, or any other matter of any seed and we will not be in any way responsible for the crop. If the purchaser does not accept the goods on these terms they are at once to be returned, and your money and transportation charges paid by you will be cheerfully refunded.

NURSERY DEPARTMENT

Ten Tree Commandments

1. Trim all broken roots with a sharp knife, cutting slantwise from the under side.
2. Dig a hole larger than the space the roots will take up.
3. Place the top soil on one side of the hole and the sub-surface soil on the other.
4. Slightly loosen the soil at the bottom of the hole.
5. Bed the tree on the good soil, pressing it well around the roots.
6. Fill up with subsoil, packing and watering it well.
7. Set the tree about two inches deeper than it was.
8. Never let the exposed roots dry for one minute.
9. Prune the top until the branch system is **slightly smaller than the roots.**
10. Cultivate the soil around the tree every week, commencing middle of May; last cultivation about August 20th.

Packing is done in the best manner with the best packing material and every order rolled or made into a neat bale, burlapped, papered and encased in straw, or boxed.

Water-proof paper is used in wrapping all parcels post shipments.

Terms: $\frac{1}{2}$ Cash with order. We cannot book orders excepting where remittance or partial remittance is received with order.

Quantities Ordered—One to 9 at single rates; 10 to 99 at 10 rates; 100 to 499 at 100 rates; 500 and up at 1,000 rates, unless priced otherwise.

Instructions—With each order will be sent a pamphlet giving full directions for the proper care and handling of everything sent out.

"Experience" is said to "teach a dear school." We have had a long experience in this school and what we learned at the greatest cost may be yours for the asking. Write what your conditions are—soil, exposure, surroundings; write and tell us what you want, and you will receive a prompt answer with all attainable information. **YOU DO NOT HAVE TO BUY ANYTHING TO GET THE BENEFIT OF OUR 59 YEARS EXPERIENCE IN THE NORTHWEST.**

Shipping—We have the Great Northern, North-Western and Milwaukee railroads. We will ship by mail, express or freight, as directed, but where no directions are given we will use our best judgment. Purchaser pays transportation.

Shipping Season—We can ship, as a rule, from the middle of March throughout April and May.

Prepaid Stations—Some stations are called "Prepaid," as the company has no agent there; in such cases all transportation charges have to be paid at this end. The goods are taken from the trains at these prepaid stations and left there at purchaser's risk only.

Nursery Stock by Express—We earnestly advise that you have your nursery stock shipped by express, so that your goods are not so long on the road.

Parcels Post—We have fine success sending nursery stock by parcels post. We can make shipments of up to 70 lbs. in the 1st and 2nd zones, and up to 50 lbs. in all other zones. We cannot ship trees of over 4 ft. in length by parcels post. Where postage is not included we will send the goods and you pay the postage on receipt of trees.

GUARANTEE—We will guarantee everything sent out to be true to name and in good growing condition. If otherwise, you must notify us at once, money will be refunded or other stock sent free of charge. **All stock that fails to grow will, on application, after July 15th and before August 15th, be refurbished at one-half catalog price the following spring or fall unless otherwise stated in catalog or letter, PROVIDING INSTRUCTIONS ARE FOLLOWED. WE MAKE NO OTHER GUARANTEE.**

Five Per Cent off for Early Nursery Orders Only

Early orders for nursery stock are more valuable to us than late ones, and we will, on all orders received before March 10th, allow you to add **in stock** 5 per cent of the amount of your order. Thus, for \$20.00 you can buy \$21.00 worth of goods, when full remittance is received with the order.

FREE FROM DANGEROUS INSECTS AND DISEASES

STATE OF SOUTH DAKOTA CERTIFICATE OF NURSERY INSPECTION OFFICE OF SECRETARY OF AGRICULTURE

Pierre, S. D., August 21, 1925

THIS IS TO CERTIFY that the nursery stock growing in the Gurney Seed & Nursery Co., of Gurney Seed & Nursery, inc., proprietors at Yankton, South Dakota, has been inspected by John Heland, a duly appointed inspector of this office, in accordance with the provisions of Chapter 7, Laws of 1917, State of South Dakota, and permission is hereby granted said Nursery to sell and ship nursery stock which has been officially inspected and found apparently free from injurious insects, Aracnids, worms and dangerous plant diseases.

This Certificate is valid until July 1st, 1926, unless revoked.

Resident Nursery Certificate No. 235. Number of acres inspected, 240.

B. F. MYERS, Secretary of Agriculture.

F. W. MEDBERY, Director of Inspections.

JOHN HETLAND, Nursery Inspector.

We can ship nursery stock into any State. In shipping into Canada the purchaser must secure a permit from the Canadian Government. This permit should accompany the order mailed to us before shipping time.

	Bu.	Lbs.	Oz.	Pkt.	No.	Name of Goods Ordered	Size	\$	Cts.
LAWN MIXTURE									
Capital, 20 lbs.....								\$11.00	
For shady places, 10 lbs..								5.75	
CLOVERS									
								Per 100	
								Lbs.	
Sweet Clover White Blossom.....								\$12.00	
Grundy County Dwarf..								18.00	
Yellow Blossom.....								12.00	
Hubam—Annual.....								38.00	
Medium Red.....								39.00	
Mammoth Red.....								39.00	
Alsike.....								32.00	
White Dutch.....								67.00	
Alsike and Timothy Mixed.....								14.00	
SEED CORN									
								Per Bushel	
Standard varieties Dent..								\$ 3.75	
Standard varieties Flint..								4.00	
POPCORN									
								Per 100	
								Lbs.	
White Rice.....								\$ 8.00	
Red Rice.....								17.00	
Japanese Hulless.....								12.00	
GRASS SEEDS									
								Per 100	
								Lbs.	
Bromus Inermis.....								15.00	
Meadow Fescue.....								24.00	
Orchard Grass.....								25.00	
Kentucky Blue Grass...								46.00	
Red Top.....								44.00	
English Rye, perennial..								20.00	
Italian Rye, annual.....								19.00	
Red Fescue.....								33.00	
Timothy.....								11.00	
POTATOES									
								Per 60	
								Lbs.	
Bliss Triumph.....								\$ 5.00	
Green Mountain.....								4.60	
Irish Cobbler.....								4.85	
Six Weeks.....								5.00	
Early Ohio.....								5.00	
Rural New Yorkers.....								4.75	
Gurney's Bugless.....								5.50	
Gurney's White Harvest..								5.50	
Sweet Potatoes.....								12.00	
BABY CHICKS									
GUARANTEE: 100% live delivery.									
Transportation charges paid by us.									
								Per 100	
Barred Plymouth Rocks								\$16.00	
White Plymouth Rocks..								17.00	
Buff Rocks.....								17.00	
Jersey Black Giants.....								36.00	
R. C. Anconas.....								19.00	
White Wyandottes.....								17.00	
Silver Laced Wyandottes.....								17.00	
Golden Wyandottes.....								20.00	
R. C. Rhode Island Reds.....								16.00	
S. C. Rhode Island Reds..								16.00	
Buff Orpington.....								17.00	
White Orpington.....								20.00	
Light Brahmas.....								22.00	
Black Langshan.....								17.00	
S. C. Black Minorca.....								17.00	
S. C. Mottled Ancona....								15.00	
R. C. Ancona.....								15.00	
S. C. Buff Leghorn.....								15.00	
R. C. Brown Leghorn.....								14.00	
S. C. White Leghorn.....								14.00	
S. C. Brown Leghorn.....								14.00	
R. C. Buff Leghorn.....								14.00	
CHANGE IN PRICES									
All prices quoted above are subject to change without notice but will probably be in effect, as quoted, during the entire season.									

Carried Forward

To insure prompt answer write letters on separate sheet.

THE VEGETABLE GARDEN FOR 1926

Something Special Will be Packed Free With Each Order

Your vegetable garden will be as yourself, and your seedsman, make it. No matter how well you may do your part, if the seed has not the right germination and high yielding, quality producing power, then your labors have not brought the returns they should and we, as seedsmen, realizing this have used every means within our power to get to you the seeds that will give you the best in pleasure and profit. You will realize that to do this it costs more than just the planting and harvesting of any old seed. All of the growing fields must be inspected and rogued and the finest plants must be saved for stock seed—that a continuous improvement may be made.

In the following pages we are offering you only seeds that would be satisfactory for our own planting. We are offering them at very reasonable prices, as low as good seeds can be produced and delivered, and leave a small margin of profit that we may continue to serve you. All of the varieties offered in the Garden Seed Department have been tested in the Trial Ground and open culture from two to three, or many, years and have been selected as the varieties that will give you the best returns from the space used.

The vegetable garden, tho it may only be a few feet square, will add much to the joy of living and materially reduce expenses. Many have not planted and produced vegetables for the reason that thru lack of knowledge of the many delicious ways of preparing them, have failed to get that pleasure and profit experienced by the neighbor garden grower.

To assist you to a better knowledge we asked our customers in the 1925 catalog to submit to us recipes for the proper preparation of vegetables for the table. There was a liberal response and we received thousands of them. We have selected from these all that we considered best and have compiled them in book form and this "Gurney's Vegetable Cook Book" will be mailed free with all \$4.00 or larger orders, received by us from the 1926 catalog. The book will sell at \$1.00 and where the order does not amount to the full \$4.00, we will allow, as a credit on the purchase price of the book, 25c for each \$1. order. In other words, if your order amounts to \$3.00, add 25c and this valuable vegetable cook book will be mailed to you with your order. Do not allow 1926 to go by without a vegetable garden. You will enjoy the planting, harvesting and the eating of fresh vegetables from your own garden and you will profit thereby.

Ground Almond

Is a very interesting novelty as one nut will produce as many as 125 to 150 in a hill. They should be sown in good mellow ground, they have a very fine almond flavor. The nuts are about three-quarters of an inch in length, having a thin brown skin and snow white meat that becomes sweeter after the nuts have been harvested and dried for a time. Our seed of these nuts is graded and will make an excellent crop. The nuts are formed near the surface and will mature in the fall after the first frost. **Price, pkt., 10c; ¼ lb., 25c; lb., 75c, postpaid.**

Asparagus

Sow in early spring in drills two inches deep and one foot apart between rows. After the plants are one or two years old transplant them into permanent beds. Set them 15 inches apart each way and cover four inches deep. Manure plentifully each fall, to be forked in very early in the spring, after which sow on a good dressing of salt, one oz. to 50 ft. of drill.

Columbian Mammoth White—A distinct variety of strong, vigorous growth, producing large white shoots that remain white as long as fit for use. **Pkt., 5c; oz., 10c; ¼ lb., 30c; lb., 90c.**

Pedigree Washington The result of careful breeding it grows large straight shoots, dark green in color with heavy overtone. The tips are tight and firm and do not open out or begin to branch until well out of the ground, making the finest kind of green Asparagus both for home use and market. It is nearer to being rust-proof than any other variety and the large luscious stalks will be greatly appreciated. **Pkt., 10c; ½ oz., 20c; oz., 35c; ¼ lb., 90c; lb., \$2.40**

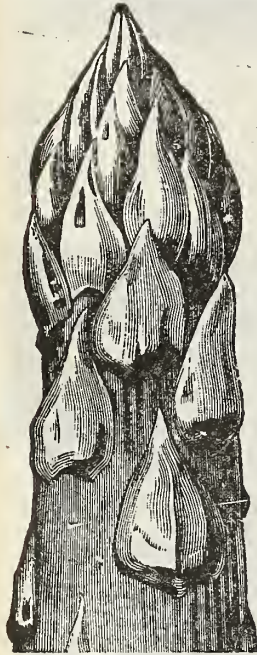
Mary Washington A special selection from Pedigree Washington, being earlier and larger, and the stalks slightly oval in form. Produces large healthy seedlings, impervious to rust. **Pkt., 15c; ½ oz., 30c; oz., 50c; ¼ lb., \$1.50; lb., \$5.00**

Summer Asparagus Known as "Cut and Come Again." This most delicious vegetable is worth a place in all gardens. The plant makes a strong growth, like summer crookneck squash. The fruit should be cut at four to six inches long and you should not allow any fruit to mature, as it stops the formation of new fruit. Cook it just the same as asparagus. Yields wonderfully. **Pkt., 10c; oz., 25c**

Beans—Garden Varieties

Garden varieties of beans consist of Wax, Green Podded Dwarf, String Beans, Pole and Lima beans. All of these yield enormous crops and require only a small space for sufficient for a large family. The Green Podded, Wax Podded and the Pole Beans are especially good used as a green or snap bean. After they have matured the dried beans of these and the Limas are excellent cooked as described in the new cook book. Young bean plants are easily damaged or killed by freezing so planting should be delayed until danger of frosts is past. Plant in rows about 2 feet apart 5 or 6 inches apart in the rows. Keep well cultivated but do not cultivate when the plants are wet as it will cause many varieties to rust and injure the crop.

For a succession of this delicious vegetable, plant every two weeks until the middle of August; a pound of seed for 100 foot row.



ASPARAGUS

Gurney's Everbearing Wax Rust-Proof Bush Bean


See colored plate page 26

(45 Days to maturity) The great campaign carried on by the government for the canning of vegetables applied especially to fresh beans, the wax and green podded beans in the pod. This created a very heavy demand for beans suitable for canning purposes. We planted a larger acreage than usual and have a fine crop, and you will find this not only the best for canning purposes, but the best for using fresh as string or snap beans. As its name implies, it is an ever-bearing bean, or a continuous bearer, over a period of six weeks; it is also rust-proof and practically immune from all other bean diseases, producing always a large crop. This bean is especially valuable to the home gardener for all of the reasons named above. It produces the most beautiful pod of any of the beans, generally of very even length, of a beautiful shiny wax, very brittle and free from fiber, being absolutely stringless until ripe. **½ pint, 20c; 1 lb., 40c; 5 lbs., \$1.75; 10 lbs., \$3.00; 30 lbs., \$5.50; 60 lbs., \$10.00**

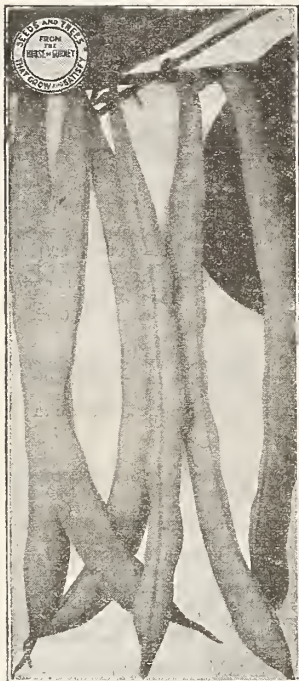
Curry's Rust Proof Wax—(40 days to maturity). Positively proof against rust. This is the earliest of the black wax beans. An ideal bean for the market gardener, being a heavy bearer of large, well-formed pods, tender, absolutely stringless. It is a variety that when you sell it to your customer means a re-order. It is excellent to be used as a string bean when the pods are formed and before the beans are full grown. It can be used as a shelled bean when the beans are full grown but not ripe. Quality excellent. **½ pt., 15c; lb., 40c; 25 lbs., \$3.30 60 lbs., \$11.00**



GURNEY'S RUST PROOF WAX



CURRY'S RUST PROOF WAX



DAVIS WHITE WAX

is probably the earliest, and we believe the most generally planted and satisfactory of any of the old varieties. Pods are a bright, waxy yellow, good length, a little flatter than round, entirely stringless, and of a fine, buttery flavor. It is excellent for cooking when the pods are just formed. Again, when the beans are nearly ripe, as a shelled bean. An excellent sort for canning or pickling. A very heavy bearer, and withstands adverse conditions. The seed is white, mottled, red and purple. $\frac{1}{2}$ pt., 15c; lb., 40c; 15 lbs., \$3.25; 60 lbs., \$11.50

Pole or Running

Large Early Jersey Lima—(85 days to maturity.) Pods broad and rough. Seeds large, broad and white. $\frac{1}{2}$ pt., 15c; lb., 40c; 15 lbs., \$3.75.

Kentucky Wonder—(70 days to maturity.) (Old Homestead.) This climbing variety is very vigorous and productive and bears its pods in large clusters. The pods are green, very long, often being nine or ten inches, nearly round, stringless and very crisp when young, and so fleshy that they are greater in width than breadth. The seed is long, oval, dun-colored. This is one of the very best early Pole Snap Beans for the home garden or market. The supply of seed is limited and purchases should be made early. $\frac{1}{2}$ pt., 15c; lb., 40c; 15 lbs., \$3.75.

Kentucky Wonder Wax—Most people prefer the wax podded to the green podded beans. The Kentucky Wonder Wax is identical with the Kentucky Wonder Green podded excepting that it bears large quantities of rich golden-yellow pods commencing when about half grown and continuing until killed by frost in the fall. $\frac{1}{2}$ pt., 15c; 1 lb., 40c; 2 lbs., 75c; 15 lbs., \$3.75.

Golden Cluster Wax—The flat pods are 7 to 8 inches long. Of a rich golden yellow; stringless and excellent in flavor. White-seeded. $\frac{1}{2}$ pt., 15c; lb., 40c; 15 lbs., \$4.00.

Improved Henderson Bush Lima—(70 days to maturity.) This is the very early Sieva or Butter Bean of the South. The pods are ready for use a week earlier than those of Burpee's Bush Lima and the plants are immensely productive. When gathered young the beans are of excellent flavor. $\frac{1}{2}$ pt., 20c; lb., 40c; 15 lbs., \$3.75.

Bush Lima (Burpee's)—The true bush form of the old large Lima Bean. It grows vigorously to a height of 18 to 20 inches, forming a circular bush, 2 or 2½ feet in diameter, requiring no poles or stakes, yielding from 50 to 150 fine pods, similar in size and quality to those grown on the large white Lima Beans. $\frac{1}{2}$ pt., 20c; lb., 45c; 15 lbs., \$4.00.

Fordhook Bush Lima—(75 days to maturity.) The very best large-seeded variety. The plant is vigorous, erect-growing, bearing well above the ground. The pods, which are produced in large clusters, are medium green, about four and three-fourths inches long, each containing three to five large beans of exceptionally fine quality. Don't fail to plant some of these in your garden this spring. Prices: $\frac{1}{2}$ pt., 20c; 1 lb., 45c; 5 lbs., \$2.00.

Green Podded Varieties

Navy Bean—A great many people grow what they suppose is the Navy Bean, but is generally a mixed, uneven bean that cooks uneven and lacks quality. Our navy Beans are absolutely pure and hand picked. You will not find a bad bean in a bush. Per lb., 25; 15 lbs., \$2.25; 60 lbs., \$7.25.

Burpee's Green Pod Stringless—A very desirable dwarf green podded snap sort for the home garden and argely grown for the market. The plants are large, spreading and productive. The pods are medium green, five to six inches long, cylindrical, larger than those of Red Valentine but are quite as fleshy, of equally high quality, and remain crisp and tender longer. They mature a little later. Seed of medium size and length, yellowish brown. $\frac{1}{2}$ pt., 15c; lb., 40c; 15 lbs., \$3.00; 60 lbs., \$11.00.

Wardwell Kidney Wax—(45 days to maturity.) An early prolific wax bean; hardy and productive; pods flat, of a delicate waxy yellow and brittle; seed white, mottled brown around the eye. $\frac{1}{2}$ pt., 15c; lb., 40c; 15 lbs., \$3.30.


Pencil Pod Black Wax—(45 days to maturity.) A most delicious rich dark yellow snap bean, being so tender and brittle that by taking it at either end and bending it, it will fly into several pieces. Abundant bearer. Seed black when ripe. Price: $\frac{1}{2}$ pt., 15c; lb., 40c; 15 lbs., \$3.25; 60 lbs., \$11.00.

Hodson Wax Rust Proof Bush Bean—(45 days to maturity.) Remarkably strong grower, sturdy and productive. Has been entirely free from rust and blight. The plants are well loaded with long, straight, handsome pods averaging about seven inches in length; the color is a very bright yellow, making them very attractive; the pods are brittle and tender and of the very best flavor. They are free from fibre and stringless, while its fine table quality, its long handsome pods will render it of special value to the private gardener. $\frac{1}{2}$ pt., 15c; lb., 45c; 15 lbs., \$3.25; 60 lbs., \$11.00.

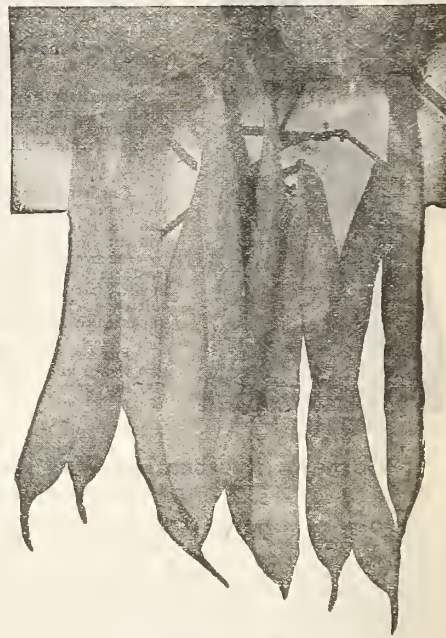
Davis White Wax—(40 days to maturity.) This bean has taken the place of practically all others. It has out-yielded all other varieties of wax beans under adverse conditions and given crops where other varieties have failed. The plant is exceptionally healthy, compact, upright growth, carrying its pods in the center and well up from the ground. It seems to stand wet and dry weather better than other beans and always gives a large yield of handsome pods, long flat, clear and waxy white. The dry beans are most excellent for cooking. Personally, I prefer them to any Navy Bean. $\frac{1}{2}$ pt., 15c; lb., 40c; 15 lbs., \$3.00; 60 lbs., \$11.00.

Gurney's Earliest Brittle Wax—(40 days to maturity.) This remarkably early clear white bean, delicious in quality, stringless in all stages of its growth, combined with its extreme earliness, makes it one of the most desirable for the garden, and as its name implies, it is of that degree of brittleness that makes it extra desirable for cooking purposes in its golden waxy stage. $\frac{1}{2}$ pt., 15c; lb., 40c; 15 lbs., \$3.25; 60 lbs., \$12.00.

Golden Wax—(40 days to maturity.) The Golden Wax



HODSON WAX



STRINGLESS GREEN POD

Bush Lima



KENTUCKY WONDER

Table Beets

Frosts or light freezing does not hurt the young beet plants; consequently, you can sow as early in the spring as ground can be properly cultivated. These may be grown in rows as close as 18 inches apart. Plant the seed about 2 inches deep in the drill and make several plantings, as late as the first of July, for the supply that goes into the cellar for winter use. Beets may be prepared in so many delicious ways that your supply should be ample at all times.

Crosby's Egyptian—It is large, dark red, nearly spherical; one of the best for early planting outdoors. It is a most excellent sort, becoming fit for use sooner than any other variety. **Pkt., 5c; oz., 15c; ¼ lb., 35c; 1 lb., \$1.00.**

Bassano—Extra early pink, globular root, fresh white, circled with brightest pink. The very best extra early. **Pkt., 5c; oz., 15c; ¼ lb., 35c; 1 lb., \$1.00.**

Long Smooth Blood—The standard long sort **Pkt., 5c; oz., 10c; ¼ lb., 30c; 1 lb., 90c.**

Detroit Dark Red Turnip—A grand beet for bunching for market; tops are exceedingly small and uniformly upright; roots are perfect turnip shape, with small tap roots. The principal fault with most Turnip Beets is the occasional appearance of white rings, and this will be found has been overcome by careful selection of the deepest red beets. Quality is the very best, sweet and tender. Gardeners can safely plant it largely. **Pkt., 10c; oz., 15c; ¼ lb., 40c; 1 lb., \$1.00.**

Bastian Half Long—An early half long beet, quality excellent and will produce nearly twice the weight in the same time as the early round beets. **Pkt., 5c; oz., 15c; ¼ lb., 35c; 1 lb., 90c.**

Extra Early Eclipse—An excellent sort; about as early as the Egyptian, but we consider it better because it is larger and of much finer quality. **Pkt., 5c; oz., 15c; ¼ lb., 35c; 1 lb., \$1.00.**

Edmand's Early Blood Turnip—The very best sort for general crop. In quality one of the finest; exceedingly dark; shape globular, having one tap root. **Pkt., 5c; oz., 15c; ¼ lb., 35c; 1 lb., \$1.00.**

Swiss Chard—For the leaves alone this variety is grown. This gathered young, should be cooked the same as spinach, or later the midribs may be cooked and served the same as asparagus. **Pkt., 10c; oz., 15c; ¼ lb., 40c; 1 lb., \$1.25.**

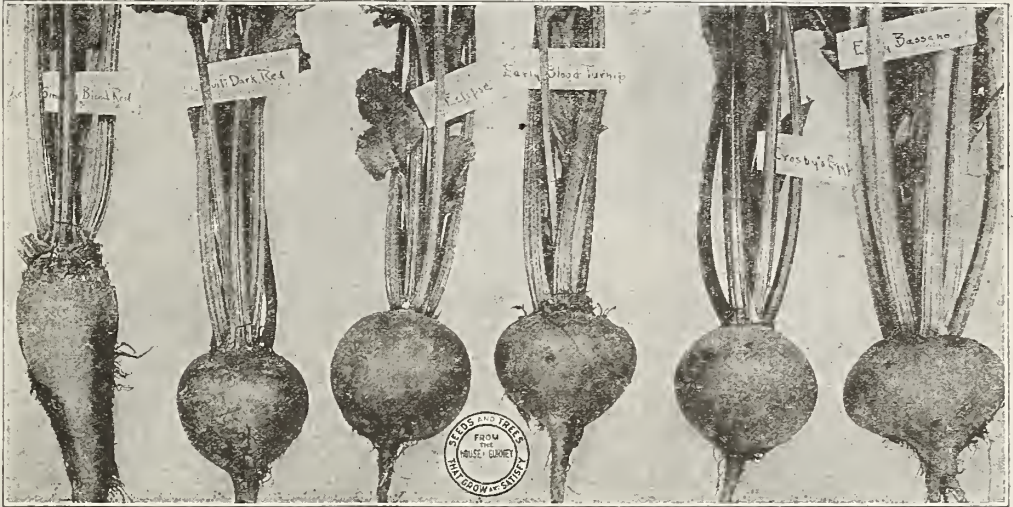
Lentz—An extremely early, round beet of tender quality and fine flavor. Very attractive, color being rich red with light zones. This beet is also used for forcing under glass but is an exceptionally good table beet. **Pkt., 10c; ¼ lb., 45c; 1 lb., \$1.50.**

Improved Early Egyptian—We consider this the best first early beet of all the standard varieties. Best for forcing, best for first outdoor planting roots very dark red, rounded on top, flat underneath. Small tops, which allow close planting. **Pkt., 5c; oz., 15c; ¼ lb., 35c; 1 lb., \$1.00.**

Arlington Favorite—A new dark-leaved early blood variety; originated at Arlington, Mass., where it is grown extensively for the Boston Market. It follows the Eclipse closely in maturing, but is of much darker color and superior in quality; perfectly round in shape, it differs from all other dark blood sorts, in that it is small, upright growing tops, early maturing, and the splendid shape and color of the roots make it popular with everyone. **Pkt., 5c; oz., 15c; ¼ lb., 35c; 1 lb., \$1.00.**

Gurney's Early Model Globe—See Colored Photo, Inside Front Cover

One of our lady customers wrote us that the Model Globe Beet should be sold as an ornamental plant as well as a vegetable. I do not blame or wonder at her making this remark. A row of the Model Globe Beet is very ornamental. The foliage as well as the root, is purplish red, and would make an ornamental bed even in the best front yard. The Model Globe Beet is medium early, always even in size, color and shape. A number of newer varie-



ties have been offered since we offered the Model Globe, but they have never equalled this beet in the trial grounds or in the field. One of the most satisfactory uses of the Model Globe Beet is for pickling purposes, using them when they are about 1½ inches through. They retain their color and are of excellent quality. **Pkt., 10c; oz., 15c; ¼ lb., 40c; ½ lb., 70c; 1 lb., \$1.25.**

Root Crops—Sugar Beets and Mangels

I am writing this in November. We had an exceptionally dry summer. The hog and chicken pastures have yielded about one-third of their ordinary green food but fortunately we had planted a number of acres of mangel beets and these have been going everyday in wagon load lots into the various chicken yards and hog feeding houses. It has saved much grain though the growing season in this section lacked 10 inches of rainfall. These crops produced better than 10 ton per acre.

The food value in root crops is high. The conditioning of your live stock is worth more and everyone should plant a sufficient acreage so that the hogs and chickens can have a supply every day until they can get onto the green pastures next spring. It is not unusual to produce 25 ton of mangels or carrots to the acre. An ordinary yield under fair conditions would be 15 to 17 tons. Plant a sufficient quantity so that the milch cows can get their share and you will increase the flow 25%.

Mammoth Long Red—More generally grown than any other sort; roots large, quality excellent. **Oz., 10c; ¼ lb., 20c; ½ lb., 55c; 1 lb., \$2.50.**

Giant Half Sugar Rose—As its name implies, this is a half sugar beet. Roots of much greater nutritive value than mangels. Yield nearly as large as the best of the mangels. Roots grow about one-half out of the ground, and are conveniently harvested. **Oz., 10c; ½ lb., 35c; 1 lb., 50c; 5 lbs., \$2.10.**

Vimmore Sugar Beet—It unites capacity for a large yield with an exceedingly rich flesh, making it the best for cattle feeding. Tops medium sized; roots above medium size, long top-shaped, growing slightly above the surface; white, washed with red at top; flesh fine grained and very sweet. **Oz., 10c; ¼ lb., 25c; ½ lb., 60c; 1 lb., \$2.50.**

Golden Tankard—One of the medium sized perfect shaped ones, can be grown closer than other varieties, giving as good yields as large varieties. **Oz., 10c; ¼ lb., 35c; ½ lb., 50c; 1 lb., \$2.10.**


White Klein Wanzler Sugar Beet—This variety has proved to be a very valuable sort, not only in foreign countries, but as well in Colorado and other sections of this country, where it has been thoroughly tested. It has a rather long, slender root, very rich in sugar, and grows deeply sunk in the ground and it is claimed to yield under average conditions about sixteen tons to the acre, containing 12 to 13 per cent of sugar. **Oz., 10c; ¼ lb., 25c; ½ lb., 60c; 1 lb., \$2.50.**

Mixed Table Sugar Beets and Mangels

We have just a few pounds of beet seed that has become mixed in handling. The germination is very high, all fresh seeds, and for stock purposes they will be equal to the best named varieties, but will not be all of one type. **¼ lb., 25c; 1 lb., 40c; 5 lbs., \$1.75.**



DANISH SLUDSTRUP FOR SEED SELECTION (See Page 8)



KALE

Danish Sludstrup Mangel

This most wonderful Mangel has been awarded a first class certificate several times by the Danish Government, which is the highest honor attained in Agricultural circles in Denmark.

Sludstrup is a long redish yellow root, but not so long as the Mammoth long red. It grows more above the ground and is very easily harvested. The size of the roots, like all other varieties, depends entirely upon circumstances. They are frequently grown to a size weighing from 15 to 20 pounds each. The Danish farmers prefer to grow them smaller, viz., 6 to 10 pounds each, which is accomplished by not allowing so much space in and between the rows. The smaller roots contain a higher percentage of dry matter, consequently the crop is more valuable than if large roots are grown. **Oz., 10c; ½ lb., 40c; 1 lb., 55c; 5 lbs., \$2.50.**

Borecole or Kale

Tall Kale—One of the very best plants for greens, well known and much planted by German-Americans, but little used by others. It is much harder than cabbage and a good frost improves its quality. The leaves are very curly. **Pkt., 5c; oz., 10c; ¼ lb., 30c; 1 lb., 95c.**

Dwarf Green—Hardy, prolific, flavor similar to cabbage; desirable in every garden. **Pkt., 5c; oz., 10c; ¼ lb., 30c.**

Broccoli

Sow early in spring. Transplant and cultivate the same as cabbage. The Broccoli is similar to the Cauliflower. They will produce heads in October and November.

Large White Mammoth—**Pkt., 10c; oz., 35c; lb., \$2.50.**

Brussels Sprouts

Cultivated for the small heads that grow in considerable number on the main stem. It is a delicacy much esteemed by some. Sow in seed bed middle of spring and transplant and manage as Winter Cabbage. **Pkt., 10c; oz., 25c; ¼ lb., 60c; lb., \$2.25.**



BRUSSELS SPROUTS

CELERY—A MOST DELICIOUS VEGETABLE

For a vegetable that is so easily grown, celery seems to be an un-known commodity in most gardens. This is especially true in the northwest where the highest quality celery is produced. Northwestern celery does not look so nice as the Michigan or California grown, but the plants are so crisp and such a delicious nut-like flavor, that you are missing really the best part of the garden if you leave out this vegetable.

For the first supply, sow very early in April, transplant the plants when 2 or 3 inches high to about 6 or 8 inches apart in the row. Feed them well with plenty of well-rotted manure. Draw the soil up to the plants as they grow and blanch as per instructions in the Celery bulletin, which we furnish free. For the winter supply, plants should be taken from the cold frame in June and cared for just as you did for the early plants.

Golden Plume—A new early celery of much merit, large robust stalks, early blanching and of that crispness and nutty flavor so much desired. This is absolutely the finest golden celery in cultivation. **Pkt., 20c; ¼ oz., \$1.00; ½ oz., \$1.50; 1 oz., \$2.25.**

Golden Self-Blanching Celery—Like the White Plume, this Celery requires very little earthing up, and in many other respects it is similar to that favorite sort, differing, however, in color, which is yellowish, the heart being large and solid and of a beautiful golden hue. **Pkt., 10c; oz., 50c; ¼ lb., \$1.75; ½ lb., \$2.75; lb., \$5.00.**

White Plume—Out in the State of California they produce and ship thousands of carloads of White Plume celery each year. We have received letters from some of the largest of the California celery growers, telling of the wonderful results from our White Plume seed, and we know that it will give you better results, as it has them. Celery is one of the most delicious of the vegetables, can be grown easily in any small garden, and if you ask for it in placing your order a celery leaflet, giving full instructions, will be placed in your package. This is also true of practically all of the vegetables. We have bulletins on all of them for your special benefit. **Pkt., 10c; oz., 25c; ¼ lb., 90c; 1 lb., \$3.00.**

Giant Pascal—Grows about two feet high, the stalks are very broad, thick and crisp, and entirely stringless; the width and thickness of the stalks are distinctive features of this variety. It bleaches with but slight "earthing up," and very quickly usually in five or six days. **Pkt., 5c; oz., 20c; ¼ lb., 60c; 1 lb., \$2.00.**

Winter Queen—Highly regarded by growers for late keeping, preserving its solidity and tenderness very late in the spring. Vigorous in growth and of attractive appearance. **Pkt., 5c; oz., 10c; ¼ lb., 70c; lb., \$2.50.**

Chicory

Large Rooted, or Coffee—Sown in drills, the roots become well developed. When they are dried, roasted or ground, they become the chicory of commerce, and are used in adulterating coffee. **Pkt., 5c; oz., 15c; ¼ lb., 40c; lb., \$1.50.**



WHITE PLUME

Cress

Curled or Peppergrass—Common and well known. **Pkt., 5c; oz., 10c; ¼ lb., 35c; lb., 75c.**

True Water Cress—Leaves tender and highly flavored. **Pkt., 10c.**

Cauliflower

For spring crops only the extra early dwarf varieties should be selected and seed sown in hot beds early in February, transplanting the young plants to the garden early in April, when the trees are starting out in leaf. For main or fallcrop seed should be sown about June 1st, and young plants set out during the latter part of July.

Gurney's Earliest Market Cauliflower—This wonderful new short-stemmed, large-headed, heavy-leaved Cauliflower was offered by us in 1910 for the first time, and we wish to say to all lovers of this delicious vegetable that you can grow these as easily as you can grow the cabbage. It is a sure heading variety, nearly every plant making a good, solid head. It is desirable for market gardeners on account of earliness and clear white color, which create an unusual demand for it. **Pkt., 20c; oz., \$2.00.**

Early Snowball—This is a popular extra early strain of dwarf, compact growth. Under favorable circumstances nearly every plant will make a fine solid head of good size. It is valuable for both early and late. **Pkt., 15c; ¼ oz., 50c; oz., \$1.50; ¼ lb., \$5.00.**


Extra Early Dwarf Erfurt—(Extra Selected)—This is the choicest selected strain of the popular Erfurt type and is remarkable for its extreme reliability in heading. Plants very dwarf. **Pkt., 10c; oz., \$1.50; ¼ lb., \$5.00.**

Vetches, Autumn Giant—The best large late Cauliflower, especially desirable for mixed pickles. **Pkt., 10c; oz., 75c.**

Celeriac

A variety of celery having turnip-shaped roots which, when cooked and sliced in vinegar, makes a most excellent salad.

Large Smooth Prague—This is the largest and best variety grown, and grows to a large size. **Pkt., 5c; oz., 20c; ¼ lb., 50c; 1 lb., \$2.00.**



GURNEY'S EARLIEST MARKET

CARROTS—A MUCH NEGLECTED VEGETABLE

It is only a few years since people supposed that the only thing carrots were good for was to color butter and feed them to stock. They are now finding that carrots are one of the most delicious vegetables for the table that we grow in the garden and can be prepared in many ways and used from the time they are the size of your little finger until the new crop comes the next year. All of these various methods of cooking are described in the Gurney's Cook Book.

Plant the Mammoth varieties in acre lots on your farm for stock feed. Carrot is one of the most valuable stock foods and yield immensely. These may be planted with the ordinary garden drill early in the spring, in rows from 12 inches to 4 feet apart, depending on the method of cultivation. In the wide rows cultivate with the ordinary corn cultivator. In the narrow rows use the garden wheel cultivator. A man will cultivate two acres per day easily. A wagon load of the stock carrots thrown into the feeding houses, is a great preventative of diseases in your stock. It is a mighty change of food and these stock carrots yield as high as 25 ton per acre.

Garden varieties can be planted in rows 12 inches apart and yield so heavy that they will actually crowd each other nearly out of the ground. You can commence thinning them out as soon as they are a half inch thru.

Early Chantenay Carrot—This carrot is considered by the market gardeners as one of the very best for early use; it grows about six inches long, very uniform in size and shape, stump-rooted, very smooth, deep red, fine grained, sweet. **Pkt., 5c; oz., 10c; ¼ lb., 35c; 1 lb., \$1.10.**

Gurney's Pie Carrots—We do not suppose you have ever made or eaten a carrot pie; very few people know that carrots are good for pie purposes and probably none of you have known that any particular variety or kind of carrot would make a better pie than another. Carrots for pie purposes are at least equal to pumpkins, and the pie resembles in flavor the pumpkin pie, but is much more delicious and on account of your being able to use them long before the pumpkins are ripe you have almost a continuous season of carrot pie, commencing with the carrots when they are about one inch through, and using them until the old carrots are gone in the spring. Make the carrot pie just as you would pumpkin pie, and you will be surprised at the deliciousness of it. This particular carrot is better than any other variety for that purpose. **Pkt., 10c; oz., 20c; ¼ lb., 50c.**

Earliest French Forcing—Small, almost globular root, maturing in about 40 days, valuable for market gardeners on account of its earliness. **Pkt., 10c; oz., 15c; ¼ lb., 45c; 1 lb., \$1.40.**

Rubicon Half Long—It has rapidly grown in popularity, until now it is more largely grown than all other varieties combined. It is best in shape, deep red-orange colored flesh, finest of all in quality. Earlier than Danvers, about the same length, but heavier and thicker at the shoulders, making it more productive; and leaves shorter, fewer and finer. It is a wonderfully heavy cropper, producing thirty to forty tons to the acre under good field culture. **Pkt., 5c; oz., 10c; ¼ lb., 35c; 1 lb., \$1.20.**

Guerende or Ox-Heart—A variety with short, thick roots, the diameter often exceeding the length. Color, bright orange. Sweet and fine grained; good for table or stock. **Pkt., 5c; oz., 10c; ¼ lb., 35c; 1 lb., \$1.25.**

Danvers—There is no variety grown which will produce as much to the acre with a minimum length of root, as this one. Under proper condition of the soil and cultivation it may reasonably be expected to produce, which it has done, 25 to 30 tons per acre. It is of medium length and heavy at the neck; color is a rich orange. **Pkt., 5c; oz., 10c; ¼ lb., 35c; 1 lb., \$1.20.**

Hutchinson—Originated in Massachusetts and largely grown all over the New England States. It grows to a uniform length of about 15 inches, nearly cylindrical in shape, tapering very slightly from top to bottom and ends abruptly in a stump root. Has a medium top and grows with the top portion well above the ground, easily harvested. This new carrot is of excellent quality and one of the highest yielding. **Pkt., 10c; oz., 40c; ¼ lb., \$1.00; 1 lb., \$3.00.**

Improved Long Orange—A well-known standard sort, roots long, thickest near the crown, tapering regularly to a point; color deep orange; suitable for the table and main field crop. **Pkt., 5c; oz., 10c; ¼ lb., 30c; 1 lb., \$1.00.**


Mastodon—Giant white, best and largest stock carrot grown, nearly one-half its length will be above ground when mature, which makes it easy to harvest. Will produce as many tons of green feed per acre as any vegetable grown. **Pkt., 5c; oz., 15c; ¼ lb., 25c; 1 lb., 70c; 5 lbs., \$3.50.**

Gurney's Gold Lump—One of our customers sent us this picture. Said he could not resist the temptation to just go pull a few and have their "mugs" taken. He tells us it is just a little time after you have planted the seed until you have a full grown carrot. You can grow them mighty thick, and the quality is the very best.

This new carrot is of French origin, is the brightest golden color, grows about 3 inches long and matures earlier than any other carrot grown. Market gardeners can safely discard all other extra earlier and plant largely of this. It is very uniform in size and color, consequently a money-maker, as there are no culls to throw out. **Pkt., 10c; oz., 20c; ½ lb., \$1.00; 1 lb., \$1.75.**



GURNEY'S PIE CARROT



EARLY CHANTENAY

Fred Horth, Shelton, Neb. May 17, 1925.

We have had four hard freezes during the month of May, making ice from 1-3 to 1-4 inch thick. Most alfalfa turned white clear to the ground and all fell down. My Cossack alfalfa didn't know it froze. A large field of the Common, 160 acres, sowed last season the same time as my Cossack with only a wire fence between, froze to the ground and tumbled down. The Cossack stayed green, continued to grow and produce a good crop. There is lots of difference between the Cossack and the Common. Received the nursery stock all O. K. and it is very fine. The Zumbra Cherry tree, that we set out last season, went thru all the freezes while in bloom and is loaded with cherries. It is a wonder.

R. W. Graeber, Co. Agent, Statesville, N. C. March 5, 1925.

In 1923 I ordered a small quantity of Cossack alfalfa seed of Mr. Harris. He has been so well pleased with his crop that he now asks me to get price on 100 pounds of seed for this fall sowing.



GURNEY'S GOLD LUMP (See colored page 26)

CABBAGE — A FOOD FOR THE MILLIONS

Do you care to reduce expenses? Do you like salads, kraut and the hundred and one other delicious dishes in which cabbage can be used? If so, you can have them in the ton load on large farms. It only requires a small space to produce enough for the family so that you may have it from one crop to the next. The heads can be kept all winter in the ordinary root cellar or basement. It is one of the easiest crops grown and the free cabbage bulletin will give you all of the instructions for growing and the Gurney's Cook Book, will tell you how to prepare it.

For the first early heads, sow the seeds in the hot bed or cold frame. Transplant in April or early May into the rows where you want them, using only the strong plants and about 2 feet apart in the row.

For late or winter cabbage, sow in the open ground in drills as late as July 1st. Thin to 1½ to 2 feet apart in the row, according to varieties. It requires approximately 1 ounce of seed for 3,000 plants. If drilled in the field and thinned out, use 1½ pounds per acre.

Early Winingstadt—Another of the conical type, maturing about the same time as the Wakefields. The heads are very pointed and the leaves somewhat fluted on the edges. For the private garden it is one of the best and in point of tenderness or flavor it has no superior. **Pkt., 5c; oz., 20c; ¼ lb., 65c; 1 lb., \$2.40.**


Earliest of all Cabbage—(See colored page inside front cover)—This is a strictly new variety of Danish production, maturing medium sized, extra solid round heads and a larger percentage per hundred plants than any other variety, which makes it the most valuable for market gardeners and home consumption. **Pkt., 15c; oz., 40c; ¼ lb., \$1.50; 1 lb., \$4.50 postpaid.**

Disease Resistant Cabbage Seed—In many sections of the United States entire fields of cabbage fail to mature or produce heads on account of the yellows or yellow rot. If by any chance your field or fields in your vicinity are affected with this disease, you should plant Disease Resistant cabbage seed put out by the University of Wisconsin and we will offer disease proof varieties of the Danish Ball Head or Holland type and Disease Resistant all season, both well known popular varieties. **Pkt., 15c; ½ oz., 50c; oz., 90c; ¼ lb., \$2.50; 1 lb., \$9.00.**

Copenhagen Market—The best Early Round headed sort on the market. The heads are very solid, averaging about 8 pounds. It is short stemmed, the heads growing very close to the ground. Matures with Charleston Wakefield and will give a heavier crop per acre. Our stock of this is very fine. **Pkt., 10c; oz., 25c; ¼ lb., \$1.15; 1 lb., \$3.60.**

Early Jersey Wakefield—One of the best of the conical types. Very early and makes medium sized, very solid heads fine flavored and tender. Has few outside leaves. **Pkt., 10c; oz., 35c; ¼ lb., \$1.00; 1 lb., \$3.50.**

Charleston or Large Wakefield—This cabbage is of the same type as the Early Jersey Wakefield, but is about 50 per cent larger. The heads are very solid and tender. Matures about a week later than the Early Jersey Wakefield. **Pkt., 10c; oz., 30c; ¼ lb., 90c; 1 lb., \$2.95.**



ENKHUIZEN GLORY

St. John's Day Extra Early, Extra Dry Weather Cabbage—Distinct variety, with extremely short stem. Head very hard and compact, round. **Pkt., 5c; oz., 20c; ¼ lb., 65c; 1 lb., \$2.00.**

Extra Early Express—Produces fair sized heads in 80 to 85 days. It is earlier than Etampes, although not quite as large. An important acquisition for the market gardener for very early use. **Pkt., 5c; oz., 25c; ¼ lb., 85c; 1 lb., \$2.75.**

CABBAGE — SECOND EARLY AND SUMMER VARIETIES

Enkhuiizen Glory—Our experience with this cabbage makes it appear more valuable to us each season and leads us to recommend it most highly. It produces a large percentage of perfect solid heads. It is one of the best to follow after the early sorts. **Pkt., 10c; oz., 25c; ¼ lb., 80c; 1 lb., \$2.40.**

All Head Early—Without doubt this cabbage is unexcelled as an Early Flat Dutch or Summer variety. It makes very uniform, large, deep, flat heads and is a very sure header. Withstands heat and dry weather very well. The grain of this variety is very fine. **Pkt., 5c; oz., 25c; ¼ lb., 75c; 1 lb., \$2.75.**

Early Flat Dutch—A very good variety for second early use. Makes good sized flat heads and is very tender and of fine grain. It is similar to All Head. Has few outside leaves. **Pkt., 5c; oz., 25c; ¼ lb., 80c; 1 lb., \$2.50.**



TRUE JERSEY WAKEFIELD

Late Varieties

Premium Late Flat Dutch—As a variety for winter market it has no superior, and is more extensively grown than any other. Heads large, bluish green, round, solid, broad and flat on top, and often tinted with reddish brown after being touched with frost; they open white and crisp, are tender and well flavored. It is a fall and winter variety, and one of the very best to keep. Decidedly the best late variety for cultivation in our state. **Pkt., 5c; oz., 25c; ¼ lb., 80c; 1 lb., \$2.60.**

Premium Late Drumhead—We recommend this sort to market gardeners and growers for shipping purposes. In good, rich soil and with a favorable season, the heads will grow to an enormous size. Very compact and solid, and of excellent flavor. **Pkt., 5c; oz., 25c; ¼ lb., 80c; 1 lb., \$2.60.**

Danish Ball Head, Short Stemmed—One of the best varieties for general crop. It has been selected for more than fifty years by the Danish gardeners, who grow it almost exclusively for Winter Cabbage and annually export large quantities. The heads are not as large as late Dutch Flats, but harder and more solid, fine grained and good keepers. **Pkt., 10c; oz., 25c; ¼ lb., 90c; 1 lb., \$3.00.**

Mammoth Rock Red—This is by far the best, largest and surest heading red cabbage ever introduced. The plant is large, with numerous spreading leaves. The head is large, round, very solid and deep red color. **Pkt., 10c; oz., 25c; ¼ lb., \$1.00; 1 lb., \$3.25.**



LATE FLAT DUTCH

Gurney's Early Ball Head Cabbage

In offering this new early summer Ballhead cabbage we know that we are presenting the cabbage growing public with a winner and a money-maker and a great deal of satisfaction. This cabbage closely resembles the Danish Ballhead. The heads are perfectly round, good size and mature as early as Wakefield. They are exceptionally good keepers and the late plantings will keep equal to the winter varieties. We recommend this sort especially to market gardeners and for the home garden for both early and late. We feel sure it will take the place of nearly all of the summer varieties, producing a greater per cent of solid heads than any of them, and on account of the small amount of foliage and the compact form in which it grows, can be planted much closer than other varieties. We are offering this feeling sure that it is one of the best articles in the vegetable line we have offered. **Pkt., 10c; oz., 35c; ¼ lb., \$1.20; 1 lb., \$3.50.**



GURNEY'S BALL HEAD

Chinese Cabbage

Pe-Tsai or Celery Cabbage—I believe there have been more disappointed customers of seed houses over this vegetable than any other. It has only been offered for the last few years, and there are so many varieties of it that seedsmen generally have had a difficult time in establishing a correct variety to offer to the trade. We have tried out practically every variety offered, and there is only one that we shall offer in the future. All others have failed to head entirely, or made only a small percentage of marketable heads. Those that failed to make heads have produced immense quantities of seeds. The heading varieties produced but few seeds. The Chinese Cabbage is one of the very valuable vegetables and will never be discarded. It is suitable for the usual cabbage purposes, especially valuable as a salad. It has the combined flavor of cabbage, turnip, celery and mustard. This should be planted at about the same season as lettuce for early use, followed by other plants during the summer. Cut these for fall and winter use just as you do other cabbage heads, storing in the same way. **Pkt., 10c; oz., 40c.**

CUCUMBERS — CRISP AND COOL

I have learned to like cucumbers in about every way they can be prepared; the early ones sliced and then the delicious pickles made in various ways. I have only succeeded in my desire to like them in the last two or three years, and I do not know of a more beautiful sight than a large field of cucumber vines covering the ground with their thousand of yellow flowers and then the picking of the little ones 1 to 1½ inches long for pickling; then the larger rapid growing ones, cool and crisp, for slicing; then the large yellow ones for the sweet pickles; then in the seed fields the literally millions of full grown fruit and the same size, yellow-bronze in color and when you look at them you know that anyone can grow a cucumber and—like myself—learn to like them.

Plant cucumber seed 10 or 15 to the hill after danger of frost is past. Thin out later when danger of bugs is past. For the big crop of pickles, plant from June 1st to the middle of July.

Davis Perfect Cucumber

It is seldom that any one cucumber or other vegetable will stand permanently at the top of all others in quality, yield, etc., for as much as eight or ten years at a time. But the Davis Perfect has been on the market for about that time and its nearest competitor is so far behind that it seems safe to predict that Davis Perfect will be the best for a number of years. We have grown this in large fields for seed purposes and the cucumbers would lay so thick on the ground that you could hardly walk without stepping on them. It produces a very small quantity of seed, in fact, less per cucumber than any other cucumber grown. This makes it specially desirable for slicing or for sweet pickles. **Pkt., 10c; oz., 20c; ¼ lb., 50c; 1 lb., \$1.75.**

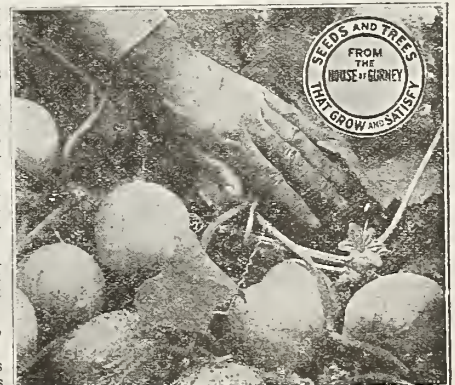
Chicago or Westerfield Pickling—Medium length, pointed, with large color deep green. **Pkt., 5c; oz., 10c; ¼ lb., 40c; 1 lb. \$1.40.**

Gherkin or Burr—Oval-shaped and prickly; for pickling only. **Pkt., 10c; oz., 20c; 1 lb., \$2.00.**

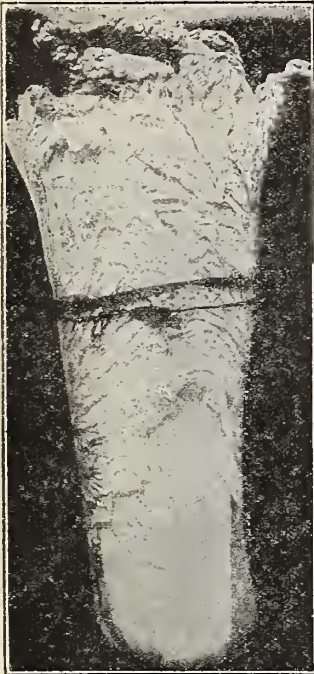
Improved Extra Long Green—An extra fine variety, grows very long, very productive. For early and late crops, excellent for pickles. **Pkt., 10c; oz., 15c; ¼ lb., 45c; 1 lb., \$1.35.**

Earliest of All Cucumbers—This is a white spine sort, very dark green; when fit to slice, 6 to 7 inches long; has pale green stripes about ¼ length from blossom end, straight square ended, firm, and makes a fine pickler.

This is a great favorite among market gardeners and others desiring a good, prolific cucumber. **Pkt., 5c; oz., 10c; ¼ lb., 40c; 1 lb., \$1.25.**



LEMON CUCUMBER



PE-TSAI



DAVIS PERFECT

Lemon Cucumber—Here is a cucumber in the shape of a lemon and having a flavor that at once puts it ahead of the common cucumber. It is bound to become a great favorite as a table delicacy. It is an excellent shipper, and pickled as a gherkin is delicious. **Pkt., 10c; oz., 20c; ¼ lb., 70c; 1 lb., \$2.00.**

White Wonder Cucumber—(See colored page 25)—Color of White Wonder is nearly pure snow white. It grows to good size, usually 8 to 10 inches long, and is very uniform. In season almost the same as the White Spine, but keeps in eatable condition longer. Flavor is pleasing and flesh firm and crisp—fine sliced or in salads. Its smooth, clear surface makes the White Wonder an ideal pickle. Aside from excellent qualities of fruit White Wonder bears a great quantity of them. A packet of seed will furnish you cucumbers in abundance. **Pkt., 10c; oz., 25c; ¼ lb., 75c; 1 lb., \$2.25.**

Improved Early White Spine—This special strain of White Spine Cucumber is noted for its earliness, earlier than Fordhook or Arlington. Vines vigorous, fruiting early and abundantly; fruit uniformly straight and handsome, dark green, with a few white spines; flesh tender and of excellent flavor. Great bearer, for table use or pickling. **Pkt., 5c; oz., 15c; ¼ lb., 45c; 1 lb., \$1.50.**

Early Cluster—Early, short, and prickly, bears in clusters. **Pkt., 5c; oz., 10c; ¼ lb., 40c; 1 lb., \$1.25.**

New Everbearing—Very early, enormously productive, literally covering the ground with its fruit the entire season until killed by frost, making it the most prolific variety in existence. Fruit is medium size and rich, dark green in color, shape long, excellent for pickling or slicing. **Pkt., 5c; oz., 15c; ¼ lb., 45c; 1 lb., \$1.50.**

CORN — SWEET OR SUGAR DELICIOUS ROASTING EARS FOR TWO MONTHS

Most of us make a single planting of sweet corn; consequently, we have those delicious ears for just a few days once a year. You can spread this season over a period of at least two months by planting different varieties at the same time maturing at different seasons; or by planting the same varieties, if you have a choice, a week or ten days between each planting. In the little town garden a short row or maybe two or three dozen hills planted as early in May as possible, then two weeks later another row between the potato rows and continue this for several plantings. You will be surprised at the increased value of this little garden.

On the farm, plant a good acreage, enough to supply the house everyday and a sufficient quantity for canning and drying. Discontinue the use of the field corn and plant delicious sweet corn in its place. Plant a little larger acreage than you are going to use and turn the stock into it after it is too ripe for table use. It is worth lots more for feed corn for feeding purposes. Use many acres of it on the farm to hog down. It makes the young hogs go to market a month earlier.

Early Minnesota—A very popular early Corn, ears fair size, uniform and of excellent quality. $\frac{1}{2}$ pt., 15c; 1 lb., 30c; 15 lbs., \$2.25; 50 lbs., \$6.50; 100 lbs., \$12.00.

Stowell's Evergreen Sweet Corn—Due to an oversight, our 1915 catalog failed to list Stowell's Evergreen Sweet Corn. We never knew until that catalog was issued how many fellows wanted Stowell's Evergreen. We were "swamped" with letters from the time the catalog went out until past planting season wondering why we had discontinued Stowell's. Of course, this took a personal letter to all of the people who wanted it and we told them we had the same strain of Stowell's we had been selling them for several years. Absolutely the best of this late, delicious sweet corn. We grow Stowell's in large quantities and we will always grow Stowell's Evergreen until they get something better. $\frac{1}{2}$ pt., 15c; 1 lb., 35c; 15 lbs., \$2.50; 50 lbs., \$7.00; 100 lbs., \$13.00.

Malakhof—This picture shows the first ear of the Malakhof picked in our field. I regret that the boys did not give me the date of the planting and picking, but they said that the Malakhof was so much earlier than any other variety that I did not need the information. One of our market gardeners says that he gets the Malakhof so much earlier than others that people are always willing to pay 25c per dozen for these little delicious ears.

Professor Neils Hansen has originated a great many things in vegetables and fruits, but he did not originate this Malakhof Sweet Corn, but found it in Russia, in one of his early trips to that country. He brought it because he considered it the earliest and sweetest sweet corn and that it would fill a place not yet taken by any other variety. The color of this sweet corn varies from an amber to a clear white. It matures the earliest of any variety; planting, say, by the 15th of May, you are practically sure of good roasting ears of mighty good quality by the 1st of July. The gardeners in and around Yankton sell this corn ahead of all other varieties, and from twenty to twenty-five cents per dozen ears. It

Golden Bantam—Fifty per cent of the sweet corn planted in the United States is of the Golden Bantam variety. It is one of the earliest and sweetest, yielding very heavily, producing good sized ears of the most excellent quality. On account of the seed being very hardy it allows early planting, consequently it reaches the roasting ear stage very early. You can sow this as early as any variety of field corn. The stalks grow only about 4 to 5 feet high and bear generally two good ears to the stalk. When ready for use the kernels are rich golden yellow color—a mighty satisfying sweet corn. $\frac{1}{2}$ pt., 15c; 1 lb., 40c; 15 lbs., \$2.75; 50 lbs., \$8.00; 100 lbs., \$15.00.


Country Gentleman—The most delicious of all; for private family use where quality is preferred to size it has no equal. The cob is very small, giving great depth to the kernels. Time of ripening a little later than Stowell's Evergreen. $\frac{1}{2}$ pt., 15c; $\frac{1}{2}$ lb., 25c; 1 lb., 35c; 15 lbs., \$3.00; 50 lbs., \$9.00; 100 lbs., \$17.00.

Gurney's Early Golden Sweet Corn

This sweet corn was originated by us here at Yankton, a cross of the Golden Bantam and Early Evergreen. In color it is a bright yellow, the quality is equal to either the Evergreen or the Golden Bantam, size of ear 50 per cent larger than the Golden Bantam, and the average yield from 40 per cent to 60 per cent over the Golden Bantam. It is always advisable to plant your garden for as much of a succession of crops as possible. Sometimes the same variety planted at different times during the season produces the best results; but in sweet corn we advise the planting of three


Golden Cream Sweet Corn—(See colored photograph on colored insert, Page 32.) There are two standard varieties of sweet corn which are outstanding in quality. They are Golden Bantam and Country Gentleman, and the Golden Cream is a cross of the two. It is of irregular rows like the Country Gentleman, retaining the quality and the deep kernel of this most desirable corn. A golden yellow, early maturing, high yielding, large eared, delicious corn, being ready for table use about ten days later than Golden Bantam and retaining its table qualities several days longer. $\frac{1}{2}$ pt., 20c; $\frac{1}{2}$ lb., 30c; 1 lb., 40c; 5 lbs., \$1.75; 10 lbs., \$2.75; 25 lbs., \$4.50; 50 lbs., \$8.00; 100 lbs., \$15.25.

Gurney's Golden Evergreen—Best and sweetest sugar corn of the late varieties. Better than Golden Bantam quality and is a cross of Golden Bantam and Stowell's Evergreen, retaining the quality of the Bantam and the remarkable tenderness and large size of the Evergreen. Heavy yielding and makes it profitable to the market gardener to sell large ears of superior quality on any market. $\frac{1}{2}$ pt., 20c; 1 lb., 50c; 2 lbs., 85c; 10 lbs., \$2.50.




PROFESSOR N. E. HANSEN'S MALAKHOF SWEET CORN

will produce often three to four ears to the stalk. They are not large ears, but nearly as large as Golden Bantam. Coming, as they do, ten days ahead of Golden Bantam, it makes it specially pleasing and profitable to grow it. Everyone with either small or large garden can include some of the Malakhof. We would advise for an ordinary family at least one pound of this seed. We are still growing our stock from the original seed. $\frac{1}{2}$ pt., 20c; 1 lb., 45c; 13 lbs., \$3.25.



GOLDEN BANTAM

When ready for use the kernels are rich golden yellow color—a mighty satisfying sweet corn. $\frac{1}{2}$ pt., 15c; 1 lb., 40c; 15 lbs., \$2.75; 50 lbs., \$8.00; 100 lbs., \$15.00.



varieties. We would plant the Golden Bantam for first early, the Gurney Early Golden for second early, Evergreen for third. But if you are going to plant only a small patch in the garden and expect to get along with that, you will get the greatest satisfaction and yield from this Early Golden. $\frac{1}{2}$ pt., 15c; 1 lb., 40c; 13 lbs., \$3.25.

DeWolf's Early Acme Sweet Corn—In placing this new creation of sweet corn before the world a fourth time, I cannot but feel that if rightly appreciated and widely introduced as it should be on its merits, increased wealth and pleasure will be added through the corn growing section. It is the sweetest and yields from two and one-half to three times as much as the very best of the white varieties. Consequently, it will displace all other varieties for home use and canning. It will yield equally as many bushels to the acre as the best field corn, and on account of its earliness and greater food value, it will be used for hogging down the last week in July, and will displace other early varieties of field corn for this purpose. It made a yield for the originator in 1920 of 360 bushel baskets of ears per acre. Some have objected to its color, saying that yellow was preferable to white. By growing this variety, you will produce white corn that will produce golden dollars in abundance at the end of the season, so that you may have both the white and the yellow. It will make cattle and hog feeding possible and profitable five hundred miles farther north than at present, giving that extended area a cultivated crop to rotate with small grains, thus keeping the fertility of the soil always on a paying basis. **Price, 1/4 pt., 25c; 1/2 lb., 45c; 1 lb., 75c; 5 lbs., \$2.00; 25 lbs., \$7.00; 50 lbs., \$13.00.**

Sweet Fodder—There is nothing better for summer and fall green feed or for curing for winter than Sweet Corn; being sweet and palatable, cattle eat every part of the stalks and leaves. Always a great favorite with dairy farmers, and excellent for soiling. Can be planted as other corn or sowed thickly in drills or broadcast. Sow 1/2 bushel per acre in drills, 1 to 1 1/2 bushels broadcast. **15 lbs., \$1.50; 50 lbs., \$4.00; 100 lbs., \$7.50.**

Popcorn

About one farmer in ten grows Popcorn, even the little amount that is required for the children's popping during the winter months, when it is enjoyed so much. Give the children this year a little spot in the garden where they can plant at least one pound of the White Rice Popcorn, for their own use this coming winter. I would bet you dollars to doughnuts that the little shavers will never let this popcorn bother you, but they will hoe and cultivate it and produce a greater money yield, per square rod, than you will in the best acre of your own cornfield. Give the kids a try at it. It will yield from eight to ten tons of fodder per acre of as high feeding value as sweet corn. It matures very early, which is an advantage where you are going to be short of early feed for the stock. It can be planted at least twice as thick as other varieties of corn and the yield of ear or shelled corn is usually equal to that of field corn. The market price is much better than for other varieties of corn, and is always marketable. Plant at the rate of 6 to 8 quarts to the acre.

White Rice—1/4 pt., 15c; 1 lb., 30c; 14 lbs., \$1.80; 50 lbs., \$4.50; 100 lbs., \$8.00.

Red Rice—Fancy seed, bright red. 1/4 pt., 30c; 1 lb., 50c.

Japanese Hulless—1/4 pt., 20c; 1 lb., 40c; 14 lbs., \$2.25; 100 lbs., \$12.00.

Popcorn for Popping—1 lb. carton, 20c; 4 for 60c; 8 for \$1.00.

DANDELION

Much esteemed for greens, which are cooked like mustard and spinach. The cultivated Dandelion is much superior to the wild one for greens. Sow the seed in May or June on good, rich soil, and thoroughly cultivate, when the leaves will be ready to cut the following spring.

Improved Large Leaved—The largest leaved and best cutting variety. Plant is compact and leaves are thick. **Pkt., 10c.**

Garlic

Garlic—This vegetable is very much in demand for use with meats, sausages, etc. We can furnish in any quantity, **1 lb., 45c; 2 lbs., 80c; 10 lbs., \$3.75.**

Kohl-Rabi

Early White Vienna—Dwarf, small, early; bulb handsome, firm, glossy white; leaves few and small, the best variety for table but should be used when young and not larger than an early Turnip. All varieties are tough and stringy when overgrown. **Pkt., 10c; oz., 25c; 1/4 lb., 60c; lb., \$1.75.**

Evert Mines, S. D. January 29, 1925.

I am sending you my order for seed corn and it will be followed later for other seeds. Have been planting Gurney seeds for many many years and have yet to be disappointed in Gurney quality. Have always found your information and service very dependable. The 100 pounds of Hulless Oats yielded 2,000 pounds, 1 bushel Bugless potatoes, 20 bushel, the bugs thought they were pumpkins and left them alone.

A. W. Synoground, N. D., Oct. 7, 1925.

I am sending you samples of Liberty Hulless Oats I grew from your seed. It yielded 60 bushels to the acre.

J. M. Pederson, Luverne, N. D. April 29, 1925.

Received the seed in March in excellent condition. Have planted much of it in hot bed and I have the best stand that I have had for many years. Onions have already been planted in the open ground and are sprouting nicely.

Mrs. John Rose—Harrington, S. D. Sept. 8, 1925.

When you go to the South Dakota State Fair, be sure and see the exhibits of vegetables I raised. There will be 27 kinds exhibited all from your seed.

One of the melons weighs 45 pounds. All my neighbors planted seed for a garden but most of them come to me for vegetables.

I will surely give you a good order next year.



M. J. DEWOLF

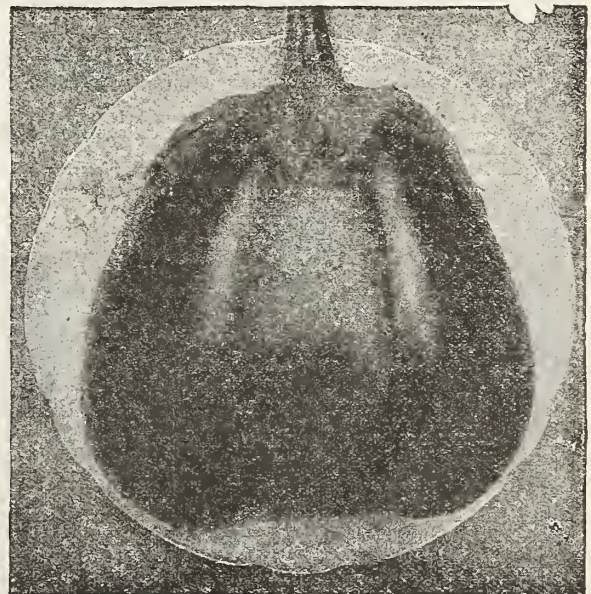


DEWOLF EARLY ACME

Egg Plant

Sow in hotbeds very early in the spring and transplant to 2 or 3 feet apart, in very rich, warm ground. Hoe often and hill up gradually until they blossom.

New Improved New York Purple—The best variety in cultivation, being early, a sure cropper and of fine quality. The fruit is large, oval, very deep purple. **Pkt., 10c; oz., 40c; 1/4 lb., \$1.50; lb., \$5.00.**



NEW YORK PURPLE

LETTUCE—THE BEST SALAD PLANT

I believe I would be a winner in any lettuce eating contest that might be started. I can eat it every day in the year and my one extravagance is the delicious head lettuce which comes to us from the south and west during the winter months. You can have just as delicious, crisp heads as they produce, in your own garden during the summer months, if you will transplant the Head Lettuce plants 10 to 12 inches apart in the row. By doing this they will make heads weighing one pound to 1½ pounds and as solid and crisp and well blanched as a cabbage.

In sowing the leaf lettuce, you always get it too thick. Thin it out and you will produce several times the quantity and much better quality leaf lettuce than if allowed to grow thick.

If you wish to extend the head lettuce season, sow the seed very early in hot beds or boxes in the house or cold frame and transplant in the open as early as weather will permit, then sow in the open and transplant later. Continue this several times. The production of head lettuce for the market for every day in the year is one of the big industries over the country, very profitable on account of its immense yield and big market. Head lettuce produced from our seed near Omaha brought the grower nearly \$2,000.00 per acre and it was not unusual to find six heads completely fill a standard bushel basket.

Gurney's Crisp as Ice

Very large, extremely crisp, hard-heading, and extra long standing.

Grows to a larger size, makes larger heads, is of more pleasing appearance and retains its crispness and mild flavor to a greater degree during the hot summer months than any other crisp-head variety. While especially adapted for midsummer, it is most desirable also for spring and fall.

The plants are of quick, strong growth, attaining a diameter of twelve inches with good cultivation. The leaves are of a soft bright green, growing closely around the head. The heads are tightly folded, six to eight inches in diameter, bleached to a silvery white and nearly as crisp and brittle as celery. **Per pkt., 10c; oz., 25c; ¼ lb., 75c; 1 lb., \$2.50.**

New York Wonderful or Los Angeles—This is the head lettuce grown in thousands of acres around Los Angeles, Calif., in Idaho and other places, and shipped in carload lots all over the world. It is the standard head lettuce and best of any except Gurney's Stonehead Riviera. **Pkt., 10c; oz., 35c; ¼ lb., 80c; 1 lb., \$2.50; 5 lbs., \$10.00.**

Gurney's Stonehead Riviera

This wonderful new Lettuce is of French origin and was introduced from there by us. Very hard-headed, and the most long standing of all lettuces. Heads average size, closely folded, clear light green color, interior leaves blanching to a creamy white. Unequaled for late planting or in places where it will be very hot and dry. **Pkt., 10c; oz., 40c; ¼ lb., \$1.50; ½ lb., \$2.20; 1 lb., \$4.00.**

Hanson—A very fine heading variety of large size. The heads are very solid, sweet, tender and crisp throughout and entirely free from any bitter taste. A standard Summer Head Lettuce, very slow to run to seed. **Pkt., 5c; oz., 20c; ¼ lb., 50c; 1 lb., \$1.75.**

Market Gardener's Private Stock—A strain of blackseeded tennis ball selected with special care for hot-bed and cold frame culture. It makes large, solid heads which stand a long time before sending up seed shoots. **Pkt., 5c; oz., 20c; ¼ lb., 45c; 1 lb., \$1.40.**


Big Boston—A large heading, forcing sort, also for outdoor winter culture. The plants are very hardy and vigorous, with broad, smooth, thin and hard leaves, light green in color, and when well grown are quite tender. **Pkt., 5c; oz., 20c; ¼ lb., 50c; 1 lb., \$1.90.**

Black Seeded Simpson—A favorite forcing variety; it does not head, but forms a compact mass of leaves, and differs in being lighter colored; stands the summer heat well, and is nearly double the size of the Curled Simpson. **Pkt., 5c; oz., 20c; ¼ lb., 50c; 1 lb., \$1.50.**

Grand Rapids—This is beyond question the most popular of all forcing Lettuce. On account of its upright habit of growth, it can be grown much closer than the other sorts, and it is less liable to rot; the leaves are light yellowish green, excellent for shipping, and keeps a long time without wilting. **Pkt., 5c; oz., 20c; ¼ lb., 60c; 1 lb., \$1.65.**

Royal White Summer, or Drumhead—Heads very large, crisp, tender and of good flavor, one of the best summer varieties. **Pkt., 5c; oz., 20c; ¼ lb., 50c; 1 lb., \$1.50.**

Prize Head—An excellent variety for family use; forms a loose head of a dense mass of leaves, filled at the edge and densely blistered. Deep green in color, tinged with red; crisp, tender and good flavored. **Pkt., 5c; oz., 20c; ¼ lb., 60c; 1 lb., \$1.65.**



GURNEY'S STONEHEAD RIVIERA

California Cream Butter—Splendid lettuce for the open ground, producing very large, solid heads in cool weather. This should be planted just as early as you can work the ground, as it does better than other varieties when weather is cool. This lettuce is largely planted in the Southern States for shipping to the Northern markets in winter. Heads of large size, very solid heads and the interior portion blanching to a beautiful white. The genuine stock of this popular lettuce can be distinguished by very small spots on the outer leaves. **Pkt., 5c; oz., 20c; ¼ lb., 45c; 1 lb., \$1.60.**

Brown Dutch—Medium sized firm head, leaves broad and crumpled, color medium green tinged with brown. One of the best for late planting. **Pkt., 5c; oz., 20c; ¼ lb., 50c; 1 lb., \$1.50.**

Endive—Sow in August in shallow drills twelve to fifteen inches apart, and thin to one foot in drills. When fully grown tie over the outer leaves of a few plants every week or ten days to blanch. Leaves curled, dark green. **Pkt., 5c; oz., 20c; ¼ lb., 45c; 1 lb., \$1.40.**

From Mike W. Jaeger, Regal, Minn.

Do you ever eat potato pancakes? I do and the Bugless potatoes which I purchased from you last spring make the best of any. Try them and see. I raised 300 pounds of potatoes from the 15 pounds I purchased. All the garden seed did well and Gurney's is the place for me to buy seeds, trees, etc.

Mrs. Nellie E. Fisk, Klein, Montana, February 13, 1925.

I bought a bushel of Bugless potatoes from you in 1923 that were planted very late, then it turned dry and hot but still they grew. The bugs and grass hoppers ate all other potatoes that grew, to the ground. My neighbors told me I had better Paris Green my Bugless but as there were no bugs on them, I didn't do it. They produced good potatoes and I am going to plant three acres this year. We ate many of them and they are good quality.

C. M. Cissenger, Iowa, January 23, 1925.

I received your new catalog and I am enclosing order for the Table Queen Squash. I know what they are.

I bought enough of your Bugless potatoes last year for 1½ acres and raised the best potatoes I have ever had. Got 500 bushels of them and regret that I did not send in one of them to compete for the cash premium. Sure had some big ones. A regular potato raiser living here dug these potatoes with his digger. I told the neighbors the potatoes were so big and the vines so robust that the bugs were discouraged and did not touch them.



BLACK SEEDED SIMPSON



MELONS—MUSK

What's the use of letting your boys steal the Melons they want from your neighbors? Why not plant them yourself and have company? Did you ever steal a watermelon? Crawl through the wet cornfield on your belly, about nine or ten o'clock at night, listening every minute for the watchdog, finally reach the patch, and find one of the largest and ripest ones right in the edge of the cornfield, pick it carefully, roll it ahead of you until you are 'way back in the field, then pick it up and run, reach the edge of the field and then with your two or three companions, eat the most delicious watermelon you ever had? Possibly those in your father's patch were much better, but you wanted this melon because it was harder to get. I have stolen melons a good many times. As my hair commences to get gray, I don't know that I approve of it, but boys will steal melons for the next twenty generations just as they have for the last, and when they go into the patch and take just what they want to eat, picking and handling them carefully, not destroying the vines nor spoiling melons, I think we can all forgive the crime just for the fun they get out of it. So plant enough for your boys and a few for the neighbors.

(See colored plate, page 25)

Hearts of Gold—When the first one was handed to me, the grower said: "Peel it with your knife and eat it as you would an apple. It is solid meat clear through from the thin skin clear to the heart." I tried it and it was a wonderfully delicious melon, absolutely the best second early. We found it again in the Nevada deserts and carried a melon for three days, bumping around in the bottom of the car, then ate it and it was not bruised and was still delicious. This melon marketed in New York and in San Francisco at the height of the melon season, when the market was glutted with other varieties, and sold at a very profitable price to the producer, the first car selling as high as \$4.50 per crate against 75c for standard varieties. Hearts of Gold, like Golden Champlain, makes a heavy crown set and ripens about one week later than Golden Champlain; shape, slightly oblong, well-netted; skin, thin, meat thick and firm, quality delicious. No other melon equals it for shipping purposes. One of the growers located on the Lincoln Highway in Nevada, told me that he sold his entire crop to tourists. They would stop and buy a melon and invariably left orders for crates to be sent by parcels post or express to their friends in the East. We expressed a crate across the United States and it reached destination in perfect condition. Market gardeners should plant heavily of this variety. **Pkt., 15c; 1 oz., 35c; ¼ lb., \$1.00; ½ lb., \$1.80; 1 lb., \$3.00; 5 lbs., \$13.00.**



OSAGE

Osage—(Miller's Cream)—This is the most profitable of all melons for the market gardener; uniform quality; it makes no difference what the size of the melons may be, they are all sweet and delicious. The skin is thin, dark green and netted. The flesh is deep salmon, remarkably sweet and of a spicy flavor; extremely thick and delicious to the rind. **Pkt., 5c; oz., 10c; ¼ lb., 35c; lb., \$1.10; 5 lbs., \$5.00 postpaid.**

Home Sweet Home—This is a very fine market or family melon. As shown in the illustration, it is oblong in shape, very beautifully netted, thick green flesh, and of delicious flavor. The melons run medium to large in size and exceedingly uniform, and a basket of them makes a very handsome appearance in market. **Pkt., 10c; oz., 15c; ¼ lb., 45c; lb., \$1.50; 5 lbs., \$6.00, postpaid.**

Grand Muskmelon

This splendid new melon is a sport from the Osage, which it resembles in quality. It is at least ten days earlier, has a more vigorous vine, and because of its vigorous growth, a greater yielder. Color, a peculiar pea-green; flesh, rich salmon or red color. In flavor it surpasses the best grown Osage or Emerald Gem. Bears shipment remarkably well.

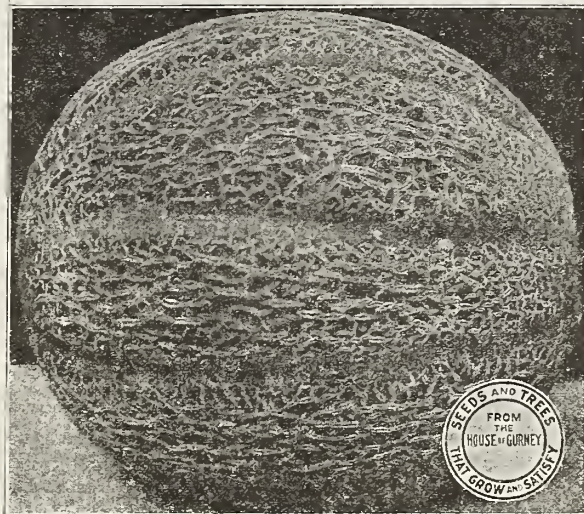
Gurney's Enid Muskmelon

Our description of this extremely valuable new melon when it was introduced by us in 1908: This new and valuable muskmelon originated in Enid, Oklahoma, and is certainly the best of all melons for home use or market gardeners. It is one-half larger than the Rocky Ford, one week earlier and twice as good. Color and shape the same as Rocky Ford, abundant bearer and an excellent market melon. **Pkt., 10c; oz., 20c; ¼ lb., 50c; 1 lb., \$1.50.**

Paul Rose or Potosky—This widely advertised melon is a successful cross of the Osage with the Netted Gem and combines the sweetness of the former with the finely netted appearance of the Gem. The flesh is of orange red color like that of the Osage. A splendid shipper and just the right size for the hotel and table use. **Large pkt., 5c; oz., 15c; ¼ lb., 35c; lb., \$1.10; 5 lbs., \$4.75. Postpaid.**

Millwaukee Market—A medium large, pink flesh melon with excellent eating qualities. The ribs are fairly prominent and the netting is heavy. The shape is slightly oval, early maturing and increasing in use each year. This melon, on account of its earliness, quality and heavy bearing, is planted liberally by market gardeners in the Northwest, who produce the greatest number of dollars per acre. For home use and for the regular market, especially in the North and West, this will be found one of the most profitable and satisfactory melons. **Pkt., 10c; oz., 15c; ¼ lb., 70c; lb., \$2.00; 5 lbs., \$7.50. Postpaid.**

Davis' White Seed—We recommended it highly on account of the good showing it had made in our trial grounds in comparison with other melons. We said this was the best quality of any of the muskmelons yet introduced, and one more year's general trial over the country has convinced us that it is the best all-around home and shipping melon yet introduced. This is the only white seed muskmelon, as all other muskmelons produce a yellow seed only. A report from one of our growers in western Nebraska tells us that the White Seeded was the earliest muskmelon of any that he planted, coming in two weeks ahead of the Osage, and produced more melons to the vine than were marketable than any other melon he has ever grown, and the quality was all good. We can only offer a limited amount of the seed. **Pkt., 10c; oz., 25c; ¼ lb., 80c; 1 lb., \$2.50.**




GRAND

The flesh is very thick, considering the size of the melon, leaving a small seed cavity. With repeated trials beside the Osage for the last five years, it has proven a more profitable melon for the market. The bushel crates weigh five pounds heavier than the Osage, which shows that it is a much thicker-meat melon. **Pkt., 10c; oz., 20c; ¼ lb., \$1.00; 1 lb., \$1.55.**

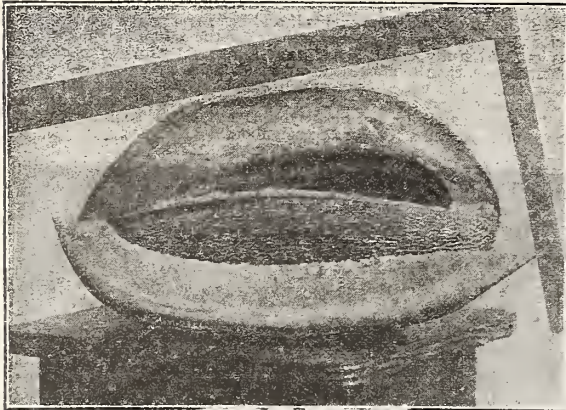
Greeley Wonder—A salmon flesh melon of excellent eating quality. There is the total absence of the coarse stringy flesh that is usually associated with large melons. It was developed in northern Colorado and when introduced into the Home garden, it certainly is the favorite. Not a shipping variety, medium early, ripens in 90 days. Average weight about 4¾ pounds. **Pkt., 10c; oz., 20c; ¼ lb., 60c; ½ lb., \$1.00; 1 lb., \$1.75.**

Gurney's Farthest North—This melon originated in the Imperial Valley in California and is one of the best long-distance shipping melons we have, but on account of its extreme earliness—maturing in 68 days from the planting of the seed—it can be grown farther north than any other muskmelon. Salmon, flesh of exceptional thickness about 8 x 4½ inches with heavy netting, fairly prominent ribs. Its chief values are its extreme earliness, its ability to stand long distance shipping and its better than fair quality. **Pkt., 10c; oz., 30c; ¼ lb., \$1.00; ½ lb., \$1.75; 1 lb., \$3.00; 5 lbs., \$13.00.**

Knight's Early—A very early type of the green fleshed, oval shaped muskmelon. Ribs are indistinct, netting heavy, pointed at the stem end. Its sweet, spicy flesh is famous for its quality. Vines are extremely heavy producers and melons can be shipped moderate distances without damage. It is more of a home use melon, ripening in 90 days; size 6 x 1¼ inches; weight 1¾ pounds. **Pkt., 10c; oz., 25c; ¼ lb., 90c; ½ lb., \$1.60; 1 lb., \$2.50; 5 lbs., \$11.00.**



GURNEY'S ENID



GIANT OF COLORADO

Giant of Colorado—Large size; oblong; 12 to 15 inches in length, heavily ribbed and netted. Skin green, flesh light green and excellent quality. Best quality of any of the large melons.

This is a very satisfactory melon for the home garden and home market. The melon is very large and attractive and brings a good price always, but not a good shipping melon. We have picked as high as six ripe melons at one time from a single vine, none of them weighing less than 7 lbs. **Pkt., 5c; oz., 10c; lb., \$1.40; 5 lbs., \$6.00. Postpaid.**

Tip Top—This wonderfully fine melon

could be planted by all melon growers. It always pleases. The testimony of all who use **Tip Top** is that every melon produced, whether big or little, early or late, is a good one; sweet, juicy, finest flavor, firm-fleshed and eatable to the outside coating. The fruits are of large size, nearly round, evenly ribbed and moderately netted. Flesh rich deep salmon, sweet and spicy. Ripe fruits in 90 days. **Tip Top** was almost a crop failure and we can only offer seed in packets and ounces. **Pkt., 10c; oz., 25c.**

Rocky Ford—This variety is an improvement on the Netted Gem, and is largely grown in Colorado and shipped by the carload to the eastern cities. It is much sought after by hotel and restaurant keepers on account of its size and exceptionally fine flavor. Flesh is greenish white in color, very juicy and rich and good clear to the rind. It is medium in size, of round oval form and a most excellent keeper. **Pkt., 5c; oz., 10c; ¼ lb., 30c; lb., \$1.00; 5 lbs., \$4.50. Postpaid.**

Hoodoo—Another of Paul Rose's wonderful melons introduced three years ago, has grown into popular favor more rapidly than any other melon. The Hoodoo melon is equal in quality to any melon planted today, and for all purposes it is better than nearly all others. The color of the flesh is bright orange meat very thick, seed cavity extremely small, netting is very close and firm, making it one of the very best for shipping. Our seed of this variety is saved from a most carefully selected, inspected field, and is two years ahead in selection of any other seed offered. **Pkt., 10c; oz., 15c; ¼ lb., 40c; lb., \$1.25; 5 lbs., \$5.00. Postpaid.**

Banana—A peculiar, long, smooth yellow-skinned melon with salmon flesh. **Pkt., 5c; 1 oz., 10c; ¼ lb., 35c; 1 lb., \$1.25. Postpaid.**

Honey Dew Muskmelon

This melon is especially adapted to west of the Missouri River in South Dakota, Western and Northwestern Nebraska, Colorado and Montana and Southwestern North Dakota. It produces exceptionally large crops of even sized quality melons and brings more money per acre than any crop you could grow. Honey Dew melons sell at an extremely high price, retailing often at from 60c to \$2.00 each, and people located in the places named above, will do well to plant sufficient quantity of Honey Dew for their local as well as their shipping market, as they will bring exceptionally high prices in October, November and December.

The Honey Dew is in a class by itself, being different from any other melon. The flesh is very thick and firm, emerald green in color, spicy, and of a flavor that you do not get in any other melon.

"Some better than the very best, a whole lot better than all the rest." We might stop right there with our description of the Honey Dew Muskmelon. It is a wonderful production, a cross of an African Casaba and the Rocky Ford Cantaloupe. We want to say just a few words of its value on the market. I have taken from the Daily Chicago Trade Bulletin the market on various melons at different times, and without exception, the Honey Dew was selling at from fifty cents to one dollar and fifty cents per crate more than any other melon on the market. You can eat it in September or keep it until Christmas, it simply gets better all the time.

Green Fleshed Honey Dew—**Pkt., 10c; oz., 30c; 2 oz., 50c; 4 oz., 85c; ½ lb., \$1.20; 1 lb., \$1.75.**

Golden Fleshed Honey Dew—In every respect the same as the Green Fleshed Honey Dew, except the flesh is a rich golden color. **Price**—**Pkt., 10c; oz., 30c; 2 oz., 50c; 4 oz., 85c; ½ lb., \$1.25; 1 lb., \$2.00.**

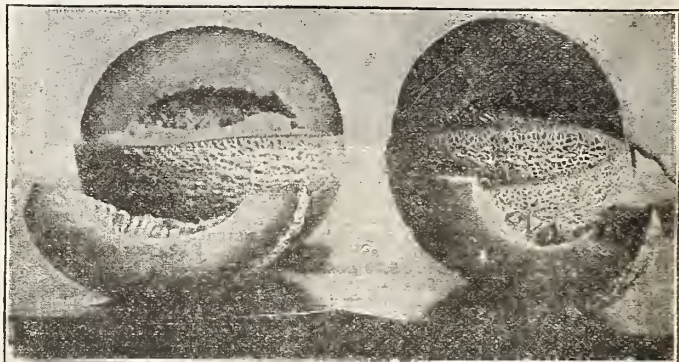
Persian Winter Muskmelon—On the west coast they are grown by the trainload, the meat is of a pleasant golden color, at least three inches thick and has that delicious flavor of the "Hearts of Gold" summer melon. The Persian is a large finely netted dark green melon weighing about 10 pounds. Keeps equal to the Honey Dew. This is the great Christmas melon. **Pkt., 15c; oz., 40c; ¼ lb., \$1.25.**

Pollock No. 10-25 Salmon Pink—In twenty years there has been a number of improvements in the **Netted Gem** or the **Rocky Ford Cantaloupe** and the 10-25 Salmon Pink is the latest, yielding heavily, even sized melons, so that after picking there is hardly a cull left in the field, netting a little more heavily from stem to blossom, rust resistant, a few days earlier, and reach the market in such condition that they are worth the money asked. It is a re-selection of Pollock's No. 25. **Price**—**Pkt., 10c; oz., 20c; ¼ lb., 60c; ½ lb., \$1.00; 1 lb., \$1.50; 5 lbs., \$6.25.**

Emerald Gem—I asked the gardener at the Hospital for the Insane to name the muskmelon that he thought the most of, the one that produced the best percentage of strictly good melons of the right size. Without hesitation he said Emerald Gem. For the big institution he grows several acres, and I noticed a larger percentage of Emerald Gem than any other variety; they are nearly smooth skinned, deeply ribbed green rind, with just a few lighter colored stripes, flesh thick so that the seed cavity is not much larger than a walnut. Flesh of a delicate salmon color, and it would be useless for me to tell you much of their quality because you might think I was prejudiced. **Pkt., 5c; oz., 10c; ¼ lb., 40c; lb., \$1.50; 5 lbs., \$6.00. Postpaid.**




TIP TOP



ROCKY FORD

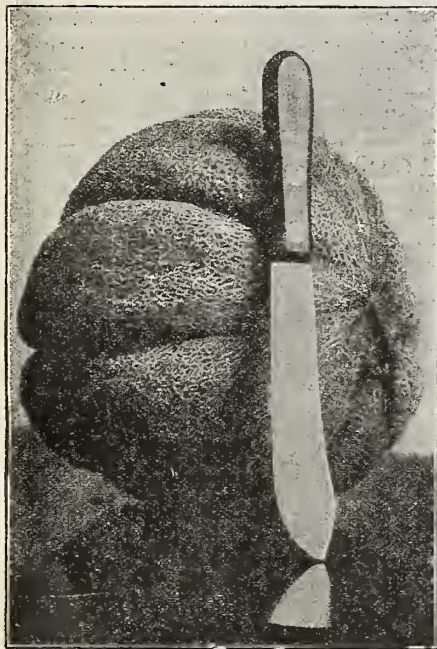
HOODOO



HONEY DEW



Walrath's Golden Champlain Muskmelon—Ten reasons for offering this new melon: 1st. Ripens three weeks in advance of the Hackensack, Emerald Gem or Paul Rose. 2nd. It blossoms and sets fruit thickly on laterals before the vines are six inches long. 3rd. By doing this it produces from eight to fifteen large melons in a cluster around the hill which makes them easy to handle. 4th. Because of this unusual habit the first setting of melons matures at the same time. 5th. The vines are very hardy, strong growing, which enables it to handle an immense crop. 6th. Because of its high quality, golden yellow meated fruit. 7th. Its desirable market size, varying from 2½ to 3½ lbs. 8th. Because it is the best of thirty-four different kinds tried by the originator. 9th. On account of its earliness it grabs off the early melon money which is always the best money. 10th. Because it is the melon that has extended the melon belt hundreds of miles north, allowing people clear to the Canadian line to enjoy this delicious muskmelon. I quote from the description given by the originator: "In introducing to you our New Habit Cantaloupe, GOLDEN CHAMPLAIN. This melon is so early that it can be grown much farther north than any other variety yet introduced. It ripens three weeks earlier than the Emerald Gem, Hackensack or Paul Rose. The nature of the New Habit is that it throws laterals and blossoms before the main stems are six inches long, and real fruit sets on these laterals and develop rapidly. You will find from eight to fifteen large melons in a bunch right around the hill where these seeds were planted, making



HACKENSACK

easy and inexpensive handling when ripening. This first setting of melons account starting at the same time, mature at the same time, giving a large crop and the early money getter. The vines are exceptionally strong and hardy. Quality of fruit excellent, flesh golden yellow. Outside skin green, well netted, and firm. Size from 2½ to 3½ lbs. I have grown thirty-four different kinds of cantaloupe in the last fifteen years, but the Golden Champlain yields much heavier than any of them even if you only count the first setting. Three years out of four we have picked ripe melons fifty-seven days after planting seeds in the fields, with ordinary field culture. This melon is successfully grown in the Lake Champlain district in high altitude, hence its name, GOLDEN CHAMPLAIN. Its extreme earliness prevents a lot of melon money from getting into the pockets of the Imperial Valley growers, and gives it to the home producer three weeks sooner."

from eight to fifteen large melons in a bunch right around the hill where these seeds were planted, making easy and inexpensive handling when ripening. This first setting of melons account starting at the same time, mature at the same time, giving a large crop and the early money getter. The vines are exceptionally strong and hardy. Quality of fruit excellent, flesh golden yellow. Outside skin green, well netted, and firm. Size from 2½ to 3½ lbs. I have grown thirty-four different kinds of cantaloupe in the last fifteen years, but the Golden Champlain yields much heavier than any of them even if you only count the first setting. Three years out of four we have picked ripe melons fifty-seven days after planting seeds in the fields, with ordinary field culture. This melon is successfully grown in the Lake Champlain district in high altitude, hence its name, GOLDEN CHAMPLAIN. Its extreme earliness prevents a lot of melon money from getting into the pockets of the Imperial Valley growers, and gives it to the home producer three weeks sooner."

From Wilburt Harrison Kingsville, O., 11-19-21.

I received more money from one acre of Golden Champlain muskmelons than from two and one-half acres of any other varieties.

Successful melon growers, if they knew of the many qualities of this melon, maturing as it does twenty days earlier than others, maturing in 57 days from seed to market, netting \$2,000.00 per acre they would not hesitate to pay \$20.00 per acre for the seed, about the cost of potato seed per acre, while their profits would be at least five to ten times as much. **Pkt., 15c; ½ oz., 30c; oz., 50c; ¼ lb., \$1.50; 1 lb., \$5.00.**

Extra Early Hackensack—This valuable variety is ready for the market fully ten days ahead of the well-known Hackensack, which it much resembles in size, shape and quality; weight from five to ten pounds each; very productive, averaging from five to six melons to the vine; deeply netted, flesh light green. **Pkt., 5c; oz., 10c; ¼ lb., 35c; 1 lb., \$1.25; 5 lbs., \$5.00, Postpaid.**



HOME SWEET HOME

Citron

They are used for making preserves, and I guess every housewife knows of numerous other ways to use them. They are a very valuable vegetable. **Pkt., 5c; oz., 10c; ¼ lb., 25c; lb., 90c; 5 lbs., \$4.00. Postpaid.**

Vine Peach or Garden Lemon

requires the same cultivation; fruit about the size of a large peach, oval shaped, somewhat russeted and the color of a bright orange when ready for use. For sweet pickles, pies and preserves, they are excellent. **Pkt., 10c; oz., 35c; ¼ lb., 75c.**

The New Watermelon "Corporal Gurney" (See colored page inside front cover.)

We have offered this six years ago and, with the exception of a very few reports, it has proven one of the very best melons of the entire list. Its large size, extremely tough rind and excellent quality has made it a desirable market melon. We are offering it again with the assurance that this is the coming melon for the market, at least for that part of the country where they are grown in large quantities for the market.

We have called this "Corporal Gurney" because the first ripe melon was picked on the day he was appointed corporal. Since then he has become sergeant, but the melon remains "Corporal," although it is absolutely "General" in quality. It is an oblong melon, shorter and much thicker through than the Tom Watson and Kleckley. In color it is a very pleasing gray, or a very light green. The rind is extremely hard, making it best of all melons for

shipping purposes. It can be shipped across the United States and back again, and be equal to any freshly picked melon. The quality never has been surpassed, and probably never will be. The rind is thin, but strong enough so that the heaviest man can stand on it without injuring it. I have rolled these melons off from an ordinary table to the floor without cracking the rind or bruising the flesh. I am not showing you a picture of Corporal Gurney, but a picture of the melon instead. This melon is not as early as the earliest, but will be classed as a medium early melon. Our supply of seed is limited and consequently rather high-priced this season, but for satisfaction you had better plant one packet of Corporal Gurney than a dozen packets of other varieties. **Price per well-filled pkt., 10c; 1 oz., 20c; ¼ lb., 50c; ½ lb., 75c; 1 lb., \$1.25; 5 lbs., \$5.00.**

Winter Watermelon (See colored plate, Page 25)

Yankton, S. D., has the best equipped State Hospital, takes better care of its patients, and cures more than any other in the United States. This is a broad statement, but I believe it is true. It is equipped with theatre, dance hall, ball ground, tennis court, and last, but not least, an immense automobile, carrying thirty passengers, and on every decent day, during the entire year, it is loaded with patients early in the morning, a fifteen mile ride given them, the car then returns to the Hospital and is reloaded, and this operation continues until nightfall. You wonder what this has to do with winter watermelons. I am just coming to that. I have been on the grounds of the Hospital for the Insane this summer a number of times, and it was not unusual to see hundreds of the patients on these beautiful grounds among the trees and on the lawn, each patient, if they wanted it, eating water-melon. Their garden covers about thirty acres, all grown from Gurney's seeds, and they had thousands of the winter watermelons, besides thousands of other kinds. On this date, November 1st, they still have a quantity of the winter watermelons stored. It is the sweetest and best of all. You can almost taste the deliciousness of this wonderfully sweet melon hidden in its luxuriant foliage.

It is not only good at time of maturity of the ordinary melon, but can be harvested and kept well up to Christmas time. It is medium-sized, almost clear white rind, the brightest red flesh and small black seeds, very firm and very tough rind, which accounts for its keeping qualities. These should be harvested when ripe, not over-ripe, placed in a cool dry cellar; or if you wish, place them in the open in straw, seeing that the melons do not touch each other and covering all of them with sufficient straw to keep from freezing. Take them out as wanted and you will be well repaid. **Pkt., 10c; oz., 25c; ¼ lb., 60c; 1 lb., \$2.00.**

Angelino—There are two strains of this melon; one producing black, the other white seeds. They are identical in every other way. Very attractive melon nearly round with dark green skin, irregularly striped a darker shade. Flesh is a sparkling-scarlet, eating qualities unexcelled. Ripens in 90 days from planting and yields immensely; average weight, about 20 pounds. The veining on the Angelino stands out distinctly when the melon is ripe; hence, there is no difficulty in determining their ripeness. **Pkt., 10c; oz., 25c; ¼ lb., 60c; 1 lb., \$2.00.**



KLECKLEY'S SWEET

The above photo is of Charles and a Kleckley Sweet. The kid married October, 1921. Can you beat it?

Kleckley's Sweet or Monti Christo—Vines are strong-growing, producing uniformly large-sized melons. The fruits are oblong. The skin is dark green. Flesh is bright scarlet and ripens to within one-half inch of the rind. The quality is very rich and sweet, hence its name. For the home market or family garden it is decidedly one of the best. **Pkt., 5c; oz., 10c; ¼ lb., 30c; ½ lb., \$1.00; 5 lbs., \$3.50.**

Georgia Rattlesnake—One of the oldest Southern varieties, very large, long, light green in color with mottled stripe of a darker shade. Flesh tender and sweet. Plant this variety as early as possible so that it may have the delicious flavor that has made it famous in the South. **Pkt., 5c; oz., 10c; ¼ lb., 30c; ½ lb., 55c; 1 lb., 90c; 5 lbs., \$3.50.**

Phinney's Early—An early variety; medium and uniform size, and a beautiful form. The skin is smooth, with white mottled and dark green stripes. Flesh light red or pink, sweet and delicious. One of the best for home use. **Pkt., 5c; oz., 10c; ¼ lb., 30c; ½ lb., 95c.**

Koib's Gem—A valuable variety. The fruit is large, weighing from 25 to 50 lbs. It has a delicious flavor, and its keeping qualities are the best. **Pkt., 5c; oz., 10c; ¼ lb., 30c; ½ lb., 95c; 5 lbs., by express, \$3.50.**

McIver's or Wonderful Sugar—Oblong in shape; size uniformly large; handsome appearance; skin shows broad bands of white, shading into narrower bands of dark green; quality is superior; flesh is soft pale pink, crisp, free from any stringiness, and juicy. The melons have a solid heart, free from cracks, while the seed rows are close to the rim. **Pkt., 5c; oz., 10c; ¼ lb., 35c; ½ lb., \$1.00.**

Peerless—(Ice Cream)—of medium size, thin rind, light mottled green; flesh bright scarlet solid to the center, and sweet as honey. **Pkt., 5c; oz., 10c; ¼ lb., 30c; ½ lb., 95c; 5 lbs., \$3.50.**

Forhook Early—Without a rival. This is the earliest large-fruited melon in cultivation. We secured a good number of fine large melons before any other varieties ripened, with the exception only of the small Cole's Early. These fruits are of good size, rather short and blocky in form, with large diameter; skin dark green, occasionally with faint stripes of lighter green; flesh bright red, crisp, sweet, and of splendid quality; rind quite thin, but skin tough; make an excellent shipping variety. **Pkt., 5c; oz., 10c; ¼ lb., 30c; ½ lb., 95c; 5 lbs., \$3.50.**

The Florida Favorite—White seeded, rind light green, with model stripes of dark green, shape long and the melons average about twenty-five pounds in weight. It is not a good long distance shipping melon, but is very excellent for home trade on account of its excellent quality and it has become very popular where grown.

I advise all growing melons for their own use or for the home market to plant liberally of this variety. Medium early, which insures satisfaction for the home use and profit for the market gardener.

This has become a very popular melon around Yankton in the last three years, where lots of them are marketed each day, with satisfactory results to the consumer, as well as to the grower. **Pkt., 5c; oz., 10c; ¼ lb., 30c; ½ lb., 55c; 1 lb., \$1.00; 5 lbs., \$3.50.**

Special Ear Seed Corn, Page 137


Seed Corn of the larger varieties is generally of poor vitality and low germination this year. We have a quantity of selected ears of high germination. The kind you want and is described on page 137.



TOM WATSON

Tom Watson—It is not often that a melon will jump from the unknown to the most popular melon grown in a short period of four or five seasons. The Tom Watson is a melon of that type; it is one of the very best shippers of the long melons, and one of the best quality. The melons will grow to a length of about two feet, and about one foot in diameter. The rind is a hard mottled green, thin, but tough enough to endure shipping to any distant market. Of the long shaped melons it is the best shipper of any. The flesh is deep red and comes very close to the rind. We consider this for quality equal to any of the melons, and it sells readily on the market when there is no demand for others. **Pkt., 5c; oz., 10c; ¼ lb., 30c; ½ lb., 90c; 5 lbs., \$3.25.**

Round Light Icing—Fruit medium sized, nearly round, greenish white, slightly veined or dotted with light green. The flesh is light red, sweet and crisp, seed white. A very early melon producing remarkable crops. Late in May in the spring of 1921, we had a telephone order from one of our customers for more than 100 pounds of this seed. I advised that it was too late to plant any watermelon, but he insisted on planting and I recommended some earlier varieties; but he still insisted on Round Light Icing, and he marketed from that field dozens of carloads about as early as the earliest varieties, and received top prices for them. **Pkt., 5c; oz., 10c; ¼ lb., 35c; ½ lb., 60c; 1 lb., \$1.00; 5 lbs., \$4.00.**



ROUND LIGHT ICING

January & February Bargains Page 127

We are offering some mighty attractive nursery bargains for January and February orders on page 127. You are going to appreciate them. Take a look and see. They are all the highest quality stock packed right. Let us have your order.

:: ALFALFA BARGAINS --- PAGE 127 ::

Gurney's Improved Cole's Early Watermelon—This is an improvement over the old COLE'S EARLY. By selection it has been made more uniform in size, better quality and earlier. Sure to ripen. Just the melon for home market. Ripens during August and by far the best watermelon for the northern states, where the seasons are usually too short for any other. Since its introduction melons have ripened further north than it was supposed possible to ripen them.

COLE'S EARLY is no less valuable for the middle states from the fact that it ripens melons ahead of any other and continues to bear abundantly throughout the entire season. Weight about 10 to 15 lbs., nearly round, dark green with lighter stripes, flesh brightest red, crisp and free from stringiness. Very solid. Is deliciously sweet and refreshing all the way through to the rind. **Pkt., 5c; oz., 10c; ¼ lb., 30c; 1 lb., 90c; 5 lbs., \$3.40.**

The Earliest and Sweetest

Almost as far back as I can remember we have urged everyone to plant Cole's Early, for the earliest and best watermelon. We have not changed our minds a particle about the Cole's Early, as it is still one of the very best, but the earliest and sweetest, a cross of Mountain Sweet and Cole's Early, combining the best qualities of both, is nearly one week earlier than Cole's Early, three to five pounds heavier, does not break as easily when handled, and the facts are that when the two melons ripening together are placed before you, you will always eat the earliest and sweetest. The average weight of this melon would be probably from 12 to 15 lbs., flesh scarlet, very fine grained, and the flavor is delicious. The seeds are white. Vines producing wonderful crops, often producing eight to twelve melons to the vine. We wish to say to our Northern customers that this earliest and sweetest melon is the one they should plant. There is but little use in planting the large late varieties in your locality. They are only a disappointment, nearly ripe when the frost comes. You will always get under the wire with the Earliest and the Sweetest. **Pkt., 10c; oz., 20c; ¼ lb., 50c; 1 lb., \$1.50.**

Sweetheart—Our field of watermelons was certainly a pleasant sight. A field of 30 acres of these planted right and growing right was so well covered with melons that a person could have started in any part of the field and walked around all over it and stepped on a large melon each time. Every melon seemed to be perfect in color and shape. This is certainly a fine strain of this very popular shipping melon. Rind is thin, but firm. Flesh bright red, very sweet and tender, size large. **Pkt., 5c; oz., 10c; ¼ lb., 30c; 1 lb., 95c; 5 lbs., \$3.25.**

Gurney's Improved Cole's Early Watermelon



EARLIEST AND SWEETEST

Golden Honey Sweet—The only desirable yellow meated melon, and for home use the best of all melons. Very thin rind, golden yellow flesh, so remarkably sweet and tender that they will be chosen above all other melons for home, not shipping purposes. **Pkt., 10c; oz., 15c; ¼ lb., 40c; ½ lb., 70c; 1 lb., \$1.30.**

SPECIAL LIST OF PROFITABLE MELONS FOR MARKET GARDENS

This list is selected to cover, as nearly as possible, yield, season, quality and ability to stand shipping or rough usage.

Muskmelons

Walrath's Golden Champlain—First early, good quality, high yielding muskmelon. Sets its first fruit from the first blossoms, insuring early ripening. **Hearts of Gold**—Ripens immediately after Golden Champlain, the highest quality, best shipping muskmelon produced; nearly solid meat, and of such quality that one remembers it selling from the market gardener's load or in terminal markets at double the price of other melons. **Honey Dew**—No other melon in this class. Western Nebraska Melon Growers' Association received an average of 42c each for all of their Honey Dews this past year. Especially profitable in western South Dakota, western Nebraska and Colorado.

Watermelons

Gurney's Earliest and Sweetest—Just as early as the Cole's Early, better quality, average five pounds heavier, stands shipping better. Follow this with **Round Light Icing**, an especially valuable melon for the Northwest, good size and quality, and good carload shipper.

Kleckley's Sweet—Follows Round Light Icing; very dark green flesh, high quality, heavy yielding, good shipping melon. Produces a large percentage of melons weighing from 25 to 50 pounds.

Corporal Gurney—Absolutely the best quality melon produced. Follows Kleckley's Sweet in season of ripening; extremely thin rind, but so tough and strong that a 200-pound man can stand on it without breaking. When Corporal Gurney ripens, you can sell no other melon.

This list of melons does not mean that other varieties are worthless but these are especially good for a person who grows melons to sell. I shall be glad to have you write for the best list of melons for the home or commercial garden in your particular locality, where you feel that the above list does not apply.



MY TWO SWEETHEARTS



GROWN BY WALTER S. REEVES, CRAWFORD, NEBRASKA, FROM GURNEY SEED.

Price of onion seeds for 1926 is the highest in many years, caused by almost a complete onion seed crop failure all over the world. There is not enough onion seed produced to make the ordinary plantings and consequently those who do plant and produce, should receive an exceptional price for their crop in the fall of 1926. The seed we are offering is of our usual high quality both as to quality of crop produced and germination of the seed.

An Onion Bulletin with Each $\frac{1}{4}$ lb. or Larger Order.

As Onions are one of the most profitable crops grown, often producing several hundred dollars net profit per acre, it would be well for you to plant liberally of them and share in this immense growing profit.

In order that you may grow equally as successful as the expert or continuous grower, we will enclose with each order of one-fourth pound and up, our Onion Bulletin, giving complete instructions for preparing the seed bed, planting, growing, harvesting and marketing.

I want to call your special attention to Gurney Red Globe, as pictured on Page 34, of this catalog.

ONION CULTURE AND PROFIT IN ONIONS

You cannot plant a crop on your farm that will produce more dollars per acre than a crop of onions. The yield in the northwest from the onion **Dakota** and **Southport Red Globe** and other standard varieties is always exceptionally heavy; the gardeners selling but few of them under \$1.25 per bu., and lots of them moving at \$1.50 and \$2.00 per bu., making the greatest yield of dollars per acre of any crop. Onions can be grown and harvested for \$15.00 per acre; this allows about \$8.00 per acre rent for the fall. A very ordinary yield would be at least 300 bushels per acre, even this small crop would bring more net dollars per acre than any five acres in an ordinary crop. Yields of one thousand bushels are not uncommon and one of our friends at Bassett, Nebraska, has a photograph of his field of one and one-fourth acres from which he harvested nine hundred bushels. The varieties he planted were Gurney's Red Globe "Dakota" and Southport Yellow Globe.

Figure the cost of production as high as you please and you could not come within a mile of the gross profit, plant just as many as you can take care of, you cannot flood the market.


In previous years we have devoted several pages to onion culture and profits in onions. We are compelled to leave out of the regular catalog all of this matter, but instead will pack with each order of one-fourth pound or more an onion bulletin, giving you full instructions for the cultivation, care and marketing of onions. We shall be glad to send copies of these or other bulletins on request at any time.

Gurney's South Dakota Red Globe

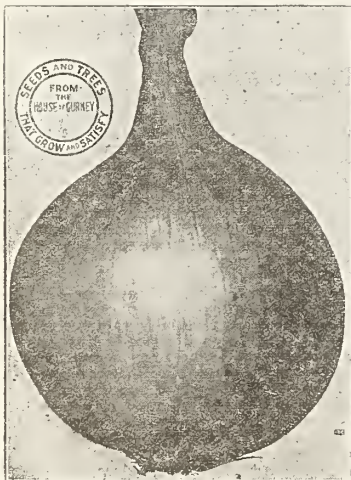
SEE COLORED PHOTO INSIDE

In offering the "Dakota" (105 days to maturity) Onion we wish to tell you something of it. The parentage of this onion is strictly Southport Red Globe, but has been grown in Dakota for a number of years and by careful

selection of the bulbs and saving of the seed crop we have produced an onion that is very uniform in size, very dark red in color, a perfect globe, and quite a bit earlier than any other globe onion that we know of. We consider this one of the most profitable onions for the people of the Northwest to plant. It has yielded an immense crop of firm bulbs when other seed has failed to do as well. On account of being able to market them earlier than other varieties you can secure a better price, and as the yield is equally as large as any other variety it is certainly more profitable to plant them. The seed will cost you a little more money than the others, but a few cents per acre is more than made up by the results in the fall. **Pkg., 15c; oz., 60c; $\frac{1}{4}$ lb., \$2.25; $\frac{1}{2}$ lb., \$4.25; 1 lb., \$3.00.**



Mammoth Silver King—This is absolutely the largest white onion grown, specimens often measuring as much as 20 inches in circumference and weighing as high as four pounds. It is of very attractive shape and color; silvery white skin, flesh a most agreeable flavor, but only a reasonable keeper. We advise the growing of this in small quantities, and you should dispose of them by the first of December. For exhibition purposes these should be started in a hotbed and transplanted; in this way you will produce onions of immense size. **Pkt., 10c; oz., 35c; $\frac{1}{4}$ lb., \$1.25; 1 lb., \$4.00.**



SOUTHPORT RED GLOBE

Southport Red Globe—(110 days to maturity.) We consider this the most profitable of the onions for planting in the north. Brings the best price on the market of any of the red onions. Its large size, dark, glossy red color and the fact that it is one of the best keepers makes it very desirable. They are just a little later in maturing than the Red Flat, but are safe to plant almost any place that onions can be grown. We would advise that you make the bulk of your planting Southport Red Globes. This variety has given as high as 1,100 bushels per acre, and is the leading market value in the north. **Pkg., 10c; oz., 55c; $\frac{1}{4}$ lb., \$1.80; 1 lb., \$7.25; 4 lbs., \$28.00.**

Southport Yellow Globe—(110 days to maturity.) The true Southport Yellow Globe is particularly valuable for winter market. It is a more perfect globe than the Yellow Globe Danvers and a better keeper. The onions are similar in size and form to the Southport Red Globe, but have a pale straw yellow skin, mild flavor and a heavy cropper. Owing to its handsome appearance and delightful flavor it sells readily on all markets. We would advise that you plant a part of your acreage to these. **Pkg., 10c; oz., 60c; $\frac{1}{4}$ lb., \$2.00; 1 lb., \$7.75; 4 lbs., \$28.00. Postpaid.**

Southport Large White Globe—(115 days to maturity.) This is the best all-purpose white onion in cultivation; it is large, a perfect globe, silvery white and the very best keeper, and excellent quality. It commands in a small way a higher price on the market than the Yellow or Red onion, but the demand is not as large for the White. In growing onions we advise that you put in a part of your acreage of this large White Globe, as there is always a demand for a reasonable amount of them at a better price than you could get for other onions. On account of their mild flavor they are particularly valuable for green onions for bunches. **Pkg., 15c; oz., 70c; $\frac{1}{4}$ lb., \$2.50; 1 lb., \$9.50. Postpaid.**





White Welch Onions—(90 days to maturity.) For early green onions, the seed of this onion may be treated as any onion seed, making one-third the expense and trouble of planting top sets and producing more green onions. The flavor is the sweetest of all onions. The plant is perennial and may be left in the ground for years with but slight protection. Maximum results, however, are obtained by treating as an annual; sow in the spring or fall. **Pkg., 10c; oz., 35c; ¼ lb., \$1.00.**

PARIS WHITE PICKLING, OR SMALL SILVER-SKIN—(90 days to maturity.) This is used for pickling purposes almost entirely; it is of small size, silvery white and makes the best onion for its purpose. In planting onions for pickling or for sets, seed should be sown at the rate of about 40 lbs. per acre. **Pkg., 5c; oz., 35c; ¼ lb., \$1.00; 1 lb., \$3.25.**

White Portugal—Is very good sized, half globe, pure silvery white, an excellent keeper, and yields heavily. This is the best of all onions for the production of sets or small pickling onions. For sets or pickles sow at regular time very thick—at least ten times the amount you would sow for larger onions. **Pkt., 10c; oz., 60c; ¼ lb., \$2.00; lb., \$7.50.**

Large Red Wethersfield—(100 days to maturity.) One of the old standard varieties and a favorite onion especially in the West, where immense crops are grown for shipment. Large size, skin deep purplish red, form round, somewhat flat, flesh purplish white, moderately fine grained, and stronger in flavor than most other kinds. Very productive, best keeper, and very popular for general cultivation in most localities. It is more inclined to form large necks if planted on very rich soil, but it is the best of any variety on poor or dry soil. **Pkg., 10c; oz., 50c; ¼ lb., \$1.40; 1 lb., \$4.50; 4 lbs., \$13.00. Postpaid.**

Prizetaker—(110 days to maturity.) This is the largest of all onions and most handsome, the mildest in flavor not excepting the Bermuda onions. Our seed stock of this onion is pure American grown and produces the largest and handsomest onion we have ever seen; large in size and better in appearance than the most wonderful of the Spanish and Italian varieties, many of the bulbs weighing as high as 3 and 3½ lbs. each. Skin rich golden color, and so mild and sweet that it can be eaten raw like an apple. This variety has been on sale in the grocery stores over the country and usually retails at from 5 to 8 cents per lb. This onion is a reasonably good keeper, but should be disposed of by January 1st. We strongly urge the planting of a reasonable acreage of this variety, as it will certainly prove profitable. **Pkg., 10c; oz., 65c; ¼ lb., \$2.50; lb., \$7.00.**

Australian Brown—(95 days to maturity.) An early onion of medium size and nearly globular shape; a sure cropper and long keeper. The skin is a bright brown, and the flesh is white, crisp, extremely solid, and of a sweet, mild flavor. This is the longest keeper and the best onion to plant for early market when prices are high—a very beautiful onion. **Pkt., 10c; oz., 50c; ¼ lb., \$1.35; 1 lb., \$4.35; 5 lbs., \$19.00. Postpaid.**

Extra Early Red Flat—(90 days to maturity.) For the early market we advise this onion, as it matures two to three weeks earlier than other onions. It is not quite so large, medium size, flat in form, flesh white tinged with pink, skin deep red, solid, good keeper. **Pkg., 10c; oz., 50c; ¼ lb., \$1.35; 1 lb., \$4.00.**

Ebenezer or Japanese is pure yellow, flat, very firm and hard. It is a high yielding, good-keeping onion. **Pkt., 10c; oz., 50c; ¼ lb., \$2.00; 1 lb., \$6.00.**

Leek

London Flag—Sow early in the spring in drills one inch deep and one foot apart. When six or eight inches high transplant in rows 13 inches apart and 5 inches between the plants as deep as possible, that the neck may be blanched. One oz. to 150 feet drilled. **Pkt., 10c; oz., 20c; ¼ lb., 80c; lb., \$2.95.**

Onion Sets

These may be planted early in the spring to be used for green onions, or can be allowed to grow, producing large onions very early. They are planted largely by market gardeners and allowed to grow full size on account of coming into the market when other onions are scarce; in this way they realize the best price. 32 lbs. per bu.

White Bottom Sets—1 lb., 35c; pk., \$1.75; bu., \$5.00; 100 lbs., \$12.00.

Red Bottom Sets—Lb., 30c; pk., \$1.50; bu., \$4.00; 100 lbs., \$10.25.

Yellow Bottom Sets—1 lb., 30c; pk., \$1.50; 1 bu., \$4.00; 100 lbs., \$10.25.

Multipliers—Enormously productive. Lb., 35c; pk., \$2.00; bu., \$6.00.

Potato Onions—Should be planted in March or April. Lb., 35c; pk., \$1.65; bu., \$5.25.

Evergreen Top or Winter Onions—These are to be planted from the 1st of September until it freezes in the fall. Shipment will be made as soon as the sets are ripe, the latter part of August and September. Price, ½ lb., 15c; 1 lb., 25c; 5 lbs., \$1.00.

Owen I. Larson, Scenic, S. D. 1925.


This picture was taken on a dry ranch in western South Dakota. Was visiting there and enjoyed the finest melons I have ever eaten and apparently I wasn't the only one. Seeds were purchased from Gurney's.

Vlasak, Walthill, Neb. November 9, 1925.

I am sending you sample onion out of the Dakota Globe seed which I purchased from you this spring. The onion weighs 10¼ ounces. This seed sure made a fine crop. Out of one pound, I sold \$100.00 worth of onions. How's that for a \$2.50 investment? Your seeds are always just as you represent them in your catalog. If everyone could know the values of your seed, there never could be failures in truck growing.

Max Straun, Canning, S. D. Oct. 3, 1925.

I am sending you a picture of my five acres Tom Watson melon patch. They have made a wonderful yield and a nice profit. I have used your garden seeds for six years and they have always been O. K.



WHITE WELCH



PRIZETAKER



ONION SETS

Mushrooms

These delicious fungi can be grown in a warm cellar or close shed in which an even temperature can be maintained of from 50 to 60 degrees, and where a plentiful supply of fresh horse-stable manure for making the beds can be obtained. Our spawn is imported from the best English makers, runs freely and produces the finest mushrooms. Bricks weigh about one pound, and a brick is sufficient to plant about nine square feet. **Best Spawn, 40c per lb.**


Okra or Gumbo

Sow about the middle of spring in drills, and thin the plants to a foot or more apart. Highly esteemed and cultivated for its green seed pods, which are used in soups or stewed and served like asparagus.

Special Dwarf—Long ribbed pod. **Pkt., 5c; oz., 10c; ¼ lb., 30c; lb., \$1.00.**

C. S. Parker, Havre, Mont. August 12, 1925.

I purchased my garden seeds from you this spring and as a result I have the best garden this year that I have had for several years. Every time I look at my extra nice stand of beets and other vegetables, I think I have not done my duty until I write and tell you how much I appreciate good seeds. We have had very poor success with vegetables here previously, from other seeds. We have never been able to ripen tomatoes at this point but I planted your Earlibell selection and I am sure they are going to ripen very soon. We are sure boosting for Gurney's seeds.



OKRA

Parsley

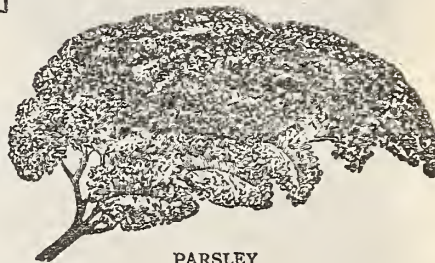
Parsley thrives best in a rich soil. The seeds germinate very slowly, three or four weeks generally elapsing before it makes its appearance. Sow early in spring half an inch deep, previously soaking the seeds for a few hours in tepid water. One oz. to 150 feet of drill.

Champion Moss Curled—A beautiful crimped and curled variety. **Pkt., 5c; oz., 15c; ¼ lb., 50c.**

Turnip-Rooted Parsley—This vegetable has the same flavor as the regular parsley, but it produces small turnip-shaped roots underground that are used for flavoring soups, etc. **Pkt., 5c; oz., 35c.**




MUSHROOM



PARSLEY

PEANUTS — South Dakota Grown

Two or three years ago we offered a quantity of South Dakota grown peanuts. It sounded almost wonderful to think that South Dakota was growing them and we find that peanuts are just as easy to grow as potatoes, sometimes a little more so. Peanuts go right on peanutting and make a good crop. Down south they let the hogs harvest the peanuts because it is easier to do that than it is to harvest them in any other way. The southern hog has a shovel nose and enjoys this work. Up here peanuts are grown profitably, and a handful of them set in the oven, baked and eaten during these long winter evenings is certainly worth while. Do you get the idea? The variety which we are offering is early enough to grow in any of the northern states, produces an immense yield of excellent nuts. We have enough of the South Dakota grown nuts to supply our customers this season, and believe it to be a profitable crop to grow. I am showing a photograph that will give you some idea of the yield. A peanut at its best should be planted in a light sandy soil, kept clean, and it will produce paying crops. You can grow peanuts in other soil profitably, but the light sandy soil produces the greatest crop. With each order for peanuts we will inclose the peanut bulletin that will give you full instructions for planting and care. **Per lb., 30c; 5 lb., \$1.20. Postpaid.**



Stella M. Wilson, Heron Lake, Minn. Oct. 15, 1925.

I am enclosing pictures of vegetables and corn grown from your seed. The corn at the bottom is 12 inches long. The ruler in the center is 15 inches long. I produced the best garden this year that I have ever had.



Peas, First Earlies


The planting of an early crop of garden peas should be made in the spring, as soon as the ground can be worked, in a warm, dry situation, and covered about three inches. They are usually planted in double rows 3 to 4 feet apart, and (those requiring it) bushed when about 6 inches high. The large and later sorts do better at a greater distance apart, leaving a broad space for planting low growing vegetables between.

First and Best—(47 days to maturity)—On account of its earliness and maturing practically all of the peas at one time it is very desirable for the market gardener. This is the earliest of the first early white peas, maturing so evenly that a single picking often harvests the entire crop. The vines are vigorous, hardy, of medium height, standing about thirty to thirty-six inches high. Pods straight, of good size, containing five to seven medium sized smooth peas of good quality for so early a variety. $\frac{1}{2}$ pt., 15c; 1 lb., 35c; 15 lbs., \$3.25; 100 lbs., \$19.00.

Alaska, or Earliest of All—(45 days to maturity)—A greater acreage of Alaska is planted by canners and market gardeners than any other. It is of unequalled evenness of growth of vine and maturity of pods, which are filled with medium sized bright green peas of excellent quality. Vines medium height, about two to three feet. Pods good size, $2\frac{1}{2}$ to $3\frac{1}{2}$ in. long. Invariably matures its crop at one time which makes it exceptionally valuable for market gardeners and canners. $\frac{1}{2}$ pt., 15c; 1 lb., 35c; 15 lbs., \$3.25; 100 lbs., \$19.00.

Dwarf Telephone, or Daisy—(60 days to maturity)—Identical, and has all of the fine qualities of the old well-known Telephone, except that it is dwarf in habit, attaining a height of about fifteen inches, and is ready for

Nott's Excelsior—(55 days to maturity)—One of the best of the first early dwarf wrinkled peas. It combines good quality of American Wonder and Premium Gem. Vines being larger and more productive than the American Wonder and ripens earlier than the Premium Gem. Vines average about twelve inches in height. Pods medium size, two to three inches long. Quality best of the early ones. Seed medium size wrinkled green and somewhat flattened. Most desirable for home garden. $\frac{1}{2}$ pt., 15c; 1 lb., 40c; 15 lbs., \$3.50; 100 lbs., \$20.00.



THOMAS LAXTON

use about a week earlier than the Tall Telephone. Peas are ready for use seventy-five days from day of planting. Vines healthy and vigorous, producing extra large pods in great profusion. Pods five inches and better in length, containing eight to ten green wrinkled peas of the well known Telephone quality. $\frac{1}{2}$ pt., 15c; 1 lb., 40c; 15 lbs., \$3.25; 100 lbs., \$21.00.

McLean's Little Gem, or Premium Gem—(50 days to maturity)—A dwarf, prolific, green, wrinkled marrow; habit similar to the Tom Thumb. It has all the sugary flavor of the late wrinkled pea. Height 1 foot. $\frac{1}{2}$ pt., 15c; 1 lb., 40c; 15 lbs., \$3.50; 100 lbs., \$20.00.

The Top Notch Early Pea — Laxtonian — 57 Days to Maturity



This is a pea that just suits me, and I eat some peas during the season. I like them any way they can be served, and the Laxtonian seems to be willing to be served any way, always yielding a bountiful supply. This splendid new pea is of Stratagem type, dark green pod, borne in pairs, larger, longer and more even in size than Thomas Laxton and contains fine deep green peas of excellent flavor. It is undoubtedly the best early, large-podded pea on the market. It can be picked ten days earlier than Thomas Laxton. It is in the

dwarf class in habit of growth. The vines run about one and one-half feet in height. $\frac{1}{2}$ pt., 15c; 1 lb., 45c; 15 lbs., \$4.25; 100 lbs., \$28.00.

Gurney's Yankton Main Crop — 58 Days to Maturity (See colored plate, Page 43)

The most delicious fresh vegetables in the garden are peas. I believe more disappointment has been met with by the grower from an attempt to grow an ample quantity of peas than from any other vegetable. This is from improper selection of varieties, and not any fault of this vegetable. The Yankton Main Crop Pea has produced from a single pound all the green peas that a large family can use. We do not advise you to stop with the single pound, but plant enough so that you can use them fresh and then can some. The Yankton Main Crop is one of the most luxuriant of the semi-dwarf peas, attaining a height of about two feet, not tall enough to make it necessary to stake or brush them.

This has become one of the standard medium early peas all over the Northwest. It is the one variety that can be planted and almost insure yourselves all of the green peas you can use during their season. They produce very large pods, six to nine peas, excellent quality, and yield heavily.

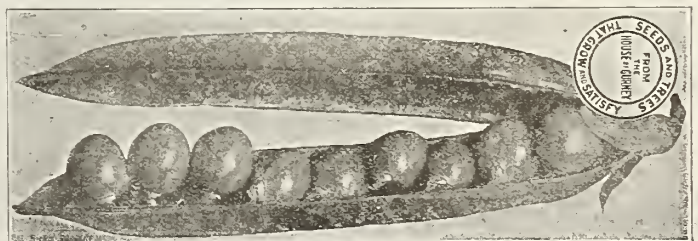
We sent this pea out the last five seasons as one of our specialties and it

has more than redeemed itself. We counted pods on our trial grounds containing twelve large peas, and there were none of better quality. The leaves are very large and leathery; the vines grow about two feet high and are remarkably productive. As one of our lady customers wrote us, "I have never been able to grow peas, enough for the family before, but this year with your Yankton Main Crop we have had a great many more than we could use." $\frac{1}{2}$ pt., 15c; 1 lb., 40c; 10 lbs., \$3.00; 25 lbs., \$7.00; 50 lbs., \$13.00; 100 lbs., \$25.00.

Gradus, or Prosperity—(60 days to maturity)—Early as Challenge or Alaska; equal in quality and size to Telephone. The great drawback with the small, early round peas is lack of size and flavor. In Gradus, however, we have a pea coming in along with Alaska, producing dark green, handsome pods as large as Telephone, containing 8 to 10 large peas, with that rich, sugary flavor found only in the wrinkled sorts. The vines grow to a height of $2\frac{1}{2}$ feet and produce the pods singly, all maturing at one time. $\frac{1}{2}$ pt., 15c; 1 lb., 40c; 15 lbs., \$3.50; 100 lbs., \$20.00.

Thomas Laxton—(57 days to maturity)—The earliest Wrinkled Pea. Equal in quality to the best of the late wrinkled sorts. Peas are large as Telephone, unsurpassed in quality; coming into use early in June, as soon as the small round early sorts. This is certainly the finest Wrinkled Pea yet introduced, coming in with the first earlies, with pods double the size, and contains on the average 7 to 8 very large peas of the richest flavor. It is a reliable market gardener's as well as private gardener's pea, and will undoubtedly take the same place among earlies as Telephone among late sorts. $\frac{1}{2}$ pt., 15c; 1 lb., 40c; 15 lbs., \$3.50; 100 lbs., \$20.00.

American Wonder—(55 days to maturity)—One of the earliest Wrinkled Peas in cultivation, of the finest quality and flavor, and very productive. Its great distinctive feature, however, is the compact and dwarf growth, seldom exceeding 10 inches in height. $\frac{1}{2}$ pt., 15c; 1 lb., 40c; 15 lbs., \$3.50; 100 lbs., \$20.00.



AMERICAN WONDER

Alderman Pea


This new pea was imported by us from England and we found it in many respects the very best early main crop variety of the Telephone type. Pods very large, long, dark green, similar to the Duke of Albany and about the same season. The peas are of largest size and unsurpassed in quality. Market gardeners are demanding the large podded, dark colored sorts which retain their fine color even after shipping a long distance. The Alderman meets these requirements, and, furthermore, is the most productive variety of this class. We recommend it especially for the market gardener and home market. $\frac{1}{2}$ pt., 15c; 1 lb., 40c; 15 lbs., \$3.50; 100 lbs., \$20.00.



Second Earlies and Late Varieties

Improved Telephone—(70 days to maturity)—This is without exception the largest podded pea in existence. It is a heavy cropper and of fine quality; the pods are well filled with peas of the largest size, tender, and retain their sweetness well. Undoubtedly one of the best of the tall-growing late peas. $\frac{1}{2}$ pt., 15c; 1 lb., 40c; 15 lbs., \$3.25; 100 lbs., \$18.00.

Improved Stratagem—This is one of the finest dwarf peas. In quality it is unsurpassed, when cooked being of the most delicious sweetness. Vines grow only 18 inches high, do not have to be brushed; they are extremely robust and bear many very large pods packed with immense dark green peas. A remarkably fine sort for both home and market use. The heavy demand always makes this pea short. $\frac{1}{2}$ pt., 15c; 1 lb., 40c; 15 lbs., \$3.25; 100 lbs., \$13.00.



IMPROVED STRATAGEM

Bliss Everbearing—(65 days to maturity)—One of the oldest varieties. Introduced by Mr. Bliss nearly 45 years ago. Height of the vine 24 to 30 inches, vigorous and branching in habit. Many stalks grown from a single root, pods will average 3 inches in length, broad, blunt, light green in color. Dried peas are large, clean and wrinkled. $\frac{1}{2}$ pt., 20c; 1 lb., 40c; 15 lbs., \$5.50; 100 lbs., \$20.00.

White Marrowfat—Almost exactly similar to Black-Eye Marrowfat as to growth, season and productiveness. A favorite on account of its being such a heavy yielder. $\frac{1}{2}$ pt., 15c; 1 lb., 30c; 15 lbs., \$2.00; 100 lbs., \$12.00.

Horsford's Market Garden—(70 days to maturity)—A very fine wrinkled pea. Grows 2 feet high, very uniform and is an immense yielder. Because

Pride of the Market—(70 days to maturity)—A dwarf wrinkled pea, growing about 2 feet in height. Pods are medium green in color, very large, often containing 9 large peas of excellent quality. Not needing brush, a very good sort for the home garden. $\frac{1}{2}$ pt., 15c; 1 lb., 40c; 15 lbs., \$3.25; 100 lbs., \$19.00.

it yields so well it is one of the favorite canning sorts, hundreds of acres being planted by the large packers. The pods are of only medium size, but are always full of good-flavored peas. $\frac{1}{2}$ pt., 15c; 1 lb., 40c; 15 lbs., \$3.25; 100 lbs., \$20.00.

Edible Podded Peas

Dwarf Gray Sugar—(65 days to maturity)—Vines grow to be almost 15 inches in height, with purplish blossoms. These peas are not to be shelled, but cook pods and all like string beans. This vegetable should be grown by all and will never be left out of the garden after one trial. $\frac{1}{2}$ pt., 15c; 1 lb., 40c; 15 lbs., \$3.50.

Winter Watermelon (See colored plate)

Yankton, S. D., has the best equipped State Hospital, takes better care of its patients, and cures more than any other in the United States. This is a broad statement, but I believe it is true. It is equipped with theatre, dance hall, ball ground, tennis court, and last, but not least, an immense automobile, carrying thirty passengers, and on every decent day, during the entire year, it is loaded with patients early in the morning, a fifteen mile ride given them, the car then returns to the Hospital and is reloaded, and this operation continues until nightfall. You wonder what this has to do with winter watermelons. I am just coming to that. I have been on the grounds of the Hospital for the Insane at Yankton this summer a number of times, and it was not unusual to see hundreds of the patients on these beautiful grounds among the trees and on the lawn, each patient, if they wanted it, eating watermelon. Their garden covers about thirty acres, all grown from Gurney's seeds, and they had thousands of the winter watermelons, besides thousands of other kinds. On this date, November 1st, they still have a quantity of the winter watermelons stored. It is the sweetest and best of all. You can almost taste the deliciousness of this wonderfully sweet melon hidden in its luxuriant foliage. It is not only good at time of maturity of the ordinary melon, but can be harvested and kept well up to Christmas time. It is medium sized, almost clear white rind, the brightest red flesh and small black seed, very firm and very tough rind, which accounts for its keeping qualities. These should be harvested when ripe, not over-ripe, placed in a cool dry cellar; or if you wish, place them in the open in straw, seeing that the melons do not touch each other and covering all of them with sufficient straw to keep from freezing. Take them out as wanted and you will be well repaid. Price, pkt., 10c; oz., 25c; $\frac{1}{4}$ lb., 60c; 1 lb., \$2.00.

Hearts of Gold—When the first one was handed to me, the grower said: "Peel it with your knife and eat it as you would an apple. It is solid meat clear through from the thin skin clear to the heart." I tried it and it was a wonderfully delicious melon, absolutely the best second early. We found it again in the Nevada deserts and carried a melon for three days, bumping around in the bottom of the car, then ate it and it was not bruised and was still delicious. This melon marketed in New York and in San Francisco at the height of the melon season, when the market was glutted with other varieties, and sold at a very profitable price to the producer, the first car selling as high as \$4.50 per crate against 75c for standard varieties. Hearts of Gold, like Golden Champlain, makes a heavy crown set and ripens about one week later than Golden Champlain; shape, slightly oblong, well-netted; skin thin, meat thick and firm, quality delicious. No other melon equals it for shipping purposes. One of the growers located on the Lincoln Highway in Nevada, told me that he sold his entire crop to tourists. They would stop and buy a melon and invariably left orders for crates to be sent by parcel post or express to their friends in the East. We expressed a crate across the United States and it reached destination in perfect condition. Market gardeners should plant

heavily of this variety. Pkt., 15c; 1 oz., 35c; $\frac{1}{4}$ lb., \$1.00; $\frac{1}{2}$ lb., \$1.80; 1 lb., \$3.00; 5 lbs., \$13.00.


White Wonder Cucumber—Color of White Wonder is nearly pure snow white. It grows to good size, usually 8 to 10 inches long, and is very uniform. In season almost the same as the White Spine, but keeps in eatable condition longer. Flavor is pleasing and flesh firm and crisp—fine sliced or in salads. Its smooth, clear surface makes the White Wonder an ideal pickle. Aside from excellent qualities of fruit White Wonder bears a great quantity of them. A packet of seed will furnish you cucumbers in abundance. Pkt., 10c; oz., 25c; $\frac{1}{4}$ lb., 75c; 1 lb., \$2.25.

Gurney's Table Queen Squash

First: The size is the most desirable of any squash produced, and might be termed the individual squash. A really hungry person could eat one of them at a sitting. In the larger varieties of squash you cut one and bake a portion for the family and not wanting a continuous squash menu the balance invariably spoils before you are ready to use it. Second: The shell or rind is as thin as a sheet of paper, and the meat separates readily from the skin. The flesh is extremely thick, and of a bright golden color. The seed cavity is small and packed with seed. The color of the squash is a dark green, somewhat ribbed, and after pickling and storing for some time changes to a bright golden color, but retains its quality until used. It keeps equal to the best of the other varieties, and bakes quicker than other squash, never requiring over 20 minutes in the oven. We find the most desirable way to cook these squash is to cut them in half, place a portion of butter in the lower half, cap it with the other half, and bake as though whole. They are always dry and mealy. It yields enormously. A single vine produced in West Virginia more than 135 perfectly matured squash. The Table Queen can be planted in the most ordinary garden. The growth is medium, but they grow a squash at almost every joint. One man wrote me that the most desirable squash for market gardeners. He says, "I pile my Ford car full of these and I hardly reach town before they are all sold at 75c to \$1.00 per dozen." Per pkt., 10c; 1 oz., 20c; $\frac{1}{4}$ lb., 60c; 1 lb., \$2.00; 5 lbs., \$9.00.

U. S. Dubbert, Laurens, Ia. April 3, 1925.

Regarding the Cossack alfalfa seed which I purchased from you. Will say that we have the best alfalfa field in this part of the country. I sowed 12 acres with 120 pounds, have a perfect stand. Three crops of hay from it last season and the first cutting was as fine stemmed and of as good quality as the second or third cutting of the other hay in this section. Please send me present prices. I am going to plant more alfalfa and it must be the Cossack.



HEARTS OF GOLD
earliest, high yielding, delicious quality, thick meated, best shipping melon grown. Packet, 15c; oz. 35c; $\frac{1}{4}$ lb. \$1.00; $\frac{1}{2}$ lb. \$1.80; 1 lb. \$3.00; 5 lbs. \$13.00.

GURNEY'S TABLE QUEEN SQUASH—The most desirable squash grown. Each squash suitable for one person. Produces as high as 200 squash per vine. Good keeper, highest quality, golden yellow meat. Packet, 10c; oz., 20c; $\frac{1}{4}$ lb., 60c; 1 lb., \$2.00; 5 lbs., \$9.00.

GURNEY'S WINTER WATERMELON—A most delicious white rind, cardinal red, black seeded melon. Keeps until Christmas. Packet 10c; oz., 25c; $\frac{1}{4}$ lb., 60c; 1 lb., \$2.00.

GURNEY'S WHITE CUCUMBER—Peer of all cucumbers for size, quality and quantity. Packet, 10c; oz., 25c; $\frac{1}{4}$ lb., 75c; 1 lb., \$2.25.

GURNEY'S EARLIBELL TOMATO "SELECTION"

We have been challenged many times by producers of other so-called early tomatoes. In tests they have always matured solid, smooth, high-quality tomatoes at least a week earlier than any other. The highest yielding tomato as well as the earliest. Hundreds of carloads of this variety shipped out of Texas each year. Packet 15c; oz. 45c; 1/4 lb. \$1.50; 1/2 lb. \$2.25; 1 lb. \$3.50.



GOLD-EN CREAM SWEET CORN

The sweetest, fit for use longer and highest yielding. Golden Yellow, a cross of Country Gentleman and Golden Bantam, very deep grained. 1 lb. 40c; 5 lbs. \$1.75; 10 lbs. \$2.75; 25 lbs. \$4.50.



GURNEY'S GOLD LUMP CARROT

No other carrot so early and of such delicious quality. Package, 10c; oz. 20c; 1/2 lb. \$1.00; 1 lb. \$1.75.

GURNEY'S RUST PROOF WAX BUSH BEAN

Best quality, highest yielding, rust-proof bean. Desirable for private and market gardeners. 1 lb. 40c; 5 lbs. \$1.75; 10 lbs. \$3.00; 30 lbs. \$5.50; 60 lbs. \$10.00.

GURNEY'S STONEHEAD RIVIERA LETTUCE

Hardest head, longest fit for use, heads solid, interior leaves blanching to a cream white. No equal for late planting or places that are hot and dry. Packet, 10c; oz. 40c; 1/4 lb. \$1.50; 1/2 lb. \$2.20; 1 lb. \$4.00.



VEGETABLES AND CORN OF EXCEPTIONAL VALUE TO THE HOME AS WELL AS THE MARKET GARDENER

The five items on the opposite page are selected for their exceptional quality, yield, freedom from disease, and because they are more resistant to the ills one finds when making a garden than other varieties. While these do not make a complete garden, they are absolutely the best of their kind.

Golden Cream Sweet Corn

You will notice the irregularity of the rows of the Golden Cream. This is typical of one of its parents, the Country Gentleman. The color comes from the other parent, the Golden Bantam. It is ready for use about a week later than Golden Bantam, ten days earlier than Country Gentleman, and combines the exceptionally good qualities of both and produces generally two more ears to the stalk. Very deep-grained, is fit for use what is termed "roasting ears"; longer than any other variety except DeWolf's Early Acme, our new white sweet corn. As DeWolf's Early Acme is about eight or ten days later than Golden Cream, the two make the most desirable varieties you can plant. **1 lb., 40c; 5 lbs., \$1.75; 10 lbs., \$2.75; 25 lbs., \$4.50.**

Gurney's Everbearing Rust-Proof Wax Bush Bean

When planting Wax beans for home use, you should consider first the quality, because you can grow the highest quality bean just as well as a woody, tough, undesirable one. The Gurney's Rust-proof, with its long golden yellow, brittle, crisp pods and buttery flavor, warrant us in claiming highest quality for it. Next, it should be as nearly as possible disease-proof. Rust is the worst enemy of the bean. This bean, in more than eight years of close observation, has been entirely free from rust when other varieties in adjoining rows have been destroyed entirely by that disease. Next, you want them to produce just as much and over as long a season as possible. On the Gurney's Rust-proof, you will have beans of suitable size for use and blossoms at the same time. Keep the pods picked as fast as they mature sufficiently for use and bearing will continue over a period often as long as six weeks. Next, consider canning quality, because even with a very small plot of these beans, you will not be able to eat them all, but will have sufficient for canning for winter. This is a most excellent bean for canning. Gather the pods, cutting them the right length for a quart jar, pack them in lengthwise as tightly as possible, then cook in the jar the usual way. **1 lb., 40c; 5 lbs., \$1.75; 10 lbs., \$3.00; 30 lbs., \$5.50; 60 lbs., \$10.00.**

Gurney's Gold Lump Carrot

It has been discovered within the last few years that carrots are one of the most delicious and desirable vegetables, being fit for use from the time they are half an inch through until the next spring; used in many different ways and delicious in all of them. In offering to you the Gurney's Gold Lump carrot, we are offering one of the earliest, finest-grained, high quality carrots, in fact the most desirable of any for the market gardener to deliver in bunches to his customers, for the home gardener, for the table. I do not recommend this for the main crop for winter use, as other varieties will yield more per acre, but none of them will have the quality of Gurney's Gold Lump for use in its growing state. **Pkt., 10c; oz., 20c; ½ lb., \$1.00; 1 lb., \$1.75.**

Gurney's Stone-head Riviera Lettuce

Head-lettuce has become as much an article of food and as necessary in the preparation of a good meal as cabbage. We have tried many varieties and the two most desirable are Gurney's Stone-head Riviera and the New York Wonderful or Los Angeles. The New York Wonderful is very desirable in sections where all of the weather conditions are right. In fact, it is the most desirable of any variety and is grown in larger quantities than all others put together. But in the home or the ordinary market garden scattered over the length and breadth of the United States, conditions are not always right and you do not give as much time and attention to the cultivation and care of the head-lettuce as they do in the sections where this is grown as the main and really the only crop. Consequently, we recommend Gurney's Stone-head Riviera as the best for the ordinary grower. Heads of remarkable size, extremely hard, fit for use longest of any variety, and the entire leaves almost to the outer edge are blanched to a creamy white; quality excellent. We advise planting this over a considerable season, first as early in the spring as possible in the hot bed. Transplant in rows in the garden as early as they are safe from killing frosts. At about this time, sow additional seed in the open, transplanting this when it shows four to six leaves. Sow again about two weeks later. By doing this, you will have a continuous supply of lettuce during the entire summer. It should be planted one foot apart in the rows. **Pkt., 10c; oz., 40c; ¼ lb., \$1.50; ½ lb., \$2.20; 1 lb., \$4.00.**

Earlibell Tomato (Selection)

We are still waiting for someone to prove to us that they have or can produce an earlier tomato than the Earlibell. I just received a letter from one of our Texas customers today, ordering six pounds of this Earlibell seed. He tells me he can get 25 per cent more fruit to the acre and ten days earlier than any other tomato grown in the market garden section of Texas. This ten days means sometimes several cents per pound additional for their big crop. In the North it means ten days more of tomato season, freedom from frosts, etc. It means that we can produce tomatoes further north and at higher altitudes than ever before. This past season we grew in the Trial Ground practically every variety of claimed early tomatoes. The method adopted was as follows:

On the first day of June we planted in the open ground the seed of all of the varieties and as they grew made records of the growth, the time of blooming and the first ripe tomatoes. The Earlibell this year was just five days ahead of the next earliest, and running about as much as twenty days earlier than a number of varieties that were claimed to be extra early. The Earlibell is not only earlier but it produces greater quantities of fruit with enough foliage to keep them free from sunburn, seldom rots, generally good-sized, smooth and of a bright red color that makes it very desirable for market as well as for the home table. We have found that the Earlibell is also one of the best tomatoes for greenhouse forcing. It requires a little more trimming than some other varieties but produces quantities of good marketable fruit. Try it. **Pkt., 15c; oz., 45c; ¼ lb., \$1.50; ½ lb., \$2.25; 1 lb., \$3.50.**

Peppers

Chinese Giant, or Porcopps Giant—Double the size of Ruby King, the largest and finest mild red pepper. Not only is it immensely productive for so large a pepper, but its enormous size and magnificent appearance make it sell most readily. Plants well branched and thickly set with enormous fruits; frequently half a dozen peppers will touch each other. It makes an excellent salad sliced and served like tomatoes. **Pkt., 10c; ½ oz., 25c; oz., 45c; ¼ lb., \$1.50.**

Bull Nose, or Improved Large Bell—The standard sweet-flavored scarlet sort. Plants 2 feet in height, prolific and quite early ripening. Sweet scarlet fruits 3 inches in length and 2 inches in diameter. Our stock is particularly fine. Earlier than Ruby King. **Pkt., 10c; oz., 40c; ¼ lb., \$1.50.**

Ruby King—This is the most popular large red pepper. Plants grow 2 feet high and bear a fine crop of extra large scarlet fruits. The flesh is quite thick, sweet, and so mild that the peppers may be eaten from the hand like an apple. **Pkt., 10c; oz., 40c; ¼ lb., \$1.50.**


Long Red Cayenne—The true Cayenne, hot and pungent. **Pkt., 10c; oz., 35c; ¼ lb., \$1.25.**

Golden Queen—Largest sweet yellow pepper. **Pkt., 15c; oz., 75c; ¼ lb., \$2.25.**

Tobasco—Hottest, small bright red. **Pkt., 10c; oz., 45c; ¼ lb., \$1.40.**

Ruby Giant or World Beater—A cross of Ruby King and a Giant pepper, produces immense crops of very large peppers, mild flavor, excellent for pickling or stuffing. **Pkt., 10c; oz., 45c; ¼ lb., \$1.60.**

Neapolitan, Earliest and Best for the North—This is the earliest of the large, mild red Peppers and very productive. The plant grows about two feet high and is completely laden with fine Peppers about four inches long. Flesh is very thick and exceedingly mild. Color of fruit brilliant red. Ripe fruits in 125 days. **Pkt., 10c; ½ oz., 25c; oz., 40c; ¼ lb., \$1.00; 1 lb., \$3.50. Prepaid.**




PIMENTO

Pimento—The sweetest Pepper grown, as it does not contain the slightest trace of fierceness. The plants are productive and Peppers medium size and of a shape which is desirable for filling, and when prepared in this manner they are delicious. It may also be used in preparing salads and for flavoring. When fully ripe the Peppers are a brilliant red color and very attractive, being heart-shaped. Matures late. **Pkt., 10c; ½ oz., 25c; oz., 40c; ¼ lb., \$1.00; 1 lb., \$3.50.**

Topepo

See description page 137 of this wonderful new vegetable (a cross of the Tomato and Pepper.)



RUBY GIANT

Parsnips

We were told that parsnips were poison until after they had been frozen. This is absolutely an untruth. They never have been and never will be poison. It is one of the best vegetables we have, and they get much sweeter after they are frozen; consequently it is much better to freeze them if you can before using. We dig them in the fall, pack them in boxes in sand and let them freeze. Have the boxes small enough so that you can remove one to the cellar at a time and use them up through the winter for fries and parsnip stews. Nothing better. Try it our way and you will enjoy them.

Guernsey (Improved Half Long)—The roots do not grow so long as the Hollow Crown, but are of greater diameter and more easily gathered. The roots are very smooth; the flesh is fine grained and of most excellent quality. **Pkt., 5c; oz., 15c; ¼ lb., 30c; lb., \$1.00.**

Long Smooth, or Hollow Crown—A great cropper, tender, sugary and considered the best for general cultivation. Parsnips improve by remaining exposed to frost. **Pkt., 5c; oz., 15c; ¼ lb., 30c; lb., \$1.00.**



HOLLOW CROWN

Pumpkins

These are easily grown and profitable for stock feeding. At time of corn planting scatter seeds in every fourth or fifth hill, or for a large crop sow in May, in good warm soil, in hills eight to ten feet each way; four plants to a hill.

Large Cheese, or Kentucky Field—Cheese-shaped; in flavor like Crook-neck Squash; yellow-fleshed, fine-grained, and very productive; superior to many field varieties. **Pkt., 5c; oz., 10c; ¼ lb., 35c; lb., 80c.**

Connecticut Field—A large yellow variety; hard shell; an excellent variety for field culture. **Pkt., 5c; oz., 10c; ¼ lb., 35c; lb., 80c; 5 lbs., \$3.75.**

Japanese Pie—A very valuable new pumpkin of Japanese origin. The flesh is very thick, of a rich salmon color, fine grained, dry



JAPANESE PIE

and sweet. Of medium size, early; very productive and highly desirable for pies or cooking. A Crook-neck variety with curiously marked seeds. Matures in 95 days. **Pkt., 5c; oz., 15c; ¼ lb., 45c; lb., \$1.30, prepaid.**

Tennessee Sweet Potato—Grows medium size, pear shaped, slightly ribbed, color white striped with green. Good keeper. Flesh firm and dry, making it an excellent pumpkin for pie purposes. **Pkt., 5c; oz., 15c; ¼ lb., 35c; 1 lb., \$1.20.**

Delightfully Fragrant—A very pretty little fruit that was grown centuries ago and is coming into popularity again. The Melons are round and yellow, irregularly striped with orange and spotted with red. The size

How many farmers and city people are supplied with this delicious fruit? It is easily grown and produces abundantly. It comes the first of anything in the spring, just when you want it. The canned fruit from the cellar is exhausted and the price of fresh fruit at that time is almost prohibitive. It will grow any old place and will thrive there for years, but the better place,

For a successive supply sow from the middle of March until September, at intervals of two or three weeks. For an early supply they may be sown in a hot-bed in February, care being taken to give plenty of ventilation, otherwise they will run to leaves.

Professor N. E. Hansen's Turkestan Radish—Did you ever notice boys or girls going on a journey, whether short or long, and when they returned note the difference in the report of the trip? One of them all enthusiasm, telling of the wonderfully beautiful sights and useful things noticed along the roadway, the other will listen to this narrative in open-eyed wonder, will ask, "Where did you see all of that?" Just the difference between people; one with his eyes open, senses alert, grasping that which is good. The other possibly a dreamer that needs awakening. Professor Hansen is of the type that sees and knows all of the good things in making a trip. This new radish, brought by him from Siberia, in his 1913 tour, is one of the things picked up from the wayside. He was sent for alfalfa seed, brought alfalfa all right, but found a great many other valuable things and brought them also. We have grown the Hansen Turkestan Radish two years in succession, and while it is not exactly of a fixed type, it is a wonderful all-season radish. You can use it from the time it is the size of a five-cent piece until it is five, or six inches through. You can pull and eat it in the field just as you would a turnip. **Pkt., 15c; 2 pkts., 25c; oz., 40c; 4 ozs., \$1.00.**

Radish, Half Long, Scarlet or Paris Beauty—One of the most delicious of the half long Radishes; in fact, it comes in season between the Turnip and Globe Root and the Long Rooted one. Upper parts are scarlet, changing to a much lighter pink at the tip of the root. Always crisp and mild. **Pkt., 5c; oz., 10c; ¼ lb., 35c; lb., 95c.**



CONNECTICUT FIELD PUMPKIN

Sugar—This variety is smaller than the Large Field, but of finer grain, sweeter and very prolific. **Pkt., 5c; oz., 15c; ¼ lb., 35c; lb., \$1.20; 5 lbs., \$4.75.**

Mammoth King—The largest variety ever introduced. An enormous yielder, having produced over 100 tons per acre. The flesh is very thick, bright orange color and of fine quality, and in flavor equals squash. **Pkt., 10c; oz., 15c; ¼ lb., 35c; lb., \$1.20.**

Pomegranate or Queen Anne Melon

varies from that of the peach to a good sized orange. Very aromatic. It is very easy to grow and prolific. **Pkt., 10c; oz., 35c.**

Rhubarb or Pieplant

care and cultivation given it the better the returns. It is as easily grown from seed as from the roots, and you get a nice cutting the second season. Try at least a package of these seeds.

Early, large and tender. **Pkt., 5c; oz., 15c; ¼ lb., 50c; 1 lb., \$1.25.**


Radishes

Radish, Sparkler White Tip—We consider this one of the most desirable radishes to grow. Color: deep scarlet with a distinct white tip covering at least one-third of the lower diameter of the root. It matures under favorable conditions in about twenty-five days and will hold longer than the other turnip or globe shaped radishes before becoming pithy. The maximum size before becoming over-ripe is about one and one-fourth inches in diameter. Its shape is nearly round, being only slightly flattened on the under side. **Pkt., 5c; oz., 10c; ¼ lb., 35c; 1 lb., \$1.10.**

Gurney's Extra Early Scarlet Globe Radish—In offering this Scarlet Globe Radish to the public we know we are offering the very best radish on the market. It is earlier than any other market variety, and the quality is so crisp and sweet that it always creates a demand for more. It is especially valuable for early planting in hot-bed outdoor planting. **Pkt., 10c; oz., 20c; ¼ lb., 60c; lb., \$2.00.**



SPARKLER WHITE TIP




CRIMSON GIANT RADISH

Crimson Giant—A remarkable feature of this Radish is that it will grow double the size of other red forcing Radishes and will remain solid, not showing the least sign of becoming hollow. It will grow six and seven inches in circumference, weighing about ten ounces, and will remain solid and juicy. Shape is round to oval and very attractive. **Pkt., 5c; oz., 10c; ¼ lb., 35c; lb., 95c.**

The Icicle—This new Radish is undoubtedly the finest white Radish grown. It is very slender, pure white in color and the tenderness of the long Radishes. It is very early, as early as the Long Red. Compared with the Lady Finger, it is earlier and more tender, but not so large. **Pkt., 5c; oz., 10c; ¼ lb., 35c; lb., 90c.**

Milestone—The quickest growing white Radish; ready for the table in from fifteen to eighteen days. The Radishes are regularly "turnip-shaped." The flesh is solid, crisp and mild in flavor. The foliage is extremely small. **Pkt., 5c; oz., 10c; ¼ lb., 35c; 1 lb., 90c.**

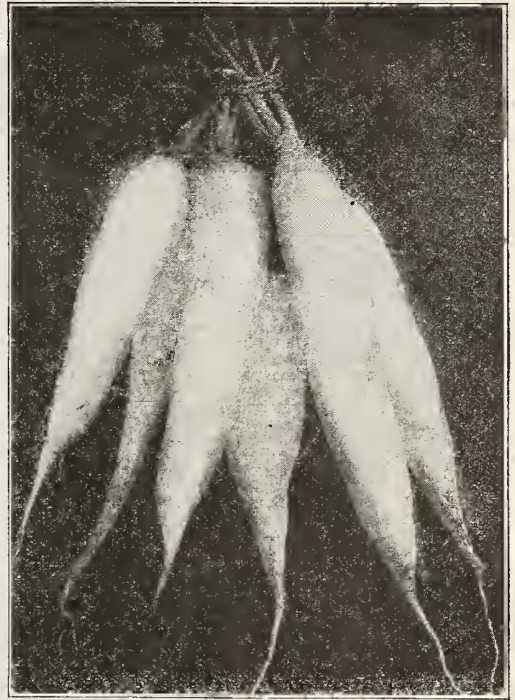
Early Scarlet, White Tipped—Very early; color bright scarlet, tipped with white; an excellent market variety; fine for forcing. Their shape is perfectly globular with rich deep scarlet top, blending into pure white at the bottom. Tender, crisp and delicious. **Pkt., 5c; oz., 10c; ¼ lb., 35c; lb., 95c.**



FRENCH BREAKFAST

Long, Brightest Scarlet, White Tipped—This is a new variety, resembling the Early Long Scarlet in shape and size, is very early, being ready for use twenty-five days after sowing. Very handsome, being of the brightest scarlet, tipped with white. **Pkt., 5c; oz., 10c; ¼ lb., 35c.**

All Summer's Radish—This new Radish is a great acquisition to the list of Radishes. It can be planted very early and can be used as soon as it is large enough, but will continue to grow if left in the ground until it is as large as an ordinary turnip and does not become pithy or strong. It is one of the best money makers for the market gardeners on account of its long season and its immense size. Can be sliced and eaten with vinegar. Color is bright scarlet, globe in shape, and exceptionally fine Radish in bunches. **Pkt., 10c; oz., 15c; ¼ lb., 40c; lb., \$1.50.**



ICICLE

French Breakfast—A great favorite; beautiful bright scarlet with pure white tip, oval in shape, fine for open ground or force. **Pkt., 5c; oz., 10c; ¼ lb., 35c; lb., 95c.**

Sakurajima, Tokinashi and Other Mammoth Chinese and Japanese Winter Radishes

These monstrous Japanese winter radishes were considered a novelty some time ago, but they are becoming just as staple a winter vegetable as potatoes, carrots or beets. These radishes produce wonderful specimens, some of them will measure as much as four or five feet long, and retain the size well from top to bottom. Some of the other varieties are globe shaped and grow as large as the largest turnip. We have grown these in the trial ground for regular winter use for a number of years, and we have never found any of them but what were crisp and juicy. They will keep perfectly until spring. We find one of the best ways to use them is to take one radish at a time, cut off from this radish as much as you expect to use in one day, return the balance to the packing box, peel and slice, leave in vinegar for about two hours, and in serving use a little pepper and salt, and you will find them delicious and refreshing. These three varieties are absolutely the best of the winter radishes. **Single packet, 15c; 3 pkgs., one each variety, 35c.**

Winter Radish

This is a much neglected vegetable and for the same reason that you, neglect the Turnip and Rutabagas. When you are making your order for vegetables you pass the Winter Radish as you will not be ready for it before June or July. It costs only a few cents and yields abundant returns. Take them up in the fall and store in your house, or cellar, same as older vegetables, and you will have fresh, crisp Radishes nearly all winter.


- Chinese Rose, or Scarlet China**—**Pkt., 5c; oz., 10c; ¼ lb., 35c; lb., 90c.**
- California Mammoth White Winter**—**Pkt., 5c; oz., 10c; ¼ lb., 35c; lb., 90c.**
- Round Black Spanish**—**Pkt., 5c; oz., 10c; ¼ lb., 35c; lb., 95c.**
- Long Black Spanish Winter**—**Pkt., 5c; oz., 10c; ¼ lb., 35c; lb., 90c.**

Roselle

THE CURRANT JELLY PLANT WHICH USES ONLY ONE-HALF THE AMOUNT OF SUGAR

Roselle makes a bright red jelly, that both looks and tastes like currant and would take an expert to tell the difference.

Roselle Seed should be sown in April in the field where the plants are to remain in rows six feet apart and thinned to two feet in the row. The plants grow rapidly and thrive in the interior valleys. In making jelly it is best to remove the seed pod. **Pkt., 10c; oz., 60c.**



EARLY SCARLET WHITE TIPS

Alfalfa -- A Special Grade with a Special Price

Every year we accumulate a few bags of what we term "prime" alfalfa seed. This is not as good as the best grade but is of high germination and by planting three pounds additional per acre, you should get the same stand as with the higher grade. In this "prime" grade, we use Dakota No. 12, Cossack and Grimms, mix it and offer it as Common Alfalfa. Good high test and at the remarkably low price of **\$19.35 per hundred pounds.**

Alfalfas, Clovers, peas and beans yield better if inoculated with the proper bacteria - use McQueen's. **One-half bushel size, 50c; 1 bushel size \$1.00; 5 bushel size \$4.00.**

Squash

This vegetable is greatly neglected by the majority of farmers, as it adds greatly to the winter vegetables, it is easily grown, yields abundantly, and a most satisfactory vegetable.

Summer Squash

Giant Bush Summer Crookneck—Matures very early. **Pkt., 5c; oz., 15c; ¼ lb., 40c; lb., \$1.20.**

Mammoth White Bush Scalloped—Large size, flesh clear, waxy white, tender and delicious. **Pkt., 5c; oz., 15c; ¼ lb., 40c; lb., \$1.20.**

Golden Custard Bush—A very productive early scalloped sort; color rich golden yellow; quality excellent. **Pkt., 5c; oz., 15c; ¼ lb., 40c; lb., \$1.20.**

Fordhook, Running—Strong growing, productive, oblong fruit, eight to ten inches long. Slightly ribbed, smooth, thin yellowish skin. Flesh thick, light straw color. Can be used previous to maturity for a summer squash. Excellent keeper, and can be stored for winter. Cut in halves and baked for twenty minutes is equal to the best sweet potato. **Pkt., 5c; oz., 15c; ¼ lb., 45c; 1 lb., \$1.35.**

Fordhook, Bush—Same as above except that it forms a compact bush like the summer Bush Scalloped Squash. **Pkt., 10c; oz., 20c; ¼ lb., 40c; 1 lb., \$1.35.**


Golden Hubbard—Shape similar to the Green Hubbard, ripens earlier and is more productive. Fruit medium size, weighing from six to ten pounds. Orange red color, heavily warted, flesh fine grained, thick and of rich flavor, separating from the shell readily when cooked. Shell is equally as hard as the Green Hubbard. Matures in 105 days. **Pkt., 5c; oz., 15c; ¼ lb., 35c; 1 lb., \$1.20.**

Chicago Warted Hubbard—By a careful selection of the darkest green warted specimens of the well known Hubbards we have produced a squash that retains all of the good qualities of its parent

and in addition is a very even colored, hard shelled, even sized, good keeping and shipping squash, outyielding the regular Hubbard. This is the best of the large hard shelled green squash and exceptionally desirable for the market gardener catering to the exclusive trade where he can secure fancy prices. **Pkt., 5c; oz., 15c; ¼ lb., 45c; lb., \$1.45.**

True Hubbard—This is the well known winter squash of which a larger acreage is produced than any other variety, and the best known of all the squash. Fruit large, olive shaped, with skin varying from light to very dark green. Skin more or less warted, hard. Flesh, rich yellow. A good shipper and keeper. **Pkt., 5c; oz., 15c; ¼ lb., 40c; 1 lb., \$1.30.**

Mammoth Chili—The largest of all the squashes. The fruits are long and slightly pointed at the blossom end. The skin is mottled bright orange and yellow; produces immense crop and used principally for feeding stock. It is very profitable to grow them for this purpose.



BROTHER DONALD AND TABLE QUEEN SQUASH



SUMMER CROOK NECK



They are, also, used for exhibition purposes and are fairly good baked. They often attain a weight of 150 lbs., winter type; it is widely used. **Pkt., 10c; oz., 15c; ¼ lb., 50c; 1 lb., \$1.70.**

Delicata or Cocojello—A small-fruited variety, suitable for both summer and winter use. The fruits are oblong, slightly ribbed with orange yellow, skin striped with dark green; flesh thick and solid; cooks dry and is of rich flavor. **Pkt., 5c; oz., 15c; ¼ lb., 45c; 1 lb., \$1.60.**

Symmes Blue Hubbard Squash—For more than fifty years the old Hubbard Squash has been considered the acme of perfection in squashdom. In comparing yield, size, quality and keeping qualities of squash it has always been compared with the Hubbard. The Symmes Blue Hubbard is simply a selection from the old true Hubbard Squash. Selected for better quality, for greater yield, and for its blue instead of its green color. It keeps equally as well as the Hubbard, produces a greater number of squash per vine, cooks up a little drier and sweeter. The demand for the Symmes Blue Hubbard has more than doubled each year since we introduced it.

Our stock seed of this variety has been saved each season from the bluest specimens and this past year over 98 per cent of all the squash in our field was true blue; only an occasional one going back to the original parentage. **Pkt., 10c; oz., 25c; ¼ lb., 60c; 1 lb., \$1.75.**

Gurney's Table Queen Squash

First: The size is the most desirable of any squash produced, and might be termed the individual squash. A really hungry person could eat one of them at a sitting. In the larger varieties of squash you cut one and bake a portion for the family and not wanting a continuous squash menu the balance invariably spoils before you are ready to use it. Second: The shell or rind is as thin as a sheet of paper, and the meat separates readily from the skin. The flesh is extremely thick, and of a bright golden color. The seed cavity is small and packed with seed. The color of the squash is a dark green, somewhat ribbed, and after picking and storing for some time changes to a bright golden color, but retains its quality until used. It keeps equal to the best of the other varieties, and bakes quicker than other squash, never requiring over 20 minutes in the oven. We find the most desirable way to cook these squash is to cut them in half, place a portion of butter in the lower half, cap it with the other half, and bake as though whole. They are always dry and mealy. It yields enormously. A single vine this past season produced in West Virginia more than 135 perfectly matured squash. I am showing here a picture of brother Don with a paiful of these and a split squash. It was hard to keep him out of the field while they were growing, and after they were mature he nearly boarded there. He surely believes in this new squash, and I think if I were to search his cellar I would still find quantities of them. Don has four kids up at his house, and he says there are two things they really like. One is corn meal mush, the other Table Queen Squash. The Table Queen can be planted in the most ordinary garden. The growth is medium, but they grow a squash at almost every joint. One man wrote me that it was the most desirable squash for market gardeners. He says, "I pile my Ford car full of these and I hardly reach town before they are sold at 75c to \$1.00 per dozen."

Per pkt., 10c; 1 oz., 20c; ¼ lb., 60c; 1 lb., \$2.00; 5 lbs., \$9.00.

Delicious Squash—I cannot think of any better comparison than to figure the Old Hubbard Squash as the standard and the New Delicious as the one bidding for public favor. It has been out now years enough so that we can honestly say that it is better than any other winter squash as far as quality is concerned. It is not so large as the Hubbard, will not yield as many pounds per acre, will keep equally as good, but that one point, exquisite quality, entitles it to a place in the garden or on the farm of every person. I cannot express the quality better than one of our customers a few years ago expressed it to me. He said, "I put in a bunch of Delicious Squash in the cellar for winter. The good wife cooked one. I immediately went out and put in another bunch just on account of quality. They are better than the best sweet potato." This squash weighs about eight to ten pounds; the color is almost uniformly of a green shade. When baked it will separate from the shell of its own weight. **Pkt., 10c; oz., 20c; ¼ lb., 50c; 1 lb., \$1.70.]]**

Salsify or Oyster Plant

Sow early in the spring in drills 14 inches apart. Cultivate same as Carrots or Parsnips. Gather what may be wanted for the winter and let the balance stand in the ground for the next spring's use.

Sunflower

Mammoth Russian—The plant produces very large heads which measure 12 to 20 inches in diameter, and contain an immense quantity of large striped seeds, which are highly valued as an excellent and cheap food for fowls. They eat it greedily, thrive well, and lay the greatest number of eggs. Small rations of the seed fed to horses and other stock during the winter months are of great service to keep them in fine, healthy condition, imparting a sleek glossiness to the coat of hair. It will produce a good crop of seed on thin, poor land.

Increased importance of the growing of sunflower seed is foreshadowed in the increased growth of the plant for forage purposes. Sunflowers as a silage crop are said to have been found to be of higher food value than corn. The California Department of Agriculture has issued a statement predicting that sunflowers would eventually become one of the main forage crops of the West. Experiments with sunflowers have been carried on by farmers all over the West and have established the commercial value of the plant.


Sunflowers can be grown in many localities where it is impossible to grow corn successfully. It is frost resistant and where it has sufficient water it will stand the intense heat of the desert regions which affects corn seriously. The plant will be of especial value in these districts and in the higher mountain valleys of California. It is also being grown extensively in other districts for seed and poultry feed. The demand for sunflower seed at present is larger than the growers can supply. **Pkt., 5c; oz., 10c; lb., 25c; 10 lbs., \$2.00; 50 lbs., \$7.00; 100 lbs., \$12.00.**

Spinach

This is one of the most important of our market garden crops, and one that requires very little care. For summer use sow at intervals of two or three weeks from April to August, and for early spring crop sow in September, covering it in exposed places with straw to protect it from severe frost.

Long Standing—The leaves are thick, fleshy and crumple, equal to the Bloomsdale Curled Savoy-Leaved, and standing at least two weeks longer than any other variety without running to seed. **Pkt., 5c; oz., 10c; ¼ lb., 20c; lb., 50c.**

Bloomsdale Curled Savoy-Leaved—The leaves are wrinkled like Savoy Cabbage, from whence the name; it is a very valuable variety, particularly for market gardeners. **Pkt., 5c; oz., 15c; ¼ lb., 20c; lb., 50c.**



WHITE BEAUTY

evenly together. **Pkt., 10c; oz., 35c; ¼ lb., \$1.10; lb., \$3.75.**

Acme—One of the medium earlies handsomest fruit. The fruit is of a medium size, perfectly smooth and regular in shape; very solid and a great bearer; color dark red, with a purplish tint. **Pkt., 5c; oz., 25c; ¼ lb., 90c; lb., \$3.00.**

Dwarf Stone—A splendid new Tomato, originating with the famous Livingstons. In habit of vine it resembles Dwarf Champion, but it is of stronger growth and more erect. The fruits are the same color and size as the regular Stone, with the additional advantage of the Dwarf Champion habit. Under ordinary field culture this sort completely outclasses Dwarf Champion. Here is the record. Ten fruits picked at one time from one vine weighed 5 lbs. and 3 ozs. Specimen fruits of 1 lb. each are very common. **Pkt., 5c; oz., 35c; ¼ lb., \$1.20; lb., \$3.75.**

Mammoth Sandwich Island—A new and large variety. **Large Pkt., 5c; oz., 20c; ¼ lb., 75c; 1 lb., \$2.50.**



Mrs. George Swinderman, Declo, Idaho. Oct. 20, 1925.

I am enclosing a picture of my children among the large pumpkins which I raised from the premium seed. The largest weighs 55 pounds. We had a good and very delicious crop of Golden Cream Sweet Corn.

The Stone-head Riviera lettuce is the best we have ever grown. The African daisies have had flowers all summer and although there has been many hard freezes, they are still blooming.

Tomatoes

It is not how cheap we can furnish you Tomato Seed, but how good. In buying Tomato Seed from us you are getting the **Gurney quality**, which means the very best product. There are no better strains of any of the varieties that we are offering and the constantly increasing demand for **Gurney Tomato Seed** proves that we are furnishing seed that produces the best quality, quantity, smoothest and best shipping of any.

Chalk's Early Jewel—The largest of the extra early bright red Tomatoes. About one week later than Spark's Earliana; a heavier cropper of large size and better flavored fruit, which are produced continuously throughout the season. On account of the handsome appearance, bright color and extremely good quality it has commanded nearly double the price on the local market over Spark's Earliana. On account of its extremely heavy foliage, fruit never scalds in the hottest weather. **Pkt., 5c; oz., 25c; ¼ lb., 90c; lb., \$3.25.**

Albino or White Beauty Tomato—Wonder of wonders, at last a white tomato! For years it has seemed impossible to propagate a pure white Tomato of good quality, but the impossible has been accomplished. The New White Beauty contains absolutely no acid and so will make tomatoes agreeable to thousands of people who have heretofore avoided them on account of the acidity.

White Beauty is ivory white in color, showing no traces of red and the flesh is almost paper white. It grows about as large as Stone and is firm and solid, carrying very few seeds. Ripens medium early. Fine to grow for exhibition with red and yellow varieties. This is absolutely the best white tomato to be had. The supply is limited. **Pkt., 15c; ½ oz., 30c; oz., 50c; ¼ lb., \$1.50.**

John Baer Tomato—In 1914 this variety was extensively advertised as a marvelous introduction. Perfect fruit in 30 days. The introducer claims: "John Baer Tomato produces large, solid, shipping fruit in 30 days, 50 to 100 fruit to each plant; ripens evenly up to the stem, does not scald, blight or crack; bright red color, a delightful flavor, almost seedless, often ten fruits in a cluster, solid and meaty. Tomatoes weigh about 6½ ounces." These are truly wonderful claims, and we think it would be well for our customers to give the "John Baer" a trial. Our seed was grown from stock supplied by the introducer. **Pkt., 10c; ½ oz., 20c; oz., 35c; ¼ lb., \$1.20.**

New Stone—The Tomato for a main crop. Choicest seed. We call this the king of the Livingstons kinds, which are the best types of large, smooth, solid, "beefy" Tomatoes. If asked to select one main crop, market sort, we advise this. Color, fine scarlet; stem set high, core small and shallow, so that but little is lost when it is taken out of the fruit before slicing. If in doubt, buy the New Stone. **Pkt., 5c; oz., 35c; ¼ lb., 1.00; lb., \$3.00.**

Bonny Best—(88 days)—Large smooth fruit of a rich scarlet red, the color demanded by many markets. Fruit thick, with a small core, an excellent tomato for any purpose. Slices exceptionally well. Nearly globe shaped, slightly flattened at stem. Borne in clusters of 5 or 6 fruits, all ripening

Gurney's Giant Canner—The true stock of this variety outyields any other tomato and on account of its solid meat and small seed cavity we call it the best for home or factory canning. Last season a single plant ripened for one picking 33 tomatoes, five of which weighed more than one pound each, the picking weighed 21 pounds, and the plant continued to produce until killed by frosts.

Fruit very smooth, firm, solid meat and one of the best for shipping, colors up well while firm and before thoroughly ripe. This makes it extra desirable as a shipping tomato. On account of its immense size and its smooth shape it always commands the highest price. **Pkt., 15c; ½ oz., 50c; 1 oz., 85c; ¼ lb., \$2.75.**

Earlibell Tomato (Selection)

We are still waiting for someone to prove to us that they have or can produce an earlier tomato than the Earlibell. I just received a letter from one of our Texas customers today, ordering six pounds of this Earlibell seed. He tells me that he can get 25 per cent more fruit to the acre and ten days earlier than any other tomato grown in the market garden section of Texas. This ten days means sometimes several cents per pound additional for their big crop. In the North it means ten days more of tomato season, freedom from frosts, etc. It means that we can produce tomatoes further north and at higher altitudes than ever before. This past season we grew in the Trial Ground practically every variety of claimed early tomatoes. The method adopted was as follows:

On the first day of June we planted in the open ground the seed of all of the varieties and as they grew made records of the growth, the time of blooming and the first ripe tomatoes. The Earlibell this year was just five days ahead of the next earliest, and running about as much as twenty days earlier than a number of varieties that were claimed to be extra early. The Earlibell is not only earlier but it produces greater quantities of fruit with enough foliage to keep them free from sunburn, seldom rots, generally good-sized, smooth and of a bright red color that makes it very desirable for market as well as for the home table. We have found that the Earlibell is also one of the best tomatoes for greenhouse forcing. It requires a little more trimming than some other varieties but produces quantities of good marketable fruit. Try it. **Pkt., 15c; oz., 45c; ¼ lb., \$1.50; ½ lb., \$2.50; 1 lb., \$4.50.**

Trial Ground Tomato Record

Drilled in the open on June 1st, 1920, the following varieties of **Early Tomato: North Dakota No. 51, North Dakota No. 60, North Dakota No. 103, Burbank's Earliest, Earlibell Selection, Earlibell Regular Strain.** These were allowed to grow to a height of about 4 inches, then thinned to twenty-five plants of each variety and given best cultivation; were not "trellised" or "trimmed." First fruit commenced to show color **August 15th**, but was not disturbed in any way until **August twenty-first**; then all fruit entirely ripe was taken from each vine with following results:

North Dakota No. 51 — Twelve fruit, good specimens, smooth, solid, good color, crop set medium. Lacks foliage.

North Dakota No. 60 — Thirty-seven fruit, not so good specimens as 51. Extra heavy yield; not so good color. Lacks foliage. Medium strong grower.

North Dakota No. 103 — Twenty-five fruit. Smooth, better than either 51 or 60. Good yield. Just enough foliage to protect from sunburn. Strong grower. Fruit of all — 51, 60 and 103 — borne in good clusters of good marketable size.

Burbank — Nine fruit. Fruit rough, color fair, quality good, solid. Strong grower, well set with fruit. Yields well, but too late to be classed with the earliest.

Earlibell Selection — Forty-eight fruit. Smooth, color good, solid, born in clusters of about five to seven; very even size; most of 48 fruit **over-ripe**. Strong grower, good foliage, quality excellent.

Earlibell Regular Strain — Thirty-four over-ripe fruit. Not so smooth as **Earlibell Selection**; identical otherwise. Full ripe fruit could have been picked from either strain Earlibell five days in advance of any other variety.

Ponderosa Tomato — This is the largest of the tomatoes. Often producing fruit weighing two pounds or more. Very bright red, generally smooth, fine vigorous growers, producing large crops of this immense fruit; quality very good. **Pkt., 10c; oz., 45c.**

Golden Queen — This is the only first class large yellow tomato. **Pkt., 5c; oz., 30c; ¼ lb., \$1.00; lb., \$3.50.**


Early Dwarf Champion — A great favorite on account of its dwarf habit and upright, tree-like growth, which permits close planting, fruit resembles Acme; medium size, the color being a purplish pink, very smooth and symmetrical, fine quality, very solid meated. The vine growth is very strong and stiff, so that it needs almost no support. **Pkt., 5c; oz., 35c; ¼ lb., \$1.00; lb., \$3.75.**

Spark's Earliana — The earliest, large, smooth, red Tomato. This Tomato is not only remarkable for its earliness, but for its very large size, handsome shape and bright red color. Its solidity and fine quality are quite equal to the best medium and late sorts. Enormously prolific. The very finest for the Northern market and home garden. **Pkt., 5c; oz., 35c; ¼ lb., 90c; lb., \$3.00.**

New Tomato — Mr. Topp

We have grown this excellent new tomato one more season, and it has justified all that we have claimed for it, except that it is not the proper tomato for the market gardener to plant in large quantities. The Mr. Topp tomatoes produce large clusters of fruit as shown in the photograph, and on that account the tomatoes are apt to be smaller than the gardener likes to use for his trade. We believe this tomato will produce equally as many pounds of fruit per plant as any tomato you can grow. The photograph shows a cluster of ripe fruit weighing over 7 pounds. This plant produced one stem of blossoms with over 350 flowers open at one time, and ripened 50 full size Topp tomatoes in that cluster.

It is a very rapid, rank grower, and to get best results we advise staking it. It is the earliest of all the tomatoes except the Earlibell. They are of excellent quality, beautiful color, bright red, of medium size on account of their producing such an immense quantity of fruit. The fruit is always smooth and round. We have also found it especially valuable for forcing in the greenhouse for winter market. **25c the package.**



NEW GLOBE



EARLIBELL SELECTION



NEW TOMATO, MR. TOPP

New "Globe" Tomato

Every Tomato of this variety just alike. Size, color, solid meat and quality. Every vine full and ripens early. Get next to it. Market and Home Gardener.

An extra good all around sort, of distinct globe shape, with quite a large percentage of elongated fruits. It is a beautiful variety, and on account of its shape, one that permits of a greater average number of slices to be taken from each fruit than from other sorts.

In time of ripening it belongs among the earlies. The fruits are of large size; and a good marketable size is retained throughout the season; always smooth, of firm flesh and has few seeds; ripens evenly; color a fine glossy rose. An exceedingly productive variety and a remarkably good keeper. **Pkt., 10c; oz., 35c; 2 oz., 60c; ¼ lb., 90c.**

Garden Huckleberry—A wonderfully productive plant, producing literally ropes of jet black fruit along its branches from the ground to its tips, plants grow about four feet tall, fruit matures about with ordinary tomatoes, size about that of the cranberry and are delicious for preserves or pies. **Pkt., 10c.**

Yellow Pear—Fruit bright yellow, distinctly pear-shaped; of rich flavor and used largely for preserving. The stock we offer is the true pear-shaped, not the large yellow plum often sold for it. **Pkt., 10c; oz., 45c.**

Yellow Ground Cherry, Prospect—This is of the dwarf growing type, earlier and more suitable to the northern states than the tall spreading variety. Fruit about the size of the common cherry, bright yellow, enclosed in a loose husk. Bears abundantly and is most excellent for sauce and preserves. **Pkt., 10c; oz., 45c.**

Husk Tomato—Plants strong and of spreading habit. Immensely productive. Fruit about 3/4 inch through. Borne in a tight fitting husk. Fruit when mature nearly purple. Very excellent for preserves. **Pkt., 10c; oz., 45c.**

Red Pear—A bright red fruit identical in shape with the Yellow Pear shaped tomato; however, it has a distinct flavor and a rich red color and a special favorite for preserves and to make what is known as Tomato Figs. **Pkt., 10c; oz., 55c; 1/4 lb., \$2.10; 1 lb., \$7.50.**



YELLOW PEAR



GROUND CHERRY

INSTRUCTIONS GROWING TOMATOES SUCCESSFULLY IN THE EXTREME NORTH

By J. O. Hovland

North Dakota, February 26, 1925.

The method I have used to grow the tomatoes shown in the photograph and which has proven successful is as follows: The seeds should be planted in a shallow box in the house where there is plenty of sunlight or in hot beds outside, about March 1st. When the plants are 3 or 4 inches tall, they should be transplanted into plant bands or other receptacles. As soon as they recover from the transplanting and show new growth, I pinch the tops to make them grow strong and healthy. I leave them in these receptacles until they look as though they needed more room when I again transplant them into some larger place without disturbing the root system.

The plants should be kept in the house or hot bed until all danger of freezing is past. I prefer to take the plants that are produced in the house and set them under the canvas of the cold frame as early as it is safe. They should be un-covered during the daytime in good weather to give them sunlight and air.

In this northern country it is not entirely safe to plant them in the open until June 1st and at that time the plants will be big, strong plants covered with blossom and some will even have small tomatoes on them.

When planting in the open, plant from one to two inches deeper than they were in the cans or beds.

After they were planted in the open, I secured some banana crates that I sawed off to about a foot long. A nail keg sawed in the center would make two, and would do equally as well. I press these protection crates into the ground about 3 inches deep to keep them from blowing away. This gives the plants shelter from both sun and wind. I then dig a trench around the outside of this protection about 4 inches deep and 8 to 10 inches wide. I fill this with well rotted manure, press it down firmly with my feet leaving a depression that will catch the moisture. I then build a trellis out of any handy material about 4 feet high directly over the center of the plants and as they grow, I tie the plants to this trellis with some soft material.

Keep all side growths cut out except the largest, leaving two main stalks and you can train these to go anywhere you wish. Where the foliage is too heavy and covers the fruit, I remove a portion of the leaves.

Do not allow the ground to become dry at any time during the season. Keep the trench filled with water whenever nature fails to furnish enough.

Some of the vines shown in the picture grew to be 10 feet long and loaded with fine fruit. First ripe tomatoes were produced on July 16.



Many people visit my place and say they have never seen anything like these vines nor like the yield of fine fruit they produced.

Some of your customers might think it was too much trouble to produce tomatoes this way for the returns received, but I want to assure them that it not only pays from a money consideration but also in the satisfaction of having the pleasure of raising solid fruit for the table and canning.

Hybridized Potato Seed

FROM THE SEED-BALLS—HEADQUARTERS STOCK

Millions never saw a Potato Seed Ball. Thousands have tried in vain to get the seed. Now is your opportunity. This unrivaled seed will produce an endless variety of new kinds. Your fortune may be in one of them. They are as easy to grow as tomatoes.

—It is from these that ALL valuable new varieties of Potatoes are produced.

Growing new and distinct Seedling Potatoes from the Seed-Ball Seed is intensely interesting. They will be the greatest curiosity of your garden. This seed will positively produce innumerable

new kinds, colors, shapes, sizes, and qualities. The product will astonish you. Some may be of immense value and bring you a golden harvest. Every farmer, gardener, and bright boy should plant a few packets. You may be one of the lucky ones. Full directions on every packet.



TOM SUTTON



PHOTO OF POTATO SEED BALLS—ONE-HALF NATURAL SIZE

READ THESE EXTRACTS FROM CUSTOMERS' LETTERS

"I grew 101 Potatoes from one plant of your Potato Seed. Every plant was a different variety." Mrs. Ellen Keener.

"I raised 50 hills from one Packet; many kinds and colors; some early, some late. 94 Potatoes in one hill." J. H. Skinner.

Packet, 15c; 2 for 25c; 5 for 50c; 10 for \$1.00.

New Tobacco, Tom Sutton

Grow Them—Smokes for yourself on your own farm. And think of the greater quantity at less expense.

Not being an expert on tobacco myself, I will have to give you the originator's description, and the experiences of the boys around here who use tobacco and claim to know a good tobacco from a "stogie." This tobacco originated in Minnesota, is extremely early, yields wonderfully; and if I am to believe the fellows who use it, it is of remarkably fine quality. The originator says of it: "I feel that I have perfected as nearly a perfect tobacco for the northwest as it is possible to grow. I have crossed the General Grant variety with Evans Cinnamon, a Canadian variety, and have a tobacco that combines earliness, large size, productiveness, mild flavor and fine quality. It is unequalled as a pipe and cigar tobacco. My crop was all right to cut before frost this year. Stock four to six feet high, with as many as 24 large leaves on a stalk. Many people would grow gladly their own tobacco if they could do so without the rank flavor commonly found in northern grown tobacco. I wish you would note specially the light color, also the white ashes after burning. Compare carefully with any common cigar and note the extreme difference. Note also, and specially, that it has no green, rank flavor and does not bite the tongue. **Pkt., 15c; 2 pkts., 25c.**"

Turnips

Along in June each year we receive numerous orders for these Seeds that should have been sent with early orders. Nearly everybody fails to include Turnip and Rutabaga Seed with the regular order on account of their not being wanted until late in the summer. The result is when ready to plant you do not have the seed, so go without. Include all you are going to need with your first order; you are then sure of having plenty of good seed when planting times comes.

Light, well-manured soil is best suited for Turnips. Sow the earliest varieties in April, in drills about 15 inches apart, and thin out to from 6 to 9 inches in the rows. For a succession sow at intervals until the end of August.

Golden Ball (Robertson) — A rapid grower, globe-shaped and of beautiful color and a good keeper. **Pkt., 5c; oz., 10c; ¼ lb., 25c; lb., 75c.**

Large White Globe — One of the most productive; in rich soil the roots will frequently grow to 12 pounds in weight; globe-shaped, skin white and smooth. **Pkt., 5c; oz., 10c; ¼ lb., 25c; lb., 80c.**

Purple, or Red Top Strap Leaf — Flat; fine flavor and one of the most popular varieties grown, and when sown late it is one of our best varieties, an excellent keeper. **Pkt., 5c; oz., 10c; ¼ lb., 25c; lb., 70c.**

Extra Early White Milan — Extra early Turnip, in which the extreme earliness, small top and tap root of the Purple Top Milan are united with the clear, white skin and flesh. **Pkt., 5c; oz., 15c; ¼ lb., 35c; lb., \$1.40.**



RUTABAGAS FOR SEED SELECTION

much better than those of our own growing in this section, that we simply cannot get through the winter without having these particular vegetables. Why not grow them in larger quantities so that you can load cars? We can find you a market for them every year. We will be glad to do it. In fact, we handle hundreds of carloads of produce of all kinds each fall and have generally paid nearly as much for these root crops as we have for potatoes, sometimes more.

For feeding stock in Fall or Winter there is nothing superior to Turnips or Rutabagas, as they are much liked by all kinds of stock and serve to keep them in good condition. We cannot too earnestly recommend farmers to increase their sowings largely, for we are sure the crop will prove remunerative.

Purple Top Yellow — Best variety of Swedish Turnip in cultivation. Hardy and productive; flesh yellow, of solid texture, sweet and well flavored; shape slightly oblong; terminates abruptly with no side or bottom roots; color deep purple above, and bright yellow under the ground; leaves small, light green, with little or no neck; the most perfect in form, the richest in flavor, and the best in every respect. **Pkt., 5c; oz., 10c; ¼ lb., 25c; lb., 75c; 5 lbs., \$2.50. Postpaid.**

Krasnoselski Russian Rutabaga

On our trial grounds for past three seasons this gave the best satisfaction and produced the largest yield of any of the rutabagas. On account of the dry, hot weather, most varieties became hollow and strong. This was solid entirely through the season, making an extra large percentage of good-sized rutabagas, bright in color and of excellent quality for table use. This will take the place of the older varieties on account of the increased yield and quality of the fruit. **Pkt., 10c; oz., 15c; ¼ lb., 35c; 1 lb., \$1.00.**

Mrs. C. M. Olson, Blue Earth, Minn. October 27, 1925.


I am enclosing photograph taken in the flower and vegetable garden. I had an extra fine garden — all from your seed. Immense Ponderosa, tomatoes, very meaty. Wax beans galore and canned a good supply for winter. The climbing rose and Clematis growing fine.

Stephen L. Merritt, Akron, N. Y.

I planted five acres of your Rainbow Flint corn and husked over 500 bushels of ears. It sure was a fine crop.

V. Falkerson, Fallon, Nev. March 23, 1925.

Tell DB, if he should stop in now, we could show him a fine pair of six month twin boys. Also tell him the DeWolf's outyielded everything else last year in the local experiment farm. It generally takes five years to acclimatize varieties to this high altitude.



GURNEY'S WHITE GLOBE

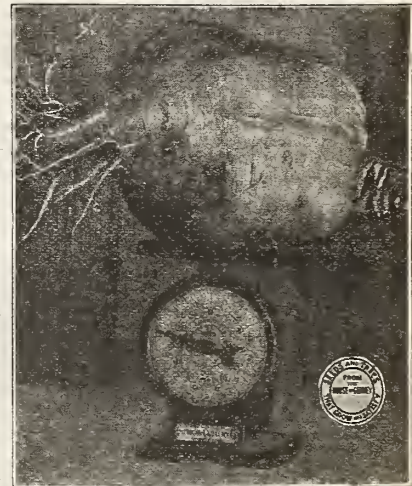
Sutton's Snowball — New English Turnip — As its name implies, it is a round, clear white turnip of unusual size and a great yielder. Should be planted in July for winter use. One of the best keepers. **Pkt., 5c; oz., 15c; ¼ lb., 35c; lb., \$1.00.**

Gurney's Purple Top White Globe Turnip — This is an all-season Turnip; is sweet from the time it is large enough to use until the following spring; size above medium; heavy foliage, and the best turnip of all of them.

This new English Turnip was brought from England by our three years ago and was recommended to us by one of the largest turnip specialists as the best ever originated. It has proven fully up to the originator's recommendation, and we urge all to give it a trial. **Pkt., 10c; oz., 15c; ¼ lb., 35c; 1 lb., 90c.**

Rutabagas Or Swedes

I am going to make this little personal appeal to the fellows in the extreme North. Montana, North Dakota, Northern Minnesota, Northern Wisconsin, in fact, all of that strip of territory across the northern part of the United States where root crops, such as rutabagas, turnips, carrots, etc., grow to perfection, where you can produce a greater yield than in any other section of the United States, where they will out-yield the potato crop, and where they will bring equally as much money if you grow them in quantities as your best acre of potatoes. Do you know that all of us fellows south of that northern point, where these root crops grow to perfection, are hungry every winter for your very best rutabagas, your turnips, your carrots, etc., and we do not get them unless we pay immense prices for them? They are recognized as the acme of perfection in good crops and there is a demand for them that will take every bushel you can grow. When we ship our seed potatoes in from the north we always manage to get a few rutabagas, carrots, etc., in the cars, for the reason that the quality is so



A Tree Like This Grows from Seed



DOWN ON THE OLD FARM UNDER AN ELM TREE

This picture of the grand old elm tree demonstrates to you what a tree will do when given an opportunity. Most shade and street trees are planted so closely that they seldom develop into anything more than a pyramidal, crowded, ill-shaped tree, and when its close neighbor has to come out it leaves the tree that you want to save deformed beyond recovery. Plant your

shade trees and your street trees far enough apart so that they will not interfere one with the other. It will cost you less money and give you better results. We want to sell you shade trees but we do not want to aid and will not sell you more than you need if we know it.

The Largest Tree in South Dakota

As near as we can ascertain the largest tree in South Dakota is a Cottonwood Tree on Ed. Suttan's ranch not far from Gettsburg.

This tree measures 27 feet in circumference about 3 feet above the ground, this would make it 8 feet or 9 feet through. We would be pleased to hear if any of our readers know of a larger tree grown in this state.

Evergreen and Tree Seeds

Evergreens may be grown easily from seed if the proper varieties are selected and reasonable care is given them. We list a few varieties which are most successfully grown by the amateur, and believe you will have no trouble in making a success of it. There is nothing that improves the looks and value of a place so much as Evergreens.

It is the general impression that they are very high priced, hard to transplant and only suitable for the front yard in the town or city. This is a mistaken impression, as they are cheap and easily transplanted. The one thing to remember in transplanting an Evergreen Tree is never to allow the roots to become dry for even one minute.

In preparing your seed bed it should be made about three feet wide, and length according to amount of seed to be placed therein. Rake it over smoothly and sow broadcast, then cover to the depth of about one-half inch with fine soil. Plant the seed in the springtime when the soil is warm and mellow; shade completely until germination takes place, then remove one-half the shade and raise the balance from six to ten inches above the plants, leaving shade on the entire summer after planting. Shade can be made with a frame of boards or laths, or with branches of trees.

Red Cedar—This grows as readily from seed as does the Bull Pine. Very desirable for shelter or fence posts. Grows rapidly. **Pkt., 15c; oz., 85c.**

Ash—This is the hardwood tree of the North and is readily grown from seed. About three weeks before planting the Ash seed place them in a cloth sack and soak them for all of three weeks. They should be planted about May 1st. Do not allow them to dry after they have been soaked; they will germinate and come up within five or six days after planting if they have been soaked long enough. **Oz., 10c; ½ lb., 40c; 1 lb., 70c.**

Catalpa Speciosa, or Hardy Northern Catalpa—This is the only Catalpa that is of any value in the North, and all the seed offered by us is Dakota grown; consequently, it is the hardiest of this variety. These do well in any part of Iowa, South Dakota, or any place south of this latitude. Seed are very light and consequently there are a great number to the ounce. **Pkt., 15c; oz., 40c; 1 lb., \$3.00.**

Honey Locust—This is one of the most rapid growing and most beautiful of all the northern shade and timber trees. In the spring it is covered with long racemes of pure white, very fragrant flowers, and in the fall and early winter is covered with the long and tropical-looking seed pods, seed about the size of a navy bean. This is one of the most valuable, most rapid growing and easiest grown of any of the forest trees. **Oz., 20c; ½ lb., 70c; 1 lb., \$1.25.**

Bull Pine (Ponderosa)—This is the most easily grown from seed of any Evergreen and is successfully grown by any person. One of the most rapid growing, hardy and best trees for windbreak. Will do well anywhere that any tree grows. **Pkt., 15c; oz., 50c; ¼ lb., \$1.99; 1 lb., \$6.50.**

Black Hills Spruce—One of the best ornamental Evergreens grown; resembles the Norway Spruce. Grows much broader and heavier. This variety only seeds once in several years, consequently seed is very scarce and high priced. **Pkt., 15c; oz., 75c.**

Jack Pine—A standard rough, rapid cold-weather tree. Absolutely hardy; a wonderful windbreak and easily grown. **Pkt., 15c; oz., 65c; ½ lb., \$4.00.**

Colorado Blue Spruce—A rare, elegant tree, with foliage of a rich blue.

One of the most distinct and striking of all the Spruce family. A free grower and perfectly hardy. **Pkt., 15c; oz., 75c.**

Black Locust—A native American tree of large size and rapid growth. Flowers in long white racemes, very fragrant, valuable for timber and is being largely planted for timber, posts, etc. Along the railroad lines east of Chicago there are hundreds of miles planted to Black Locust. This tree is easily grown and perfectly hardy. Seed very small. **Oz., 35c; ½ lb., \$1.20; 1 lb., \$2.25.**

Russian Mulberry—This well-known hedge, shade and fruit tree grows readily from seed. Often grows to a height of 4 feet the first year. Our seed of this is grown here at Yankton. **Pkt., 20c; oz., 70c; 1 lb., \$10.00.**

Box Elder—(See description nursery section.) **Oz., 15c; ¼ lb., 30c; 1 lb., 75c.**

Caragana, or Siberian Pea Tree—A very hardy hedge or low growing tree from Siberia, bearing clusters of golden yellow fragrant flowers in immense quantity early in the spring. These followed by reddish colored seed pods that hang on through a portion of the summer. Foliage dark green, while the bark is light green or silvery in color, making a very ornamental hedge plant. **Oz., 30c; ¼ lb., \$1.00; 1 lb., \$3.75.**

Mrs. A. H. Clark, Fond du Lac, Wis. May 18, 1925.

Just want to tell you I am very much pleased with the plants and bulbs ordered from you. They are all growing and doing fine. I want to compliment you on your manner of packing. All plants looking so fresh and bright when we received them.

Arlo E. Hall, Buchanan, N. D. May 23, 1925.

I have been sending you two or three orders each year for several years. I find your stock good, prices reasonable, shipments prompt, your treatment courteous. I surely appreciate all of these.

Mrs. E. K. Otis, Monona, Iowa April 10, 1925.

Received those very fine crabs and berry plants in excellent condition. Certainly strong, healthy plants. I thank you for the service and for properly wrapping them.

Dr. J. A. Sutcliffe, Connersville, Ind., August 15, 1925

Last spring I received a package of August 15th corn. I planted it on the 6th day of May, it germinated promptly and stalks were very vigorous. On the 20th day of May we had the severest frost for many years. The corn was froze level with the ground. I thought it was killed but it started promptly again and grew rapidly. Many of the stalks have two ears, both better than 7½ inches long and to my surprise it is now ready to husk. The name "August 15th" certainly fits the corn.

The DeWolf's Prolific also grew promptly and got frosted just as promptly. However, it has done well and looks like a good crop. It is making corn rapidly, a little later than August 15th but will be early at that. I think it will prove to be a good early corn for this locality.

In the DeWolf's field, I have planted Soy Beans and they are making a heavy yield. The Poland Chinas will certainly have a good time when I turn them in.



AQUILEGIA (COLUMBINE) COERULEA

FLOWER SEEDS New and Standard Varieties

Flowers from seed are usually known as Annuals, Biennials and Perennials.

Annuals bloom and ripen seed the first year and then perish.

Biennials do not generally flower the first season, and are in perfection one year.

Perennials continue to flower several years in succession. Many of them bloom the first year if sown early.

Hardy Annuals, Biennials and Perennials can be sown in the open ground early in the spring, if desired, the Biennials and Perennials will not require any protection in winter. The blooming period of all classes may be greatly extended by picking off the flowers as soon as they begin to fade.

Half-Hardy Annuals, Biennials and Perennials should not be sown in open ground until settled warm weather, though they can be sown in the house, if desired, early, and afterwards transplanted. The two latter need to be protected in the winter, or if carried over until spring, in cold-frames or greenhouses.

I drove more than 8,000 miles, inspecting our own and other crops of flower, vegetable and field seeds. I carefully inspected thousands of acres of the most beautiful flowers in America, grown for seed purposes, and I have added this year a number of very desirable varieties that we have not catalogued previously.

Aquilegia (Columbine)

Popular hardy perennials that bloom very freely during spring and early summer. These plants grow wild in the timbered country and are known to all the children as Honeysuckle. They come in a great variety of colors and are easily grown. **Pkt., 5c; oz., 75c.**

Aquilegia Coerulea—The most beautiful of the Columbines; sky blue, long-spurred, free bloomer, hardy perennial. Seed planted early will bloom the same season and last for a number of years. **Pkt., 15c.**

Alyssum

Little Gem—Plants 3 to 4 inches high; they soon become a large mass of white scented flowers; fine for bordering; hardy annual. **Pkt., 10c; 1 oz., 40c.**

Sweet—Fragrant, white, hardy annual. $\frac{1}{2}$ foot. **Pkt., 15c; oz., 30c.**

Aquilegia Californica—Long spur, exquisite-flowers in yellow and orange shade. Are especially good for cut flowers lasting for several days after cutting. The un-opened buds continue to open, making very desirable plants for the production of cut flowers. **Pkt., 10c.**

Antirrhinum, Snap-Dragon

An old favorite border plant, which has been greatly improved, with dark and glossy leaves and large, curiously-shaped flowers, with finely marked throats. They bloom the first season from seed sown in the spring, but the blossoms will be much stronger the second year. Succeeds best in dry, loamy soil. Half-hardy perennial. A few leaves of any light litter thrown over them will help to carry them through the winter, or they may be treated as annuals.

The Giant-Flowered grows about 2 feet high, with larger flowers than the old sorts.

Giant-Flowered Firefly—Scarlet, crimson and yellow. **Pkt., 10c; $\frac{1}{2}$ oz., 40c.**

Purple King—This is the forerunner of a race of new and distinct Snap-Dragons. Flowers more than twice the size of the ordinary Antirrhinum. Do not fail to include it in your order. **Pkt., 10c.**

Snap-Dragon Empress—The most brilliant crimson in the field. Dwarf compact, free bloomer and easily grown. **Pkt., 15c.**

Golden Queen—This splendid type of half-dwarf, fine flowered Antirrhinum is rapidly taking the place of the extremely tall growing varieties. This is the best of the yellows. **Pkt., 10c.**

Amaranthus

Tricolor—(Joseph's Coat)—Beautiful foliated plants, growing three to five feet high. They are useful as borders for taller growing plants or for the centers of large beds. Should be grown in warm sunny situations and given plenty of room to develop. The ornamental leaves are red, yellow and green. **Pkt., 10c.**

Anemone (S. D. State Flower)

The **Anemone** or Wind-flower is one of our choicest autumn flowers and is at perfection when most other flowers have ceased blooming. Hardy perennials, easily grown from seed, blooming the first year if sown early. Produces large double flowers in mixed colors. **Pkt., 10c.**

Abutilon (Flowering Maple)

Desirable plants for the house in winter and effective specimens for the lawn in summer. They will bloom the first year if sown early. Half hardy perennial, $1\frac{1}{2}$ to 3 feet. Mixed colors. **Pkt., 20c.**

Achillea—P

The Pearl—A hardy perennial; covered from spring until frost with many very double, pure white flowers. Grows two feet high. **Pkt., 10c.**

Ageratum

As an addition to the flower garden's blue, the Ageratum is a valuable flower. The dwarf sort being particularly desirable for borders, edgings, etc., being very compact and erect. Half-hardy perennial.

Mexicanum Mixed—Blue and white. 2 ft. **Pkt., 10c.**

Tom Thumb—Dwarf blue, distinct variety, desirable for edging. $\frac{1}{2}$ ft. **Pkt., 10c.**

Balsam Apple

A very beautiful, cut leaved, rapid growing, annual climbing vine, producing beautiful flowers, followed by seed pods bursting open and showing the interior, bright crimson. A very satisfactory climbing vine for hot, dry places where others will not do well. The seed grows readily and rapidly. **Pkt., 10c; oz., 40c.**

Balloon Vine

Hardy Annual Climber—A rapid-growing climber, very desirable in its place. It will grow to a height of from 10 to 15 feet, bearing beautiful white flowers which are followed by its seed-pods of a balloon shape. **Pkt., 10c; oz., 35c.**

Balsam or Lady Slipper

Magnificent plants for garden culture. Tender annuals.

Camelia Flowered—The largest flowered of any of the Balsams and perfectly doubled. The individual flowers frequently measure $2\frac{1}{2}$ inches across, the plants forming symmetrical, well branched erect bushes, the branches being almost covered with the magnificent double flowers. In color they vary from the brightest scarlet to pure white, including spotted violet, royal purple and many others. **Pkt., 10c; oz., 40c.**

Gurney's Scarlet—This brilliant scarlet Camelia-flowered balsam produces plants about 12 to 16 inches high, well-branched, producing at times thousands of open flowers. Single plants will often measure more than 18 inches in diameter. **Pkt., 10c.**

Gurney's Solferino—This is identical, as far as growth and bloom is concerned with Gurney's Scarlet but the color of the flower is striped, spotted white, lilac and scarlet—certainly a remarkable flower. **Pkt., 10c.**

Bean Scarlet Runner

Bean Scarlet Runner—The well known rapid-growing annual climber, producing bright red flowers, from July to September. The foliage being dense, makes it splendid for porches or any location where shade is desired. **Pkt., 10c; $\frac{1}{4}$ lb., 30c; 1 lb., 60c.**



R. M. Wolcott, Central City, Neb., 11-13-25

I am enclosing a number of photos of my garden, fields and flowers, all of these raised from seeds and plants bought from you and I have found them entirely satisfactory and recommend them to my neighbors.

The cabbage is an early summer variety weighing 8 pounds, the cauliflower in the wheel barrow, and in my hand average 7 pounds each.

Asters

(1) **The Rochester, or Vick's Mikado**—Pink petals, narrow, long and reflexed; bending and curling across each other in such magnificent disorder as to make it the fluffiest aster grown, color most exquisite shade of lavender pink, plants are very vigorous and produce immense quantities of very large flowers, ranging from four to six inches in diameter. **Pkt., 10c.**

(2) **Queen of the Market**—The earliest of all except No. 8. Grows about nine inches high and very branching; the fine double flowers are produced freely on long stems, making it valuable for cutting. **Mixed, pkt., 10c; ¼ oz., 25c.**

(3) **New White Branching**—The magnificent large double white flowers, 4 inches in diameter, borne upon long stems, are excellent for cutting. The big broad petals are curled so as to give the blossoms the appearance of a graceful Chrysanthemum. **Fkt., 10c; ¼ oz., 30c; oz., \$1.00.**

(4) **Asters, the Latest, American Beauty**—We are offering this in the novelty or special class and we want to say that it stands head and shoulders above all other asters for length of blooming period and quantity of flowers produced. It was in bloom with us this past season for over three months, more than one and one-half months longer than any other aster. It produces very large flowers, the inner petals being curved and of a deep rose color, borne on extra stout stems from 15 to 20 inches in length, making it a good companion to an American Beauty Rose. Seed of this aster planted in the early spring should be in bloom the latter part of July and stay in bloom until frost comes. **Pkt., 15c; 2 for 25c.**

(5) **Sensation, the New Red Aster**—This is a good companion for the American Beauty and if you want the best in the various colors, you should have, at least, a package of this new red aster. It is brighter red than any other aster and produces very large double flowers measuring as much as four inches across; the blooming period is about the same as the American Beauty; height about eighteen inches. It being a little shorter than the American Beauty, consequently it can be planted in front of the American Beauty without hiding the flowers. This is the fiery red aster we have all wanted. **Pkt., 15c; 2 for 25c.**

(6) **Lady Roosevelt**—Lady Roosevelt with its distinct Carmine Rose coloring introduces a new class of asters. Its long period of blooming, its beautiful flowers, borne on long stems, make it one of the most valuable of its class. If you want the best aster in your neighborhood, something that cannot be equalled by others, plant the Lady Roosevelt and the other two varieties named on this page. **Pkt., 10c; 3 Pkts., 25c; 1 Pkt., each of 3 above Novelty Asters, 35c.**

(7) **Crego's Giant Aster**—With their long twisted in and out, curved petals they resemble the choicest of Japanese Chrysanthemums; flowers measuring four to five inches in diameter; borne on long, strong stems, making them very suitable for cut flower purposes; flowers lasting from one week to ten days when cut and placed in water; blooming period August and September; height of plants, about two feet. We offer them in the following separate colors:

Crego's Giant Rose; Crego's Giant Pink; Crego's Giant Lavender; Crego's Giant White; also Crego's Giant Mixed. Any of the above, **Pkt., 10c; 3 Pkts. for 25c.**

(8) **Extra Early Hohenzollern Aster**—The earliest aster grown, earlier than Queen of the Market. Height, about twelve inches, branching and free flowering. Flowers measure about two and one-half inches. Colors: Dark blue, white and pink. By planting this variety, you will add several weeks to the aster season. **Pkt., 10c.**

(10) **Early American Beauty Aster**—The last several years we have been offering the regular American Beauty which is an immense Aster, beautiful color, resembling the famous American Beauty rose as to size and color. The regular American Beauty is mid-season or later, while this new Early American Beauty blooms with the Queen of the Market and the Extra Early Hohenzollern. For continuous bloom of this immense Aster, you should plant both the regular and the Early American Beauties. **Pkt., 20c; 2 for 35c.**

(11) **Gurney's Salmon Pink (Ostrich feather Aster)**—This magnificent aster produces flowers of immense size, made up of long loosely-formed petals like the Chrysanthemums. In picking this Aster for cut flowers, cut when half in bloom and allow to develop in water in a cool room. This is the nearest to a yellow aster yet introduced. **Pkt., 10c.**



NOS. 1, 3, 4, 5, 6

(9) **Improved American Victoria Asters**—This is by far the finest of all Asters for beds or borders where an even growth and a mass of flowers are wanted for effect; the sturdy upright plants, 12 to 14 inches high, carry not less than 50 flowers each, producing a mass of color unequalled by any other; blooms from early August till late October. **Pkt., 10c.**

Mrs. B. Sevluet, Harper, Oregon, February 14th, 1925.

I have retired from the ranch work as I am now past 70 years. I am not going to forget you as the best seed growers I have dealt with for twenty-five years. I am enclosing the blue ribbon which I received for my vegetables at the fair.

With best wishes for the future,



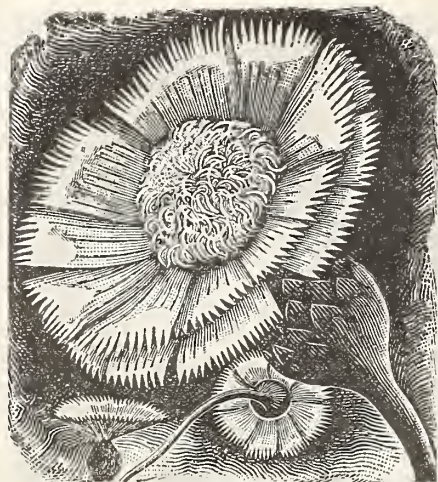
A FIELD OF THE GIANTS



J. C. GURNEY AND THE THREE BRANCHES TO HIS FAMILY TREE

**Jan. 26, 1925
Herman S.
Hines,
Hatton, N. D.**

Just received your last catalog for which I always long. I have had wonderful success with garden seeds purchased from your house. Have purchased my seeds from you for the last ten years and had good garden each year. Previously I ordered from several others but yours have always been far superior.



CENTAUREA

Centaurea

Centaurea Imperialis—The bushes are about four feet high and covered with large, sweet-scented flowers. Will keep for over a week in water if cut when about to open. **Pkt., 10c.**

Corn Flower—The Blue Bottle, or Bachelor's Button, is one of the most attractive of all hardy annuals, with its graceful beauty of its old-fashioned flowers. Colors include dark, light blue, pink, rose and white. **Pkt., 10c; oz., 35c.**

Dusty Miller (Centaurea Gymnocarpa)—This beautiful, fine-cut, silver foliaged border plant, is used extensively for borders along walks and around various flower beds like Salvia, Cannas and other taller growing plants. **Pkt., 15c.**

Calliopsis

A very showy border plant, producing flowers in nearly every shade of yellow, orange, crimson, red and brown. **Finest mixed, pkt., 10c.**

Calliopsis Nana Compacta—Gold Star—Star-shaped, eight petals. Outer points bright yellow, main part maroon. Exceptionally free bloomer. Petals quilled, grows about six inches high. Especially good for borders or designs. **Pkt., 15c.**

Cosmidium Orange Crown—A very beautiful bright yellow flower, similar to the Calliopsis. Very excellent for cut flowers, very easily grown and should be added to all annual collections. **Pkt., 10c.**

Golden Wave Calliopsis—The Calliopsis is one of the easiest grown, most abundant producers of brilliant flowers for all sections of the country. Golden Wave derives its name from the immense number of flowers borne on long stems that move with the breeze like the waves of the ocean. **Pkt., 10c.**

Calendula

Hardy annuals about one foot high, that produce a wonderful profusion of flowers, ranging in color from ivory to orange. Valuable for bed and borders. Bloom until late fall. **Choicest mixed. All colors. Pkt., 10c.**

Early Flowering Cosmos

This new class of extra early, mammoth, flowering Cosmos, producing beautiful flowers, measuring four to five inches across, 60 days from sowing of the seed, allow us not only the beauty and pleasure of the late Cosmos, but gives us a better flower; produces its flowers on wonderfully long stems, which are used extensively for cut flowers. Cut the flowers as fast as they open on the plants and their place will be taken by others for a long, blooming period.

Double Cosmos—This very popular flower—of the early flowering type is now produced in the double—and as I saw them growing in the big fields this summer they were the peer of the big singles, borne on long stems, early in the season lasting until frosts makes them very desirable. Colors: Red, Pink, White. **Pkt., 15c. One Pkg. each color, 25c.**

White Lady Lenox—This gigantic Cosmos is a forerunner of an entirely new race; it is of extraordinary size and beauty, the flowers measure 4 to 5 inches in diameter, which is three times larger than the ordinary. Color, an absolutely pure white. **Pkt., 10c.**

Pink Lady Lenox, description same as for White Lady Lenox, with the exception the color is a beautiful shell pink, lighting up beautifully at night. **Per Pkt., 10c.**

Crimson Lady Lenox. Per pkt., 10c.
One each of the White, Crimson and Pink Lady Lenox, **25c. Giant Flowering Cosmos—Pkt., \$10c. Mixed Cosmos—Pkt., 10c.**

Candytuft

All the varieties look best in beds or masses. Seed sown in autumn produces flowers in early spring. When sown in April, flowers from July to September, and some of the sorts till frost comes. **Hardy annual, 1 foot.**

Empress, or Snow Queen—A complete mass of large snow-white flowers. **Pkt., 10c; oz., 30c.**

Dark Crimson—We all know the Candytuft, the white variety, and love it for the beautiful borders it makes. This new dark crimson variety produces largest racemes of flowers of a beautiful dark crimson and makes a wonderful border. **Pkt., 10c; oz., 30c.**

Candytuft Giant Hyacinth—The little Candytuft we have known for so many years and used for border purposes is being superseded by this pure white giant. Flowers are grown compactly on stems about eight to ten inches high. Borne in abundance. **Pkt., 15c.**

Candytuft Rose Cardinal—All of the Candytuft we have known have been of the white variety. In inspecting the fields of flower seed, we found this cardinal-flowered candytuft, and it is a wonderfully beautiful flower, growing about the right height for bedding purposes. Very desirable. **Pkt., 15c.**

Clematis

A very fine hardy climber; leaves bright and glossy green; flowers small and hawthorne scented, and just covering the plant when in bloom. Excellent for covering trellises or fences.

Hybrids Mixed—Attractive shades of purple, lavender, white, etc. **Pkt., 10c.**



COSMOS



CANDYTUFT ROSE



CANDYTUFT GIANT HYACINTH

Cigar Plant

Cigar Plant (Cuphea Mineata New Hybrid)—This is not the little cigar plant that is ordinarily grown in the greenhouse, but the one producing thousands of the little cigar-shaped flowers, growing easily anywhere and blooming all summer. **Pkt., 10c.**

Cardinal Climber

(Ipomea Quamoclit Hybrida)

One of the finest annual climbers. Very graceful and beautiful, growing rapidly, it reaches a height of twenty feet; densely clothed with lacinated, rich green leaves. The numerous clusters of fiery scarlet, tubular spear-shaped flowers resembles the cypress vine, but are much larger, often measuring one and one-quarter inches across. **Pkt., 15c, postpaid.**

Cineraria

A beautiful class of plants for spring decoration; may also be planted out in summer. They grow from 12 to 18 inches high, and are completely covered with a mass of flowers, two and three inches across, of the richest colors, in white, blue, violet and crimson shades.

Grandiflora (Large flowered). Mixed. Pkt., 25c.

Cobaea Scandens (Cup and Saucer Vine)—A climber of rapid growth, attaining a height of as much as 30 feet in the season. Valuable for covering a trellis, arbors, trunks of trees and will cling to any rough place. It is covered with immense quantities of bell-shaped flowers set in a saucer which gives it the name of "cup and saucer" plant. Its foliage is very beautiful and it is one of the annual climbing vines with which you will be well pleased.

Gurney's purple flowered. **Pkt., 10c.**
Gurney's Pure White flowered. **Pkt., 10c.**



CANNAS

Tall—Mixed, 3 feet. **Pkt., 10c.** **Dwarf**—Mixed, 1½ feet. **Pkt., 10c.**
Castle Gould—A distinct type of Celosia Plumosa literally clothed from base to summit with immense feathered heads. Pyramidal growth, two to three feet high; the profusion of long continued bloom being remarkable. The colors are blood red, carmine yellow, golden orange, scarlet and wine red. **Mixed. Pkt., 10c.**




CHINESE V OOL FLOWER

Gurney's Selected Calendula

Pot Marigold—One of the surest annuals, easy to grow and literally covers itself with large double yellow flowers about two to three inches across. One of the best for cut flowers as they last after cutting, often as many as ten days then the more you cut the better they bloom. For cut flowers, cut as soon as open, to keep plants blooming over a very long period, cut flower stems as soon as flowers fade. These plants are also called "Pot Marigolds" as they resemble the marigold, and respond beautifully to pot culture in the home in winter or summer, very hardy annual, height about eighteen inches. **Pkt., 10c.**

Coleus

A beautiful class of well known and popular decorative foliage plants. For bedding or pot culture. **Choice New Hybrids. (Mixed). Pkt., 25c.**
Coleus Bed—In a Portland, Oregon, park, this picture was taken by us on our Western trip. It is one of the many beds made in the Portland parks with the beautiful Coleus. These plants are of many beautiful colors and a package of the seed will produce many plants of bright, beautiful foliage. 'Tis a pleasure to watch them grow and develop. Select the most beautiful ones in the fall before frost for pot culture; easily grown.



AN OLD-FASHIONED FLOWER GARDEN



Wild Cucumber

The most rapid growing vine in existence. It will make a growth of 50 feet in a single season and will cover unsightly places quicker than anything else you can plant. It is an excellent shade for summer houses or to train over trellis or porches. **Pkt., 10c; oz., 25c.**



WILD CUCUMBER

Cannas

Extra Choice Mixed—Seed saved from 20 varieties of only the very best of the large or Gladiolus flowered type. Blooms in about ten weeks after planting. **Pkt., 10c; oz., 35c.**

Celosia or Cockscomb

Giant Crimson Empress Maxima—Dwarf plants bearing mammoth bright cockscomb and bronze foliage, making it one of the most attractive of all the Cockscombs. **Pkt., 10c.**

Dwarf Cockscomb (Cristata Nana)—Low growing plants with showy combs. Choice mixed. **Pkt., 10c.**

Chinese Wool Flower—This recent novelty is the most curious as well as the most showy of all Celosias. The round globular flowers, appearing like large balls of bright red wool, start blooming in July and continue until cut down by frost. The flowers do not fade but increase in size and brilliancy throughout the season. They are excellent for bedding or specimen plants. Height, 2 to 3 feet. **Pkt., 10c.**

Gurney's Golden Plume—This is identical with the Chinese Wool Flower but produces the bright, golden-yellow plumes. **Pkt., 10c.**

Ostrich Feather (Celosia Plumosa)—A beautiful feathered Celosia, producing large bright crimson and orange plumes. A packet of each with the taller for the center and the dwarf for the outer edge would make a beautiful bed.



COCKSCOMB

An Old-fashioned Flower Garden

We often hear the above expression in driving by a home with a back or side yard filled with beds of glowing annuals. The up-to-date landscape gardener objects to this display and calls it "landscaping of the Gardensque variety." I notice, however, the passerby always stops and admires this wealth of color and remembers the place pleasantly thereafter, especially if the good wife appears on the scene and hands a well-arranged bouquet to the onlooker. Let's all have a little of the Gardensque landscaping to freshen up the tired eyes.

Carnation

The Carnation has always been one of the most esteemed of the florists' collection, and there is no flower more desirable for the garden. Sow under glass and when of sufficient size transplant one foot apart each way. Half-hardy perennial, 1½ feet.

Extra Choice Double Mixed—Seed saved from the choicest German and English stocks. A large portion of this seed will produce double flowers. **Pkt., 15c.**

Marguerite—Very free flowering. Will be in full bloom in four months after sowing, flowering in profusion un'til checked by frost. They flourish well in open ground. It is many shades of red, pink, white, variegated. **Mixed Pkt., 10c.**



CARNATION

Cypress Vine

A most beautiful vine, with delicate fern-like foliage and beautiful star-shaped rose, scarlet and white flowers. **Pkt., 10c; oz., 30c.**



CYPRESS VINE

Chinese Lantern

A showy variety of Winter Ground Cherry, 18 to 24 inches high and producing large, balloon-like fruits, changing from green to bright crimson as the season advances. Husk covering the fruit measures nearly 2 inches through, the fruit about three-fourths of an inch through and excellent for eating or for preserving. It bears fruit at every leaf bud, late in the season is a solid mass of crimson. Hardy-perennial, roots living over winter in the ground. **Pkt., 15c.**

Chrysanthemum

The annual Chrysanthemums are distinct from the autumn flowering, blooming all summer and making a gorgeous display.

Annual Double White Snowball — A magnificent variety growing about 18 inches high and blooming continuously throughout the summer. They are covered with clusters of double pure white flowers of a beautiful fringed appearance. Will last a week or two after being cut. **Pkt., 10c.**

Annual Double and Single Mixed — Beautiful double and single types in a wide range of colors. **Pkt., 10c.**

Chrysanthemum — The Sultan — Commonly known as Painted Daisy. An annual plant growing about twenty inches high, exceptionally free bloomer and easily grown. **Pkg., 10c.**

Blue Bell

Canterbury Bell (*Campanula medium*) — Blue bell, handsome, easily grown herbaceous plants of stately branching habit and profuse blooms for beds and backgrounds. They produce long racemes of strikingly effective bell-shaped or saucer-shaped flowers of rich color. A hardy biennial.

Sow seed early in spring. In the fall should be transplanted or thinned to eighteen inches or two feet apart and given some protection in severe winter weather. Height, two to four feet. **Pkt., 10c.**



Mrs. E. F. Gilmore, Williston, N. D.

The photo is of my neighbors little girl among the flowers on the south side of my house. All seeds are from Gurney's.

Coreopsis Grandiflora—P

One of the finest hardy perennial plants. Bright yellow flowers, which bloom from June until frost. **Pkt., 10c; ¼ oz., 25c.**

Cowslip (*Primula Veris*)

Invincible Giant—Quite distinct from the ordinary Cowslip, both in stronger growth of the plant and in the massive flowers, which are borne on stout stems 12 to 15 inches high. The colors range from pure yellow and orange to the deepest scarlet and crimson. **Pkt., 10c.**



CHRYSANTHEMUMS

Dahlia

The New Cactus — One of the finest flowers of late introduction, and where known is rapidly taking the place of the old standard Dahlias. Flowers are quilled and curved, resembling Chrysanthemums; grown on long stems, which makes them especially valuable for cut flowers. Our seed is all saved from the newest and most perfect varieties. **Pkt., 15c.**

Digitalis or Foxglove

The Foxgloves are quite stately and highly ornamental plants when well grown, with flower stems at least three feet in height. They are fine for the mixed border or planted singly in half-shady places near a walk or drive. The racemes of flowers are often two feet in length, containing scores of the prettily spotted thimble-shaped flowers. Perfectly hardy. Sow seed in spring in the garden and transplant as desired. Perennial. **Mixed varieties, pkt., 10c.**

Daisies

Daisy (*Bellis Perennis* or English Daisy) — This hardy, early spring blooming plant, can be successfully grown and wintered with a little winter protection. Sow the seeds early and it will bloom the first year giving you equally as good flowers in the border as you could get from an annual. Maximum height 6 inches, producing flowers in various shades of pink and white, double mixed, Chinese varieties. **Pkt., 10c.**

Baltonia (False Chamomile) — One of the showiest of our native hardy perennials, growing from 4 to 6 feet and covered with thousands of daisy-like flowers from July to September. This is absolutely hardy and stands for several years. **Pkt., 10c.**

Brachycome (Swan River Daisy) — This three flowered, dwarf-growing annual is covered during the greater part of summer with a profusion of pretty blue and white flowers. Is especially suitable as edging for small beds or pot culture. Height 9 inches. **Pkt., 10c.**

Shasta Daisy (Alaska) — Hardy perennial. A bed of these giant white Daisies in full bloom is a sight worth seeing. The flowers measure 3½ to 4 inches across and are borne on stems 18 inches to 2 feet long. The numerous long, slender-stemmed white flowers rise most gracefully amid the bed of green, blooming all through the spring and summer months. The flowers keep in water for two weeks.

With slight winter protection of straw or litter they will live and bloom for years. I have at my home plants more than five years old producing hundreds of flowers more than 3 inches in diameter, a veritable snowdrift at blooming time. Blooming period about six weeks. Of the many varieties the Alaska is best bloomer and hardiest. Seed may be started in the house or hot beds, transplanted to the open for early flowers; they may also be sowed in the open. Blooms first season. **Pkt., 10c.**



SHASTA DAISY, ALASKA


Golden Orange Daisy, African—This flower is from South Africa and is the easiest grown of any of the showy border plants. It grows to a height of about fifteen inches and blooms profusely all summer. Seeds planted in the open ground in early May were flowering in July and continued until frost came. In our trial ground it was the most attractive flower of any shown there; the flowers are about two and one-half inches across and the most beautiful golden orange color. We recommend this specially for borders and along walks. **Pkt., 10c.**

The Greater Northwest Poultry Show is in session at this time, December 9th, and we have made approximately 40 entries. The judges are just doing their work and it looks as though we would receive more than 35 premiums. We hope to be able to tell you more of this show before the catalog has to go to press. We are taking a large number of premiums for birds shown than any other exhibitor. Take this into consideration when buying your baby chick or cockerals.



DIGITALIS
OR FOX GLOVE

Prompt, Safe Delivery Guaranteed of 100% Live Baby Chicks



Leading Varieties of Heavy Egg Producers

Barred Plymouth Rocks—The Barred Rock is probably the most widely known general purpose fowl in existence today. They have been the most popular farm fowl for years. They make splendid broilers, fryers or roasters and cockerels are excellent for capons. They are adapted to close confinement or liberal range. The plumage of the matured bird is grayish white, each feather crossed by regular narrow parallel bars, that stop short of positive black. Yellow legs and skin. Lay brown eggs. The newly hatched chick is black with more or less yellowish white in parts. Barred Rocks are the greatest utility breed of the country.

Standard weight: Cock, 9½; Hen, 7½; Cockerel, 8; Pullet, 6 pounds.

White Plymouth Rocks—The white Rock has the same shape and build as the Barred Rock, the only difference being the color. Their snow-white plumage with yellow legs and red comb attract attention anywhere. They are good layers. They are a splendid breed for broilers, and as capons cannot be beaten. They have been brought to a high degree of perfection by our most famous breeder, whose strain we offer for sale. They lay brown-colored eggs. Standard weight: cock 9½, hen, 7½, cockerel, 8, pullet, 6 lbs.

Buff Plymouth Rocks—The Buff Plymouth Rocks are like the Barred and White Rocks in every way, except the color. The Buffs are a rich golden buff; they have bright red combs, wattles and ear lobes and yellow beaks and legs. They lay a brown-colored egg. Our Buff Rocks are first-class in every respect. This is one of the most popular varieties of poultry. Standard weight: cock, 9½; hen, 7½; cockerel, 8; pullet, 6 pounds.

Silver Laced Wyandottes—Is the oldest variety of the Wyandottes. They have beautiful white and black lacing and when well bred are one of the prettiest of all American varieties. They are also very popular, are good winter layers when given free range. They have yellow skin and lay a brown colored egg. Standard weight same as White Wyandottes.

White Wyandottes—Next to the Barred Plymouth Rocks these are probably the most popular of all varieties of fancy poultry. They are a bird of curves, short, broad and deep round body, Rose Comb, yellow legs and beak and snow white plumage. They excel as layers, more than holding their own in all official contests. They mature rapidly and make splendid broilers and roasters. They stand confinement well but are good foragers when given free range. Standard weight: cock, 8½; hen, 6½; cockerel, 7½; pullet, 5½ pounds.

Golden Wyandottes—are marked like the Silver except the color is different. Where the Silvers are white the Golden are red. They breed very true to color. They are good winter layers and good table fowls. Their shape is the same as the other varieties of Wyandottes. They lay a brown-colored egg. Standard weight: cock, 8½; hen, 6½; cockerel, 7½; pullet, 5½ pounds. Supply very short.

Light Brahmas—are an Asiatic breed and are the heaviest of all Standard bred fowls. Are also one of the oldest breeds and have withstood all rivalry and today are one of the most popular. Very beautiful in color, hackles white, each feather having a distinct black stripe extending the whole length. The breast, back and under side of the body are pure white on surface and under surface white or lead color. The wing bows are white and the primaries of the wing black and white. Light Brahmas are sturdy, hardy and endure severe weather perfectly. They have small pea combs, which seldom freeze. They are gentle, good layers, fine table fowls, making excellent capons, are good foragers when given free range, yet the easiest of all birds to pen, as a three-foot fence will hold them. Large brown colored egg. Standard weight: cock, 12, hen, 9½; cockerel, 10; pullet, 8 pounds.

Single Comb White Leghorns—are acknowledged to be the greatest producers of large white eggs. There are probably more in the country than any other variety. Nearly all the large egg farms all over the country are stocked with them. For the amount of feed they consume, no other breed can show as good returns. The males are alert and strikingly erect in carriage; the females show very little tendency to broodiness and lay continuously. The sires of cockerels heading most of our Production Bred flocks this season are from Hollywood and Tancred. Hens that have made a record of 300 or more eggs, and our English Leghorns never had better cockerels heading the flocks than this year. Standard weight; cock, 5½; hen, 4; cockerel, 4½; pullet 3½ pounds.

Single Comb Brown Leghorns—originated in Italy and like the White Leghorns they can be kept in large flocks to a great advantage. They have yellow legs, white ear lobes, great activity and sprightliness, are hardy and prolific. They are small eaters and grand layers of white eggs. The Brown Leghorns will always be a favorite with many people. They are one of the most beautiful birds in existence. They develop rapidly and make fine broilers. Properly cared for, they will weigh two pounds when eight weeks old. Like all the Leghorns, they are poor sitters, but most prolific layers. Standard weight; cock, 5½, hen, 4; cockerel, 4½; pullet, 3½ pounds.

Single Comb Buff Leghorns—All Buff birds are popular. This is a valuable addition to the Leghorn family. They are like the other Leghorns, layers of large snow-white eggs. They have the same characteristics of the other Leghorns in size and shape and are good table fowls.

Single Comb White Orpingtons—are of English origin and have come to the front by leaps and bounds, until they are one of the fowls in greatest demand. Low, long and broad and have white plumage, white or pink legs and brilliant red combs. Are by far the best winter layer of any of the large breed. The young birds mature rapidly and will weigh two pounds when eight to ten weeks old. They stand confinement well, yet are good foragers when given free range. Standard weight same as Buff Orpingtons.

Single Comb Buff Orpingtons—are of English origin and from their first introduction have steadily grown in favor until they are very popular today. Their size, early maturity and winter production of large brown eggs have won for them a reputation all over the world. You would see no more pleasing sight than a nice farm flock of these wonderful fowls. Standard weight: cock, 10; hen, 8; cockerel, 8½; pullet, 7 pounds.

Jersey Black Giants—Originated about 1875 in New Jersey, original cross is believed to have been Black Java and Dark Brahmas. The object was to produce as large a fowl as possible. Jersey Black Giants produce and maintain long, broad and deep bodies, lustrous greenish-black surface plumage with under color of slate, shading to a white near the skin. Single Comb straight and upright, having six well defined and serrated points. These are, undoubtedly, one of the best general purpose fowls. Good egg producers growing to immense size and easily kept. Standard weight: cock, 13; cockerel, 11; hen, 10; pullet, 8 pounds.

Rose Comb Rhode Island Reds—This excellent breed like the Plymouth Rocks are of American origin. Not quite as large as the Plymouth Rocks but are a very popular variety of fowl all over the country. More oblong in shape than the Wyandottes or Plymouth Rocks. Red in color as their name indicates and are persistent layers of nice large brown eggs. Healthy and hardy and do well in all climates. Standard weights: cock, 8½, hen, 6½; cockerel, 7½; pullet, 5 pounds.

Single Comb—Same as Rose Comb except Comb.

Black Langshans—have attained popularity, as they unite the most desirable traits of several good varieties. They are excellent winter layers, good mothers and active foragers, though stand confinement well. Are large, stylish birds, plumage glossy black. Bright wattles and ear lobes and lay a brown-colored egg. Standard weight: cock, 9½; hen, 7½; cockerel, 8; pullet, 6½ pounds.

Single Comb Black Minorcas—The most popular of all the Minorca breeds. They are distinguished by long bodies, large comb, large white ear lobes, dark colored legs, pinkish white skin and glossy greenish-black plumage. They look like a small breed, but this is due to their compact feathers. By comparison you will find the females weigh as much as Plymouth Rocks and more than R. I. Reds. They are prolific layers of the largest white eggs and will begin laying very young. Standard weight: cock, 9; hen, 7½; cockerel, 7½; pullet, 6½ pounds.

Mottled Anconas—are an Italian fowl and are named after the city of Ancona. It is one of the oldest breeds of the Mediterranean family and was imported to America about 1890. On account of their great laying qualities Anconas have become exceedingly popular. Are one of the very best all year round layers. Are very hardy, healthy, lively and beautiful. The egg is large and pure white. In form and general characteristics the Ancona closely resembles the other Mediterranean breeds. Their color is black, with a white tip on each feather. They are truly marvelous layers. Sheppard strain blood lines are to be found among many of our Anconas. We ship the Rose single comb. They are worth trying. Standard weight: cock, 5½; hen, 4; cockerel, 4½; pullet, 3½ pounds.

Mrs. W. C. Herbison, Glasston, N. D.

Received the baby chicks and they are a lively, peppy bunch. No trouble to get them to eat and drink.

Mrs. O. T. Wigen, Pray, Montana.

Received the baby chicks this afternoon. All alive and fine.

Mrs. H. P. Tracy, Pollock, S. D.

The baby chicks arrived in fine shape. There was enough over the 100 to make up for the very small loss.

G. P. Chopping, Riverton, Wyoming.

We received the special delivery baby chicks at 3:30 A. M. and they are a strong, healthy bunch. I know they are going to do well.

A. L. Frane, Worthington, Minn.

Received the baby chicks in fine and dandy shape. Well pleased with them.

Charles Scott, Central Lake, Mich.

Received the Silver Laced Wyandottes all O. K. Every one lived and doing fine.

Mrs. Paul Mierson, Hull, Iowa.

Received the baby chicks yesterday in good condition. Finest and earliest baby chicks I have ever had. Am recommending your baby chicks to my neighbors. Thanks for your prompt service.

Why People Buy Day-Old Chicks

Because dangers, worries and inconveniences of hatching your own Baby Chicks are over and that you can buy Gurney Quality Baby Chicks cheaper than you can hatch them yourself.

You change an uncertain problem of hatching into one of certainty, by buying your Baby Chicks. You eliminate poor hatches, dangerous fires from lamp incubators and have only the brooding period. You are insured 100% hatch instead of part of the chicks you counted on hatching. No work, worry or disappointment.

No longer does anyone question the great advantages of buying day-old chicks. Each hatching season there are hundreds of thousands of baby chicks sold in the cities and millions shipped to the small towns and country people in every state. Buying baby chicks is a real saving of both time and money.

Time We Start to Ship

We start to ship as soon as the weather permits. If the season is early, we have our first chicks out in February. If it remains cold, it is too risky to ship until a little later.

We book orders at any time for future delivery.

March, April, May and June are the best months to ship chicks successfully. In some cases, chicks arrive same day of shipment. Do not allow chicks to lie in Postoffice twenty-four hours. This may cause many deaths. We do not stand good for losses that occur in this way.

When Your Chicks Arrive

Examine all chicks immediately and open your box in a warm room, (do not open in the cold) in the presence of your Postmaster or Mail Carrier. Count the number of live chicks you receive. Please remember that any claim for loss or shortage in your shipment must be certified by your Postmaster or Mail Carrier and mailed to us same day shipment is received.

Our Guarantee 100% Live Chicks

We guarantee that all of our chicks are from standard bred stock and true to name, and will deliver to the Postoffice chicks that are strong and healthy and able to travel to any State in the country. If you do not receive 100% live delivery mail us your notification card signed by your Postmaster or Mail Carrier and we will replace all dead or short chicks or refund your money.

Our chicks are hatched right or we could not make this kind of a guarantee. No other claims or adjustments will be allowed on dead or short chicks.

We Ship Via Parcel Post to Every Part of the Country

OUR TERMS

It is always the best to send full amount with order, as payment must be made in full before chicks can be shipped. Please do not ask us to ship C. O. D. If we cannot fill your order, we will return your money at once, with reasons. If it is not convenient to send full amount, we will book your order upon payment of 25%. The remainder must be paid 10 days before date of shipment. No orders booked without one-fourth payment.

You may send Draft, Postoffice Order, Express Order or personal checks.

Our Paying Varieties

There is a big difference in the worth of baby chicks. Those that come from heavy laying strains—that are bred for heavy egg production—are worth more than average chicks. There is a big difference between May and January prices for eggs. Raise your layers and your stock this year from our chicks. Sell eggs next winter when prices are at the peak.

How Many Chickens are There—In 1920 there were more than 360,000,000 chickens in the United States producing more than a billion and a half dozen eggs. The chickens and eggs sold for more than a billion dollars—or approximately 39% of the total value of all live stock produced.

Increased Hatchery Capacity—Owing to the immense demand for our baby chicks in 1924, we have added here at Yankton, four units or an increased hatch capacity of 50,000 chicks every three weeks. We shall appreciate your orders and with this increased capacity, can give you the best of service.

Our New Chicken Houses

We have completed this summer two modern chicken houses, each 150 feet long, designed by the Poultry Department of the Northwest Farmstead of Minnesota. These are made with concrete foundation and floors, four inch side walls insulated with sawdust, eight inches of sawdust insulated in roof. Ample window and ventilation space and the finest systems of roosts, nests, dropping board and scratch space imaginable.

These houses are divided into individual breed houses, each 50 feet long with a run-way that width 700 feet north and south through a field of sweet clover, giving the chickens ample green feed through the entire summer; then we grew many acres of feterita which gave us a yield of more than 60 bushels of the best possible grain for chicken feed, to the acre. Then a number of acres of mangels and carrots for the green feed which they will need this winter.

Our entire chicken ranch is equipped with water system laid below the frost line so that we have ample water in all of the houses and in the yards at all times. Nothing will retard the growth and egg production greater than lack of water. See that it is before the chickens at all times.

If you are interested in building new houses of any size, we advise that you write the Northwest Farmstead and they will advise you through that department, saving you money and giving you the best possible houses.

Cockerels—We can furnish cockerels of all of the varieties of birds listed by us, all of the best strains and you may place your order, sending the amount of money you wish to invest and our expert will make the bird selection for you. You will note that the price on the same variety covers a range of several dollars. This does not mean that the lowest priced bird is not good, because we will send nothing but good birds, no matter what the price. But it does mean that the higher priced birds are the best ones.

Cockerels are all packed in a proper shipping crate and can be shipped at any time. You will be pleased with our expert's selection of the bird for you.

EXHIBITION QUALITY CHICK PRICE LIST

We Pay Transportation Charges on Baby Chicks

VARIETY	Chicks				
	25	50	100	500	1000
Barred Plymouth Rock	\$ 5.00	\$ 9.50	\$13.00	\$85.00	\$160.00
Buff Rocks	6.00	11.00	23.00	95.00	180.00
White Plymouth Rocks	6.00	11.00	23.00	95.00	180.00
Jersey Black Giants	10.00	19.00	35.00	140.00	270.00
Rose Comb Anconas	5.50	10.00	19.00	90.00	170.00
White Wyandotte	6.00	11.00	23.00	95.00	180.00
Silver Laced Wyandottes	6.00	11.00	23.00	95.00	180.00
R. C. Rhode Island Red	6.00	10.00	19.00	90.00	180.00
S. C. Rhode Island Red	6.00	10.00	19.00	90.00	180.00
S. C. Buff Orpington	6.00	11.00	23.00	95.00	180.00
S. C. Brown Leghorn	4.50	8.00	15.00	75.00	130.00
S. C. White Leghorn	4.50	8.00	15.00	75.00	130.00
S. C. Black Minorca	5.00	9.00	17.00	80.00	150.00
	25	50	100	500	1000

STANDARD QUALITY CHICK PRICE LIST

We Pay Transportation Charges on Baby Chicks

VARIETY	Chicks				
	25	50	100	500	1000
Barred Plymouth Rock	\$ 4.75	\$ 8.00	\$12.00	\$75.00	\$140.00
White Plymouth Rock	5.00	9.00	17.00	80.00	150.00
Buff Plymouth Rock	5.00	9.00	17.00	80.00	150.00
White Wyandotte	5.00	9.00	17.00	80.00	150.00
Silver Laced Wyandotte	5.00	9.00	17.00	80.00	150.00
Golden Wyandotte	6.00	11.00	23.00	90.00	180.00
R. C. Rhode Island Red	4.75	8.50	15.00	75.00	140.00
S. C. Rhode Island Red	4.75	8.50	15.00	75.00	140.00
Buff Orpington	5.00	9.00	17.00	80.00	150.00
White Orpington	6.00	11.00	23.00	90.00	180.00
Light Brahma	7.00	13.00	22.00	100.00	200.00
Black Langshan	5.00	9.00	17.00	80.00	150.00
S. C. Black Minorca	5.00	9.00	17.00	80.00	150.00
S. C. Mottled Ancona	4.50	8.00	15.00	75.00	150.00
R. C. Ancona	4.50	8.00	15.00	80.00	150.00
S. C. Buff Leghorn	4.50	8.00	15.00	80.00	150.00
R. C. Buff Leghorn	4.50	8.00	15.00	80.00	150.00
S. C. White Leghorn	4.00	7.50	14.00	65.00	125.00
R. S. Brown Leghorn	4.00	7.50	14.00	65.00	125.00
S. C. Brown Leghorn	4.00	7.50	14.00	65.00	125.00
Small Mixed Chicks	at \$13.00 per hundred.				
Large Mixed Chicks	at \$15.00 per hundred.				

Price List of Cockerels. Any variety, excepting the Jersey Black Giants and Leghorns, \$4.00 to \$3.00, each. Leghorns \$3.00 to \$4.00 each. We are sold out of Jersey Black Giant cockerels.

Tilly Williams, Wishek, N. D. 1925.

I wish to thank you for the prompt shipment of fine baby chicks. All came thru O. K. and doing fine.

Victor Eppe, Roswell, S. D. 1925.

My baby chicks got here last week and I am well satisfied. There were 101 live ones out of the 100 ordered.

Henry Mythen, Concord, N. D. 1925.

Received the baby chicks on the 15th of May and all in good condition.

Rose Foley, Jackson, Nebraska 1925.

Received the baby chicks last Friday. They came in fine shape and are a nice bunch.

W. M. Covell, Sykestron, N. D. 1925.

The baby chicks came thru fine. Thanks for the fine quality. Gurney seeds have always made good with me.

Florian Froemel, Madison, Neb. 1925.

We received the chicks Tuesday. They were all alive and we thank you very much for them.

Miss Louise Dickey, Long Lake, Minn. 1925.

Chicks arrived April 1st in fine condition—all alive. They are a lively bunch and I am very well satisfied with them. Thanks for your promptness in filling the order.

Henry Hauser, Fountain City, Wis.

Received the 100 Golden Wyandotte Baby chicks. I am well pleased with them—only one dead.

Mrs. George S. Wallace, Byers, Colo.

Chicks arrived yesterday, and I am very pleased with them. They are all alive today.

Mrs. Andrew Iverson, Carson, N. D.

We received the baby chicks and they are all O. K. No dead ones and we thank you for the extra ones.

Mrs. Frank L. Duikel, Hoople, N. D.


I want to let you know that the baby chicks are just as lively and nice as they can be. I was surprised to see how nice they come owing to severe cold weather. They are sure a healthy bunch.

A perfect round, white skinned, shallow pink eyed potato, maturing earlier than any other white potato. Highest quality, immense yielder.

1 lb. 40c; 5 lbs. postpaid, \$1.30; 15 lbs. \$1.75; 30 lbs. \$3.00; 60 lbs. \$5.50; 300 lbs. \$25.00.


HARRISON MAIN CROP PEAS
 Absolutely the best high quality, main crop pea. Out-yields other varieties, second early.

1 lb. 40c; 10 lbs. \$3.00; 25 lbs. \$7.00; 50 lbs. \$13.00; 100 lbs. \$25.00.



WASHINGTON ASPARAGUS

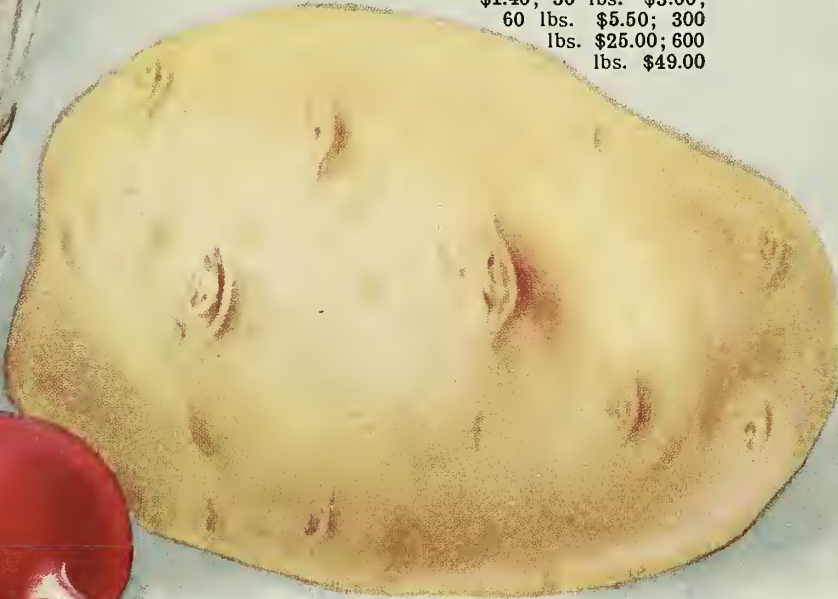
This new variety is rust-resistant. Produces large stalks in abundance and is much superior to the old variety. We furnish it in either roots or seed; SEED: Pkg. 10c; oz. 20c; ¼ lb. 60c; ½ lb. \$1.00; 1 lb. \$1.75; Plants: 1 year old, 50, 90c; 100, \$1.60; 1,000, \$8.00. 2 year old: 50, \$1.50; 100, \$2.50; 1,000, \$15.00.



GURNEY'S BUGLESS POTATO

The highest yielder best quality, best keeping, drouth resisting and more immune from bugs than any other potato grown.

1 lb. 35c; 5 lbs. \$1.40; 30 lbs. \$3.00; 60 lbs. \$5.50; 300 lbs. \$25.00; 600 lbs. \$49.00



GURNEY'S ALL SEASON RADISH

A beautiful round, scarlet radish. May be used from the time it is the size of a nickel or later when it reaches the size of a turnip. Good thru the entire season. Packet, 10c; oz. 20c; ¼ lb. 50c; 1 lb. \$1.75.



WHITE PLYMOUTH ROCK
Cockerels,
\$4.00 to \$8.00




RINGLET BARRLED PLYMOUTH ROCK
Cockerels,
\$4.00 to \$8.00



BUFF LEGHORN
Cockerels,
\$3.00 to \$4.00



SILVER LACED WYANDOTTE
Cockerels,
\$4.00 to \$8.00



WHITE LEGHORN
Cockerels,
\$3.00 to \$4.00



WHITE WYANDOTTE
Cockerels,
\$4.00 to \$8.00



SINGLE COMB RHODE ISLAND RED
Cockerels,
\$4.00 to \$8.00.



BUFF ORPINGTON
Cockerels,
\$4.00 to \$8.00

SOL-HOT CANOPY BROODERS


The New Features for 1926

Last Year's Sol-Hot Was a Focal Sensation—conceded by all as the best in brooder equipment. This year we have made it better than ever and with the New Instant Oil Level adjustment and other New Exclusive Features mentioned below at No Advance in Price puts the New 1926 Sol-Hot still farther in the lead of all others.

All last season's strong features—Metal Oil Container, Safety Screen and Fuel Economizer are retained.

More New Features—No Advance in Price.

Every year a step nearer perfection—Our Policy.



THE NEW 1926 SOL-HOT BROODER

Is It a Wonder Sol-Hot Leads?

The new features that are important and essential for proper brooder operation found only on the Sol-Hot:

- 1—Instant oil level adjustment.
- 2—The improved non-leakable valve.
- 3—Pressed steel electric welded oil container.
- 4—Drawn float chamber, cone shape top, etc.

A Very Important Feature

A very simple device. It is the biggest thing ever developed for easy and successful operation of an oil-burning brooder.

If you have operated ordinary oil brooders you know from experience the trouble you have in securing and maintaining the proper oil level—had to see your floor was level, requiring blocking first one corner then the other to secure proper flow of oil to burner. Then after you thought you had it, had to do it all over again.

All this is eliminated with the NEW OIL LEVEL—no difference whether your floor is level or not. Simply turn the hand screw adjustment. This raises oil container up or down and sideways until it is in proper relation to the burner so oil flows just right, securing the proper oil level. Just a few seconds is all that is required.

Enables you to move your brooder from place to place. A few turns and you have proper adjustment for new location.

It is important features like this found only on the Sol-Hot which means much to you in freedom from trouble and the safety and comfort of your chicks.

Prices of Complete Brooders

Capacity	Price
Baby Sol-Hot—New Model 24-inch Canopy	75 \$10.50
34-inch Standard Sol-Hot Brooder	300 \$15.75
44-inch Standard Sol-Hot Brooder	500 18.00
54-inch Standard Sol-Hot Brooder	1000 20.00
54-inch Giant Sol-Hot Brooder	1000 22.50
64-inch Giant Sol-Hot Brooder	1000 24.50

We have adopted the policy of keeping our products up-to-date. Improvements are added as developed. The new features added this season to GIANT HEATER will appeal to every poultryman brooding large flocks of chicks:

Increased Heat Production—A large, steady blue flame.
Reduced Oil Consumption—More heat with less oil.

No Gases or Odors—Absolutely eliminated.
 Study these features which make the new Giant the acme of burner construction.

Winter Fountains

A simple and reliable fountain with heater. Made of heavy galvanized iron, easily filled, with nothing about it to get out of order.

The fountain has a capacity of 5 gallons, and the lamp holds sufficient kerosene to burn continuously for one week.

The fountain can be removed from the heater and used independently when desired.

Packed one in a box. Shipping weight, 9 lbs. complete.

No. 75 each \$3.60 per doz. \$43.20



CAPACITY-5 GALLONS

Conkey's White Diarrhea Remedy

As a preventive of bowel troubles, White Diarrhea and other digestive complaints, this preparation has given great satisfaction for many years. Play safe—keep this remedy in the drinking water until the danger period is past. Also recommended as a preventive measure and for treatment of coccidiosis.

Prices—30c, 60c, \$1.20; or 35c, 65c, \$1.30 postpaid. Breeder size (1200 Tablets)—\$4.00; or \$4.10 postpaid.



Poultry Tonic

Helps birds get more out of their feed; they produce more eggs and better flesh on **Less Feed**, by better digestion and assimilation. Tonic is all medicine—free from filler, red pepper, and "hot stuff" to over-stimulate the birds and break down their health. Buildsona natural, healthy basis, inducing steady and persistent laying.

Prices—Box 50c.

Roup Remedy

When birds sneeze, froth in eyes, or run at nose put Roup Remedy in the drinking water. Better still, always at the first sign of "roupy weather" place Roup Remedy in fountains—it's a great preventive. We use it.

Price—Pags., 60c.

The Vent Treatment for Exterminating Poultry Lice

Stanfield's Lice Kill is the Vent Treatment. One application of Lice Kill (the size of a pea) rubbed on the fowl just below the vent is **GUARANTEED TO ELIMINATE LICE**.

If it fails to do this money will be refunded.

Big Tube for 200 Fowl, prepaid... \$0.60
 A dollar bill brings you Two Tubes prepaid.

Premiums won by us on our birds at the Greater Northwest Poultry Show—1000 birds competing in this show.

Single Comb Brown Leghorns:
 Second, third, fourth and fifth on cockerels; first, second, third, fifth on pullets.

Buff Wyandottes Cockerels:
 First, second and third.

White Rocks:
 Fourth and sixth

White Rocks:
 Third young pen.

Bronze Turkeys:
 Second, third and fourth.

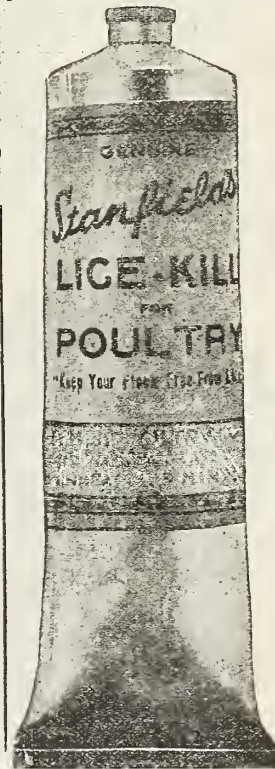
Jersey Black Giant Cockerels:
 Second, fourth and fifth.

Jersey Black Giant Hens:
 First, fourth and fifth.

Pullets, Jersey Black Giants:
 Second and third.

Old Pen Jersey Black Giants:
 First.

Golden Wyandottes:
 On hens, first, second, third, fourth.
 First Prize on largest and best display.




Handy Run Board Coop—Fits Any Auto

Handy for hauling live poultry or vegetables to market. Fits on running board; two decks. Frame No. 4, and intermediate wire No. 11, galvanized steel electrically welded. Plenty of ventilation assures delivery to market without loss.

Height, 24 in., 13 in wide, 40 in. long; about 8 feet of floor space. Shipping weight, 23 lbs. Can be shipped via express of freight only.
No. 87—Run Board Coop, each \$2.75.

No. 12—Moe's Round Feeders. Diameter 8 1/4 in., with 12 feeder holes. Packed 1/2 gross in a carton. Shipping weight, per gross, 100 lbs.; per dozen, 10 lbs.
Price each, 25c; per doz., \$3.00; per gross, \$35.00.



(Flower Seed Continued from Page 40)

Dianthus, Pink Heddewegia

For brilliancy of coloring and markings, as well as beautiful forms of flowers, this family cannot be surpassed. The colors range through white, pink and crimson to the very deepest maroon; many varieties are finely fringed. Hardy biennials, but are better treated as annuals, as they bloom early from seed sown in the spring. Fancy mixed. **Pkt., 10c.**

Dianthus—Chinese or Indian Pinks—Hardy biennials; bloom early from seed; extra double flowers in choicest mixture of bright single colors, variegated and spotted. One of the finest for massing in beds. **Pkt., 10c.**

Dianthus Nobilis—This is of the Royal pinks, covering a range of rose, pink and dark crimson shades, with dark eyes, petals double and lacinated. Very compact bushes, living for two seasons. Flowers exceptionally large. **Pkg., 15c.**

Dianthus Lacinated Splendens—This is the hardy garden pink, with the petals lacinated so that it is a waving mass of beautiful colored flowers blooming from early summer until late in the fall and living through to the next year for another season of unrivalled flowering. **Pkg., 15c.**

Escholtzia

Burbank's Crimson Flowering—This was raised by selection for nine years from one of our common California "Poppies," which showed a thread of crimson on the inside of one of the petals. The plants grow about one foot high and a foot or more across. **Pkt., 10c.**

Golden West—A grand strain of the well-known favorite California Poppies. The flowers have large, overlapping petals, which are often delicately waved at the edges, showing beautiful and varied forms. The color is an intense shining yellow, with an orange blotch. Hardy annual. **Pkt., 10c; oz., 25c.**

Four o'Clock, Marvel of Peru

A handsome, free-flowering, half-hardy perennial, blooming the first season from seed. The flowers, which are produced in clusters, open in the afternoon and wither the next morning. They can be kept like Dahlias. Our mixture contains a fine variety of colors. **Pkt., 10c; oz., 30c; ¼ lb., 60c.**

For-Get-Me-Not

This charming little blue flower succeeds best in damp, shady situations, but will thrive in almost any soil. The Victoria Blue which we offer is the largest flowering, and continues to bloom the longest of any. **Pkt., 10c.**

Gypsophila, or Babies' Breath

The flowers are small, star-like and borne on feathery sprays, which are highly esteemed for cut flowers, as they lend a most graceful effect when combined with Sweet Peas or Nasturtiums in bouquets. **Pkt., 10c.**

Hibiscus or Mallow

Shrub-like plants growing from four to six feet high and bearing bright colored flowers varying from three to five inches in diameter. Perfectly hardy and therefore excellent for mass planting with shrubbery. A fine background for any garden. **Pkt., 10c.**

Heliotrope

Highly valued for the fragrance of their flowers and duration of bloom. Tender perennial, one foot. Easily grown from seed, blooming the first summer if sown early.

Lemoine's Giant Hybrid. Choice mixed. **Pkt., 15c.**

Everlasting or Eternal Flower—Helichrysum

These are of the most beautiful colors, pink, white, red, yellow, lavender. They bloom on good, strong stocks, standing 3 to 4 feet high and are as beautiful as any of the annuals you can have. Cutting these just as the buds commence to open, retaining their delicate colors perfectly and remain beautiful for several years. These are the genuine everlasting flowers. Plant liberally of these. Cut large quantities of the just opening buds and retain them for the holidays and for special occasions. Add a few green fern leaves or Flumosus fronds and you will have most beautiful bouquets for all occasions. **Mixed—Pkt., 10c.**

Fireball—A beautiful flower glistening in the sunshine like a burning coal. **Pkt., 10c.**

Golden Globe—A beautiful branching plant covered continuously during the summer; flowers of golden yellow. The waxy finish makes them shine as though varnished. **Pkt., 10c.**

Silver Globe—This is a variation from the white eternal flower as it has a grayish shiny cast of silver; a wonderful bloomer holding its color indefinitely. **Pkt. 10c; 1 each of above, 30c.**

Amaranthus—Brilliant foliaged annual, growing from 3 to 5 feet high, some of the varieties bearing curious racemes of flowers. All of these are useful as the tall plants for the center of large beds. They thrive best in hot sunny locations, and should be given sufficient room to develop to their full beauty. **Pkt., 10c.**

Gurney's Sunrise—The most brilliant of this brilliant family. The foliage bronzy-crimson, each branch terminating with a cup of bright scarlet-crimson leaves. It is used with fine effect in the best of the large city parks. **Pkt., 15c.**

Japanese Variegated Hop

Where an attractive climber is desired that will stand rough usage there is nothing better. The leaves are strikingly variegated; the first color is bright deep green, distinctly marked and blotched with silvery white tinged with yellow; now and then a leaf will be almost snowy white, and another one, almost pure green. A strong grower—20 to 30 feet in a few weeks' time; not injured by heat or insects. Sow early in May. **Pkt., 10c; 3 pkts. for 25c.**

Hardy Perennial Sunflowers

Mixed—Contains the finest single-flowering hardy perennial sorts. Seeds sown early will produce flowering plants the first year; as subjects for the hardy border as well as for cutting they are of great value. **Pkt., 15c.**



DIANTHUS

A fine background for any garden. **Pkt., 10c.**



FORGET-ME-NOT



HELICHRYSUM

OR EVERLASTING FLOWER



HYACINTH BEAN

the most desirable climbing vines, grows rapidly, produces clusters of beautiful flowers and then covers itself with the bright pods. I want to say that all of the buildings at the Hospital are as well cared for and made just as beautiful as this one. The grounds are kept equally well and the whole institution is a credit to the United States.

Splendid climbers with abundant clustered spikes of purple and white flowers. It is of rapid growth and often runs 30 feet in a season. Height, 10 to 20 feet. Tender annual. **Pkt., 10c; oz., 25c.**

Hunnemannia

(Giant Yellow Tulip Poppy, or Bush Eschscholtzia)

Fumariaefolia — This is by far the best of the poppy family for cutting, remaining in good condition for several days. Seed sown early in May will, by the middle of July, produce plants covered with their large buttercup-yellow poppy-like blossoms and never out of flower until hard frost. The plants grow about 2 feet high, are quite bushy, with beautiful feathery glaucous foliage. **¼ oz., 25c; pkt., 10c.**

Iris (Flowering Flag)

Kaempferi (Japanese Iris) — The seeds we offer have been saved from our own unrivalled collection, and should produce only varieties of the highest merit. Blooms the second year from seed. **¼ oz., 30c; pkt., 10c.**

Hollyhock

Mammoth Fringed Hollyhock, Allegheny — The flowers of this grand variety are from 4 to 6 inches across, single, finely fringed and curled. Colors, shell pink, rose, and ruby red, crimson and maroon. The blooming season is from June until frost. **Choice mixed, pkt., 10c.**

Double — The statelyst of all flowers growing to a height of six feet and taller and covered with large, brilliant colored flowers in various forms. We have improved this old garden favorite until they are the highest and best type yet developed. Colors ranging from white and apricot, rose, cerise and crimson, to the darker shades of wine, maroon, and black. Our strains will surely please you. Every garden should have some of these majestic flowers. **Pkt., 10c; oz., 35c.**

Gurney's Bright Red Hollyhock — Many people wish to grow hollyhocks of straight varieties for particular purposes. The seeds of these straight varieties are saved from the finest double flowers and will give you satisfactory results. **Pkt., 10c.**

Gurney's Yellow Hollyhock — Produces plants from 6 to 8 feet tall, covered nearly from the ground to tip with monstrous yellow flowers. **Pkt., 10c.**

Gourds

Gourds — A tribe of climbers, with curiously shaped fruit in various colors. Being of rapid growth, they are fine to cover old fences, trellises, stumps etc. Do not plant the Seed till the danger of frost is over, and select rich mellow ground. Tender annual climbers, 10 to 20 feet. **Fine mixed, pkt., 10c; oz., 15c.**



MIXED GOURDS

Calabash Pipe Gourd — A rapid growing climbing annual from South Africa. The very popular Calabash Pipes are made from the fruit. When grown to make pipes it is best to let the vines run on the ground like cucumbers. These pipes are very light and color nicely. **Pkt., 10c.**

Nest Egg Gourd — **Pkt., 10c.**

Ice Plant

Handsome plant for baskets, rock work, vases and edgings. Leaves and stems appear as though covered with ice crystals; easily grown. **Pkt., 10c.**

Geranium

(Pelargonium.) When properly grown, the constant succession of bloom until frost comes, the brilliant colors of the flowers and the exquisite zone or horseshoe markings of the leaves of some of the varieties, render the Geranium very desirable for pot culture as well as for bedding out of doors and for growing in window boxes.

Sow in a pot or box in the house in rather light soil, preferably containing a little leaf mold and sand. Keep as near 65° F. as possible. Water moder-

Hyacinth Bean

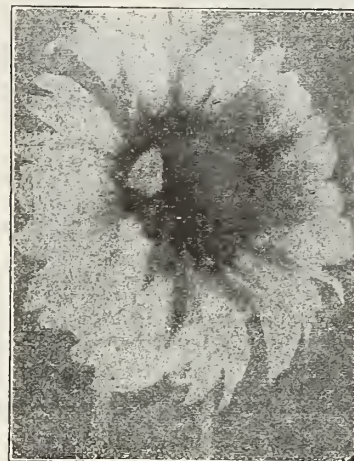
(**Dolichos Lablar**) — This photograph is taken at the South Dakota Hospital for the Insane. It shows one of the men's buildings with the beautiful Hyacinth Bean nearly covering the front of it. Makes one of

ately, and as soon as the third leaf appears, pot in two-inch pots. Plunge the pots or set in open border, and on approach of frost remove to cover. They will blossom the succeeding spring.

Scarlet Mixed (Zonale) — The seed we offer will produce a large percentage of double flowers in many beautiful shades. **Pkt., 25c.**

Double Sunflower

Helianthus, or Double Sunflower — Double Chrysanthemum flowered. This variety grows about 6 feet high, and bears profusely all summer long. The perfectly double flowers are bright yellow and of many different sizes, from 3 to 6 inches in diameter. A row of these across our trial grounds this summer attracted great attention. **Pkt., 10c; oz., 20c.**



GAILLARDIA

bloom for a number of months in succession. They are compact, pyramidal, and globe shaped plants covered with beautiful flowers of varied colors, the flowers measuring about two to three inches across and of the most dazzling crimson. **10c per pkt.**

Ornamental Grasses

The ornamental Grasses serve the double purpose of rendering the mixed flower-bed or border attractive during the summer and for the use of the spikes or panicles in a dried state in winter bouquets. For large beds or groups on lawns nothing gives a finer effect, and they are now largely used in prominent position in many of the finest public parks, etc. The following are the most popular varieties:

Briza Maxima (Quaking Grass) — In great demand for grass bouquets. **Pkt., 5c.**

Coix Lachrymae (Job's Tears) — Broad, corn-like leaves and hard, shining pearly seeds; annual. **Per oz., 20c; pkt., 5c.**

Eulalia Zebrina (Zebra Grass) — Light green, barred with creamy white. Variegation runs across foliage. **Pkt., 10c.**

Gynerium Argenteum (Pampas Grass) — White silvery plumes; perennial; blooms the second season. **Pkt., 10c.**

Pennisetum Longistylum — Extremely graceful greenish-white plumes excellent for beds; annual; 2 feet. **¼ oz., 30c; pkt., 10c.**

Ruellianum (Purple Fountain Grass) — Graceful green foliage and purplish plumes, unequaled as an edging to a bed of Cannes or other tall plants; annual; 3 feet. (See cut.) **Per ¼ oz., 30c; pkt., 10c.**

Uniola Latifolia (Spike Grass) — A pretty native perennial variety, with very ornamental graceful drooping panicles; 3 to 4 feet. **Pkt., 10c.**

Zea, Maize Japonica — A dwarf growing, fine leaved, white and green striped corn, resembling the old ribbon grass, but more beautiful and should be used liberally in the flower garden or with the ornamental grasses. This is a very attractive plant; grows anywhere. **Pkt., 10c.**

Collection Grasses — 8 varieties, **Pkt., each 50c.**

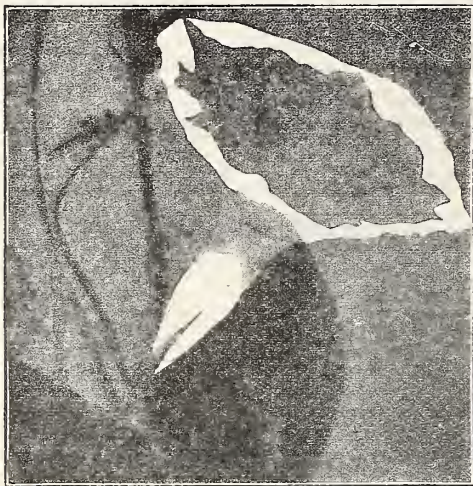
Mrs. Arthur M. Hodgin, Reliance, S. D. Nov. 12, 1925.

I am enclosing a photo of our son Kenneth, and a Kleckley sweet watermelon. Weight, 45 pounds, raised from Gurney seed.

Mrs. M. Sullivan, Fairfield, Mont. Feb. 6, 1925.

I always buy many of your seeds from our dealer here, but he does not have in his case some of the varieties I need. I won first prize at the Fair on Gurney's Stratagem Peas and Golden Bantam Corn, also on Swiss Chard, Carrots, Potatoes, etc., all dry land grown. I have always had good success with your seed. I am enclosing some of my blue ribbons.





MOON FLOWER

Lobelia — Crystal Palace

A most excellent and useful plant for bedding. Compact, erect growth, flowers deep blue. Seed should be covered lightly. **Pkt., 10c.**

Lily of the Valley — Very small and sweet and dainty; the creamy white scalloped bells pendant along slender stems. They make up (with their broad shiny leaves) into dainty bouquets of fragrance. They spread actively from the roots and soon reclaim shaded, cold ground which otherwise would be cheerless and barren. **Pkt., 15c.**

Linnum or Scarlet Flax

One of the most showy annuals for flower beds and masses. Brilliant crimson-scarlet flowers, 1 inch across, borne in wonderful profusion. **Pkt., 10c; oz., 25c.**

Delphinium Larkspur, Annual Varieties

The branching variety grows two feet high, and should stand eighteen inches apart. The annual varieties are very free bloomers, and produce large spikes of flowers, white, pink, rose, light blue, dark blue and violet. In some varieties the flowers are double, in others single. The beautiful plume-like foliage is very ornamental.

Double Rocket — One foot in height, mixed colors. **Pkt., 10c.**

Delphinium True Perennials

Delphinium Chinensis (Azure Fairy) — This is the best of all of the Delphinium, blooming very early, branching very close to the ground and producing long fronds of azure blue flowers. **Pkg., 15c.**


Delphinium — Hardy Larkspur — Bloom freely the first year from seed. In our trial grounds, these are the most showy of any of the flowers for the longest period during the first season. The flowers vary in shade from light lavender to the deepest blue. They are borne on spikes eighteen inches to three feet high and are excellent cut flowers. The advantage of this hardy Delphinium is that when you plant them you have them for several years. They come up and bloom early in the spring. **Pkt., 10c; 3 pkts., 25c.**

Album — The true perennial delphinium or Hardy Larkspur is generally only known in the blue colors but there are a number of other colors including the pure white of the Album. **Pkt., 10c.**

Primrose Primula

Primroses are charming plants which blossom freely during the spring and winter. They are of easy culture and should be sown from March to May and again in July to August for a succession of bloom. All make splendid pot plants and some blossom freely out of doors even during the winter.

Giant Flowered — The beautiful Fringed Chinese and Obconica Grandiflora are large flowered, bloom freely for several months and are of the very best house plants. We offer only the best seed. **Giant Flowered Mixed** — **Pt., 25c.**



MORNING GLORY

are the taller in growth, and produce large, self-colored blossoms. The French varieties are smaller, some of them being elegantly striped and spotted. The dwarf-growing kinds adapt themselves to spots where the taller varieties would be unsuitable. They succeed best in a light soil, with full exposure to the sun. Annual.

African Marigolds — Mixed varieties. **Pkt., 10c; oz., 40c.**

French Marigolds — Mixed. **Pkt., 10c; oz., 40c.**

Marigold Tagetes — This is of the Pumila or miniature type, flowers bright orange, produced in abundance and extra fine for border work. Growing only about eight to ten inches high. **Pkg., 10c.**

Marigold Golden Ball — Brightest golden yellow flowers outcurved forming a perfect ball. One of the most satisfactory and easily grown annuals. **Pkt., 10c**

Ipomea, Moon Flowers

Tender annuals of rapid growth, with beautiful and varied flowers; for covering old walls, trellises, arbors or stumps of trees they are invaluable; 15 to 20 feet.

Heavenly Blue — Flowers, 4 to 5 inches across in large clusters produced in such abundance as to nearly hide the foliage; color a beautiful sky blue. **Pkt., 15c.**

Mixed, including blue, red and white. **Pkt., 10c.**

Ipomea Mikado — A new Japanese climbing vine, producing flowers measuring from 4 to 5 inches across, in the greatest variety of colors. The leaves are large, glossy dark green, and will grow to the height of 20 feet in a very short time. **Pkt., 10c.**

Ipomea Bona Nox — This is the Goodnight or Evening Glory. Flowers very large violet; commence opening in mid-afternoon and remaining open all night. **Pkt., 10c.**

Japanese Kudzu Vine

The most remarkable climbing vine of the age and should be planted by everyone for dense shade of porches, arbors, or places where you wish to screen outbuildings. It comes from Japan, the land of the flowers and of the most curious vegetable productions. The blossoms are large and borne in pinnacles like Wistaria, much larger in size and better clusters. Color, purple; blossoms very freely and early. It requires but little care and its hardy nature commends it to all. **Large pkt., 10c; 1 oz., 35c.**

Lupinus


Mixed — Deep blue Texas Lupin — Loveliest spikes of deepest sea blue flowers, delicate fragrance, easily grown and very satisfactory. **Pkt., 10c.**

Kochia, or Summer Cypress

An easily grown annual about 3 feet high. Throughout the summer it is a beautiful green, but turns to a bright red in autumn. It is of perfectly rounded form, with very fine foliage and stems. Is used for ornamental exhibits or borders. **Pkt., 10c.**

Lychnis

Chalcedonica, or Burning Star — One of the greatest hardy biennials, which grow and bloom year after year, requiring no protection and easily started. Color, brilliant scarlet. **Pkt., 10c.**



KOCHIA

Mignonette

Seeds of Mignonette may be sown at any season, so that a succession of flowers can be secured. Seeds sown early in the garden will give flowers through the summer. Very few cultivate the Sweet Mignonette compared with the many that might show their love for this sweet little flower. Annual.

Sweet — Well-known fragrant. **Pt., 10c; oz., 30c.**

Lathyrus Latifolius (Perennial Sweet Peas)

Lathyrus Latifolius — (Perennial Sweet Peas) — Hardy vines of robust growth resembling Sweet Peas, but the flowers are not fragrant. Blooms through a long season and are excellent as cut flowers. The plants die down in the fall and start growing from the roots early in spring. Height, six feet. **FINEST MIXED.** White, pink, and rose. **Pkt., 10c; 1/4 oz., 50c.**

Queen Anne Lace Flower

"In ye olden days" the Queen Anne lace was the most delicate and beautiful, and Nature has done its best to reproduce the delicate figures and beautiful patterns in this flower. The color is a charming, dainty baby blue. This Queen Anne Lace flower is one of the best for cut flowers, and when made up in corsage or table bouquets with sprays of Gypsophalia or other dainty foliage, it will please the most exacting. Easily grown; early and profuse bloomer. **Pkt., 10c.**

Mourning Bride

Scabiosa or Sweet Scabious — An old-fashioned but most attractive flower. Its great abundance and long succession of richly colored, fragrant blossoms on long-stems make it one of the most useful decorative plants of the garden. Desirable for cutting as well as for beds and borders. Flower heads about two inches across; florets double, surrounding the thimble-shaped cone, and giving a fancied resemblance to a pin cushion.

Seed may be sown in place as soon as ground can be worked; or for earlier blooming sow in hotbed early in spring and transplant one and one-half feet apart. Hardy annual; about two to two and one-half feet high. **Pkt., 10c.**

Marigold

The African and French Marigolds are valuable for their flowers in autumn, and can be grown to advantage in the little clumps with other plants in the front of shrubbery or in the garden border. The African varieties are the taller in growth, and produce large, self-colored blossoms. The French varieties are smaller, some of them being elegantly striped and spotted. The dwarf-growing kinds adapt themselves to spots where the taller varieties would be unsuitable. They succeed best in a light soil, with full exposure to the sun. Annual.

African Marigolds — Mixed varieties. **Pkt., 10c; oz., 40c.**

French Marigolds — Mixed. **Pkt., 10c; oz., 40c.**

Marigold Tagetes — This is of the Pumila or miniature type, flowers bright orange, produced in abundance and extra fine for border work. Growing only about eight to ten inches high. **Pkg., 10c.**

Marigold Golden Ball — Brightest golden yellow flowers outcurved forming a perfect ball. One of the most satisfactory and easily grown annuals. **Pkt., 10c**

Tall Morning Glories

Fine Mixed—A great variety of colors of the popular old-fashioned Morning Glory. **Pkt., 5c; oz., 15c.**

Imperial Morning Glory, Fancy Fringe—Exceptionally large flowers, beautifully fringed and ruffled, contains all and many more colors than the ordinary Morning Glory. **Per pkt., 10c.**

Scarlet Runner Beans

Scarlet Runners—A great favorite in England and Europe, not only as an ornamental climber, but for the delicious edible beans which succeed the sprays of bright scarlet pea-shaped blossoms. **Pkt., 5c; lb., 50c.**

Nasturtiums

I inspected the fields of Nasturtiums this summer when they were in full bloom; fields of more than ten acres in one body, a glowing, quivering mass of color. My wife compared it to an immense velvet carpet. It was a wonderful sight and one that will not be forgotten. Small beds of Nasturtiums are equally as beautiful on a smaller scale. The Nasturtium is one of the flowers you should plant largely of; the dwarf fellows in the beds and borders and the tall fellows for covering fences, objectionable objects or low buildings.

Tall or Trailing Nasturtiums

These are all of strong, vigorous growth and can be trained upon strings or wires, or for covering fences or trellis.

Chameleon—It is unique in bearing flowers of quite distinct colorings on one and the same plant. It is one of the most brilliant and showy of all the dwarf nasturtiums. **Pkt., 10c; oz., 20c.**

Dwarf Pearl—This is a very pleasing, creamy-white, free bloomer and a good plant. **Pkt., 10c; oz., 20c.**

Vesuvius—Flowers very large, finely formed and the broad petals are salmon rose, heavily veined with salmon orange. Foliage dark green. Very beautiful. **Pkt., 10c; oz., 25c; ¼ lb., 60c.**

Queen of Tom Thumbs—These are the baby class of nasturtiums. Form, neatly rounded, with beautiful variegated and marble leaves of silvery white. Flowers rich purple crimson, which show to the greatest advantage against the background of silvery variegated leaves. **Pkt., 10c; oz., 35c; ¼ lb., 95c.**



MARIGOLD (GOLDEN BALL)



ROSY MORN

Double Giant Perfection Ten Weeks—Tall, late, flowering class. Choice mixed. **Pkt., 10c.**

Stocks, Bismarck Rose—Most of the stocks grow too tall and slender to be valuable in the Northwest gardens. This strain grows about eighteen inches high, branches freely from the ground and produces quantities of blood red flowers with white eyes. If you have been unable to grow stocks previously satisfactorily, this will surely be successful with you. **Pkt., 15c.**

Golden Leaved Scarlet—This exceptional and odd variety is outstanding among the varieties of Nasturtiums on account of the contrast of the velvety, maroon flower against the golden yellow foliage. **Pkt., 10c; oz., 25c; ¼ lb., 60c.**

Sunlight—Flowers of the largest size are most beautifully colored. Clear, rich golden yellow. In this you will find flowers measuring nearly three inches across and are produced most profusely. **Pkt., 10c; oz., 20c; ¼ lb., 45c.**

Midnight—Plants of extremely deep dark green foliage, flowers are a deep brownish red. The soft, velvety texture of petals is crumpled or partly folded. **Pkt., 10c; oz., 20c; ¼ lb., 45c.**

Ruby—Flowers of exceptional size and of deep rosy red, changing to lighter rosy pink. A beautiful variety. **Pkt., 10c; oz., 25c; ¼ lb., 60c.**

Tall Mixed—Including all of the above and hundreds of other varieties. **Pkt., 10c; oz., 15c; ¼ lb., 40c; lb., \$1.10.**

Tall Mixed—For pickling. The tender seed pods with a portion of the stem attached make delicious pickles. They should be gathered while green, packed in a jar until filled and then covered with cider vinegar, brought to a boil and still warm. **Extra large pkt., 10c; oz., 15c; ¼ lb., 30c; 1 lb., \$1.00.**

Dwarf or Tom Thumb Nasturtiums

These are dwarf, compact, rounded growth, and, like all Tom Thumbs, succeed on light, well-drained soil, or in slightly raised beds. The Tom Thumb Nasturtiums are much freer bloomers than any of the other varieties and are excellent for border plants.

King Theodore—Dark foliage and flowers of a rich, velvety crimson. **Pkt., 10c; oz., 25c; ¼ lb., 40c.**

Empress of India—Deep purplish green leaves, flowers dark rich salmon-scarlet. **Pkt., 10c; oz., 25c; ¼ lb., 40c.**

Tom Thumb Mixed—This mixture is composed of all of the best Tom Thumbs and is remarkable both for brilliancy of color and perfection of individual flowers. The low price at which we are offering this seed brings it within the reach of everyone, and it should be planted liberally. **Pkt., 10c; oz., 15c; ¼ lb., 40c; lb., \$1.10.**

Pyrethrum (Golden Ball)

This is especially desirable for markings, borders or designs. Grows about six inches high, produces a wonderful quantity of small golden flowers, which makes it extra desirable for borders, etc. **Pkt., 10c.**

Petunia

For outdoor decoration few plants are equal to this. They commence flowering early and continue a mass of bloom throughout the whole season, until late in the fall; easily cultivated.

Rosy Morn—This is of the new dwarf growing type, producing flowers of a most beautiful shade of pink, continuous blooming from early in summer until freezing weather. **Pkt., 15c.**

Single Grandiflora—Choicest mixed seed, saved from show flowers. Very large. **Pkt., 10c.**

Hybrida Striped Mixed—**Pkt., 15c.**

Howard's New Star—Each flower shows a large, distinct five-pointed white star on a bright crimson or purplish crimson ground. Late in the fall, when the weather becomes colder, the edges of the white star become feathery, with fine lines of rose and crimson, while on other flowers the entire white portion is suffused with soft rose pink. The plants begin to bloom early and flower profusely. **Pkt., 15c.**

Balcony Petunias

This type of single Petunias, although one of the best for general outdoor culture, is used most extensively for balconies, window boxes, hanging baskets, rockeries, etc. This strain begins blooming early in Spring and continues long after the first frosts. Seems to be no limit to its ability to flower, as it is one continuous mass of bloom. The more it is cut the more it blooms. **Pkt., 10c.**

Balcony Blue—Dwarf growing, almost continuously covered with velvety indigo blue blossoms. **Pkt., 10c.**

Balcony White—Identical in growth with the others but produces a pure white flower. **Pkt., 10c.**

Balcony Crimson—Produces rich, velvety crimson flowers, that can only be appreciated when you see them. **Pkt., 10c.**

Portulaca or Moss Rose


Moss Rose—There is scarcely any flower in cultivation that makes such a dazzling display of beauty as a bed of many-hued, brilliant-colored Portulacas. They thrive best in a rather rich, light loam or sandy soil, and an exposed sunny situation.

Single Mixed—All colors. **Pkt., 10c.**

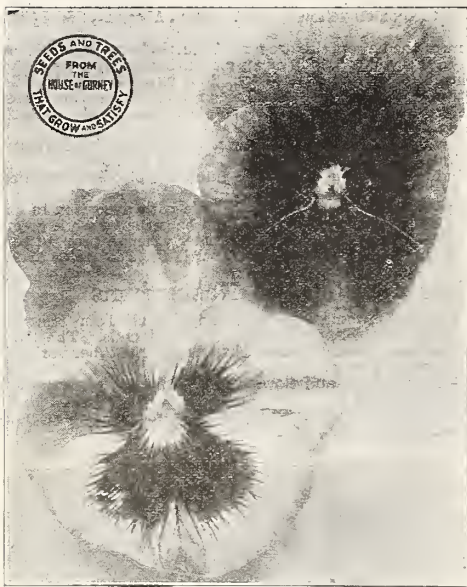
Double Finest Mixed—Flowers perfectly double, of the most brilliant scarlet, crimson, rose, white, yellow, etc. **Pkt., 10c.**

Stocks Gilly Flowers

The Ten Weeks Stocks are generally cultivated, and bloom from 10 to 12 weeks after being sown; they grow from 6 to 18 inches high, and when grown in light, rich soil they bear an immense quantity of bloom, each plant forming a perfect bouquet of delightful fragrance. Half-hardy annual.



PORTULACA



MASTERPIECE

Pansies

One of the most interesting classes of flowers grown. A bed of Pansies in bloom always has something new for you in variety of color and marking, every time you visit it. Are in bloom continuously from spring until late fall. The seed may be sown in the hot bed, in boxes in the house or in the open ground. Very best mixed. **Pkt., 10c.**

Gurney's Special Blend of Fancy Giant Pansies—The increasing popular demand for the highest class of Pansies leads us to offer you this blend of varieties that cannot be excelled, containing as it does the largest and most beautiful of all of the blotched, frilled and the smooth, well formed and monstrous Pansies with a range of color, covering all of Pansydom.

The texture of these flowers is heavy and velvety. The flowers are borne on large, stiff stems which make them of exceptional value for cut flowers, lasting as they do for many days. They are especially fine for center pieces for tables when used in low dishes with plenty of the Pansy foliage.

To secure the best results and the greatest number of flowers, they should be cut continuously from the time they commence blooming. They will then continue until freezing weather and often with a slight covering of straw will continue to bloom nearly through the Winter. These varieties are hardly enough to withstand most Winters and commence blooming as soon as the ground is thawed in the Spring, producing immense quantity of not so large flowers the second year.

The seed of this Special Gurney Blend is necessarily higher priced than the common, but is worth many times the difference. **Pkt., 30c; 1/8 oz., \$1.50; 1/4 oz., \$2.50.**

Special Strains

Orchid-Flowered—This distinct and beautiful strain will appeal to those who prefer delicate shades and soft tints of coloring. Includes orchid shades of chamois, pink, lilac, rose, orange, and lavender. **Pkt., 15c.**

Lord Beaconsfield—Ultramarine blue, shaded with violet. Gradually shading to a velvety white on the upper petals. **Pkt., 15c.**

Lord Baltimore—A fine counterpiece to President Carnot. Rich golden yellow with pure shining black blotch. **Pkt., 15c.**

Snow Queen—A magnificent pure white, of size and heavy texture. **Pkt., 15c.**

Masterpiece—This is the latest in pansies. The large flowers have such a mass of substance that they are waved and beautifully ruffled on the edges. **Pkt., 20c.**

Black King—Large coal-black flowers of velvety texture. **Pkt., 15c.**

Odier or Blotched, mixed. **Pkt., 10c.**

Trimardeau Giant—These include the best of the German Giant Pansies, ruffled edges and various colors. **Pkt., 15c.**

Poppies, Annual

This exceedingly showy and easily cultivated class of plants grows and blooms in any ordinary soil, and is among the showiest of all annuals. Sow the seed where the plants are intended to be grown.

Shirley—Fine for cutting, cut in the morning while the dew is on. The colors range from bluish-white through many tints to bright crimson. Mixed 2 1/2 feet. **Pkt., 10c; oz., 25c.**

Mikado—Very distinct in character and color from any other class of Poppies. The flowers are brilliant scarlet and white, with beautifully curved petals like a Japanese Chrysanthemum. **Pkt., 10c; oz., 25c.**

Double Mixed—Annual varieties. **Pkt., 10c; oz., 20c.**

Single Mixed—Annual varieties. **Pkt., 10c; oz., 20c.**

Poppy Peony Flowered—These are immense balls as large as the ordinary peony. Colors: very clear white to flaming scarlet. Stands about two and one-half feet high and bloom over a period of about four weeks. A bed of these is one of the most desirable in the annual garden. **Pkt., 10c.**

Poppy American Legion—Flanders Poppy—A new sentiment has been created around a common flower of the fields—the scarlet poppy. Immortalized in verse, in song, in picture, it now takes its proud place beside the more majestic blooms of the conservatory. All of us have a greater affection for the poppy after reading Lieut.-Col. J. D. McCrae's "In Flanders Fields." For garden cultivation in this country, poppies seem never to have been remarkably popular—possibly because despite their prolificacy they are fragile flowers and wilt quickly when cut. Nevertheless, it is the Schoolmaster's humble guess that the poppy is destined to take a more prominent place in our affection—and our gardens—than in past years. The association with the Fields of Flanders would accelerate this popularity. This is the regular Flanders poppy that the boys who were over there saw in the fields. Plant a package of these for the boys who went across. **Pkt., 10c.**

Poppies—Hardy Perennial Oriental Poppies

New Hardy Perennials, Oriental Red—This new race of Oriental Poppies when once planted, continue blooming for several years without further trouble. The flowers often measure 6 inches across and are of the most intense brilliant red. **Pkt., 15c.**

Gurney's Oriflamme—A gorgeous orange-scarlet, hardy poppy, blossoms for many years without replacing. Flowers will measure 6 to 8 inches across. **Pkt., 15c.**



MIKADO

Iceland Poppies

(Papaver Nudicaule)

Hardy perennials, flower the first year from seed, blooming almost as quickly as the annual sorts. They are of graceful, neat habit, with bright green fernlike foliage, formed in tufts, from which issue slender stalks about 12 inches high, bearing their brilliant flowers in endless profusion. They remain evergreen throughout the winter, coming into bloom early the following spring.

New Hybrid Iceland—The latest development in this lovely species, varying in color from sulphur yellow through different shades of orange to chamois and salmony-rose, some of which are very striking. **Pkt., 15c.**




PEONY FLOWERED

W. G. Hamilton, Mich. September 21, 1925.

I want to congratulate you for your introducing the Hullless Oats. I purchased 100 pounds from you last spring. Sowed 75 pounds of it and threshed 46 bushels—machine measure which would mean better than 70 bushels at 32 pounds per bushel. It was so dry here this summer that other oats were almost an entire failure. However, it did not seem to effect the Hullless.

My neighbors used to come and see this field. They will all have fields next year. I shall sow a field myself. They stood out better than other oats, some of them producing as high as 33 to 40 stems.



L. H. Gilcrist, Kadoka, S. D.
I am sending a picture of my little niece, Bonnie Jean Linn, watering my pansies growing from Gurney's seed. They have produced thousands of blossoms.


Saponaria (Bouncing Bet)

Caucasica flore pleno (Double-flowering Bouncing Bet)—A hardy perennial with white tinted rose, double flowers, produced all summer and fall; 15 inches. **Pkt., 10c.**

Vaccaria—A pretty and useful annual variety, grows about two feet high, and bears masses of satiny pink flowers somewhat like an enlarged Gypsophila; charming for cutting, adding grace to any arrangement of flowers. Several sowings should be made to keep up a succession of bloom. **Pkt., 10c; oz., 30c.**

Peony Seed

We gathered a quantity of these seeds, more than we shall need for our own use in the production of new varieties. Peony seed, you understand, do not reproduce true to their parent, but produce different varieties of flowers, single, semi-double and double. It is really worth while watching them from year to year, and as new varieties are produced in this way, you might secure something better than any of the varieties of today. They are very easily grown and bloom the second year after planting. **Pkt., 15c; oz., 65c.**



SEEDLING PEONY

Ricinus or Castor Bean

The Ricinus has very ornamental foliage and beautiful showy-fruit. Fine for the center of a bed, as it gives a magnificent semi-tropical appearance, or planted thick, it makes a fine screen or hedge. Plant seed in open, very rich, deep-spaded ground, in a dry situation as soon as safe in spring. **Cambodgensis**—The finest dark-foliaged Ricinus. Leaves maroon; stem nearly black; fruit bronzy purple. Five feet. **Pkt., 10c; oz., 15c.**

Platycodon (Chinese Bell Flower)—P

Perennial plants with showy flowers. Blooms from spring until early fall. Height, 1 to 2 feet. **Finest Mixed**—Blue and white flowers. **Pkt., 10c.**

Salvia, Scarlet Sage

America (Large Flowered Scarlet Sage)—Under our hot summer sun this "flame-colored" beauty is the most gorgeous of all plants. For months the blaze of flaming scarlet is intensely brilliant with great spikes of bloom, completely concealing the foliage. A single plant will carry as many as 200 spikes of flowers, each ten inches long. **Pkt., 15c.**

Salvia Golconda—Of all varieties of Salvia cultivated this is undoubtedly the most satisfactory and finest of them all. It grows about 20 inches high, pyramidal form, and is a mass of extra long racemes of fiery red, trumpet-shaped flowers. It is the earliest Salvia of any. Seed planted in the open ground will bloom by July 1st and continue until frost. The plants may be taken up from the open ground before frost and will bloom continuously in the house through the winter. It is easily grown from seed and comes true to name. For earlier flowers should be planted in a hot-bed and given same care as cabbage or tomatoes. Do not plant outdoors until danger of frost is over. **Pkt., 15c.**

Salpiglosis

Grandiflora—This has long been one of our favorite flowers but has never attained the popularity to which it is entitled. Nature can only plant its colors. It is a splendid half-hardy annual, with flowers of a peculiar richness, very delicately and beautifully pencilled. Very effective in the sunlight, which brings out the beautiful tints and veining. Unsurpassed for cutting.

After visiting the large flower seed growing farms and comparing one flower with the other, there were a few that were more satisfactory than all the rest, and Salpiglosis is one of the best. Grows about three and one-half feet high, producing flowers nearly as large and about the shape of the Morning Glory, and comes in almost every color that one can imagine, deep blue, purple, crimson, yellow, white etc. **Mixed, pkg., 10c.**

Scarlet and Gold—This is one of the most beautiful of the bright colored varieties of Salpiglosis, selected from more than fifty varieties. A beautiful scarlet flower with gold markings. **Pkg., 15c.**

Violet—This flower is like the most beautiful piece of velvet cloth you can imagine. The best of the darker colors. **Pkg., 15c.**

Gurney's Crimson—This brilliant crimson, large flowered salpiglosis is one of the most attractive of this very attractive summer flower. **Pkt., 10c.**

Gurney's Rose and Gold—To appreciate this, have a little spot in the corner of the flower garden, plant to the various salpiglosis and you will have an abundance of the flowers during the summer. **Pkt., 10c.**

Sweet William, Hardy Perennials

The best varieties of Sweet William are of exceedingly beautiful colors, very large and perfect in form, with trusses of great size. Treatment as for Carnation. The plants are perfectly hardy, and may be increased by division of the roots. The colors pass from white to pink crimson, carmine and purple, with distinct eye encircled out flowers. It is well to raise new plants every year from seed, for old plants become debilitated and unsightly, and the flowers decrease in size.

Perfection—(Auricula-flowered)—Single varieties, mixed. **Pkt., 10c.**

Dwarf Mixed—These seldom grow over 6 to 8 inches high. Profuse bloomers; excellent for borders or edging. **Pkt., 10c.**

Sweet Violet—Well known, old fashioned hardy garden violet; prized for their fragrance and pretty blue and white flowers. **Pkt., 10c.**

Verbenas

Very few plants will make such a gorgeous display during the summer months as the Verbenas, or furnish more flowers for cutting. Start seed early in the spring and transplant after 3 or 4 inches of growth. Good healthy plants can be produced from seed as readily as almost any tender annual. They flower in July and continue until destroyed by frosts. Our stock today stands unrivaled



CASTOR BEAN, 13 ft., 8 ins. high



SALPIGLOSIS

VEREENA PRICE LIST.
Auricula-Flowered, White Eyed—Mixed colors. **Pkt., 15c.**
Mixed Colors—**Pkt., 10c.**
Scarlet Defiance—Large trusses rich scarlet. **Pkt., 15c.**
Verba Lucifer—This is the most brilliant scarlet of any of the Verbenas. Most of the scarlet ones have a white eye. Lucifer is entirely free from this. Free bloomer. **Pkg., 15c.**

Mrs. F. E. Basset, Mullen, Neb. February, 1925.

I wish to give you a little report on our crop raising from your seed. We have had better crops since we began purchasing seed from you as our seasons here in Nebraska seem to be about like the seasons in South Dakota. We have wonderful soil and with your seed we get excellent crops each year. We know the seed from Dakota stands drought better than others.

Mixed Wild and Tame Flower Garden

This is a combination of all the very best annuals. We recommend this for sowing in beds where you want a quick showing of bright colors that will last until frost comes. Also recommend it highly for mixture with Lawn Grass where making a new lawn. Do not sow in pod, as it will not be satisfactory to you. Sowed on new lawns it gives a fine showing of all the best annuals mixed with green grass, where it pleases the eye and the little ones to see fine bright flowers. **Pkt., 10c; oz., 20c; ¼ lb., 60c.**

Japanese Flower Garden

For several years we have been trying to secure from Japan a satisfactory collection of their wonderful flower seeds for planting in lawns and borders. We have secured it this year and believe that everyone ordering flower seed should include at least a package of this. It can be planted with lawn grass or in beds by itself, and will prove one of the most satisfactory flower seed investments of the season. **Pkt., 10c; oz., 25c; ¼ lb., 70c.**



MRS. D. B. GURNEY AND DAUGHTER BONNIE

The little girl in the picture is now past 21 years, the mother a grandmother. This picture has appeared in last eighteen catalogs.

Phlox

For a splendid mass of colors and a constant display that is not excelled by any other annual, commencing to bloom quite early and continuing until severe freezing. The Phlox colors range from purest white to blood-red or crimson. For masses of separate colors and for cutting for bouquets for vases are unsurpassed. The seed may be planted in the open ground May 1st or in hot-bed or house earlier, and afterwards transplanted to where wanted. Give good, rich ground and set plants 8 to 10 inches each way. Hardy annuals; 1 foot.

Phlox Drummondii, Grandiflora—Large flowered section. These are decided improvements over the old class, with much larger flowers, a better range of colors and of more compact growth. Choice mixed, all colors. **Pkt., 10c.**

Gurney's Bright Scarlet (in the Mixed Phlox) Drummondii—You will have a dozen different shades and colors of this dwarf-growing annual but many times you need the pure colors for special purposes and this bright scarlet will meet your greatest expectations. **Pkt., 10c.**

Gurney's Shell Pink—This dainty colored flower is the best of the Drummondii flowers in its color. **Pkt., 10c.**

Star-Shaped Phlox—The most interesting of the Phlox family, bearing pretty star-shaped and fringed flowers, rich in colors, varying from violet blue to deep rose and blood-red, margined with white. Starred and fringed; choice mixed. **Pkt., 15c.**

Hardy Phlox (Perennial)

No class of hardy plants is more desirable than the Perennial Phloxes. They will thrive in any position and be used to advantage in the hardy border, in large groups on the lawn, or planted in front of belts of shrubbery, where, by judicious pinching back and removing faded flowers, a constant succession of bloom may be had until frost **Pkt., 15c.**



DRUMMONDI PHLOX

Sweet Peas for 1926

Of all the annual flowers, there are none that have come into popular favor over the entire world and have been improved so much in the last few years as the Sweet Peas, and it is marvelous the wonderful improvement that has been made in them. From a few ordinary colors of inferior small flowers they have, by careful selection and breeding, covered almost entire range of colors and have produced flowers measuring over 2½ inches across, and from the old-fashioned straight-edged type they have produced the ruffled and the butterfly Sweet Pea. The most easily grown of any of the annuals, blooming from early summer until killed by the heavy autumn frosts. No other flower equals them for cutting and few last as well. To bloom to their best, the flowers should be cut every day, in the evening. By morning the vines will be entirely covered with the bright showy flowers.

In visiting the fields of Sweet Peas we found almost thousands of varieties growing, most of the varieties producing very wonderful flowers, but we, by careful selection in the trial grounds, have decided on the varieties that we are listing here as the very best; every season improvement is made in Sweet Peas and the latest introductions are generally the best. We are listing those that pleased us and we are sure they will please you. The descriptions which we are giving will be found very accurate.

We have discontinued grandiflora varieties as they are no longer desirable.

\$1.00 Spencer Collection

12 Pkts. of the Best Spencers for \$1.00 Single Pkts., 12c; oz., 25c.

1. **Agricola**—A fine, large, white, slightly flushed lilac; very good Spencer form and pretty.
2. **Constance Hinton**—A black-seeded, white Spencer of enormous size and fine Spencer form. Young flowers generally tinted a trifle pink.
3. **Duplex Spencer**—Duplex cream pink, waved.
4. **Helen Lewis**—Standard orange; wings rosy salmon, large, wavy; one of the earliest Spencers and still a favorite.
5. **John Ingman**—Rosy carmine, showing veins of deeper shade. This variety and Helen Lewis were two of the first from Countess Spencer.
6. **Tennant Spencer**—Rosy purple, self color; shows the tendency towards Magenta.
7. **Marie Corelli**—Rose carmine, tinted cherry red; waved; brilliant rose carmine or red.
8. **New Margaret Madsen**—True lavender; the size of the blossom is almost double that of Margaret Madsen; form is all that can be wished.
9. **Mrs. Routzahn**—Apricot suffused with pink; waved; a very pretty flower.
10. **Nubian**—Chocolate; self wave; better than Othello Spencer.
11. **Mrs. Chas. Mander**—Rich magenta with rather darker wings. Similar to Tennant Spencer.
12. **Vermilion Brilliant**—Scarlet waved. To date this is one of the best Scarlet Spencers. It will doubtless be improved upon sooner or later. The color is rich scarlet, but has some crimson in it.



HELEN LEWIS

Special 75c Spencer Collection

9 Pkgs.

America—Crimson scarlet, striped with white. The brightest striped and waved variety.

Hawlmarmk Pink—This, in my opinion, is the finest of the Spencer pinks.

Commodore Godsall—Bluish purple with distinct margins of lilac.

Dainty—Largest white Spencer, edged with clear rose pink.

Dobbie's Cream—Grand color. The best cream Spencer.

Fiery Cross—An entirely new shade of Turkey or military red.

Mrs. Cuthbertson—The best pink and white bi-color.

Nubian—Chocolate self. Long stems; borne in fours.

Royal Blue—The best purple. Color royal purple; deepens and improves as the flower ages.

50c Special Collection

Per Pkt., 12c; oz., 25c

13. King Edward Spencer—Rich crimson, waved; flowers are large and of fine Spencer form. It is a vigorous grower and a good variety for exhibition and for garden.

14. Mrs. Routzahn—Apricot suffused with pink; waved; a very pretty flower.

15. Loyalty—Standard mauve, wings lavender, both striped on white. Medium size, hooded form. Is better understood as Countess of Radnor, striped white.

16. Queen Victoria Spencer—Primrose, flushed rose, waved, flushed rose in the primrose bud stage.

17. White Spencer—The best Spencer white. Flowers very large and magnificent waved form.

18. Tennant Spencer—Rosy purple, self color; shows the tendency towards Magenta.

30c Spencer Collection 3 Pkts.

Pkts., 12c; oz., 25c

19. Asta Ohn—Pinkish lavender, the wings showing a little more clear lavender than the standard, good size and best Spencer form.

20. King Manoel—Giant, chocolate maroon. This, we think, is one of the largest and best maroon Spencers.

21. Martha Washington—White edged and flushed rose. Similar to Marchioness of Tweeddale, Eric Harvey, etc. Has much more color than Dainty Spencer or Elsie Herbert.

Other Varieties Spencer

22. Florence Morse Spencer—Beautiful light pink, deepening towards the edges; very large open wavy form of the Countess Spencer type; long-stemmed. Pkt., 12c.

23. George Herbert—Bright rosy carmine of largest size and best Spencer form. Pkt., 12c.

24. Loyalty—Violet flake, waved. Hester Spencer, very similar. Pkt., 12c.

Early Flowering Sweet Peas — Spencer Type

This is rather a new type of Sweet Peas, early blooming and more satisfactory in most cases than the older, later-blooming varieties. These Sweet Peas are used exclusively by florists for forcing purposes, and are equally as good for planting in the open, flowers coming nearly thirty days ahead of the standard varieties.

Miss Dakota—In introducing to you this early-flowering Sweet Pea, we have no hesitancy in offering it as the best fiery-scarlet, early-blooming Sweet Pea we have offered. This brilliant variety should be in every flower garden. 25 seeds 20c.

Early Heatherbell—Large flowers borne in fours on stout stems; Spencer form; rich mauve. Pkt., 25 seeds, 15c.

Early Liberty—A rich, deep, sunproof crimson. Richer than the Australian varieties. Pkt., 15 seeds, 25c.



HAWLMARK LAVENDER

Blue Bird—Large Lilac Flowers, borne in threes and fours on long stems. 15 seeds, 25c.

Early Morning Star—A beautiful deep orange scarlet or flame color in standard with rich orange pink wings. One of the most popular shades. 25 seeds, 15c.

Early Snowflake—A magnificent Early White Spencer of superb form and quality. Flowers borne in threes and fours on long stems. The best Early White. 25 seeds, 20c.

Early Spring Maid—A beautiful cream pink variety. Very strong grower. Flowers large and vines very floriferous. Similar in coloring to late flowering Mrs. Hugh Dickson. 30 seeds, 15c.

Hawlmarmk Lavender—There is nothing quite so pure in lavender as this splendid novelty. The color is difficult to describe accurately, as it is more pure in tone than what may be called the French gray-lavender, being more a sky-gray. It is however, a true, clear light lavender. The flowers are of the largest size; easily the best of its class. Pkt. (30 seeds), 25c; ½ oz., \$1.80; oz., \$3.50.

Meadow Lark—Deep rich cream. Pkt., 25c.

Mixed Spencers

For those who want to receive larger quantities of sweet peas for the money, will say that our trial ground mixture of Spencer's gives the desired results, as they run in practically every color and shade. This is an excellent mixture, much better than usually offered in mixed sweet peas. Pkg., 10c; oz., 15c; ¼ lb., 50c; ½ lb., \$1.00; 1 lb., \$1.90.

Tritoma

Red-hot Poker, Flame Flower, or Torch Lily

Hybrida—The introduction of new, continuous flowering Tritomas has given them a prominent place among hardy bedding plants. It is not generally known that they are readily grown from seed, many flowering the first year if sown early. The seed we offer has been saved from our own collection, which is undoubtedly the finest in this country. Of course, for immediate results it will be better to get plants, but raising them from seed is highly interesting. Pkt., 15c; 2 pkts., 25c.

Thunbergia

(Black-eyed Susan)

Beautiful, rapid growing annual climbers, preferring a warm, sunny situation; used extensively in hanging baskets, vases, low fences, etc., very pretty flowers in buff, white, orange, etc., with dark eyes mixed colors; 4 feet. ¼ oz., 40c; pkt., 10c.



MRS. ROUTZAHN

26. Sutton's Queen—Primrose edged and margined with buff and rose. The standard is wavy and the full expanded wings fairly large and somewhat wavy. The newly opened wings are small and spherical, a very distinctive feature of the variety. Pkt., 12c; oz., 30c.

ZINNIAS—GIANT DAHLIA - FLOWERING AND OTHER TYPES

Zinnia, the old-fashioned kind, is remembered and admired by everyone. Few of you have had the pleasure of growing the new giant and Dahlia-flowering types of the Bodger strain. The little old flowers that could be planted most anywhere and produce in abundance were worth while, but when John Bodger Sr., the big flower seed grower on the West Coast, found that he could double and treble their size, and did so, and then replaced the dull with bright colors such as we saw in his hundreds of acres today, colors that dazzle the eye and as varied as those of the rainbow, we can appreciate the work of this man who loves flowers. And the Zinnia-loving public must take off their hats to and thank John Bodger, Sr., for the improvement in the Zinnia.

I spent the entire day in his Zinnia fields, going from one variety to another, picking flowers here and there, each one more beautiful than the last and some of them measuring fully seven inches across, as perfect as the decorative dahlia and as beautifully colored. I asked Mr. Bodger to allow us to use his picture in our 1924 catalog, so that our immense number of customers and friends could see and honor the man who put the big Z in Zinnia. I want to say to every one of you that your flower garden will not be complete without some of these wonderful flowers. He has added beauty to the small bedding type eliminating the dull colors and making them all desirable, from the seven-inch giant down to the little fellow one-half to three-fourth's of an inch across.

In going through Mr. Bodger's Zinnias, I could not help pitying the individual who, of necessity or choice, is engaged in some business or located where he could not assist in some way in producing fruits or flowers or where he might lack the time to make a fruit or flower just a little better than it had been before.

Since writing the above, John Bodger has passed to the great beyond, but has left a wonderful heritage in these beautiful flowers.

Zinnia

Few flowers are so easily grown or bloom so abundantly and continuously as this hardy annual. Marvelous improvements have been wrought in the newer strains. During the months of August and September Zinnias are incomparably bright. We recommend them for groups, beds, borders and summer hedges. Sow seed in the open ground early in spring. Height, 1½ to 2 feet.

New Giant Zinnia Picotee—This novelty is the most attractive thing in all the race of Zinnias. The flowers are of the Giant type, each petal distinctly tipped with a darker shade as in Picotee Carnations. They come in a variety of colors: Orange, Flesh, Lemon, Pink and Cerise, each with the peculiar marking. This is an odd yet wonderfully beautiful Zinnia. We offer in mixture only.

Picotee Mixed—Pkt., 15c.

Golden Pheasant Zinnia—Picotee type. Flowers not quite as large as Double Giant, but very beautiful in appearance, as the edges of the petals are all marked with a distinct color. Golden Pheasant has a gold background tipped with maroon. Flowers about three inches across. Pkt., 20c

Double Pompon—Flowers small and of good shape; double and of beautiful form; fine for bouquets. Fine mixed colors. Pkt., 10c.

Curled and Crested—Flowers of this fine class of Zinnias are large, full and double, petals being twisted, rendering them free from stiffness. Splendid colors. Pkt., 10c.

Zebra—Flowers of all colors, many of which are striped and spotted with different shades hardly any two alike. Mixed colors. Pkt., 10c.

Dahlia Flowered Zinnia—This is a new type of Zinnia, was introduced in 1919 and is a most wonderful Zinnia, coming in practically all colors and measuring as much as nine inches across. All colors mixed. Pkt., 15c.

Golden Yellow Double Giant—I saw a field of this variety of nearly ten acres, every plant producing a large number of brightest golden yellow flowers you can imagine, immense in size, and truly a wonderful sight. Most excellent for cut flowers. Pkt., 15c.

Giant Flowered Double Zinnias

Giant Flowered Crimson—A rich shade. Pkt., 10c.

Giant Flowered Orange—Pure orange. Pkt., 10c.

Giant Flowered Pink—Clear light pink. Pkt., 10c.

Giant Flowered Purple—Clear deep purple. Pkt., 10c.

Giant Flowered Scarlet—A flaming red. Pkt., 10c.

Giant Flowered White—Pure snow white. Pkt., 10c.

Giant Flowered Mixed—A splendid mixture of all of the above and others. Pkt., 10c; ¼ oz., 25c.

Pumila Type Dwarf Double—This is the best of all the Zinnias for bedding purposes. All of the dull colors of the old Zinnias have been bred out of this and the mixture will show an extra good quality of bright colors. Size of flower about two and one-half inches, height of plant about 12 to 14 inches. Pkt., 15c.

Gracillima (Red Riding Hood)—A beautiful fiery red, free blooming Zinnia. Pkt., 15c.

Dwarf Mixed—Double Dahlia-like flowers, best colors. Pkt., 10c.

Double Lilliput—Compact, bearing small, perfectly double pompon flowers, bright colors. Pkt., 10c.



GOLDEN YELLOW

Sweet, Pot and Medicinal Herbs

No garden is complete with out a few herbs for culinary or medicinal purposes. Harvest them carefully on a dry day, before they come into full bloom

Anise—Cultivated principally for garnishing. Pkt., 5c; oz., 25c.

Balm—Principally used for making Balm Tea or Balm Wine. Pkt., 10c; oz., 25c.

Basil Sweet—The leaves and tops of the shoots are used for soups. Pkt., 5c; oz., 20c.

Borage—Excellent for bees. Pkt., 5c; oz., 20c; ¼ lb., 60c.

Caraway—Cultivated for the seed which is used in confectionery and medicine. Pkt., 5c; oz., 15c.

Catnip—Pkt., 15c; oz., 45c; lb., \$1.00; ¼ lb., \$3.50.

Coriander (Coriandrum sativum)—Seeds are used by confectioners. Pkts., 5c; oz., 15c.

Chives (Schnittlauch)

Every vegetable grower should become acquainted with this plant. It is extremely hardy, being a perennial; will grow for years, for this reason it is exceptionally useful as a border or hedge plant. Has a clover shaped violet colored blossom that is very attractive. The green leaves are highly prized for seasoning soups, salads and stews. The provident housewife always has a few clumps in the garden. The flavor resembles very much that of an onion. We recommend the setting out of clumps, rather than the planting of seed. Pkt., 10c; oz., 30c; clumps, 20c each.

Dill—The leaves are used in soups, and put along with pickles. Pkt., 5c; oz., 15c; ¼ lb., 35c.

Fennel—The leaves boiled, used in many fish sauces. Pkt., 5c; oz., 15c.

Hyssop—The leafy tops and flowers dried for making Hyssop Tea. Pkt., 15c; oz., 35c.

Horehound—Principally used for medicinal purposes. Pkt., 15c; oz., 35c.

Lavender—A popular aromatic herb. Pkt., 15c; oz., 35c.

Marjoram, Sweet—For seasoning. Pkt., 5c; oz., 25c.

Penroyal—A well-known aromatic herb, also useful as a foliage plant. Pkt., 15c.

Rosemary—An aromatic herb. Pkt., 15c; oz., 35c.

Rue—Used for medicinal purposes, also given to fowls for the roup. Pkt., 10c; oz., 25c.

Saffron (Carthamus tinctorius)—Pkt., 15c; oz., 30c; ¼ lb., 60c.

Sage—The leaves and tender tops are used in stuffing and sauces. Pkt., 10c; oz., 45c.

Wormwood—It is beneficial to poultry and should be planted in poultry grounds. Pkt., 15c; oz., 40c.

Savory, Summer—Used for seasoning Pkt., 5c; oz., 15c.

Tansy (Tanacetum vulgare) Pkt., 15c; oz., 45c.

Thyme, Broad-Leaved—For Seasoning, etc. Pkt., 10; oz., 35c.



SUMMER SAVORY—SAGE—DILL—SWEET MARJORAM

Modern Methods of Seed Cleaning

An up-to-the-minute modern seedsman takes more pride in turning out to his customers seeds that are absolutely best than any other person in any other business. You see, there is so much depending on good seed, free from weeds, and the seedsman sees so many seeds sold to people, generally coming direct from the thresher full of foul seed, dirt, etc., for which the people are paying good money and getting very little of anything but grief in return. He gets to be such a crank on the subject that when a man comes along with a model of some other machine that might be better than anything he has now, or will do some work that some of the machines will not do, it is a very easy matter to secure an order at a price that would make the price of a Ford car look like Fourth of July or Christmas spending money. I suppose nearly every reader of this catalog has bought some seed of their neighbors. Ninety-nine times out of a hundred he did not even have an old fashioned fanning mill with which to clean it, but sold it to you at practically the same price that you could secure strictly first-class seed from the seedsman. If your seed had been reclaimed, you have found the price at least 50 per cent higher or that you were buying 50 per cent poor seed, weeds, dirt, etc. I am just going to take you through modern seed house, our own, in this little talk. We are going to let you come upon our own track in, we will say, a carload of western South Dakota grown alfalfa seed. It is "spotted" at one of the unloading doors and cleaning commences.

The first operation is to start an electric motor. The motor which we will start first is the one operating one of the **No. 25D Clipper Cleaners**. The hourly capacity of this Mill is from 65 to 100 bushels alfalfa seed per hour. The seed passes over four different screens, and the air blast, and is divided into five different grades. The Clipper machines are located in the basement of our cleaning houses. All of these different grades of seed are elevated to various floors in the warehouse, weighed carefully and sampled. This first operation over, the Clipper Mill has disposed of all the dust and the dirt, the straw and chaff, all small and light weed and broken alfalfa seed, and the five divisions that we have made are now taken to various machines, determined by the expert who is operating them and cleaned again. We will suppose that one of these divisions contained quite a large quantity of Russian thistle. It would then be taken to what we call the **Rice Machine**. The purpose of the machine was to take backhorn out of clover seed. We call it a fanning mill without fans, wind or screens. It is nothing more nor less than twenty combined machines all operating on endless canvas around metal rollers. The method of separation is for the thistle seed to stick to the canvas and be carried over and brushed off. The good alfalfa seed is smooth, shiny and works its way down beside the roller until it discharges at the lower end, generally perfectly cleaned, absolutely free from any weed seed with a rough surface.

This machine will take out of any smooth surfaced and all rough surfaced seed. It will separate only a very few bags per hour. After this separation is made samples are again taken and examined and if found to be perfectly free from weed or injurious seed of any kind, trash or otherwise, it is then run

We are showing photographs of a forty-acre field of Cossack Alfalfa in Lyman County, South Dakota. This you can see is planted right over the tops of the high hills of that section of the country. This forty-acre field is planted in rows three feet apart, and is cultivated after each cutting. The picture showing the automobile on top of the hill, is taken when the field is in full bloom, and shows the field ready for the seed crop.

This alfalfa, after another year's growth, has proven to be absolutely the best alfalfa from the Gulf of Mexico into Canada, producing plants in the Canadian country seven feet high, and producing from that point south clear to the Gulf of Mexico more hay per acre than any other alfalfa. On account of the spreading crowns which often throw out five hundred stems, and these with many lateral branches, you can save at least one-third in quantity of seed planted per acre over any other variety, which makes it even with the higher price nearly as cheap as the South Dakota 12 and as low as the Liscomb or Grimm's.

To sum up the whole matter of the Siberian Alfalfa: The United States invested a few thousand dollars in the several exploring trips of Professor Hansen in search of these alfalfas. The State of South Dakota invested about ten thousand dollars for the same purpose, and the people of the United States are millions of dollars better off today than they were before this expenditure of a few thousand dollars, for the reason that Professor Hansen has discovered and brought over an alfalfa that will grow on the millions of acres that would not produce alfalfa previously, and the seed will be distributed just as rapidly as possible. Every farmer owning land that would not produce the common alfalfa profitably and successfully is now assured of a hardy alfalfa that will produce paying crops on that ground. Consequently his land is equally as valuable as the more fortunate neighbor owning the low or bottom land. This **Cossack Alfalfa** has extended the alfalfa growing terri-

over the **Specific Gravity** or human machine. The foreman of this department says it will hand pick and sort by color, refuses to work if improperly fed, refuses to do a bad job under any consideration, will work for man or boy and works overtime without a kick; in fact, it is a model hired man. It works on all kinds of seeds, will clean Bromus or Parsnip, the lightest seed, and handles Beans, Peas and Corn equally as well. Is it not better to plant seeds of quality? Seed properly graded by size, weight and shape. The growth is more even, produce better yields and this means more dollars per acre to you, and dollars per acre are the goal for which we are striving when we sow and reap.


Specific Gravity machine. This is rather a complicated fellow—lots of spouts, each one of them turning out a different grade of seed, and it is more than human in the separation of the different grades and seeds. After the seed has passed over this machine samples are taken and tested for both purity and germination, and an additional sample is taken at this time to be planted in the trial grounds at the next planting time to determine whether or not this seed was true to type. This last applies more to garden than to grass or alfalfa seeds. We have in our trial grounds each season more than four thousand twelve-foot rows, each row representing a lot of seed that has gone through our warehouse. Some seed may come into the warehouse with a greater amount of moisture than it should have and this is determined by a **Hess Moisture Tester**. This machine will show in just a few minutes the exact percentage of moisture contained in any seed or grain. If it shows a larger percentage of moisture than is desirable it is then run over the big

Hess Dryer. This machine has a capacity of a good many hundred bushels every ten hours. Operates a three-foot fan six hundred and fifty revolutions per minute. This fan draws the air over a steam coil, temperature one hundred and ten to one hundred twenty degrees. This forces this warm air through the grain or seed at a violent speed, driving the moisture from the grain quite rapidly. After passing over the dryer the samples are then taken and tested in the

Sho-Gro seed tester, where the exact germination is made and recorded. If the seed placed in the Sho-Gro germinator should be of alfalfa, clover, sweet clover, or any of the hard-shelled seeds, failed to germinate up to standard, that lot of seed is then taken and put over the

Scarifying Machine. Its purpose is to scratch or scarify the outside hard hull or the waterproof hull so that the moisture can get into the meat of the seed and cause germination. You understand that sweet clover especially requires this scarifying if you want it to germinate the same year you plant it. Sweet Clover seed of the very best grade will often germinate as low as fifteen or twenty per cent if taken right from the thresher and planted. By running it over the scarifier this same seed will often germinate 95 to 98 per cent on three days' test, after the scarifying. Do you wonder then when you receive seed from a strictly up-to-date house like ours that it is as near perfect as man and machine can make it?

Professor N. E. Hansen's Cossack Alfalfa



40 ACRES OF COSSACK ON HIGH LAND

tory hundreds of miles north and over an area of millions of acres of the highest and dryer parts of the United States from the Gulf of Mexico to northern Canada. These trips to Siberia and Asiatic Russia made by Professor Hansen were trips that required lots of endurance, many dangers, and all of the inconvenience that one could possibly suffer, traveling as he did thousands of miles into the interior among the half-civilized tribes in that country.

We find the Cossack Alfalfa is very frost resistant; in fact, almost frost-proof, as heavy freezes in the middle of May killed back and destroyed the first cutting of the common alfalfa, while the Cossack continued to grow and produce its regular crop of hay. We find in the fall it will be green and suitable for pasture long after all other varieties are spoiled for that purpose by the freezing.

Price of Cossack seed in sealed bags, 1 lb., 80c; 3 lbs., \$2.00; 5 lbs., \$3.25; 10 lbs., \$6.00 postpaid; 50 lbs., \$25.00; 100 lbs., \$48.00.

McQueen Bacteria—for inoculating alfalfa, ½ bu. size, 50c; 1 bu. size, \$1.00; 5 bu. size, \$4.00.

Albert E. Nelson, West Burlington, Ia. July 6, 1925.

Please send prices on Cossack Alfalfa. I already have two good cuttings from the seed I sowed last fall. The bushel I planted this spring is ready to cut now and is certainly a fine stand. It is certainly the finest hay I have ever used. My second cutting from last fall's planting was full of bloom when I cut it.

Martin Christensen, Mink Creek, Ida. January 29, 1925.

I planted Cossack alfalfa seed from your House on my farm five years ago. I had ten acres that produced 38 loads for the first crop; 10 loads from the second crop. I estimated the two crops 40 tons which is four tons per acre on dry land. Some of the Cossack plants have grown as much as six feet high.

Grimm's Alfalfa

This alfalfa was introduced into Minnesota from Germany in 1857 by a German immigrant named Grimm. The seed was planted on his farm and it is claimed that plants from the original seed are still growing from the original planting.

Grimm's alfalfa over a period of more than fifteen years has been advertised more than any other variety and has received favorable comment from good authorities and has demonstrated its ability to withstand the severe Winters of the extreme North better than the common varieties. By doing this, it has obtained an enviable reputation for hardiness and yield.

Grimm's alfalfa may usually be distinguished from common alfalfa on account of a slight variation in color of its blossoms. You will find in the true fields some flowers yellow, green, blue, brown etc., instead of all purple, as in the common varieties.

You can usually determine it by its branching root system, as a greater number of the plants have this branch root system than the common and it enables the Grimm's to withstand the hard Winters and helps it to produce a greater crop of hay than the common, as it secures its food from the surface, as well as the depth of the soil.

The following is an extract from the Farmers' Bulletin No. 757, entitled Commercial Varieties of Alfalfa: "On account of its superior hardiness, Grimm's alfalfa is particularly recommended for the northern part of the Great Plains region and all parts of the Northwest. It has, also, proved better able to survive the Winters in the colder portion of the humid section of the country where winter killing is a serious factor. The supply of seed



DUROC HOGS IN COSSACK—BEST PASTURE ALFALFA

This picture shows a bunch of our September pigs in the alfalfa field in the latter part of May. I do not know that Durocs like alfalfa any better than other pigs, but if others like it as well as the Durocs and thrive as well, the man who neglects raising alfalfa for his pigs is missing a bet. We had 160 head in this 10-acre field and it made a heap of pork.



on the market is still rather limited and commands a high price."

We have a reasonable supply of this variety of seed and furnish certificate of genuineness with each shipment.

Grimm's alfalfa seed prices are where they belong. We quote certified Grimm's alfalfa at a legitimate price, one that gives us a fair profit on each transaction. Why pay more? All our Grimm's is grown in South Dakota, Montana and North Dakota. **1 lb., 65c; 10 lbs., \$5.00; 50 lbs., \$21.00; 100 lbs., \$39.00.**

Bacteria for Inoculating Alfalfa. $\frac{1}{2}$ bushel size, 50c; 1 bushel size, \$1.00; 5 bushel size, \$4.00.

ALFALFA SEED, DAKOTA No. 12

Dakota Grown, 99 Per Cent Pure, Guaranteed

For more than forty years the state of South Dakota has been producing crops of alfalfa that are profitable. When I say profitable I mean that when the first acre of alfalfa seed was planted in South Dakota and that seed commenced to grow and they cut the first crop, that acre of alfalfa was producing a profitable crop, more profitable than other crops, no matter what they were, in that neighborhood. When that single acre of alfalfa was increased to hundreds of thousands of acres the state was made richer by millions of dollars, and today South Dakota and the world feel the effect of the single acre of alfalfa planted in South Dakota more than forty years ago. We do not know the source of the seed first planted, but we do know that by process of elimination and the "survival of the fittest" that South Dakota is producing alfalfa seed that in turn produces the hardest alfalfa plants, and those that will yield greater returns in hay than seed grown in any other part of the world. That is a broad statement, but it has been demonstrated, and today alfalfa seed produced in South Dakota is worth and sells for from two to six cents per pound more than seed produced in other states. The alfalfa seed which we are offering you as Dakota grown is known as DAKOTA No. 12. This seed is produced from old fields or from fields whose parentage is the old Dakota fields. Our seed is all from the high and dry section of western South Dakota (where the rainfall is much less than in Minnesota, the home of the much advertised high priced Grimm's Alfalfa), where the snow covering is very light or none at all, where the temperature drops from five to fifteen degrees lower than any other point in the state. These strenuous conditions have eliminated any plant that may have been tender, leaving nothing but the hardest to produce seed, and in each successive generation any plant showing any inherent weakness has been destroyed by these conditions and the fittest has survived. Alfalfa growing in the United States is no longer an experiment. There is not one state in the Union but can produce alfalfa on most of its land profitably, and with the advent of DAKOTA GROWN SEED, GROWN ON VIRGIN SOIL, FREE FROM FOUL SEED, IT MAKES THE PROFITS LARGER AND THE TASK OF SECURING A PERFECT STAND VERY SIMPLE.

All alfalfa seed offered by us is re-cleaned and first class in every respect. Any acre of land, no matter where located, if it will produce a crop of alfalfa seed or hay, is worth \$200.00 per acre or more and will pay a good income on that amount. It will produce more forage, either green or dry, than any

other known clover or grass. It successfully resists the fiercest drought; in the driest weather, when every blade of grass withers for want of moisture alfalfa stands up bright and green as in the spring. **South Dakota No. 12** is proof against our severest winters. It is adapted to dry and sandy soil where other plants fail to grow, as well as those that are deep and rich. Its roots, often measuring thirty feet in length, force their way deep into the subsoil in search of moisture and plant foods that cannot be reached by other plants. It draws nitrogen from the air and stores it in the soil more than 100 per cent faster than any other clover excepting sweet clover. Alfalfa is better than a bank account, for it never fails or goes into the hands of a receiver. It is weather proof, for cold does not injure and heat makes it grow all the better. The rust does not affect it. A severe hail storm might heat it into the ground, but in six weeks you could cut a crop of from one to two tons of hay per acre. Fire will not kill it; fields can be burned over safely early in the spring. When growing there is no stopping it. Begin cutting a 40-acre field, and when your last load is handled at one end of the field it is ready to cut again at the other. For fattening your cattle and hogs it will save one-half of the grain. This has been absolutely demonstrated by the best feeders. If your ground will grow alfalfa, you have "the world by the tail with a down hill pull." It is absolutely impossible for you to get better alfalfa seed, in commercial quantities, than **Gurney's South Dakota No. 12 Alfalfa**. We guarantee it to be 99 per cent pure. Sold for just what it is and at a price that brings it within the reach of all. **Lb., 50c; 10 lbs., \$4.00; 50 lbs., \$15.00; 100 lbs., \$29.00; 500 lbs., \$140.00; 1,000 lbs., \$270.00.**

McQueen's Bacteria for inoculating alfalfa. $\frac{1}{2}$ bu. size, 50c; bu. size, \$1.00, 5 bu. size, \$4.00.

Canadian Grown Variegated Alfalfa—This hardy, variegated flowered alfalfa, is recommended highly by the Agricultural Colleges in the East, especially at New York, for their strenuous conditions. The ground in the East freezes full of moisture and the long, cold winter bulges the ground and the alfalfa plants with the straight tap root are torn loose and die in the spring. This Canadian Variegated has the typical Cossack and Grimm's branch root system and is especially recommended for these Eastern peculiar conditions. The Canadian Variegated is not, in our opinion, as hardy as the Cossack but is an extremely hardy, satisfactory variety and can be planted generally over the Northwest safely. **10 lbs., \$4.50; 15 lbs., \$18.50; 100 lbs., \$35.00.**

SWEET CLOVER, The White Blossom Kind

A great many years ago a Nebraska farmer called at our office and wanted to purchase one bushel of the white flowered Sweet Clover seed. We were both pained and surprised to think any man wished to plant the so-called weed. We told him so in a few harsh words, and refused to sell it to him. He told us if we did not get it for him he would buy it himself and plant it anyway. We finally consented to get it and told him we would watch results. This was planted opposite Yankton on the Missouri Bottoms, and produced an immense quantity of bee feed, for the purpose for which this man purchased it. After it had grown one or two years he commenced to take a crop of hay from it and found that it produced more bee feed and a good crop of hay than his stock was equally as fond of as alfalfa.

Then we commenced to write about it and urged its planting almost everywhere. Today there is a great demand for the white-flowered Sweet Clover as for Alfalfa, but the demand cannot be supplied, as the seed is very difficult to save. It will outyield Alfalfa as far as seed production is concerned but the seed drops so easily that no one has been able to discover a method of harvesting that will save more than 10 to 20 per cent of the crop.

Scarified Sweet Clover Seed

White Blossom Sweet Clover has become such a necessary crop on the farm, and under old conditions there was so much trouble having satisfactory germination, that we shall **scarify** all of this sweet clover seed that goes to our customers and we will not charge you one cent more for this than you would have to pay for that which is not scarified. On numerous tests of sweet clover seed, unscarified, we find the germination from 25 to 50 per cent; on the same seed, scarified, we often have 95 per cent germination in a seven days' test. We also find in the unscarified seed that the largest, plumpest, hardest seed, and consequently the best seed are those that did not germinate, but probably stayed in the ground one year before germination. By this scarifying process we scratch the hull of this hard seed, which allows the moisture to get in and hastens germination.

The following analyses were made by the Wyoming Experiment Station of Sweet Clover and Alfalfa grown on the experimental farm, and published in Wyoming Bulletin No. 70, pages 70 and 74. These analyses show Sweet Clover to be richer than Alfalfa in protein (muscle, bone and tissue material), and in either extract, or fat-forming substance.

	SWEET CLOVER		ALFALFA
	Cut Oct. 4, 1904	Cut Aug. 10, 1905	Average of 11 Samp.
Water.....	6.02	6.88	6.57
Ash.....	9.57	11.03	8.79
Ether extract.....	4.42	1.96	1.66
Crude protein.....	21.77	22.27	31.25
Crude fibre.....	18.00	22.19	15.14
Nitrogen free extract	42.22	35.67	36.59

It is shown by experiments at the Cornell University, Ithaca, N. Y., that grasses grown with legumes contain more protein and consequently are of more economical value than when grown alone. The following table is taken from Cornell Bulletin No. 294:

Crop	Protein in	Protein per Ton
	Dry Matter	of Hay (100% Moisture)
Timothy grown alone	17.19	309
Timothy grown with clover	24.56	442

Comparative analyses of sweet clover, alfalfa, red clover, timothy, and cow peas showed that only the alfalfa and cow peas excelled sweet clover in percentage of protein. Considered from the standpoint of digestible nutrient, we find the following comparative values for the different feeds:

	Per Ton
Sweet Clover hay.....	\$18.49
Alfalfa hay.....	20.16
Timothy hay.....	9.80
Red Clover hay.....	14.12
Cow pea hay.....	19.76
Shelled corn.....	20.16

Sweet Clover Price and Sow Per Acre

If for seed purposes, 3 lbs. For hay purposes, 15 lbs. We would advise that you place your order very early, as there will be an immense demand for it this season. **Per lb., 35c; 10 lbs., \$2.00; 50 lbs., \$7.00; 100 lbs., \$12.00.**



ALSIKE CLOVER

Hubam Clover

The New Annual White Sweet Clover — This extremely valuable new annual white blossom sweet clover was discovered by Prof. Hughes of the Iowa Experiment Station in some biennial white blossom sweet clover plants from Alabama, and a combination of the names of the Professor and the state from which it came give it the name of "Hubam." The annual white blossom sweet clover has been the most valuable to use in crop rotation, but Hubam will take its place just as soon as the seed is produced in quantities to warrant the proper low prices. It is equal in every way to the biennial white blossom, and superior in the fact that you get the same result in one year, or rather in about 100 days, that you get with the biennial in two years.

Hubam as a Bee Feed

The greatest value of Hubam as we see it, is its value as a quick high honey producing plant. Sow Hubam just as early as you can in the spring and by June 15th you should have quantities of blossoms, this should continue for close to forty-five days and will produce as much honey per plant and as high quality as from any plant grown.

Profits in Honey

It is not unusual in South Dakota for a single stand of bees to produce as high as one hundred sixty-eight pounds or seven supers of honey. This will retail at least at twenty-five cents per pound or a total of forty-two dollars per year from a first investment of about \$7.00, the price of a stand of bees. If you do not have a few stands, write us and we will give you full instructions for care and a special price on bees. Grow your own Honey, it is pleasant and profitable. **Price of Hubam, 1 oz., 15c; 1 lb., 60c; 3 lbs., \$1.75; 5 lbs., \$2.75; 10 lbs., \$5.00; 50 lbs., \$20.00; 100 lbs., \$38.00.**

Yellow Blossomed Sweet Clover

This is preferred by some to the **white blossomed** for pasture and inoculation of soils. We have tested it out and found it equal to or better for crop rotation, but does not produce an equal tonnage per acre with the white. A very valuable clover, however, and will be used in greater quantities each year. **Pound, 30c; 10 lbs., \$2.20; 50 lbs., \$7.50; 100 lbs., \$13.00.**

Grundy County Dwarf Sweet Clover

We offer this special strain of Dwarf Sweet Clover, originated in Grundy County, Illinois, with a firm belief that it will be of considerable value in excess of the common Sweet Clover, as soon as sufficient acreage is planted to produce seed to supply the demand.

This strain is earlier, more dwarf and leafy than the common Clover and has several outstanding features:

First, the fact is that it is three weeks earlier than the common Sweet Clover. Thus the seed ripens ahead of most seeds and of frost.

Second, it grows to a good height and makes a good hay crop and it is not as tall, woody and hard to handle as the common.

Third, it is finer and more leafy than the common and branches thick about one foot above the ground, making a greater quantity of better quality hay.

Fourth, it yields more seed than the common and on account of the finer stalks is more easily sowed. Some of the farms in Grundy County this past season, produced as high as fifteen bushel of this seed per acre. Grundy County Sweet Clover is considered in its home County, more like alfalfa than Sweet Clover. It grows a good deal like alfalfa, only faster so that it might be called a White Blossomed Alfalfa. **1 lb., 45c; 10 lbs., \$2.70; 50 lbs., \$10.00; 100 lbs., \$18.00.**

Medium Red — Our Red Clover Seed is all northern grown. It is first class in every particular. This seed will be much better for the northern planters and also for those south of us than seed grown in Iowa, Kansas and Nebraska. Our grass and clover seeds are good enough to comply with any state laws. It's the kind we sell always, not sometimes.

Valuable not only as a forage plant, but also for its fertilizing properties on the soil. It has very long and powerful tap roots, and when these roots

Other Clovers

they add largely to that black mass of matter called the soil. As a forage plant it makes an excellent quality of hay, and can be cut at least twice a year. Sow about 12 or 15 pounds to the acre. Weight, 60 lbs. per bushel. **1 lb., 50c; 30 lbs., \$12.50; 60 lbs., \$24.00; 100 lbs., \$39.00.**

Mammoth Red Clover — This grows much taller than Red Medium, with larger, leafier stalks, and large, slightly pointed leaflets. It will produce more hay on poor ground than any of the other clovers. (60 lbs. per bu.) **Pound, 50c; 30 lbs., \$12.50; 60 lbs., \$24.00; 100 lbs., \$39.00.**

Alsike, or Swedish Clover — This clover comes from the little province of Alsike, in Sweden. It is one of the hardiest varieties known, being perennial and absolutely refuses to winter kill; it is alsike capable of resisting the extremes of drought or wet. It is a great favorite with all who have tried it. Produces annually a great quantity of herbage of excellent quality. Sow in spring or fall, about 8 to 10 pounds per acre. Weight, 60 lbs., per bu. **Pound, 45c; 35 lbs., \$3.00; 50 lbs., \$17.20; 100 lbs., \$32.00.**

White Dutch Clover — Excellent pasture Clover, forming with Kentucky Blue Grass the finest and most nutritious food for sheep and cows, Sow 5 or 6 pounds to acre. Weight, 60 lbs., per bu. **Pound, 80c; 10 lbs., \$7.00; 20 lbs., \$13.50.**

Alsike and Timothy — In the Northwest there is a great demand for a mixture of Alsike and Timothy Seed mixed in the right proportion ready for sowing. This mixture is especially valuable for low, wet places, for permanent meadow or for pasture, and on account of the very low price at which we offer it, you can seed down more ground for the Grass Seed Line. **Pound postpaid, 25c; 50 lbs., \$7.50; \$100 lbs., 14.00.**

Bacteria for inoculating clover, $\frac{1}{2}$ bu. size, 50c; 1 bu. size, \$1.00

GURNEY'S HIGH-GRADE SEED CORN FOR SPRING OF 1925 Who Introduced and Originated the Best Varieties of Early Corn?

We are practically the introducers of most of the early varieties that will absolutely mature within the ninety-day limit, in North and South Dakota. For instance, most Minnesota No. 13 offered by other parties can be traced back to the original stock from Gurney's. We do not claim to have originated Minnesota No. 13, as it was originated by the Agricultural College of Minnesota, but we do claim to have had more to do with introducing it to the planter and extending the Corn Belt many hundreds of miles north than others. Our August 15th is of our own origination and introduction and is safe to plant anywhere that corn of any variety can be grown. By purchasing the early varieties you can always get in on the old corn market with new corn. The latter part of October or early part of November the price for shelled corn in the terminal market is always high. By planting early varieties and husking your corn early you can get this high price, which is generally 10 to 20 cents better than new corn moves at. We claim, and justly, that the early varieties of corn, such as Minnesota No. 13, August 15th and Gurney's Rainbow Flint have increased the land values of northern South Dakota, Iowa, Minnesota and North Dakota millions of dollars. Previous to the introduction of these varieties it was not considered profitable to grow corn, and land that will not produce corn, but small grain only, is

soon worn out and of but little value. Any land in the corn belt that will produce from 40 to 50 bushels of corn per acre per season is worth \$150 per acre of any man's money.

In this section of South Dakota the bulk of our farmers have decided from practical experience that Minnesota 13 will out-yield any varieties of Corn that can be planted, and if planted by May 25th they can be assured of an excellent crop of ripe Corn by September 1. This variety is outyielding by actual weight the late varieties.

In the following descriptions we are telling you just what the corn does here with us, and we also tell you the kinds that you should plant if you want ripe corn. For instance, if you live in North Dakota and you want to grow Corn, not fodder, we tell you to plant Gurney's August 15th, North Western Dent and Gurney's Rainbow Flint. Now, do not buy Silver Mine to plant there, because if you do you will be disappointed.

In buying seed corn, figure on one bushel for each 6 to 8 acres you wish to plant.

Prices of Seed Corn subject to change without notice.


Seed Corn to Russia

In the spring of 1922 we shipped over (80,000) eighty thousand bushels of seed corn to Russia. This was composed of various varieties of early Dents and 5,000 bushels of Gurney's Rainbow Flint. The field from which the

Rainbow was picked was on one of our own farms near Yankton and on a measured 145 acres we husked, weighed in over the scales 10,138 bushels one-half of which went to Russia.

THE CORN THAT ADDED MILLIONS OF DOLLARS TO FARM VALUES AND CROWDED THE CORN BELT 300 MILES FARTHER NORTH

Our supply of seed was grown from Yankton to the northern line of South Dakota. I have talked to you about Minnesota 13 ever since we received our first lot of five bushels of seed from the Minnesota Agricultural College, and I think every one of you know the value of this corn. We have sold for seed purposes in the last eleven years hundreds of thousands of bushels of Minnesota 13 Corn, and it is the satisfactory kind. It always produces a good yield, with the highest protein contents of any corn. This makes it especially valuable for feeding and for hogging off. This corn should be planted for main crop from Aberdeen, South Dakota, to just as far south as the corn belt extends. When you pass Yankton, South Dakota, we would not advise that you plant it for your entire main crop but plant a portion of your acreage to get your early feed, and to allow your huskers to start early before other varieties are



MINNESOTA 13

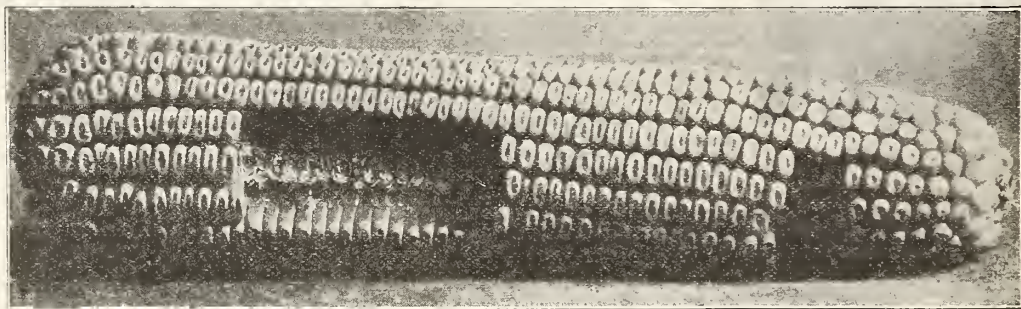
ready to crib. To the people of Kansas, Oklahoma, southern Nebraska and other places where on account of the drought you failed to grow corn, I would advise planting a quantity of this early, and by the first of August you can be feeding it. **Price, 1 lb., 20c; 15 lbs., \$1.25; 28 lbs., \$2.25; 56 lbs., \$4.00; 560 lbs., \$37.50.**

This extremely early White Dent Corn has been thoroughly tried out in the extreme north and has made good, maturing in North Dakota in any ordinary season.

In size like Minnesota No. 13, Yellow Dent, and, like the No. 13, stands up well even in the extreme North. Stalks grow to a height of seven feet, ears are up three feet from the ground, making it easily harvested with the Corn Binder.

This Corn will outyield any other variety of Dent Corn that can be grown in the extreme North. It has been bred for yield and earliness, and will withstand more extremes of weather than any other Corn grown. Might not be an ideal Corn for some of Iowa and Illinois farmers, who are used to the foot-long varieties, but North Dakota White Dent is a silver mine to the North Dakota, Minnesota and northern South Dakota farmer who has wanted to grow Dent Corn but could not on account of length of season. Do not get the idea that this is a 10 to 20 bushel to the acre Corn and so low down that you cannot find it at husking time. It stands up well, seven feet, and yields, with reasonably good farming, 50 bushels to the acre. Our supply of this Corn grown in Yankton, Bon Homme and Douglas counties South Dakota. **Price, 1 lb., 20c; 14 lbs., \$1.25; 28 lbs., \$2.25; 56 lbs., \$4.00; 560 lbs., \$37.50.**

Rustler White Dent—We planted a 100-acre field of Rustler White Dent commencing on May 25, 1920, harvested and shelled and shipped two carloads before the 10th of November that graded No. 2 white on the terminal market. This is a grade that is seldom reached by any variety of corn until it has been in storage for nearly a year. I give you the above to determine its earliness. This Rustler White Dent can be planted safely from the North line of North Dakota south. When I say safely I mean that Rustler White Dent will produce a crop in any of that territory when any other



North Dakota White Dent

variety of Dent corn matures a crop. It is an exceptional yielding corn, producing in this country this past season better than 50 bushels per acre. We have this seed grown as far North as Southeastern North Dakota. **1 lb., 20c; 14 lbs., \$1.25; 56 lbs., \$4.00; 280 lbs., \$19.00; 560 lbs., \$37.50.**

Wisconsin No. 7 or Iowa Silver King—This extremely new valuable White Corn originated with the Wisconsin Agricultural College at Madison, Wis., and has been distributed by them over their state generally and over the whole Northwest to some extent. It is the largest early White Corn grown, the deepestkerneled; in fact, the best bred of any variety of White Corn. In Wisconsin it is considered more valuable than any of the yellow varieties on account of the increased yield over those varieties. In earliness it is equal to any Corn, maturing perfectly in ninety days.

It has been recommended by the Ames College for Northern Iowa under the name of **Silver King**, and is certainly king of the White Corn.

This should be planted any place north of Central Iowa to northern line of South Dakota. Height of stalks generally about 7 to 8 feet in this latitude. Ears up about 2½ feet from the ground. Ears very uniform in size and shape. An exceptionally pretty White Corn. **Per lb., 20c; 14 lbs., \$1.25; 28 lbs., \$2.25; 56 lbs., \$4.00; 560 lbs., \$37.50.**

Wimple's Yellow Dent

Probably a larger acreage of Wimple's Yellow Dent is planted in southeastern South Dakota than any other variety of corn. This corn originated in Union County about twelve years ago and has spread in all directions from there, giving good satisfaction anywhere south of central South Dakota, the southern tier of counties in Minnesota and all points south of there. It is a very deep, broad kernalled, rough corn, producing good sized ears and yielding heavily to the acre. It grows well up on the stalks, and stalks 7 to 9 feet high, depending on the location, soil, etc. Grown in South Dakota. **1 lb., 20c; 14 lbs., \$1.25; 28 lbs., \$2.25; 56 lbs., \$4.00; 560 lbs., \$37.50.**

**Reid's Yellow Dent**

For the last eight years we have grown and selected a Reid's Yellow Dent that would be satisfactory to the planter in the southern tier of counties in South Dakota, northern Nebraska and northern Iowa, as well as those farther south. Reid's Yellow Dent is the ideal Corn where it can be safely grown. It is too late for any place north of the north line of Iowa and our strain of Reid's is the earliest grown, so do not buy this variety and expect a crop to mature north of the north line of Iowa. **Dakota Grown Reid's, 1 lb., 20c; 14 lbs., \$1.25; 28 lbs., \$2.25; 56 lbs., \$4.00; 560 lbs., \$37.50.**




Dakota White Dent—About ten days later than Minnesota No. 13. Yields with us about 65 bushels per acre. Will be safe to plant in any ordinary season as far north as Madison, S. D. Ears from 8 to 10 inches; very deep kernel; stalks from 7 to 9 feet high, makes lots of fodder. If you live north of the south line of South Dakota and south of Madison, S. D., you will be pleased with it. Grown in South Dakota. **Price, per 56 lbs., \$3.85; 560 lbs., \$36.00.**


Dakota Yellow Dent—The description of Dakota White Dent fits this \$6.50 corn exactly, except this is yellow. Don't fail to order some of this if you are located in its territory. It is the yellow Corn for that section. Grown in South Dakota. **Price, per 56 lbs., \$4.00; 560 lbs., \$37.50.**

Northwestern Dent

Our supply of Northwestern Dent Corn is grown from Yankton to as far north as corn matured. We place this and August 15th at the head of the list of the earliest varieties of dent corn, suitable in most sections for the early hogging off. The very best in northern sections for the main crop variety. In the southern sections, southern Nebraska, Kansas, etc., where on account of drought you failed to get a good crop last year, you should plant at least an acreage enough to supply your wants until the later varieties mature. This and August 15th are absolutely the earliest varieties of dent corn that will produce a paying crop, and you should take this into consideration in placing your orders for corn. The color of this corn is red. August 15th is a white-capped yellow corn. **Price, 1 lb., 20c; 14 lbs., \$1.25; 28 lbs., \$2.25; 56 lbs., \$4.00; 560 lbs., \$37.00.**




DeWolf's Extra Prolific Field Corn—This is another production of M. J. DeWolf, now well past eighty years old. This corn matures well to the northern part of South Dakota and can be grown in the same district as Minnesota No. 13, but will outyield it. In 1920 it produced 150 bushels of ear corn to the acre in the seed trial grounds. We claim that it will outyield any variety that will mature in the same time on the same ground. This places it far ahead of other well-known varieties. If this variety was planted alone, to the exclusion of all other varieties in the State of South Dakota it would add to the wealth in the corn crop alone more than forty million dollars per annum. That would mean if you had planted DeWolf's Prolific instead of your regular corn, your crop would have brought you from one to three thousand dollars more than it has. Can you afford to let it pass another season? Can you afford to turn this proposition down, even if it costs you two or three dollars per bushel more for the seed than for other varieties? **Price, shelled and graded: 1 lb., 35c; 14 lbs., \$1.50; 28 lbs., \$2.25; 56 lbs., \$4.50; 560 lbs., \$40.00.**

**DeWOLF'S EXTRA PROLIFIC YELLOW CORN**

Price, shelled and graded: 1 lb., 35c; 14 lbs., \$1.50; 28 lbs., \$2.25; 56 lbs., \$4.50; 560 lbs., \$40.00.

Early Murdock

We have been watching the Early Murdock for the last several years, and we have come to the conclusion that it is a direct descendant of Minnesota No. 13. A little larger ear, just a little later, probably one week; yields well and is an excellent corn for any part of South Dakota or any point south of the north line of South Dakota. We would not plant Early Murdock beyond the South Dakota line. It will be one of the main varieties in the south two-thirds of this state and all states south of that point.



EARLY MURDOCK

South Dakota grown. Price, 1 lb., 20c; 14 lbs., \$1.25; 28 lbs., \$2.25; 56 lbs., \$4.00; 560 lbs., \$37.50.

Gurney's August 15th

Our supply of seed of August 15th is practically all grown in Yankton County. None south of here. The earliest of all dent corns was originated by ourselves at Yankton, and although it is practically identical with Minnesota 23, ours was placed on the market one year previous to that variety. August 15th, as its name implies, is exceptionally early. It is as early, possibly a little earlier, than Northwestern Dent. It yields equally as well, or better, than that variety, depending, of course, on soil, care etc. In color it is a white-capped yellow corn. The ears are almost perfect in shape, and every stalk producing a good ear. We use this corn for earliest feeding, for hogging off, and for farther north main crop variety. This corn has given good results in central Canada. It has saved the pocketbook of the southern farmer by furnishing him feed long before any other variety. Your hogs will enjoy a scrap with a good field of August 15th. Price, shelled and graded: 1 lb., 25c; 14 lbs., \$1.50; 28 lbs., \$2.50; 56 lbs., \$4.50; 560 lbs., \$40.00.


Squaw Corn, Blue and White Flint—This is the old-fashioned Flint corn that is known by every one the country over as Squaw Corn. It yields an immense ear and an exceptionally large number of them. Plant an acreage of this corn, and you will be feeding new corn before you know it. In planting Flint corn figure about one bushel of seed to each six acres; it stands planting a little thicker than other varieties, and is really one of the most valuable corns to grow, especially in a season when you want early feed. Price, 1 lb., 20c; 14 lbs., \$1.25; 28 lbs., \$2.25; 56 lbs., \$4.25; 560 lbs., \$38.00.

Dakota White Flint—This is the White Flint used for Hominy and Hull Corn. For table quality, flavor and sweetness is the best variety of Indian Corn. Its ample foliage makes it desirable for ensilage fodder. Dakota grown. Per 56 lbs., \$5.00.

Longfellow Flint—A beautiful eight-rowed Yellow Flint, ears from ten to fifteen inches long. Very prolific and early. South Dakota and Nebraska grown 1 lb., 20c; 14 lbs., \$1.25; 28 lbs., \$2.25; 56 lbs., \$4.25; 560 lbs., \$38.00.

King Philip Red Flint—Very early. About 10 days earlier than any of above named flints. 1 lb., 20c; 14 lbs., \$1.75; 28 lbs., \$2.75; 56 lbs., \$4.50; 560 lbs., \$40.00.

Red Cob Ensilage Corn—Among all the varieties of Ensilage Corn, this one gives the greatest product of green forage per acre, amounting on rich land and proper cultivation to as much as 10 tons. The fodder is sweet,



GURNEY'S AUG. 15th

tender and juicy, growing to a height of 10 to 14 feet. It is easier for the average farmer, and the first cost is less, to sow the ordinary field corn for ensilage purposes, but the thoughtful farmer will consider quantity and quality of the products as of first importance. 1 lb., 20c; 14 lbs., \$1.00; 56 lbs., \$2.25; 560 lbs., \$20.00.

Gehu Flint—Absolutely a seventy-day corn. This means that you can plant the corn on the seventieth day thereafter you can harvest matured corn. This means a lot to you in 1925, because the 1924 crop was short and high in price, and if you have saved any over, by planting this Gehu you can sell the old corn and depend on this new crop taking care of your wants early in the season.

We have planted this corn as late as the 25th of June and matured a perfect crop. This is an excellent corn for hogging down, producing as it does from two to five ears to the stock, ears six to eight inches long. Should plant at the rate of four acres of corn to one bushel of seed to get best results.


We grow very large quantities of this corn each year for the extreme North, even well into Canada. Price, \$4.50 per bushel.

Golden Glow or Wisconsin No. 12—This is a cross of the Wisconsin No. 8 and Tooles North Star. This cross produces a corn retaining the extreme earliness of the Wisconsin No. 8; the larger ear and deeper kernel of the North Star. This is a pure golden-yellow, most attractive in color and appearance. Ears average from 8 to 8½ inches with exceptionally well-filled butts and tips. The kernels are of unusual depth for an early variety. This is one of the Wisconsin Experimental Stations high-yielding varieties. 1 lb., 25c; 14 lbs., \$1.50; 28 lbs., \$2.50; 56 lbs., \$4.00; 560 lbs., \$37.00.

GURNEY'S RAINBOW FLINT

Matures in British Columbia—Seed Dakota Grown

This is a variety of corn that we are proud of. It is the corn child that we think more of than any other. Several years ago, Professor Hansen was visiting us while attending the State Horticulture meeting. As usual, he was



EAR OF RAINBOW 16 INCHES LONG. SOME CORN!

talking of the production and the method of production of new varieties. We finally talked corn, and the Mendel theories of production. Professor Hansen made the statement that if we would secure somewhere a variety of inbred corn, the longer it had been inbred the better; go in another direction and secure another variety, inbred just as long so that there would be no danger of these two lots being related in any way; place each variety in separate planters, planting two rows of one variety, then two rows of the other; then detassel one of the varieties and save it for seed, then we would receive from this seed a remarkable yield of corn, but that we must not continue it beyond one year, as the chances were almost 1 to 1,000 that the second year it would degenerate and show the bad traits of both parents. We tried this by the growing of two flint corns. We planted the seed as directed by him, and produced a wonderful yield of remarkable, large ears of early maturing flint corn, of about every color you can think of. The yield was so great, and so much better than either parent, that we thought we would take that one chance and try it again. Time has proven that we struck the one chance in the thousand, and produced a wonderful flint corn. It is getting to be

standard everywhere, as the largest producer of corn and fodder, the finest to look at, and one of the earliest to mature. It has matured perfectly in British Columbia. It produces a remarkable yield in the South. And is the main crop for early hogging off in all sections of the country. It is not unusual to produce a very large percentage of 14-inch ears of 14, 16 and 18 rows. Try it in the field and in the hog pen. 1 lb., 25c; 14 lbs., \$1.50; 28 lbs., \$2.50; 56 lbs., \$4.50; 560 lbs., \$40.00.

Sweet Fodder—There is nothing better for summer and fall green feed or for curing for winter than Sweet Corn. Being sweet and palatable, cattle eat every part of the stalks and leaves. Always a great favorite with dairy farmers, and excellent for soiling. Can be planted as other corn or sown thickly in drills or broadcast. Sow ½ bushel per acre in drills, 1 to 1½ bushels broadcast. 15 lbs., \$2.25; 50 lbs., \$6.00; 100 lbs., \$10.00.

Primitive, or Husk Corn—This is the original corn from which all the improved varieties of corn were produced. About thirty years ago a friend of ours was traveling in Central Mexico and in a district far removed from civilization and all human habitation he found this corn growing wild, just as

it had doubtless been growing for many centuries before America was discovered. It is a very curious appearing corn, each separate kernel is enclosed in a husk and there is an outer husk over the entire ear. **Large Pkt., 15c.**
South America's Mammoth—What would you think of corn stalks 17 feet high, that caliper 2½ inches at the base, producing ears 12 to 14 inches long, and of immense caliper? Ears often containing 28 rows, the stalks big and strong enough to make side posts for a child's swing. We have grown

them to this size in our trial grounds and we have attached the ropes and made swings of them. We exhibited at the South Dakota State Fair one year ten stalks and ears that weighed 82 lbs., the shortest stalk in this exhibit was 15 feet. We do not recommend this corn for general crops, but just for a novelty for exhibition purposes. We have had reports from North Dakota showing a 15-foot stalk in that state. If you want the real novelty in corn, try this. **½ pt., 15c; 1 lb., 35c.**

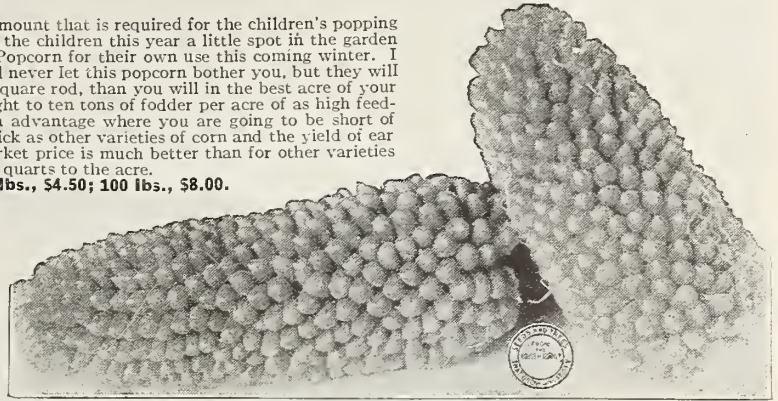
Popcorn

About one farmer in ten grows Popcorn, even the little amount that is required for the children's popping during the winter months, when it is enjoyed so much. Give the children this year a little spot in the garden where they can plant at least one pound of the **White Rice Popcorn** for their own use this coming winter. I would bet you dollars to doughnuts that the little shavers will never let this popcorn bother you, but they will hoe and cultivate it and produce a greater money yield, per square rod, than you will in the best acre of your own cornfield. Give the kids a try at it. It will yield from eight to ten tons of fodder per acre of as high feeding value as sweet corn. It matures very early, which is an advantage where you are going to be short of early feed for the stock. It can be planted at least twice as thick as other varieties of corn and the yield of ear or shelled corn is usually equal to that of field corn. The market price is much better than for other varieties of corn, and is always marketable. Plant at the rate of 6 to 8 quarts to the acre.

White Rice — ¼ pt., 15c; 1 lb., 25c; 14 lbs., \$1.80; 50 lbs., \$4.50; 100 lbs., \$8.00.
Red Rice — Fancy seed, bright red ¼ pt., 30c; 1 lb., 50c; 10 lbs., \$2.00.

Japanese Hull-less Popcorn

A hill of Japanese Hull-less produces as high as twenty ears of corn, ears small to medium, rows irregular like Country Gentleman Sweet Corn. It is the best of all the popcorns for popping purposes. Clear, white kernels popping to much greater bulk than other varieties. Much better flavor and the real coming popcorn. **¼ lb., 20c; 1 lb., 30c; 14 lbs., \$2.25; 50 lbs., \$7.00; 100 lbs., \$12.**



Bromus Inermis

Dakota grown Seed only. New settlers west of the Missouri River in North and South Dakota and western Nebraska should use this grass almost exclusively on their land. An exceedingly valuable grass; succeeds and produces immense crops of high nutritive value on the sterile and arid plains of our Western States, growing luxuriantly on dry, sandy soils where other grasses would perish. It is perennial and once sown down will stand for ten years. It is one of the surest to obtain a catch, establishing itself very rapidly, so much so that a good hay crop can be had the first season, followed afterwards by an immense amount of succulent pasturage. On and after the first season two crops a year can be had from it. When fully grown the plant stands 4 to 5 feet in height and stools out freely. It is ready to cut the latter part of June. This grand grass has been highly endorsed by the Experiment Stations, a few of which we give below. Prof. Shaw of Iowa says: "This grass cannot be obtained too soon by the farmers of the West." Notes on the Grasses and Forage Plants of Iowa, Nebraska and Colorado, published by the U. S. Department of Agriculture, says: "Bromus Inermis withstands drought and cold, and is perfectly adapted to conditions existing in Iowa. It makes an excellent growth, and more nearly reaches the ideal of a farmer's grass than any other sort introduced in recent 8 years." Sow broadcast at the rate of 20 lbs. per acre (14 lbs. per bu.). **Per lb., 25c; 10 lbs., \$2.00; 50 lbs., \$8.00; per 100 lbs., \$15.00.**

Meadow Fescue, or English Blue Grass — One of the best of the so-called natural or permanent Meadow Grasses, and has so well adapted itself to our Northern and Western States as to have become invaluable; in fact, it thrives over as wide a range as any of our grasses, succeeding as far south as Tennessee. It is greedily eaten by all kinds of stock, is very fattening, and makes excellent hay. It is very hardy and succeeds in almost all soils, but attains its greatest perfection in moist, rich land. Coming into use very early and again late in the fall, it should form a prominent part in all permanent pastures and meadow mixtures. (22 lbs. to the bu.) **Per lb., 40c; 50 lbs., \$13.00; 100 lbs., \$24.00.**

Orchard Grass — (Dactylis Glomerata) — It is of exceptional value for permanent pastures and for hay crops. It is very early, coming in ahead of all other grasses, recovers quickly after being cut, and endures close cropping by cattle. All kinds of stock relish it greatly and if cut when it comes into flower makes excellent hay. Thrives well on all soils and attains its greatest perfection on strong, moist and clay lands. (14 lbs., per bu.) **Per lb., 40c; 10 lbs., \$2.80; 100 lbs., \$25.00.**

Kentucky Blue Grass (June Grass, or Smooth-Stalked Meadow Grass; Fancy Cleaned) — (Poa Pratensis) — One of the first grasses to start in the spring; much relished by all kinds of stock, and succeeds on a great variety of soils, particularly on rich, moist lands. Fancy cleaned seed. (20 lbs. per bu.) **Per lb., 70c; 20 lbs., \$10.50; 100 lbs., \$46.00.**

Red Top, Choice — (Agrostis Vulgaris) — Grows on almost all soils, but best on moist lands; should be included in all mixtures for seeding down wet or marsh lands. (15 lbs. per bu.) **Per lb., 55c; 15 lbs., \$7.50; 100 lbs., \$44.00.**

English Rye Grass — (Lolium Perenne) — One of the best and most nutritious grasses for permanent meadows and pastures; it endures close cropping and recovers quickly after cutting. Does best on strong, rich soils. (24 lbs. per bu.) **Per lb., 30c; 24 lbs., \$5.25; 100 lbs., \$20.00.**

Italian Rye Grass — An excellent variety producing a nutritious feed in early spring; if sown early will produce a large crop the same season. (18 lbs. per bu.) **Per lb., 30c; 10 lbs., \$2.50; 100 lbs., \$19.00.**

Timothy — (Phleum Pratense) — Dakota grown; thoroughly re-cleaned, the best Timothy Seed on earth. You know what Timothy is, and you can grow it. A few years ago it was almost unknown to the farmers and stock growers of South Dakota; today it is growing successfully in the eastern half of South Dakota, from the south to the north line. Most farmers have their Timothy and clover meadows and pastures. Our seed is all northern grown, and of the very best grade. (45 lbs. per bu.) **Pound, 20c; 10 lbs., \$1.80; 50 lbs., \$6.00; 100 lbs., \$11.00.**



farmers and stock growers of South Dakota; today it is growing successfully in the eastern half of South Dakota, from the south to the north line. Most farmers have their Timothy and clover meadows and pastures. Our seed is all northern grown, and of the very best grade. (45 lbs. per bu.) **Pound, 20c; 10 lbs., \$1.80; 50 lbs., \$6.00; 100 lbs., \$11.00.**

Pasture Mixture — There are certain desirable mixtures of various kinds of grasses that give you the best results on highlands or lowlands. As we have made a study of the proper mixtures for this purpose for many years, we can give you better results than if you selected your own. You can readily understand that it is our interest and desire to secure for you the best results from anything you purchase from us. Consequently, we spend lots of time and money in studying the various grasses and knowing where they will succeed best. In ordering pasture mixture, state whether it is for high or low land or hog pasture. Each of these require an entirely different mixture. By securing this best mixture, you can ordinarily pasture fifty per cent more stock per acre than you can with most of the ordinary or a single variety of grass, besides having a continuous pasture from early in the spring until it is covered with snow in the fall. Sow 25 lbs. per acre.

Upland Pasture Mixture — Per lb., 35c; 25 lbs., \$6.00; 50 lbs., \$11.00; 100 lbs., \$21.00.

Lowland Pasture Mixture — Per lb., 35c; 25 lbs., \$5.50; 50 lbs., \$11.00; 100 lbs., \$20.00.

Hog Pasture Mixture of grasses and clovers — Per lb., 30c; 25 lbs., \$4.75; 50 lbs., \$7.25; 100 lbs., \$15.35.

From Frank Betschart, Fairbanks, Alaska.

Just finished seeding the Bromus grass which I ordered from the Association. I found it to be the finest and cleanest seed we have ever had up here and I want you to send me at once two hundred pounds more of the same. The first lot of seed was out of the two carloads of assorted seed which you sent to this town.



KENTUCKY BLUE


Lawn from Gurney Seed—South Dakota State Capitol Building

A photograph of the Capitol building at Pierre, South Dakota, together with the lawn surrounding same. These grounds were planted with our special lawn mixture in May; this photograph was taken in early September and shows something of the luxuriant growth of the grass and the beautiful lawn surrounding this elegant new Capitol building. The marvelous beauty of this perfect lawn produced in so short a time has created a great deal of favorable comment among the newspapers of the Northwest, some of them devoting columns to it. Gurney's Lawn Grass will produce this kind of a lawn anywhere. South Dakota is to be congratulated on its fine building and beautiful lawn.

Capitol Lawn Mixture

It is made up of the seed of several fine leaved grasses, selected and recommended by the experts of the Agricultural Department at Washington, after a series of most careful experiments extending over several years. We can conceive of no better authority on the subject than these painstaking investigators. It may be said here concerning all these special purpose grass mixtures that they are based mainly on the results of these field trails at the department and at various State Experiment Stations. The mixture offered here for lawn purposes has been tested thoroughly under the severe conditions of our climate, and has proven so generally satisfactory as to fully warrant us in claiming them to be unexcelled. **Pound, 65c; 10 lbs., \$6.75; 20 lbs., \$13.00; 50 lbs., \$26.00.**

For shady places, certain fine grasses are used that show a particular aptitude for maintaining their growth in the shade of trees. These grasses are generally shy seeders and consequently the seed is high priced, as will be noted in our price list, but the results obtained will fully warrant the cost. **Pound, 60c; 10 lbs., \$5.75.**



Pedigreed Stock of Seed Grain

I have a great many letters during the season from planters of seed grains, asking for a reduction in the prices at which the goods are quoted. We think a word of explanation here would show the reasonableness of the charge which we make for these grains. There is a much larger cost attached to the production of these better grades of grain than to the grain grown in the ordinary way. In the re-cleaning there is a great shrinkage, as we take out of the small grains and light ones, and give you none but the very best grade of grains. We do not believe that you can object to the price we charge for this extra fancy stock. There is but little profit to us in the grain at the prices at which we catalog them.

Flax, Minnesota, No. 25

This wilt-resistant Flax is a selection made by the Minnesota Experiment Station from stock received from the Department of Agriculture at Washington, and in repeated trials at the Minnesota Station and points in the Northwest it outyields all other varieties of Flax from two to four bushels per acre, and where other Flax wilts and fields are entirely destroyed this has stood perfectly. Not in all cases, but nearly all.

If you can increase your yield even one bushel per acre by planting this Flax and have the added advantage of leaving your ground clean and free from foul seed on account of planting absolutely clean Flax, you would be ahead if you could secure the common dirty Flax for nothing. **56 lbs., \$4.00; 560 lbs., \$39.00.**

Buckwheat

Buckwheat should be sown about the middle of June, broadcast, at the rate of from one to three pecks per acre.

Silver Hulled—A great improved variety. It is in bloom longer, matures its crop sooner, and yields twice as much as the ordinary sort. In a great many sections of the United States Buckwheat is not a paying crop, if you figure on using it as you would other grains, like wheat or oats. There is no crop that will yield a greater amount of food for fowls than Buckwheat. We know of one case where one quarter-acre field furnished seed for over 300 chickens for three months. They were allowed to harvest the crop themselves. **1 lb., 25c; 12 lbs., 90c; 50 lbs., \$2.50; 100 lbs., \$4.65; 1,000 lbs., \$45.00.**

Japanese—Larger seeded than Silver Hull. Seed black, good yielder. About equal to Silver Hull in all ways and for all purposes. **1 lb., 25c; 12 lbs., 95c; 50 lbs., \$2.75; 100 lbs., \$4.50; 1,000 lbs., \$43.00.**

Marie Heinen, Princeton, Minn., September 5, 1925

You sent me your Mammoth pumpkin seeds free last spring. I produced one pumpkin weighing 75 pounds. Took it to the Fair and received first prize for the largest pumpkin produced.

Mrs. Sam Barlean, Alladin, Wis., Feb. 25, 1925

Just received the seeds I ordered. Everything seems to be satisfactory and I want to thank you for the extra seeds. I expect to send you many more orders.



Spring Rye

Spring Rye — In the spring of 1923 we advised everybody to plant an increased acreage of spring rye on account of the low acreage of fall rye planted in the fall of 1922. The result was a normal acreage of rye, the fall and spring combined, and a normal yield. The growers of spring rye find that it yielded equal in bushels per acre to the fall rye and was desirable reasonably profitable crop. We are again advising that where you have failed to plant a sufficient acreage of fall rye or fall grain, you can still balance your farm work by increasing the acreage of spring rye.

I think we have refunded more money on account of being unable to fill your orders for Spring Rye in past years than any other one item that we list. It seems that most every farmer wants to plant some of this but has been unable to secure the seed. In trying to overcome this difficulty we planted last spring a large acreage of the Spring Rye and harvested a very good crop. In fact, the yield was better than thirty bushels per acre. We have saved all the seed of this genuine Spring Rye, and think we have ample to fill all your orders this season with strictly first-class seed.

Spring Rye is equal to Fall Rye for all purposes excepting summer pasture. It allows you to increase the acreage of small grains where you have failed to plant all the rye and fall wheat that you wanted at the proper time. Our last planting of Spring Rye was the 12th of April, and on account of a very dry April did not germinate for more than ten days after that. It can be sown as late as oats and nearly as late as barley, and still produce a good crop. For bread making purposes it would be identical in value with the Fall Rye.

Sow from five to eight pecks per acre, depending on the average rainfall in your locality. Where the rainfall is apt to be deficient sow a less amount of all kinds of small grain than where the rainfall is ample. You will secure a better yield.

Per lb., 20; 14 lbs., 90c; 23 lbs., \$1.10; 53 lbs., \$2.00; 560 lbs., \$19.00.

Winter or Fall Rye

This valuable forage plant produces pasture from early in the spring until late in the fall if sown in the spring. It seldom produces any head and gives you good pasture all summer. It is also an excellent fertilizer, plowing it under in mid-summer. In sowing the same variety in September it produces a crop of seed for the next year. **14 lbs., 80c; 56 lbs., \$1.75; 560 lbs., \$17.00.**

Barley

University, No. 105 (New Barley) — For several years the Minnesota State Experiment Station has been breeding and testing many varieties of barley with a view to producing an improved sort that would lead all other kinds in the matter of yield. This ambition, the station considers, has been realized in the new six-rowed variety here offered under the name of University No. 105. In comparative tests covering a period of several years and made side by side with the best known and most popular varieties, it has proven to be the heaviest yielder, and from any standpoint a most valuable acquisition. It is early, uniform in maturing and pure. **48 lbs., \$1.25; 480 lbs., \$11.50.**

Odebrucker Barley — In this age of improvement in grain, barley has come in for its share of attention, and experiments have shown wonderful progress in securing better grades and yields.

The Wisconsin Agricultural College has taken a leading part in the improvement of barley, and in introducing the Odebrucker they are beyond question several years ahead in improvement of all other varieties. The Odebrucker is a better color, heavier yielder and the very best barley that can be grown. The seed we offer is produced from seed secured direct from the Wisconsin Agricultural College and the quality is certainly fine, and we ask all our intended customers to send to us for a sample of it, which we will be glad to submit. The quantity of available seed of this new variety is not large, and we would advise all barley growers to make their orders early for this. **48 lbs., \$1.25; 480 lbs., \$11.50.**

Beardless Barley — This barley will mature in 60 days from date of sowing under ordinary conditions. A barley without beards. This must be admitted by all as a very desirable thing. Most of you have threshed barley and some of you have been in the stack and you know what bearded barley is. The greatest advantage lies in the extreme earliness, which makes it absolutely desirable, not indispensable, for early feeding when old grain is scarce. Being a sport from the old bearded barley, there may appear a few heads in the field showing beards. **12 lbs., 85c; 48 lbs. 2.25; 240 lbs., \$10.50.**

Blue Hullless Barley — Has no hulls. Earliest and best hog feed grown. Yields immense crops. Better for feeding purposes than other barley. Plant for earliest feed. **15 lbs., 85c; 24 lbs., \$1.50; 48 lbs., \$2.50; 240 lbs., \$10.00; 480 lbs., \$19.00.**

White Hullless Barley (See colored photo, page 68) — Has neither beards nor hulls, extremely early, making it very valuable for hog feed, yields immense crops that thresh out from the hull just as wheat does, better and richer for feeding purposes than any other barley. This barley is also used in large quantities for bread making purposes and makes an excellent bread, normally producing from two to three times the yield of the best wheat. **15 lbs., 85c; 24 lbs., \$1.50; 48 lbs., \$2.75; 240 lbs., \$11.00; 480 lbs., \$21.00.**

Bearded Speltz or Emmer

It makes a good crop with almost any condition of soil and climate. It is neither wheat, rye nor barley, and yet it appears to be a combination of these. It is more like wheat than any of the others mentioned. For fattening cattle, poultry, horses, sheep, pigs, etc., it is claimed to be ahead of other grains; in fact, all kinds of animals seem to thrive on it. Speltz is claimed to be ahead of corn, superior to oats and more profitable than wheat. Yields 80 to 100 bushels of richer food than corn, besides giving as much as four tons of good hay per acre. Excellent for pasture and can be fed in the green state. As green grass hay food it often gives 100 leafy stalks from one seed, which shows its heavy stooling properties. The heads are

somewhat similar to two-rowed barley, the spikeless being separated from each other in such a manner that the crop is not easily injured by the weather. It is a heavy yielder. Will grow well and produce enormous crops on land where wheat will not grow. **25 lbs., \$1.00; 50 lbs., \$2.00; 100 lbs., \$3.20; 500 lbs., \$14.00.**

A Proper Hog Pasture

for the least money. Something you may turn the hogs on soon after planting, something that you may use and get value received from this season. If that is what you are looking for sow **56 lbs., of Fall Rye, 5 lbs. Dwarf Essex Rape and 10 lbs. White or Yellow Blossomed Sweet Clover per acre.** Mix thoroughly if sowing by hand; if by machinery, mix rape and clover for one sowing and plant the rye separately. This insures an even stand.

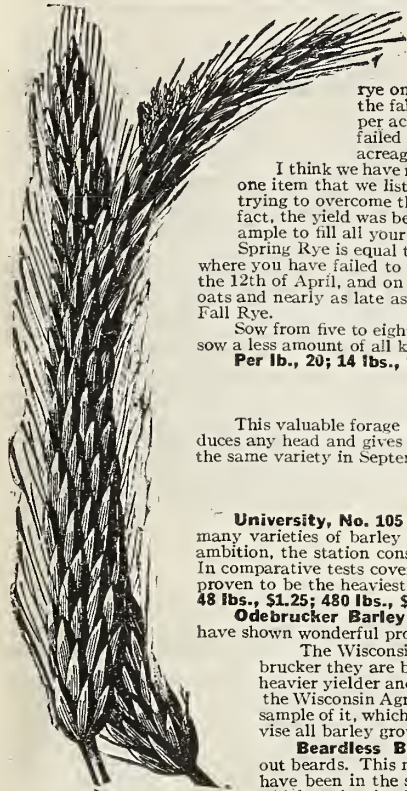
Price, packed separately, right portions, 100 lbs., \$5.00; 500 lbs., \$27.50.

A Permanent Hog Pasture

After many years of experimenting, we have made up an ideal permanent hog pasture of various grasses and clovers that stand the rough usage best and live longest. Sow this as early in the spring as the ground can be well worked, sowing 30 lbs. to the acre. **Price, 30 lbs., \$5.00; 60 lbs., \$9.50; 90 lbs., \$13.00.**

Dwarf Essex Rape

This forage plant has rather forced its attention on the grower of stock as the seedsmen, generally, have neglected to tell of its value. A great many farmers have realized its value, and made use of it for a number of years, but the percentage of people planting it is so small that I want to impress it on you, especially this season, that the Dwarf Essex Rape will grow and thrive, and be profitable in so many places on your farm where you are not getting the full benefit of that land, that you should watch for every place, no matter how small, and plant this rape seed. In the spring when you are sowing small grains, sow it at the rate of 4 pounds per acre with your grain. This will furnish valuable pasture after harvest, and on account of the start it has before harvest, requires but little moisture in the latter part of the summer to make a good crop. Plant it with fall rye at the rate of about three pounds to the acre in the months of April or May, and it will make you a good pasture with the rye in summer. Plant it by itself at the rate of 5 lbs. per acre and see the immense yield of forage it will produce. Sow it at the rate of 3 lbs. per acre with your cultivation of corn. This is undoubtedly the most profitable place to sow rape seed. If you are hogging the corn down, the hogs will clean the rape as well as the corn. If you husk your corn and pasture the corn stalks all kinds of stock eat it readily, and this gives them green food with the dry. Dwarf Essex Rape is the only variety that is valuable. We would advise placing your order early. **Price 1 lb., 25c; 10 lbs., \$1.50; 25 lbs., \$3.25; 50 lbs., \$5.75; 100 lbs., \$10.00.**



SPRING RYE



Millet

Early Fortune—This has come to be one of the most valuable crops that the farmer can raise, the seed being the richest and most valuable stock food that can be produced, while the hay is very valuable for stock. A very much prized peculiarity of this millet is that the seed ripens while the hay is yet green, when, if cut properly, can be threshed for seed, while the hay makes excellent fodder after being threshed. **Pound, 20c; 100 lbs., \$4.25.**

Liberty Millet (German)—Planted on good land, produces a large crop of hay or forage during the summer months and leaves the ground in the finest condition for wheat. There is no larger yielding forage plant. Seed is valuable for poultry. (Bushel, 50 lbs.) Sow $\frac{1}{2}$ bushel to the acre. Values constantly changing. Write for prices. **1 lb., 20c; 50 lbs., \$2.50; 100 lbs., \$4.50.**

Japanese Millet—All things considered, we call this the most valuable thing in our whole list of forage plants. It has been sold under different names, as "Billion Dollar Grass," "Steel Trust Millet," etc. We recommend it for the following reasons: First, it makes more hay than German Millet or any other. Second, although it grows so large, sometimes seven or eight feet high, the hay is of the most excellent quality, superior to corn fodder. Third, it is adapted to all sections and a great success wherever tried. It does well on low ground. Fourth, two crops a season may be cut from it, or, if left to ripen, it will yield almost as many bushels of seed per acre as oats. Fifth, it requires less seed per acre than any other millet, 20 to 30 pounds being sufficient. Sixth, it makes fine silage, especially if mixed with soja beans or sand vetch. Seventh, it is highly endorsed and recommended by the U. S. Department of Agriculture, by all Experiment Stations and by seedsmen generally. Be sure to order of us, as we are headquarters. Treat it exactly as you would

German millet, only sow it a little earlier for best results. We know it will please you. (40 lbs. per bu.) **1 lb., 25c; 10 lbs., \$1.00; 50 lbs., \$2.75; 100 lbs., \$5.00.**

The New Siberian—The most wonderfully productive and satisfactory forage plants possessing in a superior degree all the essential merits of any of the older sorts, besides many other points of excellence that distinguish it and render it a most valuable addition to the list of forages and which destines it to take front rank if not lead all the rest. It is said to have come from Russia, which would, of course, give it vigor and hardness not possessed by those originating in a warm climate. **1 lb., 25c; 50 lbs., \$2.25; 100 lbs., \$4.25.**

Kursk Millet—This very valuable millet is one sent out by the Department of agriculture several years ago. We find that it will produce more hay in the dryer regions than any other variety of millet you can plant. The color of the seed is red like the Siberian, only a little darker in color. It yields heavy crops of seed and forage. We especially advise the planting of this in any section where the rainfall is not ample and regular. Sow 20 pounds to the acre. **Price, 1 lb., 25c; 50 lbs., \$2.50; 100 lbs., \$4.50.**

Hog Millet—We have tried in the last two catalogs to discontinue the use of the words "hog millet." The millet known as hog millet is also known as Broom Corn, Manitoba and Early Fortune Millet. It comes in several colors, the yellow, the red and the black. All of these millets yield immense quantities of seed which is exceptionally valuable for feeding purposes. These are all Prosos. These Prosos are not as desirable for hay as for grain and millions of pounds of this grain is used in the Siberian and Russian countries for human food; in fact, we have used it and found it extremely palatable. **1 lb., 20c; 10 lbs., 75c; 50 lbs., \$2.00; 100 lbs., \$3.50.**

Professor Hansen's Siberian Proso

There are a number of varieties of **Proso** brought over by **Prof. Hansen** previous to this one. This is the best, and other varieties should not be confused with this large seeded **Hansen's White Siberian Proso**.

In **Professor Hansen's** various trips to the Siberian country he has brought many valuable forage plants, vegetables and flowers to the United States. The Siberian Proso is one of the very valuable ones. The protein contents of Proso compare very favorably with that of wheat and it is an excellent food for human consumption. It can be ground with wheat and makes excellent bread, and it alone makes one of the very best of breakfast foods, higher in food value than probably any grain now used for the purpose.

A large-seeded white-grain millet of the Proso type grown by the Kirghiz Tartar nomads in the Semipalatinsk region as a grain for their stock; also grown extensively by the Kirghiz for themselves, produced in their climate, where the annual rainfall is about eight inches. It will probably yield well on the driest upland in the driest years in all our western states. When it is hulled and cooked for the table the Russians call it "Kasha," and it is very extensively used in European Russia, Siberia, Turkestan, Mongolia, and other parts of Asia, especially the driest regions.

"This variety was extremely productive here at Brookings the past season, the yield being over four bushels of grain from one pound of seed sown thinly at the rate of five pounds per acre."

This is specially valuable grain. For feeding stock, poultry, and everything of that kind Proso is equal to or better than the wheat.

Proso is also specially valuable as a summer catch crop, something that can be planted very late. It can be planted as late as July 15th and still mature a crop of grain and hay. Do not consider that Proso is going to produce much hay to the acre or be of great value. It is a grain crop, the hay or straw being equal to, at least, that of wheat or oats straw.

There are so few later catch crops that Proso will be used extensively on land that has had an early crop removed from it or where it has been drowned out and not in shape to work until mid-summer. Sow 12 pounds per acre. **Price, 1 lb., 30c; 3 lbs., 60c; postpaid; 10 lbs., 80c; 25 lbs., \$1.50; 50 lbs., \$2.25; 100 lbs., \$4.25.**

Soja Beans (or Soy Beans)

During the period of the World's War the Department of Agriculture spent considerable time and energy in educating the growers to a greater diversity in farming. They were able seconded by the various State Agricultural Colleges and on account of the propaganda there was a very heavy demand for some of the items, especially the Soja Beans. The demand for the early variety suitable for Northwest planting was so great that seed enough had never been produced to supply the intended planter. This year we will, I think, be able to fill orders in full.

The Early Maturing Soy Beans listed by us are all absolutely Northern grown and of the earliest varieties suitable for planting in this and sections farther north. On account of the lesser acreage grown for seed purposes, these are higher priced than the southern beans, but only about one-half the price of one year ago. These beans yield enormously. **Price: Northern Grown Early Varieties, 1 lb., 30c; 3 lbs., 65c; 10 lbs., \$1.50; 50 lbs., \$3.75; 100 lbs., \$6.50.**

Late or Southern Grown Soy Beans—These are suitable for all points south of Omaha, Nebraska, when planted with corn for silage purposes, as they will mature properly with the corn and add considerable to your corn silage. **Price: Late Southern Grown, 1 lb., 20c; 3 lbs., 50c; 10 lbs., \$1.00; 50 lbs., \$3.75; 100 lbs., \$5.75.**

Wisconsin Early Black, Ito San and Manchu were the best two varieties out of more than twenty in our trial grounds in 1922. We have both in Northern Grown.

Q. Can soy beans be planted with corn?

A. Yes; either for hogging or sheeping down or silage purposes. It requires from three to five

Q. Would you advise inoculation of soy beans?

A. Yes. The beans may do very well without, but they will not improve the land unless inoculated.

Q. At what stage of maturity should soy beans be cut for hay?

A. When the pods are well filled and when the first leaves begin to turn brown.


Q. What is the feeding value of the hay, especially for dairy cattle?

A. It contains practically the same amount of protein as alfalfa, but is not quite as palatable. For sheep it will take the place of alfalfa hay, pound for pound.

Q. Will soy beans and corn silage increase the milk flow over corn silage alone?

A. I do not know of any exact experimental data on this particular point. A number of practical dairymen in this state believe that it will.

McQueen Bacteria—For inoculating Soy Beans. **100 lbs. size, \$1.00; 300 lbs. size, \$2.50.**



PROFESSOR HANSEN

pounds of seed per acre when planted with corn.

Q. How many pounds of soy beans to the acre if drilled in rows wide enough for cultivation?

A. Forty to sixty pounds, depending upon the width between and rate of planting in the rows.

Q. Is this a good way of hauling soy beans?

A. It is one of the best. They can be drilled with an ordinary corn planter or with a wheat drill by stopping up a number of the holes so the rows will be from 32 to 36 inches apart. The beans should not be more than two inches apart in the row in Iowa; perhaps a little farther apart where the rainfall is less.

Q. If planted broadcast, how many pounds per acre?

A. Sixty to ninety pounds.

Q. At what stage of maturity should the soy beans go into the silo?

A. About half ripe. That is, in the dough stage and the leaves just starting to dry. A later and larger bean can be used for silage purposes than for hogging down or seeding purposes.

Seed Oats for Spring 1926

Owing to the light weight and generally poor grade of the 1925 oat crop, good quality seed oats is going to be very scarce. We have stored in our warehouses very high quality oats of various varieties, and at the reasonable prices you should not hesitate to buy liberally.

Kherson Oats

Made larger yields and weighed better than any others. We believe it to be the very best for the Northwest. This oat is undoubtedly identical with

HULL-LESS OATS—OTTAWA 480 LIBERTY

Another year's trial over a vast area has demonstrated that this exceptional variety of Hull-less oats has come to stay, and within a very few years a crop of oats with the hulls on will be a curiosity, as you can no longer afford to grow them compared with the Hull-less.

Three years ago we sent our representative to Alberta, Canada, to investigate and load the Hull-less oats we had grown for us in that territory. We informed us that our fields produced 2,295 pounds of oat meat per acre and that they were being grown in a small way hundreds of miles north of there profitably. The Hull-less oat threshes out like wheat or rye, the berry as large and plump as the best rye, from which you can make oatmeal or crushed oats equal to the best breakfast food. The whole berry cooks quickly and retains its shape like rice.

The Hull-less oat is the most valuable feed for the grower of live stock, especially pigs and calves, as you get entirely away from the irritating effect of the hull when fed to young stock. Feeders have used many devices to remove the hull before feeding, have either wasted a good part of the grain or the method was too expensive. Many feeders buy the oatmeal direct from the mills, but this has been too expensive. With the introduction of the Ottawa 480 Liberty Hull-less, we have solved the problem, and you may now grow your own breakfast food, as well as this valuable grain for your stock.

Liberty Hull-less was originated and introduced by Professor Saunders of the Department of Agriculture in Saskatchewan, Canada.

Oatmeal While You Wait

With the introduction of the Hull-less oat we have solved the breakfast food problem and you can grind and make your own oatmeal at probably less than one-fourth price paid for it in the store. These oats can be ground in any kind or variety of mill. We have ground them through a food-chopper, cracker mill, the ordinary burrs of a feed mill, over the stone and through the rollers of a flour mill and it has made strictly high grade, in fact better oatmeal than you could purchase from the store.

To demonstrate that this is true we are going to enclose with each 100 lb. lot purchase a package of oatmeal made over an ordinary mill, so that you may determine for yourself just how good this breakfast food is. Remember this package of oatmeal goes only with 100 pounds or larger lots.

The reports made by the growers are unanimous that it does not lodge, that it produces reasonably tall, stout straw that holds it up well, that it does not rust to the extent of serious damage, that it matures immediately after the Kherson Early oat, that it does not shell in the field, that it is easily threshed as the common oat, all of them reporting that they will abandon all other varieties from this time on, that it should be planted at the rate of 50 pounds of seed per acre in order to secure the highest yield. The oat stools well and produces very large spreading heads with an exceptionally large number of kernels in each head. The oats which we will send you test 50 pounds or better per measured bushel, Canadian and American grown, a certificate in each package certifying that it is Liberty Hull-less No. 480, this being the only desirable variety of Hull-less oats produced.

Last year the available supply was approximately 800 bushels and we returned money to our customers for more than three times the number of bushels we were able to supply. Our supply this year is approximately 2,500 bushels and when this is exhausted, money will be refunded. We advise early orders in larger quantities than the average order of 1925, because this oat has demonstrated that it is the most valuable farm crop, producing more dollars per acre in grain than any other kind or variety of grain. We paid this past season to a number of growers in excess of \$100.00 per acre for their crop.

1 lb., 35c; 5 lbs., \$1.20; 10 lbs., \$2.00; 25 lbs., \$3.00; 50 lbs., \$4.00; 100 lbs., \$7.00; 300 lbs., \$19.00.

Iowa Oats

This is another selection made by the Iowa Agricultural College of Ames, which is of the same type, earliness of maturity, high-yielding, and a descendant of the Kherson, as is the Iowa 103. We had a forty acre field of this on one of our own farms this past season and with the ordinary farm care it gave us better than seventy bushels per acre. It was truly a beautiful field, stood just as high as the enclosure fence and not a weed in sight in the field. We wished to convert this field into Cossack alfalfa and sowed eight pounds of Cossack per acre with the oats. After harvesting the oats and before fall, we got three-fourths of a ton of Cossack hay per acre, and it has furnished lots of pasture since. I believe the Iowa is bound to rank high as an oat with the hull on. **Price, 16 lbs., 70c; 32 lbs., \$1.05; 320 lbs., \$9.50.**

Regenerated Swedish Select Oats

The past season the new Regenerated Swedish Select Oats have made some wonderful yields in the Northwest. They are certainly the leading late oats at the present time and it is probable they will continue to be so. It is not unusual to see fields growing 100 bu. per acre and weighing as high as 45 lbs. per measured bushel. Our stock of this oat is strictly pure and at the low price you should sow a good field. **32 lbs., \$1.00; 160 lbs., \$4.75; 320 lbs., \$9.00.**

E. G. Sanders, S. D. February 19, 1925

Farmers in this locality are very enthusiastic over the Hullless Oat. Many are sowing 25 to 50 acres. I have grown mine two years and I am confident it is the coming feed oat. They yielded from 30 to 50 bushels per acre and the greatest value lies in the fact that there is no waste and can be fed without injury to small pigs, chickens, calves, etc. Live stock prefer the stalks to other kinds of oats and eat it like hay. I grind and crack it for the small, weaned pigs and it makes an excellent milk substitute. Grows to good height, ripens early, threshed easily but does not shatter badly in the field. It should be stack threshed.

If possible, I advise sowing 70 pounds to the acre. I consider Hullless Oats the nearest perfect feed of anything I have ever grown. The yield of digestible food per acre is easily ahead of any other oats.

W. H. Liebrez, Minnesota February 23, 1925.

I planted the Hullless Oats one year. I sent for the seed very late and when I received it, I had planted all my best land and only had the poor pieces left. The yield was 50 bushels per acre. Had I planted it on my best ground, I think the yield would have been 75 bushels per acre. I sowed 65 pounds per acre. I had other oats planted next to the Hullless. The Hullless grew six inches taller, good stiff straw and I believe it to be the very best feed for pigs, chickens, small calves, etc. They leave everything else and go to the Hullless Oats.

We used considerable of it for oatmeal and it is very excellent but requires a longer time to cook. The seed is so heavy you can put four bushels in an ordinary grain sack.

the yellow oat known as Sixty-Day Oat. There were two importations from Russia; one has come out under the name of Sixty-Day and the other as Kherson. They both outyield all others.

Our seed from this variety is secured from seed of the original Taylor importation, and is absolutely pure Kherson Oats. It is a smaller oat than most and takes at least one peck less per acre for sowing. This oat should be largely planted as the difference of 10 to 15 days in earliness of maturity will escape the rust period; save that much risk of winds, hail and bugs. It also lengthens the harvest season, allowing you to get along with less high-priced help. **Price, 32 lbs., \$1.00; 64 lbs., \$1.80; 320 lbs., \$8.50.**

Last year I made the statement in the catalog that Liberty Hull-less did not produce as many bushels of hulled oats, as many varieties of oats with the hull on. You must take into consideration, however, that one bushel of Hull-less oats is equal for all purposes to two bushels with the hulls on.

I am pleased to give you the yield in pounds per acre, as reported to us by a number of growers. These figures are measured bushels per acre, and as the Hull-less oat tests an average of about fifty pounds per bushel, you will see the actual yield per acre in weight far exceeds the average yield of the common oat with the hull on.

Yields in Pounds Per Acre

William Bohian, Mont.	1,650 pounds
Arthur Hahrodt, N. D.	1,350 pounds
Daniel F. Fiersteine, Ia.	1,000 pounds
Farrend Lewis, Wis.	2,285 pounds
L. D. Simmons, Ia.	1,750 pounds
Domina Westry, Wis.	2,150 pounds
Martin Christianson, Ida.	1,500 pounds
Rihhard Bubs, S. D.	2,000 pounds
Alex. Molan, Minn.	2,285 pounds
James Du Boys, Ill.	1,970 pounds
W. D. Tarroll, Kans.	1,845 pounds

The above report covers the highest and the lowest yields per acre reported. We have reports averaging between the two high and low figures.




REGENERATED SWEDISH SELECT

Iowa's 103 Earliest White Oat—A Descendant of the Kherson

For the last several years we have been getting some very satisfactory reports of yields of the New White Kherson, or New Iowa 103, and have decided that it is absolutely the best of all the early oats from point of color, earliness and yield, consequently we are strongly urging that you plant a quantity of it this year. Our stock is from seed furnished by the Iowa Agricultural College in 1915 to the growers and they have not grown any other variety on their place, so that it is the genuine Iowa 103, or White Kherson. Under date of March 3, 1916, the following letter was received from Professor J. Buchanan, Secretary and Director of Experiments of the Iowa College:

"Your letter of February 17th, in regard to Iowa 103 Oats, received. This is an early White Oats originated here at the Experiment Station by the pure line selection method. After proving its superiority in the Experiment Station test it was distributed to a large number of farmers for co-operative test throughout the state. In 119 co-operative tests conducted in the years of 1913, 1914, and 1915 the Iowa 103 gave an average of 49.94 bushels per acre, and the home varieties an average of 46.01 bushels per acre, making a difference of 3.93 bushels in favor of Iowa 103. In 32 of the 119 tests the Iowa 103 gave an average yield of 54.4 bushels per acre, and the Kherson an average of 51.50 bushels per acre, making a difference of 2.81 bushels in favor of Iowa 103. I should state here that the Kherson is the parent variety. In 15 of 119 tests the Swedish Select was the home variety



used, and the Iowa 103 gave an average of 5.25 bushels more than the Swedish Select. In 11 of the 119 tests the Early Champion was the home variety used, and the Iowa 103 gave an average of 2.8 bushels more per acre than the Early Champion. The demand for this Oat becoming very large, as in many places, it has outyielded the more common varieties by a wide margin.

"J. BUCHANON, Sec'y & Director of Experiments."

8 lbs., 35c; 16 lbs., 60c; 32 lbs., \$1.00; 320 lbs., \$9.50.

Victory Oat—Not Hull-less

The greatest attempt ever made to increase per acre production of food stuff was made by the Canadian Department of Agriculture during and since the war. There has been some remarkable results—there were also many failures. The most remarkable increases attained by and through new varieties is the new wheat **Ruby**, that seems to be able to crowd all other varieties of wheat off the map and is adding millions of dollars of agricultural wealth to our wheat growing states and making wheat growing states out of some that had passed through the wheat stage. Then came the introduction of the Hull-less Oat; an oat that threshes as clean as wheat or rye and with a yield this past season of 2,295 pounds of solid oat grain per acre, this grain testing 51 pounds per measured bushel. Especially valuable to the oat meal mills and the grower of hogs and calves. Now we are placing for your consid-

eration and judgement the new Victory oat. This comes from the Canadian Department of Agriculture and as its name implies, was introduced at about the time of the armistice. It comes well recommended, with a high yield record, a straw that is strong, able to withstand the storms that are often disastrous to the oat fields, strong enough to hold up safely to maturity the heavy heads of grain, early enough to be classed as first early. What more may we ask of this oat? Our entire supply of this Oat was grown for us in Canada, crop of 1922. Produced from certified seed and each bag or package of this oat will contain our certificate of purity. Sow 2½ bushels per acre at Yankton or south of this point. If you live North and West reduce quantity of seed per acre. **Price: 10 lbs., 80c; 32 lbs., \$1.70; 160 lbs., \$6.25; 320 lbs., \$11.50; 640 lbs., \$22.00.**

Northern Grown Seed Potatoes

The potato yield crop of 1925 was approximately one-fifth less than the five year average. This alone would warrant an unusual high price. The early October freezes, where the temperature went below zero in many cases, in the heavy potato yielding sections, froze a large portion of the already abbreviated crop and the result is potatoes are going to be higher than they have been for many years. We have stored our usual supply of strictly first-class Northern grown seed potatoes of the various varieties listed but the price at which we are offering them may be changed without notice, either higher or lower as the market warrants.

The person who plants an acreage of potatoes each year has learned from experience that a change of potato seed from the north to the south pays better than any other seed. Consequently we grow our seed stock in the extreme north, and the big potato grower farther south sells off all his own crop, securing new northern stock each season, in this way often increasing his yield 50 per cent. We are trimming down our list of varieties of that of a few years ago, as it is not profitable to have too many. I attended an auction sale the other day and saw a lot of potatoes sold. The quality of these potatoes was of the poorest, such as we would leave on the field or gather up and screen out for stock food, probably did not yield more than 25 to 50 bushels per acre. The soil on which they were produced should have given 200 bushels of strictly first-class potatoes to the acre. The party growing these had planted and replanted each season and I suppose had kept the small, or seed potatoes, as he would call it, until they were entirely run out. **Prices on all field seeds are subject to change without notice.**

Bliss Triumph Potato

This is positively the earliest potato grown, except Gurney's White Harvest. It is the variety you find on the market first in the spring from the south. A nearly round red potato. On account of its earliness it brings the highest price of any potato offered, and as the seed for this variety for the entire south is grown each season in the north, the demand is always heavy for it for seed purposes and consequently higher priced than most other varieties. It yields enormously. We have had reports of 650 bushels per acre, and it is not uncommon to take out fifteen good marketable potatoes from one hill. It is freer from scab than most potatoes. The stock we are offering is of specially fine quality, strictly Red River grown, everyone should plant a quantity of these for first early. **Lb., 35c; 3 lbs., 75c; postpaid; 15 lbs., \$1.50; 60 lbs., \$4.25; 300 lbs., \$20.00; 600 lbs., \$39.00.**

Irish Cobbler

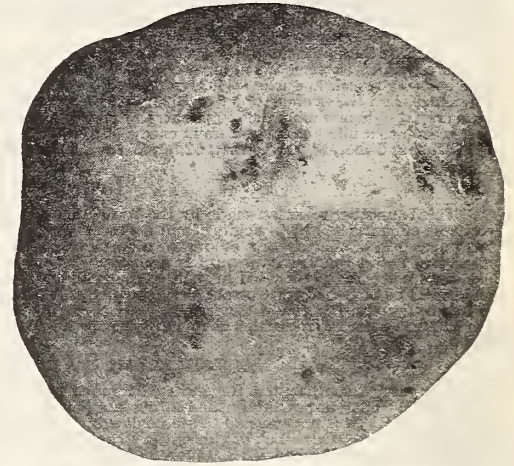
I am quoting from Bulletin No. 176 of the South Dakota State College of Agriculture, on page 700 in a table of a three-year test, indicating that the Irish Cobbler is the highest yielding early potato at Brookings. On page 718 they again refer to it as the best yielding early variety grown in South Dakota. It is grown in every part of the State and is desirable for early and fall markets.

This is a variety of eastern origin that took Horace Greeley's advice to "Go West, young man, go West." It went west and is prosperous. It has found the climate that it desired and is even more profitable in this western country than in the east, the home of its birth. The Irish Cobbler is fast becoming one of the great northwestern market potatoes. It is second early, nearly round, pure white, a good keeper, and of very excellent quality, always cooking dry and mealy. On account of the short, stocky growth of the vine, this potato can be planted closer together than most varieties, ordinarily about one foot apart in the row. **Lb., 35c; 3 lbs., 75c; postpaid; 15 lbs., 80c; 60 lbs., \$4.25; 300 lbs., \$20.50; 600 lbs., \$40.00.**

Potatoes

(See Colored Plate, Page 43)

Gurney's White Harvest—In a class by itself. A nearly round white potato, fully as early as Red Bliss. An immense yielder, often producing fifteen perfect potatoes in a hill. The big advantage over Red Bliss is its white skin. This past season Gurney's White Harvest in a great many instances made for the grower over six hundred dollars per acre. They come into the market when all other varieties of old potatoes are gone and the new potatoes are selling at unheard of prices, consequently you get in at the highest point of the season. A great many people depend on a little half-acre garden to increase their income. There is nothing like a half acre of potatoes to be dug at the right time. When potatoes are being shipped in from the South and sold at six to eight cents per pound this is the time to get in with the home grown ones. **1 lb., 40c; 5 lbs., \$1.30; postpaid; 15 lbs., \$1.75; 30 lbs., \$3.00; 60 lbs., \$5.50; 300 lbs., \$25.00; 600 lbs., \$49.00.**



Six Weeks Potatoes—This remarkably early Potato is especially valuable to the market gardener, and for those with a small garden who grow for extra early Potatoes only. It is ready for use ten days ahead of Early Ohio; of excellent quality; abundant bearers and a good keeper. In shape it is identical with the Early Ohio; color much lighter; skin, very smooth, with few very shallow eyes. This should be planted largely and you will be well repaid with results. **1 lb., 25c; 3 lbs., 75c, postpaid; 15 lbs., \$1.50; 60 lbs., \$5.00; 300 lbs., \$23.75; 600 lbs., \$46.00.**

Early Ohio—Early Ohio is the most popular early Potato in this country. We have more calls for it than any other variety. Every potato grower knows what it is, and knows just about what it will do in his locality. It is the Standard Extra Early the country over and other varieties are measured by it. We will venture to say that not one farmer in ten the country over who thinks he has Early Ohio has pure stock. Most of them do not know that they are mixed. But Early Ohio is an old variety and has become frightfully mixed throughout the United States. Farmers and market gardeners better sell off their own Ohio and get some pure. They are grown under conditions that make them cost more than common stock. They are selected, with the utmost care and the result is grand, such as to delight every one who knows and appreciates a good potato. **1 lb., 35c; 3 lbs., 65c, postpaid; 15 lbs., \$1.50; 60 lbs., \$5.00; 300 lbs., \$23.75; 600 lbs., \$46.00.**

Rural New Yorker No. 2—Well known now the country over and very largely planted for profitable main crop. Rurals are now quoted in all the leading markets of the country along with Burbanks and other standard sorts, and usually they are quoted higher than Burbanks. They are certainly more profitable to raise. When Rural No. 2 first made its appearance as sent out in 1889 by the Rural New Yorker it introduced an entirely distinct class of Potatoes, unknown up to that time. The class is characterized by long, rather spindling vines, with dark colored stalks, dark green leaves and purple blossoms; tubers nearly round, flattened, with very smooth, pure white skin, uniform size, quite numerous in the hill, always very attractive in appearance. Our stock of Rural New Yorker this year is a splendid one, and our prices are certainly very reasonable. **3 lbs., 75c, postpaid; 15 lbs., \$1.40; 60 lbs., \$4.60; 300 lbs., \$19.50; 600 lbs., \$38.00.**

Joseph McCracken, Riverton, Neb. July 10, 1925.

I am enclosing films of the potato field as it looked on the 6th day of July. Certainly a wonderful growth. Photograph.

(See Colored Plate, Page 43)

Gurney's Bugless Potato has for one more year absolutely proven that it is more immune from bugs than any other potato grown, that it is seldom damaged by bugs, and that happens only in bad seasons or on extremely poor ground, or in very small patches. We had grown for us this past season fields of Bugless potatoes that produced considerable over three hundred bushels per acre. A single measured field of five acres brought to our cellars more than fifteen hundred bushels of marketable tubers that we sold on the market for just as much or more money than any other potato grown, kept better and are of equally as good quality. Why should we continue to grow other varieties of late potatoes subject to damage by bugs, lower yields and of inferior quality?

We grew on a piece of our land adjoining the city of Yankton a ten-acre field of Bugless. Adjoining this field on the west end was a fraction of an acre of Early Ohios, planted by the adjoining landowner. There was six feet between the last row of Bugless and the first row of Early Ohios. During the growing season the owner of the Early Ohios and his entire family picked bugs. I personally examined our own field day after day, and I did not find during the entire season one single leaf damaged in the Bugless field by bugs, and the yield at the end of the season was satisfactory.

Get in the Bugless game. Plant potatoes that will fill your cellars and your pocket-book. Plant potatoes that produce very few small ones. Plant potatoes that market better than others and taste better.

PRICE—1 lb., 35c; 5 lbs., postpaid, \$1.40; 15 lbs., by express, \$1.70; 30 lbs., \$3.00; 60 lbs., \$5.50; 300 lbs., \$25.00; 600 lbs., \$49.00.

Ten Dollars Cash Premium—Every year we pay to someone \$10.00 in cash for the largest Bugless potato grown from our seed.

Remember, send your potatoes to reach us by December 1st, and the check for \$10.00 will go to the winner on December 10th, 1926.


Green Mountain

This remarkably heavy yielding white potato has forced its way to the front in the northern sections, as one of the main crop varieties of late potatoes. It has produced some very remarkable yields, especially in North Dakota and Minnesota, and is adaptable to almost any part of the country. I believe the Green Mountain averages larger in size than any of its class. There are very few small unmarketable potatoes in a field of them. This potato is of excellent quality after the first of January and is especially good for baking purposes. It is a good keeper, and commands readily the highest market prices. **1 lb., 35c; 3 lbs., postpaid, 75c; 15 lbs., \$1.40; 60 lbs., \$4.00; 300 lbs., \$19.50; 600 lbs., \$39.00.**

Jerusalem Artichokes—The Greatest Hog Feed—The farmer who grows hogs, especially if he has a low, rich piece of ground and does not grow the Jerusalem Artichokes, is neglecting a most important hog feed. They produce a large quantity of tubers under ground, like the potatoes, and will outyield the potatoes in bushel per acre. Plenty of green feed of this kind, has a tendency to check hog diseases. The hogs will harvest these themselves. These are grown from tubers, the same as Irish Cobbler potatoes and you should plant 300 pounds to the acre. It is not unusual for them to produce from 500 to 1,000 bushels per acre. Plant them in rows three feet apart, dropping the seed 2 feet apart. Let them grow until fall and the hogs will do the rest. **3 lbs., postpaid, 75c; 20 lbs., \$1.25; 50 lbs. and up, 7 1/2c per lb.**

Sweet Potatoes

These Sweet Potatoes are the Early Jersey variety and the most satisfactory for northern planting. We can furnish you for shipment about April 1st the seed Sweet Potatoes. If you care to grow your own plants, it is necessary to plant the potatoes, grow the sprouts and transplant just as you would tomatoes. The potatoes should be planted by the 10th of April, the sprouts transplanted from the 15th of May to as late as July 1st. The potatoes must be planted immediately on their arrival as they decay rapidly at that time of the year. If you do not care to grow your own plants we can furnish the plants; and refer you to the greenhouse section for prices. **Potatoes, per lb., 40c; 5 lbs., \$1.70; 10 lbs., \$2.90.**



SIX WEEKS



EARLY OHIO



RURAL NEW YORKER

California Golden Russet Potato

If you grow potatoes for the satisfaction of eating them, or grow them to sell, expecting to give satisfaction to the purchaser, you should grow California Golden Russet. In quality it is undoubtedly the best, medium size, oval in shape and very seldom any small potatoes. Eyes are level with the skin, cooks easily and is especially nice for baking purposes.

Our seed of this excellent variety was originally secured from the University of Minnesota and is absolutely pure. It yields equal to any of the standard varieties. It has never been troubled with scab or other potato diseases. Special prices on large lots. **Peck, \$1.50; 1/2 bu., \$2.50; bu., \$4.25.**



JERUSALEM ARTICHOKE



Sudan Grass

Sudan Grass was introduced into the United States in 1909 from Sudan under the name of Garawi. One-half pound of seed was received, and the results were so very promising that plans were immediately made for testing it out thoroughly in all parts of the United States. As a result of these tests, the Department of Agriculture reports that Sudan Grass will be of the greatest value in the Central States, and especially in the parts of Texas, Kansas, Oklahoma, Nebraska and Colorado that are deficient in rainfall. These dry regions have no other satisfactory hay crop and Sudan Grass will be of immense value there.

Sudan Grass is strictly an annual and dies each year like millet and must be seeded again each spring. This makes it fit admirably into any system of rotation, and while it does not benefit the soil like legumes, it does afford a change in crop and this is a good thing for the soil. Sudan Grass is tall, reaching a height of from 7 to 9 feet. The stems are very small and are rarely thicker than a lead pencil. The plant stools wonderfully and produces, under favorable conditions, as many as 100 stalks from a single root.

Makes good when it is dry; makes better when it rains.

Produces from 3 to 5 tons of hay per acre when planted in 3-foot rows.

Takes about 4 pounds of seed per acre to plant in 3-foot rows.

Can be cut from two to four times per season.

Stock eat it in preference to all other hays including alfalfa.

Analyses 9.13 per cent protein.

Has been grown successfully in all kinds of climate under all sorts of conditions.

Prices: 1 lb., 30c; 3 lbs., 75c, postpaid; 10 lbs., \$1.50; 50 lbs., \$4.75; 100 lbs., \$8.00.

Sudan—Wonderful Value to the Dairyman

Sudan has demonstrated its value above most other forage plants for just ordinary hay purposes. Most planters estimate its value for the first crop which on ordinary land in an average season will yield up to four and one-half tons of dry hay per acre. There is almost an equal value in the second crop. In some places this matures for a second cutting of hay, but in my estimation its greatest value is green pasture for the cows. At about this time of the year pastures are dry or only producing about one-half feed for the stock pasturing on it. This pasture supplemented by a fair acreage of Sudan will keep up the quality and quantity of the milk flow. Try it.

Canada Field Peas

I am of the opinion from experience and observation that Canada Field Peas planted at the rate of 50 lbs. per acre, with 1½ bushels of oats, will produce the most valuable hog and other stock fodder for fall and winter feeding and for early summer pasture that you can possibly plant. Valuable, I will say, first on account of its earliness maturing, four to six weeks earlier than corn. Second, the immense yield of rich, dry fodder. We advise sowing with the peas, the Kherson or Iowa 103 Oats, as they mature at about the same time. If you are going to plant the peas on high poor land, the Swedish Select or taller growing late oat would be better. Plant a field of these oats and peas near your home yards and at the right time turn the hogs in and let them do the harvest. They will pay you for it. If planted alone sow 90 lbs. per acre. **Price 1 lb., 20c; 10 lbs., \$1.25; 25 lbs., \$2.15; 50 lbs., \$3.80; 100 lbs., \$6.85.**

Cow Peas

The Great Soil Improver. Makes poor land rich, makes good land more productive, enriching the soil even after the crop is cut. Green crops plowed under are one of the best and cheapest ways of improving the soil. For this purpose the Cow Pea is excellent, especially for a medium or light soil. They should be sown in May or June, at the rate of 1½ bushels to the acre, and plowed under as soon as they have attained their full growth. While this crop is very largely grown wherever known, with the results obtained from it, the wonder is that it is not grown ten times as much as at present. There is no surer or cheaper means of improving soil than by sowing Cow Peas.

Cow Peas for Hay—If planted early say about the middle of May, in the central corn belt section, a crop can be cut and cured for hay the same as clover, then the stubble in a short time will put on a new growth to be turned under in the fall as a fertilizer.

We suggest sowing Kaffir Corn with this crop, at the rate of one peck to one bushel of the Cow Peas per acre. The Kaffir Corn holds the vines off the ground, causing a better growth.

New Era—15 lbs., \$2.00; 50 lbs., \$5.25; 100 lbs., \$10.00.

Sand or Winter Vetch—(Vici Villosa)—Sometimes called Hairy Vetch. Thrives surprisingly on poor, light land, and well withstands extremes of drouth, heat and cold. It may be sown either in the spring or fall, usually with Rye. In the North it remains all winter under the snow, and it is invaluable for early pasturing or soiling. It is valuable as a fertilizer, being a great nitrogen gatherer. For hay, cut when commencing to pod. Fifty pounds seed per acre. **Lb., 35c; 10 lbs., \$2.50; 100 lbs., \$18.00.**

For Inoculating Use McQueen's Bacteria—It will increase the yield of all kinds of peas, beans, alfalfas and clovers, pays for itself many times over the first year and is inexpensive. **To inoculate one-half bushel, it will cost you 50c; 1 bushel, \$1.00 and 5 bushels for \$4.00.**



CANADA FIELD PEAS




SUDAN OVER 7 FEET HIGH

P. F. Burgart, Hartford, Washington. November 10, 1925.

The enclosed two photographs are from products of your seed. The Mammoth French pumpkins took the blue ribbons at the Fair and the picture of the Pole Beans shows only a small portion of the beans produced on these vines. There were 15 pumpkins on three vines, the largest weighing 63¼ pounds.

The Table Queen Squash produced 17 squash on the vine and are of excellent quality. The potato seeds were a royal success. I saved 24 different kinds to try next year.



Sorghums, Saccharines and Non-Saccharine

Pencilaria Pearl Millet—This mammoth millet is unlike any other millet grown, and is often referred to as Cattail Millet on account of the resemblance of the head to that of the cattail, grown in the sloughs. The millet grows to a height of 10 feet; produces a wonderful amount of forage and will produce two crops in one season. It requires about 12 lbs. of seed per acre. **Price, Per lb., 35c; 10 lbs., \$2.25; 50 lbs., \$9.00.**

Kaffir Corn—Grows from 5 to 7 feet high, making a straight upright growth with enormous wide leaves. The stalks keep green and are brittle and juicy, not hardening like other varieties of Sorghum, making excellent fodder, either green or dried, which is highly relished by stock. The seed heads form at the top of each stalk. For the grain sow in rows three feet apart, three to five pounds of seed to the acre. For fodder, sow 50 lbs., either broadcast or in drills. **Lb., 20c; 25 lbs., \$1.50; 50 lbs., \$2.50; 100 lbs., \$4.00.**

Dwarf Broom Corn

We have discontinued offering any of the tall growing varieties of Broom Corn. We have sold that continuously for years and without cataloging the Dwarf variety we have sold each season, through correspondence, several times the quantity of Dwarf than we have of the tall. This demonstrates to us that the grower wants the Dwarf variety, which is better from every standpoint. The Dwarf Broom Corn stands up better than the taller varieties, is practically free from crooked brush. The fiber is long and fine and commands always the highest market price. **1 lb., 25c; 10 lbs., \$1.50; 50 lbs., \$5.00; 100 lbs., \$8.50.**

Cane or Sorghum

Sorghum (or Sugar Cane) in the West is not at all appreciated, and we wish to call the attention of farmers everywhere to the great value of Sorghum as a pasture and fodder crop, and to the particular advantage to be gained by growing it. Sorghum may be made to furnish the principal provender for cattle and horses from August until the following spring. As a summer pasture for sheep, a wide field is likely to be opened up by it. As a soiling food for swine it is most excellent, and the seed furnishes a splendid food for fowls. It grows right along through the severest and most prolonged drouths.

Early Amber Cane—This popular and well known variety is the earliest. **Lb., 25c; 10 lbs., 90c; 50 lbs., \$2.50; 100 lbs., \$4.00.**

Dakota Grown Amber Cane—We have quantities of cane grown for us each season in Dakota, and while we do not claim better yields for it than other canes, we do claim earliness and drought-resistant features over other canes. **1 lb., 25c; 10 lbs., \$1.00; 50 lbs., \$2.50; 100 lbs., \$4.75.**


Branching Yellow Milo Maize

Grows from 5 to 7 feet high, stooling from the ground, sending out heads of great size, often weighing three-quarters of a pound, sometimes a full pound after ripe. Cattle, horses and hogs will eat it readily. Tests show that during the severe drouth corn dried up within a few feet of it. Five to ten pounds will plant an acre. **Lb., 20c; 10 lbs., 85c; 100 lbs., \$4.00.**

Feterita

This is another valuable stock food. Is recommended for chickens and other fowls. The best of all the grains for that purpose, but that is only a portion of its value. All kinds of stock relish it, and on account of its immense yield, producing in a reasonable season 100 bushels per acre, it makes it almost necessary that you plant a quantity of this in order to secure the greatest profit from your farm. The greatest advantage in planting Feterita is its drought-resisting qualities. It will produce a crop on probably less moisture than any farm crop; yielding better, of course, with more moisture. But to guard against crop failure you should have a field of Feterita each year. The heads resemble the Kaffir Corn, grain is one-half larger, heads plumper and better filled, and matures three weeks earlier. **Price, 1 lb., 15c; 10 lbs., \$1.00; 25 lbs., \$1.75; 50 lbs., \$2.50; 100 lbs., \$4.25.**

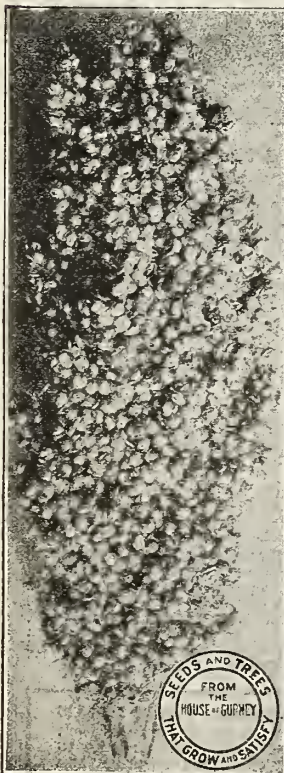
Feterita—This photograph was taken in the city of Yankton at Mr. Jeffer's home. Mr. Jeffers has a large flock of white Leghorns and he grows Feterita for chicken feed. He cut and shocked this and at times the shocks were literally white with the chickens eating this valuable feed. It produces more chicken feed per acre than any other grain.



MILO



KAFFIR CORN



FETERITA



Mrs. Charles D. Smith, Rosebud, S. D., November 9, 1925.

Enclosing pictures of my garden. Note the row of garden huckleberries in which the child is standing. These produced an immense quantity of fruit. The other picture, is of sunflowers planted beside the garden as a windbreak. Notice the little boy climbing the one on the left.

All grown from Gurney's seed. I have used your seed several years and find them suitable.



Marquis Wheat

The high bread-making strength of the Marquis and color of flour were demonstrated in the test made at Ottawa in the early months of 1907, and all of the surplus seed was at once sent to the Indianhead Experimental Farm for propagation. The Marquis variety was tested in competition with Red Fife at four of the Canadian Experimental Farms during various periods during the years of 1907 to 1914, inclusive. At three of the stations the overyields of the Marquis were from 13½ per cent to 38 2-10 per cent higher than Red Fife, the highest yielding wheat in the Canadian Province. The Marquis is an early variety. It is three or four days earlier than most of the other Fife varieties. Because of its earliness it escapes the drought of dry years, the rust and fall rains of wet seasons, and also the early fall frosts. These are the characteristics which have made it specially valuable in Provinces of Canada. Tested at 22 different Experiment Stations. Yields showing from 1½ bushels to 7 bushels per acre higher than other variety of spring wheat.

From these facts is seen, first, that winter varieties are best where they can be grown in the northern section of the Great Plains; second, that Durums are better than any spring common wheat in some sections; third, that the Marquis variety is better than any of the spring common wheats at most stations, and as good as any of the rest. The Marquis is a safe variety to grow anywhere in this section when spring wheat is to be grown. The Marquis wheat is specially well adapted to central South Dakota; here drought and rust often reduce the yields of later maturing varieties.

The Preston or Velvet Chaff, a headed wheat, is now the leading variety in that district. The Marquis is Beardless, a better yielder, as well as a better milling wheat.

PRICE LIST

Marquis Wheat—15 lbs., 80c; 30 lbs., \$1.75; 60 lbs., \$3.00; 300 lbs., \$13.75.

Rust-Resistant Wheat Agricultural College North Dakota

D-5 vs. D-1

Referring to your letter of August 19th D-5 and D-1 were distributed by this office to about the same extent in 1911. D-5 came under criticism because the buyers could recognize it as a new wheat. D-1 is Amber color and it took them a longer time to find it or re-discover it and you may be sure that I have not helped anybody discover it for fear that it would go the same road that velvet chaff went.

Personally, I believe that both wheats are the most rust resisting wheats the American Agricultural World has ever known.

No doubt, D-1 is more valuable than D-5 because it will take an expert to

tell good D-1 from Aranautka or Kuhanka. As in the case of D-5, I do not profess that it has any milling values. I have given it a chance to be tried. I have never said that it would yield 100 or 200 or even 10 per cent more than some other varieties. I am glad to learn that it is being re-discovered.

I can not answer your question regarding its milling value. I am told that millers do not object to it but I am pretty confident that no miller knows it when he sees it. The milling tests here have not been as extensive as with D-5 and I suspect that this wheat, if milled alone might also be found to have its faults, but since wheats are nearly always milled as mixtures its defects may prove to be its highest merit.

H. L. Bolley.

Rust-Resistant Wheat D-1

I am printing extracts from letters of H. L. Bolley of the North Dakota Agricultural College. There is a heap of truth in Mr. Bolley's statement and it may be that you will have to accept a little lower price for D-1 than the regular market for Marquis or other standard varieties; but when you harvest, in some cases, two or three times-better crop from this Rust Resistant Wheat than from other varieties you can well afford to take a lower price.

Our Mr. Wensberg spent considerable time in North Dakota determining the values of D-5 and D-1 and found that both of them almost invariably yielded from 18 to 35 bushels per acre, while on account of rust, such varieties as Marquis, Kubanka and other varieties were nearly a total failure.

Per bushel, \$2.85; per 300 lbs., \$13.25; per 600 lbs., \$25.50.

Kota Wheat

This is a variety of hard, red Spring wheat brought from Russia by Prof. Bolley of the North Dakota Agricultural College, in 1903.

The following description and action of Kota Wheat in the Dakotas is taken from United States Department of Agriculture, Department Circular, No. 280 and was edited by Prof. J. Allen Clark, Agronomist in Charge of Western Seed Investigation and Prof. L. R. Waldon, Plant Breeder of the North Dakota Agricultural Experiment Station.

In 1917 and 1918, selections were made from this variety to determine their rust resistance. At the State Agricultural Experiment Station in North Dakota, South Dakota and Minnesota, they proved to be resistant to black stem rust. Previous to this time, resistance to stem rust of Wheat was a quality not known to hard, red Spring wheat, grown in the United States, although long recognized in several varieties of Durum Wheat.

The experiments conducted in 1918 not only showed the rust resistance of the Wheat, but indicated that it would yield well, and that it had good milling and bread making qualities.

The results of these experiments were presented and the name Kota applied to the variety.

In the Spring of 1919, Prof. Bolley made a distribution of this seed to a Mr. Herre and the North Dakota Experimental Station.

Kota is a hard, red Spring Wheat, headed and is easily distinguishable from Preston Velvet Chaff in appearance in both heads and kernels.

Kota greatly resembles the hard, red Winter varieties—Turkey, Karkof and Kanred.

Kota heads and matures slightly later than Marquis, so its greater freedom from rust injury is not due to greater ability to escape this disease by maturing early.

When soil moisture has been the limiting factor, Kota usually withstands the extreme conditions better than other hard, red Spring wheats.

Since 1918, a considerable mass or experimental data has been recorded on the resistance of Kota Wheat to stem rust, on its yield, milling and baking value.

The important question is the value of Kota when compared with the Marquis, the leading variety of Hard, red Spring Wheat.

First, we will take resistance to stem rust. In 1919 rust notes were obtained at eleven stations on Kota and Marquis. The rust infection on Kota was 3% and on Marquis 60%. In 1920 rust notes were obtained at nine stations and the rust percentage on Kota was 15% and on Marquis 49%.

RUBY SPRING WHEAT Ten Days Earlier Than Marquis

Does this mean anything to the wheat grower? When Marquis was introduced it was claimed to be one week earlier than other varieties of spring wheat and it is. Marquis almost revolutionized the growing of spring wheat. It was claimed to be rust resistant, more so than any other spring wheat and it was. People who had not grown spring wheat for years went in and made good crops and good money. Now we offer to you a new wheat bred and introduced by Dr. Chas. E. Saunders, the Dominion Cerealist, Ottawa, Canada, the man who gave us Marquis and the Early Red Fife. This alone warrants you in planting this new Ruby which is even more rust resistant than Marquis; is ten days earlier and from best information we can secure yields equal to Marquis, with the added advantage of escaping the black rust the great Spring Wheat Peril. Ten days earlier than Marquis means ten days less risk of hail, wind, storms and drought. All of these must be taken in consideration by the spring wheat grower. Ruby is produced on good stiff straw that tends to prevent lodging—the kernel is large, plump and of the most excellent quality for bread making and is so recognized by the millers. Brother Philip made a close investigation of the small field

grown in North and South Dakota last summer and reported that nearly all growers had contracted their surplus seed to their neighbors for as much as \$8.00 per bushel. A neighbor who has seen the field grow and mature and comparing it with his own and then ready to pay \$8.00 per bushel for seed would seem to me to be the only recommendation this new Ruby would need. Our seed for this year is Canadian grown, produced from seed direct from the Department of Agriculture. This insures its purity. Price: 60 lbs., \$3.50; 120 lbs., \$6.75; 240 lbs., \$13.25; 600 lbs., \$31.00.

Miss Anna G. Schmitz Carver, Minnesota March 25, 1925

I was very much pleased with the new Ruby wheat I ordered from you a year ago. It yielded 34 bushels to the acre and was ready to harvest two days ahead of the early winter wheat, so it is earlier than other variety of spring wheat. All of the seeds I purchase from you produce well and I like them very much.

100,000 Feet of Glass for Growing Plants and Flowers

Owing to unsatisfactory service by having Greenhouse goods come from a separate company, the Gurney Seed & Nursery Company will handle all of the orders direct this year, insuring absolutely satisfactory service. We will appreciate your orders.

Postage prepaid in all cases except where noted. We prepay the postage or express on the plants named in this greenhouse section.

We guarantee all plants ordered from this section to reach the purchaser in good condition in any part of the United States; if they reach you otherwise, notify us promptly.

Time of Shipment—We ship all plants as soon as order is received, weather permitting; or, if your order calls for plants that should not be sent until some further date, we hold them until the proper time for planting out.

House and Garden Plants

Antirrhinum, or Giant Snapdragon—White, yellow, pink and red. **Each, 15c; doz., \$1.20.**

Ageratum—Color, deep blue forming a mass of flowers all summer. **Each, 15c; doz., \$1.20.**

Abutilon, or Flowering Maple—Maple-like leaves in various colors, large bell-shaped flowers in orange, pink and red. **Each, 25c; 10, assorted, \$1.70.**

Centaurea, or Dusty Miller—Dwarf, silvery foliage plant, used largely for ribbon beds or borders. **Each, 12c; doz., \$1.00.**

Coleus—These inexpensive plants make the greatest summer decoration, beds, borders, etc., of anything you can plant. **Each, 15c; doz., \$1.25.** **Our Special Velvet Coleus Bed, 50 plants, \$4.50; 100 plants, \$7.50.**

Carnations—These are the carnations that you get commercially from the greenhouse, the large fragrant flowers with their spicy odor. **White Enchantress—Each, 20c; 10 for \$1.50.**

Pink Enchantress—Each, 20c; 10 for \$1.50.

Mrs. P. W. Ward—Pink. Each, 20c; 10 for \$1.50.

Nebraska—Finest scarlet. Each, 20c; 10 for \$1.50.

Fuchsias—Colors, pure white to crimson. **Each, 20c.**

Feverfew—The best bloomers, especially good for cemetery. **Each, 25c; doz., \$1.75.**

Chrysanthemums—Best of all autumn flowers; flowers from one inch in diameter in the pompon varieties to flowers eight inches across in the large-flowering.

Golden Glow—Mammoth yellow.

Charles Razor—Early, pure white, in-curve.

Turner—Pink, large flower.

Pompon Chrysanthemums—Produce an immense number of flowers, one to two inches across. **Each, 20c; 10 for \$1.50.**

White Gem—Early best white Christmas Gold. Late best yellow Pink Doty. Mid season best pink.

Lantana—A mass of flowers at all times. All colors. **Each, 20c; doz., \$1.50.**

Dracena Indivisa—A decorative plant, growing two feet high. Used for porch boxes, hanging baskets and centers of beds. **Each, 45c.**

Double Daisy—Very double, pure white and pink flowers; blooms freely from spring until fall. **Each, 12c; doz., 90c.**

Jerusalem Cherry—Grown for its showy berry. **Each, 20c; to 75c.**

Moonflower—Rapid growing climbers. **Each, 15c; doz., \$1.25.**

Ivies, English—Old favorite vine, showy the year around. **Each, 25c.**

Marguerite Daisy—Large white flowers with yellow center. **Each, 20c; doz., \$1.75.**

Oleander—Old-fashioned shrubs. Pink and white. **Each, 50c.**

Double Petunias—Extremely popular; both indoor and bedding purposes. **Each, 20c.**

Stevia—Sprays of small white flowers of delightful fragrance. **Each, 15c.**

Cobaea Scandens—Climber of rapid growth, bearing large quantities purple flowers. **Each, 15c; doz., \$1.25.**

Vinca Rosea—Perfect bush, covered every day in the season with white and pink flowers. **Each, 15c; doz., \$1.25.**

Vinca, Major—One of the best vines; variegated white. **Each, 20c; 10 for \$1.50.**

Wandering Jew—The old-fashioned trailing plant, used for hanging baskets, etc. **Each, 10c; doz., \$1.00.**

Pot Marigold Orange King—An extra fine strain of this splendid double rich orange variety producing flowers over 3 inches in diameter. **Per doz., \$1.00.**

Didiscus (Blue Lace Flower)

Coeruleus—This pretty and interesting annual blooms most profusely from July till November; also used extensively for early spring flowering in a cool greenhouse; their exquisite pale lavender blossoms are excellent for cutting; plants grow about 18 inches high, and have as many as 50 flowers open at one time. **Per doz., \$1.00.**

Balcony Petunias

A splendid large and free flowering type either for window boxes, vases, hanging baskets, etc., the flowers average 3 inches across and make a very effective display over a long season. (See cut.)

Balcony Blue—Velvety indigo blue.

Balcony Rose—Brilliant rose-pink; very effective.

Balcony White—The pure white form.

Ferns

Ferns—We are growing only the best varieties of these such as will do well in ferneries or in the ordinary bay window or fern dishes for table decoration.

Boston Fern, the Improved Sword Fern—Produces fronds as much as six feet long in a single season. **Each, 25c to \$2.00.**

Whitmanii—A cross of the Boston Fern and others. **Each, 25c to \$2.00.**

Roosevelt—An improved variety of Boston Fern. **Each, 25c to \$2.00.**

Asparagus Ferns

Plumosus Nanus—Is easily grown even in the north windows of a residence. **Each, 20c; 4 for 60c; large plants, 25c and 50c.**

Sprengerii—A splendid plant for hanging basket. **Each, 20c; 5 for 60c; large size, 25c and 50c.**

Geraniums

are undoubtedly the most satisfactory of all bedding plants. Getting them from us, most of the plants will be budded and in bloom.

S. A. Nutt—Color, dark crimson.

La Favorite—The best white geranium.

Mrs. Frances Perkins—Bright pink.

Rose—Sweet-scented leaves.

Each, 15c; doz., \$1.75; 100, \$11.00. From 3-inch pots, 20c each; 10 for \$1.80; 100 for \$17.00.

Pelargonium Lady Washington Geraniums. Each, 25c to \$1.50.

Ivy-Leaved Geraniums—Various colors, sweet scented, etc. **Each, 25c.**

Special Geranium Bed—12 each of the best scarlet, white and pink. **From 2½-inch pots, \$4.00, postpaid; 4-inch pots, \$8.00, express collect.**

Flower and Vegetable Plants

All of our Plants are grown from carefully transplanted stock and must not be confused with the regular bed plants, which will endure less shipping and will not produce as strong, healthy plants as the transplanted stock. Packing charges are included in the prices given, but purchaser must pay transportation on lots of over 12. Plants of all kinds should invariably be sent by Express or Parcel Post.

Cabbage, Early—Ready by April 1st. **Per 1,000, \$7.00; 100 \$1.25; doz., 25c.**

Cabbage, Late—Ready by June 1st. **Per 1,000, \$5.50; 100, 90c; doz., 20c.**

Cauliflower—Ready by April 1st. **Per 100, \$1.50; doz., 25c.**

Celery—Ready in June. **Per 1,000, \$6.00; 100, 90c; doz., 20c.**

Egg-Plant—Ready May 10. **Per 100, \$2.50; doz., 35c.**

Parsley—Ready by April 1st. **Curled. Per 100, \$3.00; doz., 40c.**

Pepper—Ready by May 1st.

Ruby King. Per 1,000, \$10.00; 100, \$2.00; doz., 35c.

Sweet Potato—Ready by May 20th. **Per 1,000, \$7.00; 100, \$1.00; doz., 20c.**

Tomato—Ready by May 1st. **Per 1,000, \$16.00; 100, \$2.20; doz. 25c.**

Topp Tomato—Per 12, 75c; each, 10c.


Tobacco Plants—12 for 75c; 25 for \$1.25.

	Per Doz.	Per 50	Per 100
Ageratum	\$1.50	\$2.50	\$ 4.00
Alyssum	.85	1.75	3.00
Dusty Miller	.85	2.25	4.00
Asters, Named	.85	1.75	3.50
Asters, Mixed	.60	1.50	3.00
Cannas, Growing Plants	2.50	6.00	11.00
Coleus	1.50	4.50	7.50
Feverfew	1.75	4.00	7.00
Geraniums	\$1.75	\$5.00	\$11.00
Lobelia	.80	2.50	4.50
Pansies, Giant Mixed	.75	2.50	4.25
Petunia, Double Fringe	1.00	4.00	7.00
Petunia, Single Fringe	.60	2.00	3.75
Salvia, Extra Heavy	1.25	4.50	7.00
Stevia	1.25	3.50	6.00
Verbena	.75	2.50	4.50

Large Plants for Special Purposes—Many times you want a large specimen fern or blooming plant for a special occasion, such as a birthday, anniversaries, parties, etc. We have all of these at prices ranging from 75c to \$5.00 each and we will be able to please you if you will write or wire us, leaving the selection to us. If you have time to write and get an answer before you need them, we can then tell you just what we have and advise you what is best for the occasion.

Cut Flowers and Floral Emblems—No matter where you are located, if you will write or wire us for what you want in this line, we can deliver it to you within a few hours. We belong to the Florists' Telegraph Delivery Association and on receipt of your order, if it is too far removed to send the goods direct from our plant at Yankton or Mitchell, we wire your nearest good florist and he gives these F. T. D. orders preference over any others. We have delivered flowers in England within five hours of receiving the order. We make up special sprays or funeral designs that are guaranteed to please.

We grow all of our own flowers and plants. We have the largest Greenhouses in the Dakotas and shall certainly appreciate and give your order the good attention that it deserves.



Nursery Department

We can ship nursery stock into any State. In shipping into Canada the purchaser must secure a permit from the Canadian Government. This permit should accompany the order mailed to us before shipping time.

Five Per Cent Off for Early Nursery Orders Only

Early orders for nursery stock are more valuable to us than late ones, and we will, on all orders received before March 10th, allow you to add in stock 5 per cent of the amount of your order. Thus, for \$20.00 you can buy \$21.00 worth of goods, when full remittance is received with the order.

Ten Tree Commandments

1. Trim all broken roots with a sharp knife, cutting slantwise from the under side.
2. Dig a hole larger than the space the roots will take up.
3. Place the top soil on one side of the hole and the sub-surface soil on the other.
4. Slightly loosen the soil at the bottom of the hole.
5. Bed the tree on the good soil, pressing it well around the roots.
6. Fill up with subsoil, packing and watering it well.
7. Set the tree about two inches deeper than it was.
8. Never let the exposed roots dry for one minute.
9. Prune the top until the branch system is **slightly smaller than the roots.**
10. Cultivate the soil around the tree every week, commencing middle of May; last cultivation about August 20th.

Brother George Says "INFORMATION IS HIS MIDDLE NAME"

if asked for before the heavy rush of orders and packing commences. In other words, if you will go over the catalog on its arrival, get an idea of what you are going to want and write for any information in reference to it, he can, with his corps of assistants, keep up with the correspondence and give you the service you desire and we wish to give. But, if you wait until the rush is on, letters are bound to be a little shorter and possibly not replied to as promptly, on account of thousands of them coming in each day. In the rush season everybody is using their best effort to get the orders out to the customers.

He also informs me that nearly all of the states have put Professor Hansen productions on the recommended fruit lists, and he wants to call your attention again to the fact that we use *Pyrus Baccata* roots entirely for the propagation of all apples and crab apples, that we are the first and only ones to do this. That it insures hardier, much earlier bearing tree than those propagated in other ways or on other roots.

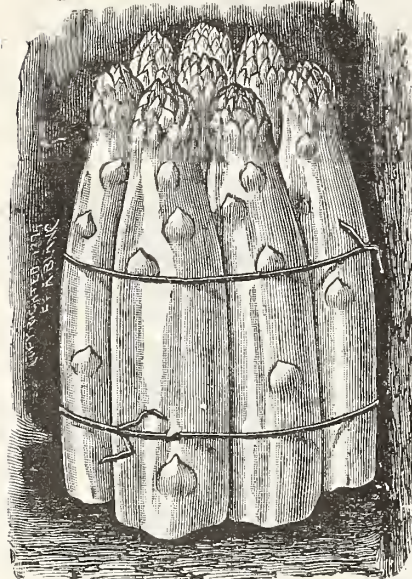
Asparagus

This much neglected, earliest healthful, easily grown vegetable should find a place in every garden, whether on the farm or in town. You can grow such an immense quantity on so small a space that you certainly cannot afford to neglect it. Asparagus roots should be planted in a well-prepared bed, the roots covered about five or six inches and the soil made very rich with fertilizer each season in order to produce the maximum amount of very large shoots. If planted in rows the plants should be about one foot apart in the row, and the rows far enough apart for cultivation. If in a bed in the garden, plant them about one foot apart each way and cultivate with the hoe.

Washington Asparagus—This is the first time we have offered this wonderful asparagus. This is a high quality asparagus producing larger stocks than any other asparagus, is free from rust and cannot be recommended too highly. If you are intending to plant a small garden or grow asparagus for the market, you cannot make a mistake in planting this variety. All of the large planters are getting into this variety as rapidly as possible. It brings a higher price on the market. **25 plants, parcel post paid, 75c; 25 plants, you pay transportation, 50c; 50 plants, 90c; 100 plants \$1.60; per thousand, \$8.00.** These are heavy one year plants. They may be planted either in the fall or in the spring.

Two Year Washington Asparagus—**25 plants, postage paid, \$1.00; you pay postage, 25 plants, 75c; 50 plants, \$1.25; 100 plants, \$2.00; 500 plants, \$8.00; per 1000—\$15.00.**

Conover's Colossal and Palmetto Asparagus—These are the standard early varieties of asparagus that we have been offering in the past. **25 plants, parcel post paid, 65c; 25 plants, you pay transportation, 50c; 50 plants, 90c; 100 plants, \$1.40; per thousand, \$7.00.**



ASPARAGUS

New Bohemian Horseradish

This horseradish is perfectly hardy anywhere. Is a very desirable article as a relish. Its roots are dug in early spring, grated fine, vinegar added, and it is ready for use. For planting and care, first plant the roots about two inches deep in a desirable location where they can be left permanently. Give them good cultivation.

The Malner Horseradish roots were introduced by the U. S. Dept. of Agriculture. They are much earlier, and produce better than the ordinary sort. Roots grow larger, are whiter, and quality is far superior. All who grow horseradish should use this variety; we have discarded the old standard kind, as Malner will outyield and is much more satisfactory in every way. **5 for 60c; per 10, \$1.00; 25, \$2.25; cuttings, \$1.00 per 50.**

Rhubarb or Pie Plant

This is where the fellow with a little piece of ground in town, as well as the man with the big farm, can take a solar plexus punch at the high cost of living, and live better and feel better than you can without this saving. You can grow the plant so easily and in such a small space, and produce such an immense crop that makes the most excellent sauce and pies, that you are certainly neglecting one of the big little things if you fail to have a supply. If you could grow the ordinary farm crops as easily as you can grow rhubarb, you would simply plant the crop and take a vacation, because it will grow and produce anywhere and under almost any condition. I do not want you to think, however, that it is the proper way to grow rhubarb. It responds to better care and better conditions just as any other crop will.

Plant plenty for canning. You have heard the following. "An apple a day keeps the doctor away." There is more truth to this than many realize. The same may be said of the Rhubarb.

Linnaeus—Large, early, tender and fine we consider this the best of all. **Large, whole roots, each, 10c; 10, 85c; 100, \$5.00. 2 yrs., 15c each; 10 for \$1.25; 100 for \$10.00.**

Gurney's Seedless Rhubarb

As the snow disappears and the frost leaves the ground, the big, strong shoots of the rhubarb break through as the heralds of spring. With the ordinary rhubarb, you get an immediate crop followed by immense seed stalks, producing large quantities of seed, and the eatable part immediately becomes pithy, stringy and of poor flavor. With this new introduction, a plant practically seedless, rows eighty rods long in the nursery seldom producing as much as a single pound of seed, producing immense leaf stems measuring as much as 2½ inches through and often three feet long, of delicious quality, wine colored, and continuing in this condition through the summer if you



HORSERADISH



GURNEY'S SEEDLESS RHUBARB

will only use freely from the plants, makes this new introduction, the seedless rhubarb, of more value to the home gardener than anything in that line yet introduced. You understand, rhubarb can be propagated in two ways only; one by division of the old roots, which gives you inferior plants, and the other from seed. As this rhubarb is so nearly seedless the plants will always be higher priced than others, but will be well worth the difference. Our supply of this variety is naturally limited, but we offer while it lasts, strong plants each **40c; 3 for \$1.00; 10 for \$3.00.**



Iron Clad

This word is often used to indicate the hardness of a tree or shrub. If it means anything, the *Pyrus Baccata* root is iron-clad. If it means more, possibly the *Pyrus Baccata* root is solid iron, because it is the hardest known apple root. The only root used by the House of Gurney for propagating apples for commercial large orchards. This insures long life, early bearing, which means a pleasure and profit for you.

Some Real Information on Hardy Apples

Possibly you do not know about the *Pyrus Baccata*. This is one of the original apples growing wild in northern Russia and Siberia. In size the fruit is from one-fourth of an inch to one-half an inch through, generally borne in clusters of three or four, bright red in color and mostly all seed. The *Pyrus Baccata* is absolutely the hardest apple tree that can be grown, will stand the winters in any part of the world where trees of any kind exist. This makes it especially desirable as a stock on which to graft or bud other varieties that are hardy enough above the ground, but are often killed back and damaged under ground.

For the information of those who are not familiar with the process of reproducing fruit, we offer the following: Apples, crabs, plums, cherries, currants, gooseberries, etc., will not reproduce true to name from seed, and for that reason must either be grown from cuttings, as is the case with the small fruits, or by budding and grafting, as for tree fruits.

The process of budding and grafting is as follows: A limb or bud of the new growth of the tree which you wish to grow, is inserted or spliced on some hardy root. On account of the *Pyrus Baccata* root being harder than any other apple root we use this as a root stock for our apples and crabs. This insures our getting the hardest tree obtainable anywhere.

You are familiar in your own locality with the orchard situation. You see a fine tree producing big crops of fruit flourish, produce and die, and you come to the conclusion that it is not worth while. The reason for failure nine times out of ten is root killing caused by what nurserymen call a "test winter." The test winter is generally one where there was lack of rainfall in the fall and the ground freezes dry. This followed by an extremely cold winter without snow covering, makes a test winter and root kills and damages the trees. The next year these trees leaf out in a sickly fashion, they sometimes survive the next and maybe several summers, but are unhealthy and a breeding place for insects and eventually die.

This is all overcome by the use of the *Pyrus Baccata* as a root stock as these conditions do not affect it. The *Pyrus Baccata* has gone through the worst winters uninjured, and the top of whatever variety if



THE ORIGINAL PYRUS BACCATA TREE FROM SIBERIA

growing at Ottawa, Canada. The spread of this tree is more than sixty feet. It is very old and as sound today as it was fifty years ago.

hardy enough for the section in which it is growing, has come through the winter in perfect condition, made its usual growth and big crop of the best fruit.

Another advantage of the *Pyrus Baccata*: It has a tendency to dwarf the rapid growing, late-bearing varieties, bringing them into bearing often in the nursery row. Little trees six to eight feet high have produced fairly good crops of full-sized beautiful colored apples. It is a pleasure to watch your *Pyrus Baccata* orchard grow and know that it will live after you are gone.

The seed of the *Pyrus Baccata* has been very difficult to secure. There have been only a few trees in the United States and these scattered over a wide territory. A number of years ago we planted an orchard of these trees that we could gather our own seed and they are coming into bearing, and for the last several years we have been able to secure more or less of the seed. Now we can announce to you that all apple trees grown by us and sold to you in the future will be on the *Pyrus Baccata* root. The variety will be hardy enough so that you of the North, at any rate, will never need to buy another. As a measure of safety we advise the use of the *Pyrus Baccata* root everywhere. Our sales on apple trees the last two years have doubled due to the fact that we are offering them on this iron clad root. This has enabled us to sell apples on the *Baccata* root at lower price than others. See price list. See our list of named apples on *Baccata* roots, pages 95 to 98.

***Pyrus Baccata* Seedlings**—For grafting, budding or to grow for top working. Per 10, \$1.25; 50 for \$5.00.

Apples — The Right Size to Plant

I have visited most of the commercial apple growing sections of the United States, and have always found that the commercial grower of apples refuses to plant an apple tree over one or two years old and about six feet or less in height. An apple tree at this age and size has a very large lot of fine feeding roots, and the top has not developed enough so that you will have to mutilate it by trimming for planting. It will recover from its pruning the first season at that age, while the larger, heavier trees require two years or more, and will never grow as well nor live as long as the smaller tree. The

objection of the few to the smaller tree is that it takes it longer to come into bearing. By the use of the *Pyrus Baccata* as a root on which to work these varieties, we have overcome the late bearing and all varieties produce while very young. We want to furnish you that which will do best for you, produce the quickest, the most satisfactory, and live the longest, and we are going to advise that you purchase the 3 to 4 foot, 4 to 5 foot or 5 to 7 foot; no larger.

The Growing of Fruit Trees and Flowers

We plant in our nursery and grounds hundreds of acres of these each year and the stand is invariably almost perfect, or in other words, what we plant grow and continue to grow. We wish each one of you purchasing and planting nursery stock would read carefully the book of instructions which we send you previous to shipping your goods; these instructions are very simple and it is just as easy and in a great many cases less work to handle nursery stock right than in the altogether too common method that results disastrously to the planter; it is better not to purchase nursery stock at all than it is to purchase it and then fail to give it reasonable care. Without this care it will be an eyesore and a loss instead of a thing of beauty that is both satisfactory and profitable; just read the instructions and follow them and you can be as expert in one season as we are.



The photograph which we are reproducing here shows the results that can be obtained from our shrubs in a very short time after planting. This is a beautiful homey home but take the trees and shrubs away from it and you would just as surely remove the word "homey." In fact it wouldn't be much of a home. This home cost many thousand dollars. The investment in the shrubs was an inconsequential sum but it has made a suitable frame for the picture.

Mr. and Mrs. John Dearing, Carrington, Tenn. April 27, 1925.

I am sending you a picture of our home planted with your shrubs three years. Several others have ordered shrubs from you after seeing our home.

Hardy Heavy Bearing Apples and Crab Apples on Hardy Siberian Pyrus Baccata Roots

Just a Word to Other Nurseries. To all the nurseries who are growing their own apple trees and shipping them into the North:

You cannot do your customers a greater service than by furnishing them their apple trees on the hardy Baccata root. We will have a surplus of these in a number of varieties that we can furnish to you at the hundred rate in our catalog. They are the only kind of apple trees that should be sold in Western Kansas, Nebraska and points north where weather conditions are severe.

Varieties marked "First Hardiness" are good as far north as you wish to plant. "Second Hardiness" for all points south of **Huron, S. D.** "Third Hardiness" for all points from **Yankton** south.

Six Reasons Why You Should Plant Apples on BACCATA Roots

The Baccata roots are the hardest of any root that can be secured for grafting or budding apples.

They increase the hardiness of the tops of the trees.

They will produce healthier trees.

They ripen up the wood earlier than other roots.

They produce fruit earlier than apples worked on ordinary roots.

They are semi-dwarf.

They produce longer lived trees than those worked on ordinary roots.

New or Exceptional Varieties of Apples—Many new varieties of fruits are originated, some of them good—some of them better than the old varieties. It requires time to test all of these and we only offer them after we have satisfied ourselves that they are better than other varieties of the same season. The points usually taken into consideration in the northwest are: First, hardiness; second, early bearing; third, quality of the fruit. When we can combine all three of these points as we have in a number of new varieties of apples and crabs, we feel that the scientific fruit breeder has been worth much to the public.

We are offering this year more of these new varieties and on Page 115, are showing them in colors. On Page 114 we will give a description of these various new varieties.

Remember, we do not offer these until we have satisfied ourselves that they are better than older varieties. We do not mean by this that you should make a large planting and discard the old varieties entirely, but plant some of the new ones with the assurance from us that you are getting something extra good.

Anisim—Season, early winter. Prof. Hansen reports this Russian apple proving very valuable in the northwest; the tree is a strong grower and a prodigious bearer. The beautiful color of the fruit attracts favorable attention.

Fruit: medium in size; surface, greenish yellow, covered almost wholly with a beautiful crimson. First hardiness.

Ben Davis

—Late winter. The Ben Davis reigns over a much greater extent of country than does the Baldwin; it is unquestionably the leading commercial sort. It comes into bearing at an early age usually bears

irregularly and abundantly. Fruit above medium to large. Skin tough, waxy, bright, smooth, usually glossy, clear yellow or greenish, mottled and washed with bright red; mildly sub-acid, good. Third hardiness.

Duchess of Oldenburg—Early summer; is one of the most valuable of the Russian apples thus far introduced into this country; it is a good size and attractive in appearance. The fruit ripens in succession, so that several pickings are required in order to secure the crop. This variety can be used when it is about half grown, and makes equally as good sauce or pie at that time as when thoroughly ripe, making the season probably the longest of any of the varieties grown. Color, pale greenish yellow, almost covered with regular splashes and stripes of bright red, mottled with crimson. First hardiness.

Delicious—This apple is the one that has been advertised more than any other the past few years. The fruit is large, quality excellent, very fragrant, will keep until March or April; skin dark red, shaded to yellow. The Delicious originated in Iowa twenty years ago. The original tree still stands and is nearly an annual bearer. Second hardiness.

Grime's Golden—Season January to April; vigorous spreading tree, bears early, fruit is rich yellow, flesh yellow, crisp, rich, spicy. One of the finest eating apples grown. Third hardiness.

Hibernal—September and October. A Russian variety, which is proving very valuable on account of its ability to withstand the rigorous climatic conditions of these regions. Prof. Hansen says that this variety represents what is probably the hardest type of the Russian race of apples. Fruit large; surface greenish-yellow with a dull bronze mixed red on sunny side, with a few dull crimson splashes. Flesh yellowish, crisp, tender, juicy quality above medium. First hardiness.

Eight New Apples and Crabs

All described and shown in colors on page 115.

These varieties are of special merit and originated by Prof. Hansen of Brookings, S. D., The Minnesota Fruit Breeding Farm and by ourselves. We have selected these as being better than any others, hardy, early bearing, good quality, and keeping through the various seasons. It is only once in a life time that one can offer as much value for so little money. These are all on Pyrus Baccata roots. This makes them freeze proof from top to bottom.



WELL ROOTED TREES



Joseph M. Portz, Sioux Falls, South Dakota.

I am sending you photograph of a Florence crab apple tree, three years after planting. It had three dozen ripe crab apples on it and the young fellow harvesting the apples is Bernard Portz, age 2½ years. He is holding one of the apples just picked.



A LOADED WEALTHY

Jonathan — Early winter. It is a very beautiful apple, of brilliant red color, highly flavored, and of excellent quality for either dessert or culinary use. Very hardy and productive, healthy and vigorous, and is adapted to a wider range of territory than most apples of this class. It is the great market apple of the west and south. Third hardness.

Lowland Raspberry—A Russian apple, medium to large, clear waxen white, shaded and marbled with light crimson. Flesh white often stained with red. Very tender, almost sweet, season August. As early as Yellow Transparent. Second hardness.

Longfield — Season, September and October. Fruit medium size, decidedly attractive appearance, being clear waxen yellow, lightly brushed with bright red. Flesh white, crisp, fine, very tender and of the most pleasant quality. It can be classed among the fancy dessert apples. On account of the hardness and productiveness of the tree and the beauty and quality of the fruit, Longfield is recommended for planting in almost any section of the country. First hardness.

Malinda—Season, late winter. Fruit above medium to large. Skin rich yellow, with dull red blush. Flesh yellowish-white, firm, juicy, very mild sub-acid, with sweet after-taste. Fair quality. The best winter apple for the North. First hardness.

McIntosh Red—Season, September to January. The fruit is very attractive in appearance, of bright, deep red color, and good size. The flesh is very tender, perfumed and delicious. This is another of the great western and southern market apples. Thousands of acres of these are being planted in that section and are proving the most profitable of any of the orchard trees, especially in the west. Exceptionally heavy bearer at an early age. Second hardness.

Northwestern Greening—Winter, very attractive in color. Is valuable for the northern apple growing districts. Quality as a dessert apple is fair to good. The tree is hardy, vigorous, a fine erect grower, and comes into bearing reasonably early, and as it grows older is an exceptionally heavy cropper. Skin smooth, somewhat waxy, clear pale yellow or greenish, sometimes faintly blushed. Flesh tinged with yellow, crisp and firm; mildly sub-acid, fair to good. Second hardness.

Okabena—We stopped growing this tree for a few years but there has been such a heavy demand from our customers who previously planted it that we are listing them again this season. We have an exceptionally fine stock. Season, September to December. About medium size, extremely hardy and productive, highly colored; a fine eating apple of high quality.

Patten's Greening—Season, October to January. A seedling of the Duchess of Oldenburg, and on account of its hardness and productiveness and the uniformly large size of its fruit, is valuable in the northern portions of the apple-growing regions of the country. It is grown as far north as the Canadian line, and in other regions where the winters are correspondingly severe. It is attractive in color for a green apple. Very good in quality; comes into bearing moderately young and is an annual cropper, yielding moderate to full crops. First hardness. Specially good in North Dakota.

Price's Sweet—Season, August to November. Very upright grower, early, and annual bearer of medium sized, excellent quality, green striped with red, sweet apples. This is the best of all of the sweet apples for the extreme north planting. Second hardness.

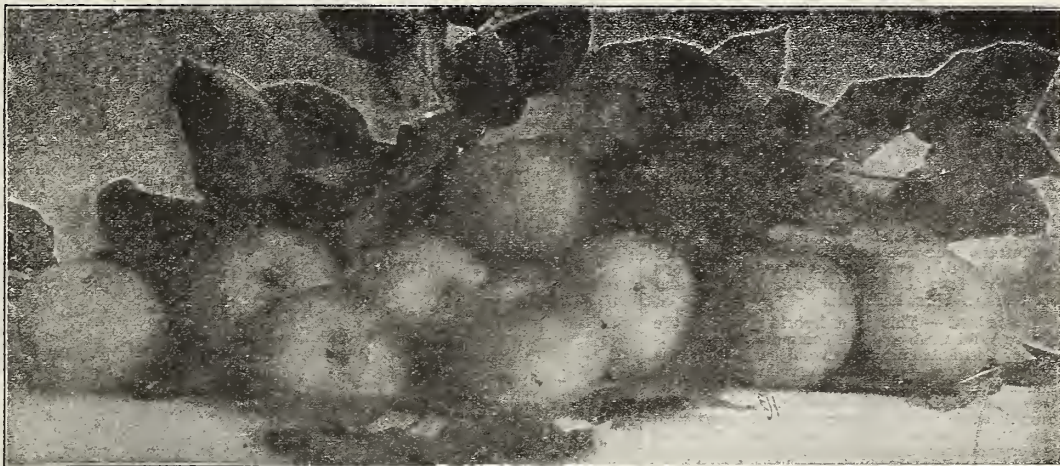
Stayman's Wine Sap—An improved Wine Sap; fruit red, juicy, sub-acid, a long keeper; apple is larger than the old Wine Sap; a better tree, and longer lived; one of the Great Western commercial apples. Second hardness.

Tolman's Sweet—Fruit medium size, bright yellow, much esteemed for cooking. In ordinary storage its season is from November to January. This is an exceptionally sweet apple. Trees are first degree of hardness.

Wolf River—Season, October to December. One of the largest apples grown. Tree grows to immense size, very productive, bright red, fair quality, splendid cooking apple. Second hardness.

Wealthy—Season, September to January. This variety we consider the most valuable of all the market apples and for home use. The tree is exceptionally hardy, comes into bearing as early as the summer apples, producing immense crops annually, and we believe it is the most valuable apples today for the small or the large orchard. This was originated by Peter M. Gideon, of Minnesota. Fruit above medium to large; color, underlaid with pale yellow, blushed and marked with stripes and splashes of red, deepening in highly colored specimens to brilliant red; very attractive. Flesh whitish, tinged with red when thoroughly ripe. Moderately fine, crisp, tender and juicy, agreeably sub-acid; good to extra good. First hardness.


Yellow Transparent—Earliest summer. This is the best of the extra early apples, being excellent for culinary and dessert. It ripens earlier than the Early Harvest; fruit medium to large. Tree moderate grower, very hardy, healthy, comes into bearing very young. Imported from Russia by the United States Department of Agriculture in 1870. Skin thin, tender, smooth, waxy, pale yellow, changing to an attractive yellowish-white. Flesh white, tender, juicy, with a pleasant flavor; good to extra good. First hardness.



PATTEN'S GREENINGS, THE GREAT NORTH DAKOTA APPLE



YELLOW TRANSPARENT. VERY EARLY APPLE



Crab Apples

Florence—Very desirable for commercial planting because the tree commences bearing very young, is a reliable cropper and extremely prolific. Fruit good size, very attractive in appearance and good quality. Originated by Peter M. Gideon in Minnesota. Color, yellowish white, overspread with brilliant pinkish red. Flesh tinged with yellow, crisp, tender, juicy, very brisk subacid; good. August and early September. First hardiness.

Hyslop—Season, September and October. Fruit large, very brilliant color, dark red or purplish, overspread with thick blue bloom; borne in clusters. The tree is a good grower, very hardy and a reliable cropper, yielding good crops annually. It is desirable for both home use and for market. First hardiness.

Souard—This is a hybrid between the native Wild Crab and the common apple. It is a very desirable crab for several purposes. It is delicious baked, and makes excellent preserves, and one of the best for jams and jellies. The tree comes early into bearing, makes rapid growth while young, slower as it increases with age. Excellent as an ornamental tree. The leaf is very rough, the bark lighter than most crabs. The blossom is similar to the wild crab and very fragrant. Season, all winter. First hardiness.

Briers Sweet—Season, September and October. Tree vigorous, hardy, comes into bearing young and is productive. Fruit pale yellow, washed with lively red, striped with carmine. Flesh, yellowish, fine-grained, juicy, pleasant, good in flavor and quality. First hardiness.

Sweet Russets—Season, August and September. This is the best of all the sweet crab apples. Fruit large, green, russet, with faint blush. It is the very best of its kind for eating from the tree and especially for pickles and preserves. Very hardy, and regular bearer. First degree hardiness.

Transcendent—Season, September. The old standard bright red crab. Excellent for canning, preserves, and pickling, very hardy. Makes an immense tree. First hardiness.

Minnesota—Originated in Minnesota, fruit very large, thin skin and pale yellow, slightly mottled on sunny side. Flesh fine-grained and sub-acid. Season, September and October, first degree of hardiness.

Whitney—Season, August and September. One of the most popular of the large crab apples, particularly in the west and north; the fruit is attrac-



A BASKET OF MALINDA—THE BEST WINTER APPLE

tive, yellow, striped with lively red, good for dessert and very good for canning. Tree is a thrifty, upright grower, comes into bearing very young and is extremely productive. First hardiness.

Red Siberian—This crab is exactly the same as the Yellow Siberian excepting in color, it is a bright red. First hardiness.

Yellow Siberian—Fruit medium size, clear pale yellow; an excellent crab for pickles and preserves. Tree very hardy, healthy, comes into bearing very young. First hardiness.

Virginia—Season, September to November. Fruit medium-sized, dark red, and good quality. One of the hardest and very free from blight. A strong grower. This variety will produce fruit under more adverse conditions than any other tree we know of. First hardiness.

Prices of Apples and Crabs when not priced otherwise

	Each	Per 10	Per 50	Per 100
5 to 6 ft.....	70c	\$6.00	\$29.00	\$55.00
4 to 5 ft.....	55c	5.00	24.00	45.00
3 to 4 ft.....	40c	3.50	14.00	26.00

Tree Protectors

These are made of veneering about one-sixteenth of an inch thick and ten by twenty inches square. They must be soaked for a few minutes in water, then bent around the tree and secured by a string or wire. They are extremely valuable and almost a necessity as trees are ordinarily grown.

In placing them they should be nearly closed at the top to prevent mice from crawling over and getting inside. They protect from Borers, Mice,

Price Tree Protectors

Rabbits, Sunscald and Bark Bursting. Price. \$1.65 per 50; \$3.00 per 100; per 10, 50c.

Grafting Wax

This is made from the same recipe that we use at the nursery for grafting and covering scars where trees are trimmed.

This wax is to be used for all out or indoor grafting. If you are making a success of out-door top or other kinds of grafting, you must use this. This is the identical formula that we use in our nurseries successfully. It should also be used to cover wounds, such as barking of the tree trunks by rabbits, covering wounds from trimming. Put up in one pound boxes 60c per box, postpaid; 5 lbs., \$2.00; 10 lbs., \$3.75.



Mrs. F. H. Hassmann, George, Iowa. November 14, 1925.

I ordered seeds from you last spring and I had some wonderfully nice melons. Although the season was awfully dry, they produced well and were of wonderful quality.

I am enclosing my picture with three of the Corporal Gurney melons. Everyone that saw and tasted these melons just raved over them. They are the best quality I have ever grown. I also had good results with the winter watermelons and all the seed I got from you. The three Corporal Gurney melons in the picture weighed a total of 82½ pounds.

George Dryburgh, Emerado, North Dakota.

I am enclosing herewith a picture of plum tree purchased from you from which I picked one and one-half bushels of plums this year. The picture does not show the fruit very well but the branches were bent to the ground.

George Dryburgh, Emerado, North Dakota.

I am enclosing photograph of my flower garden. This was taken from the top of the windmill. The large trees are apples, good strong, healthy ones such as we can produce in North Dakota.

The borders are Sweet Alyssum and you can hardly realize the difference it makes in the looks of the flower garden and the fruit planting after you have planted this sweet little flower around it as border.

To the left of the walk I have my Dahlias and perennials. The large hedge is Lilacs. All of these things are just as easily grown in North Dakota as any other state and it makes the home worth while. See page 75.



Dwarf Apples for Early Bearing and Extreme Hardiness.

Apple trees are propagated in various ways and are of various classes. The standard or the apple that is ordinarily sold to you is produced by grafting or budding on what is known as the French crab root. The seed producing this root comes from the Perry making section of Southern France and was never intended to be used in the extreme north, where hardiness of root is even more necessary than hardiness of the top. You can plant the hardest variety and if the root on which it is growing is not entirely as hardy as the top, the first test winter, a winter with but little snowfall, dry ground and low temperature, kills the root and the tree is gone.

To overcome this, we use two varieties: the *Pyrus Baccata*, the hardest of all varieties, which produces a semi-dwarf apple and comes into bearing early; the other, the *Pyrus Paradisica*, which makes a complete dwarfed tree, which produces fruit generally the second year after planting, fruit equally as large as the standard and semi-dwarf, quality unchanged, bears heavily, and is especially desirable on small grounds where you have room for but few trees, desirable to everybody on account of its extremely early bearing.

In propagating apple trees in our nurseries, we use only these two roots: *Pyrus Baccata* and *Pyrus Paradisica*. We offer the following varieties of strictly dwarf apples on *Pyrus Paradisica*: **Whitney, Yellow Transparent, McIntosh Red, Wealthy and Duchess.**

Two years each, 75c; one each, five varieties, \$2.80. Per 10, \$5.75; per 50, \$25.00; per 100, \$50.00.

Something About Fruit

In making your selection of varieties confine them principally to those best in your own neighborhood. I would say for a small orchard for your own use select the following. All are hardy and ripen in rotation as named: **Yellow Transparent, Duchess, Anisim, Wealthy and Malinda.** This give you apples from July to May. Select a few crab apples, just enough for home use. **Whitney, Florence and Sweet Russet.**

There are other fruits just as easily grown as the apple and your orchard should have as complete an assortment as possible. **Early Richmond Cherry**, if you are located south of **Huron, S. D.** Not profitable north of that. **Compass Cherry and Hansen Plums** take the place in the north

of all cherries, and of a great many other fruits. In fact, I consider them the all-purpose, easiest grown fruit for this **great American people**—the fellow with a little piece of dirt. They grow easily, produce immense quantities of fruit the next year after planting, and what's the use of waiting for slower-bearing kinds? When I get to talking "**Hansen**" fruits I have to put on the brakes or I would use the whole catalog. They're great, that's all, and I want you to know it.

Don't forget the small fruits—the strawberry—everbearing and common—the raspberry, gooseberry, currant, the Buffalo berry and choke cherry, for a hedge, maybe, around the orchard. A row of mulberries, fruiting heavily for the birds and lots over to can with currants and gooseberries. You can all grow fruit; you can live better; you can live cheaper, and at such a small initial cost, so little labor, and such pleasant labor.

A Foundation for Your Orchard

A foundation for a large building is never built of mud; the architect in making the plans knows that it is necessary to build this of concrete, granite, or other very durable material and specifies it in making the plans. The owner of the building follows the specifications, knowing, as the architect did, the necessity for a good foundation; in fact, it is the important part of the whole building; if the foundation settles or goes to pieces the balance of the building goes quickly and the money invested and the work of the one or two years it took to build it are lost.

It is just as necessary, probably more so, that the foundation for your orchard should be right, because an orchard is the work of a lifetime and is expected to last a lifetime. You builders of houses and large buildings never attempt to commence operations unless you have first made your plans from the foundation to the last item of furnishing. In starting the orchard it is just as important that you make the plans also and then follow them carefully. First, choose the location, bearing in mind convenience, quality and lay of land; the best location for an orchard is a north or northeast slope; the poorest a sharp southwest slope. The quality of land is not so important, as you can always give the land what it lacks. Protection should hardly be considered, as you can always make that faster than you can the orchard.

Windbreak: The windbreak should be planted on the south and west sides of the orchard. This windbreak should be planted far enough away from the orchard so that the snow will not drift in and destroy the trees, and so that the orchard will not be robbed of its food and moisture.

A light windbreak on the north is necessary, although some planters prefer a row or two of the hardier varieties of apples or crabs for such purpose.

Orchards are not always injured by the cold, but more often by the heat. Orchards planted on the south side of a north and west windbreak are in more danger than if the windbreak was not there. The damage to orchards is caused more often in March than any other month. At that time we often have a week or ten days of rather warm weather, and the sap starts to flow; the warm weather is followed by a severe cold which injures the wood cells, causing the tree to gradually decay.

If the protection had been on the west and south they would have been protected from this warm spell, the trees would remain dormant and in good condition in the spring.

Trees planted on the south of a windbreak bloom much earlier and are caught by the frosts. Where possible, have the windbreak on the south and west rather than on the north.

Second, figure the number of trees you are going to need. Apple trees should be planted from 25 to 40 feet apart, depending on the section in which you live; the farther south, the greater distance apart; the farther north, the closer together.

Plums and cherries can be planted from 12 to 22 feet apart, and we find it a saving of ground to first plant the apple orchard, then in the square of each four trees place a plum or cherry; by the time the apple trees need all the ground the plum and cherry have outlived their usefulness and can be removed.

Third, select your varieties. This is the most important step of all, and should be considered carefully. To show you the importance of the selection of varieties, I wish to call to your mind the nearest bearing orchard to your place. In every community there is a bearing orchard. If this has been planted a good many years you will note that a great many of the trees are missing; there are a few exceptionally healthy varieties that produce large annual crops; these are the varieties you want in your orchard. If you could find the original planter of this orchard and he had kept a record of his purchase, you would find a selection of a great many varieties planted there, and only two or three, or at the outside, five or six varieties have done well in that particular section of the country. When you build your house or the big building you tell the architect about what you want, and you leave the details to him, for the reason that he has experience along these lines and you can depend on him. Do you realize when you are dealing with us that you are dealing with men who were born in the nursery business, have never been in any other business; our father was a nurseryman before us, and his father before him, and that this catalog is our **60th annual catalog**; that our experiences in tree planting extends from coast to coast, from the Gulf of Mexico into Canada, and that we know the best varieties for your particular locality? And we are going to advise that you leave the selection of varieties as much to us as possible giving us always as much information as you can as to your choice and to the names of the bearing trees in your particular locality.



L. P. Voigtman, Park Rapids, Minn. November, 1925.

The enclosed photograph is of a dwarf apple tree purchased from you in the spring of 1923. It produced one bushel of large red apples this year. The tree is extremely healthy.



PLANTING AN APPLE TREE

This picture shows a perfect apple tree planted at the right distance from other trees ground cultivated and in good condition. Apple trees should be planted far enough apart so that the sun and circulation of air can get to all parts of them. If planted too close the under limbs are shaded and the crop is forced toward the top of the tree and eventually the tree becomes of no value. Plant apple trees in the extreme north not less than 20 feet apart each way. Head them just as close to the ground as possible. Farther south they can be planted farther apart and can be headed a little higher.

Cherries

Early Richmond—More extensively planted than all others. Fruit ripens in a shorter period than the other cherries, and on that account is not bothered so much by the birds.

English Morello—Late, large, black. Very hardy in fruit bud. Excellent for canning. Do not plant above cherries north of Huron, S. D.

Mt. Morency—Large red, rich, acid, very hardy and productive. Similar to the Early Richmond, but ripens two weeks later. Does exceptionally well in western Nebraska and western Kansas.

	Each	per 5	per 10	per 50	per 100
3-4.....	50c	\$2.40	\$4.50	\$21.00	\$38.00
4-5.....	60c	2.90	5.40	25.00	47.00
5-6.....	80c	3.75	7.00	30.00	55.00

Price of above cherries:

Choke Cherry

This is one of the best of our ornamental fruit trees. Absolutely hardy anywhere. Always symmetrical, and when in full bloom, is a great bank of snow with the added beauty of its nutty woodland fragrance, and later its rich, highly colored, purplish-black fruit.

Our western dwarf varieties exceed all others in quality of fruit. Especially fine for jelly and jam. 3-4 ft., 20c each; 10 for \$1.75; 50 for \$7.00; 4-5 ft., 25c each; 10 for \$2.00; 50 for \$9.50; 5-6 ft., 30c each; 10 for \$2.50; 50 for \$11.00; 6-8 ft., 40c each; per 10, \$3.50.

Zumbra Cherry—Originated in Minnesota, is a cross of the Pin Cherry, the large Sweet Cherry of the west coast and the wild Sand Cherry of the Dakotas. It seems to be a happy combination as Zumbra is as hardy as the Sand Cherry, grows like the Pin Cherry and the fruit is as large and as good quality as the California Sweet Cherry. Comes into bearing the next year after planting, very prolific, maturing large annual crops. Zumbra is placed on the Minnesota recommended fruit list as "leading variety" in all districts except No. 6, in No. 6 for trial, the South line of No. 6 is the South line of St. Louis, Itasca and Beltrami counties. Zumbra ripens after all sour cherries are gone. Follows closely after Waneta plum. 2-3 ft., 60c each; 5 for \$2.90; 10 for \$5.70; 25 for \$13.00; 3-4 ft., 75c each; 5 for \$3.50; 10 for \$6.80; 25 for \$14.75.

Compass Cherry

This tree produces the first year after planting.

It bears invariably at two years old large quantities of most excellent fruit. In size it is larger than the Early Richmond Cherry. The quality is between the cherry and the plum. The perfectly hardy fruit was originated at Springfield, Minn., and is a cross between the native Sand Cherry and the American plum. The fruit brings the best prices of any on the market, and the demand has never been supplied.

The **Compass Cherry** ripens at a time when none of the Prof. Hansen plums are ripening and for that reason it will always be retained on the fruit list, though it is much smaller in size than any of the Hansen plums. Do not understand by this that the **Compass Cherry** is only valuable because it fills in a space. It has a different flavor, is one of the very best for canning purposes. 2-3 ft., 35c each; 5 for \$1.60; 10 for \$3.20; 50 for \$12.50; 100 for \$24.00; 3-4 ft., 45c each; 5 for \$2.10; 10 for \$4.10; 50 for \$20.00; 100 for \$38.00; 4-5 ft., 55c each; 5 for \$2.60; 10 for \$5.00; 50 for \$24.00; 100 for \$47.00; 5-7 ft., 70c each; 5 for \$3.00; 10 for \$6.00; 50 for \$29.00; 100 for \$55.00.



EARLY RICHMOND CHERRY

Moscow Cherry—I want to call special attention to the recent introduction by Prof. Hansen of the Moscow Cherry. I have been in the nursery business in the Northwest all my life, and previous to the introduction of the Moscow, cherries could not be produced safely more than fifty miles north of Yankton, and it has deprived the northern home-builders of this delicious fruit.

Prof Hansen realized the lack of a genuine cherry for the cold Northwest and in his numerous Russian exploration trips he discovered this cherry growing where the temperature was considerably lower, snowfall lighter, and all conditions more strenuous than any part of North or South Dakota. These trees were long-lived, producing large quantities of cherries equal to or larger than the Early Richmond, and on his return from Russia and after demonstrating that these were good for the Northwest, we secured a supply from him and we now have a small lot ready for market. 4-6 ft., each, \$1.10.

Hansen's Improved Sand Cherry—Wonderful improvement over the common native sand cherry of western South Dakota. Something that is worth while in every garden. The fruit is larger and of excellent quality. Should be grown in bush form. Makes an excellent division hedge between the garden and yard. Produces fruit the first year after planting. 1 yr., 15c each; 5 for 65c; 10 for \$1.00; 50 for \$4.50; 2 yr., 20c each; 10 for \$1.50.

Apricots—In one of Professor Budd's early trips to Russia, he found an apricot that was hardy enough in growth to stand rigorous climate of a far northern section, the fruit buds killed some winters depending on conditions, but fruited in Iowa often enough to make them a desirable addition to the fruit list. The apricot is a very rapid growing beautiful tree, loading itself with large annual crops in localities where the fruit buds do not kill. I do not advise it for trail North of Yankton. 5 to 6 ft., 95c each; 5 for \$4.00; 10 for \$7.00.

Mrs. Wm. Schrauk, Reedsburg, Wis. March 3, 1925.

We received the articles that we ordered and are much pleased with the time they came in. We are very much pleased with the articles ordered.

Quince

Jap Quince—Hardy south of Yankton without winter protection. With a little protection of straw or dirt it will do well and produce fruit that is valuable for con-serves. Has a very dark red flower that is attractive throughout the spring. Each 50c; per 5, \$2.25.

Mrs. Nels Jensen, Auburn N. Y. March 16, 1925.

My seeds ordered arrived O. K., promptly as usual. Regarding the seed sent last year. A package of Golden Hubbard Squash produced such high quality, good-keeping fruit that I must tell you of them. I used many of these to make pies and they are better flavored than any pumpkins I have ever seen. Today, the 16th of March, we have used the last one. It is just as dry and hard-shelled as last fall.

Ed Hoar Pender, Neb., 10-26-25
Received the order I sent you in good condition. Everything growing good also the orders placed with you in former years. Many thanks for the present included.

J. W. Foote, Hopkinton, Iowa, March 30, 1925.

The seeds and trees came O. K. and they are all right. I feel I have had a square deal from you and I can recommend you to others. Thanking you.



The above photograph is of Mrs. Grace Gurney Gibson a sister of the "Bunch". She is holding a branch from a choke cherry tree. We just want to show you what an immense quantity of fruit the choke cherry will produce. It is really a very desirable fruit especially for jellies and the prices of the trees are so low and they produce in so many and varied locations that none of us should be without some of them.

Buffalo Berry

This is very useful as well as ornamental, and is planted as much for an ornament as for its fruit. The tree grows from 7 to 12 feet high, has silvery foliage. The fruit is much like that of the Red Currant, and is used for the same purposes. The Buffalo Berry makes an excellent hedge.

	Each	Per 10	Per 100
18-24 inch.....	\$0.25	\$1.75	\$15.00
2-3 ft.....	.30	2.20	19.00
3-4 ft.....	.35	3.00	25.10

Juneberry Dwarf Mountain

There are several species of this valuable tree. Some grow to the height of 20 feet. They are variously called "Shadberry," "Serviceberry," "Juneberry." The kind we offer grows but little over 4 feet in height, is enormously productive and hardy anywhere in the United States or Canada. This is the Jefferson strain and is best of all. **Each, 30c; 10 for \$2.70.**

Mulberry

The Mulberry is useful as a shade tree, for hedge purposes, and for the immense quantity of fruit borne by it. We are listing the Russian Mulberry only, as it is the hardiest of all. The fruit varies in color from jet black to a pure white and is excellent for canning with tart fruits like gooseberries, currants and plums. It is delicious to eat direct from the trees. They make an excellent ornamental hedge that will stand trimming.

	Each	Per 10	Per 100	Per 1,000
12-18 inch.....	\$1.50	\$11.00
18-24 inch.....	2.00	14.00
2-3 ft.....	\$0.20	\$1.00	3.75
4-6 ft.....	.35	3.00

Pears




BUFFALO BERRY

Pears—We have hundreds of bearing pear trees in Yankton County. They seem to do even better in some localities than apples. We had seven varieties of pears at the State Fair all grown in S. Dakota. Pears have been grown successfully in this part of the state for the last twenty years. We have trees in this county that are thirty years old and are producing immense crops of fruit almost every year. The pears grown here are of much better quality than those grown in any other part of the world. We did not have them in small plates, but had them by the bushel, all grown in Yankton County.

As the pears send their roots straight down, the soil should be loosened to considerable depth either by digging or blasting with dynamite. Be sure the dirt is well settled before planting the trees. We are offering the varieties that have proved hardiest and given the best results.

Rev. Joseph Van Sogart, Green Bay, Wis. May 7, 1925.

I want to express my appreciation of your business dealings; your stock is good sized for the money and is doing well.



GOOD ONES, GROWN IN YANKTON COUNTY, S. D.

Bartlett—One of the most popular pears. Fruit is large, buttery and melting, with a rich musky flavor, white flesh. Probably the very best pear in existence. Tree a good, erect grower and an early and abundant bearer.

Clapp's Favorite—Tree a vigorous, upright, spreading grower, very hardy and productive. Fruit large, pale yellow, flesh fine grained, juicy, melting and sweet. I find this to be the best early pear for the Middle West, much better than Bartlett—seems to stand our climate better. Ripens end of August.

Flemish Beauty—Large, juicy, rich; one of the hardiest and most popular. September and October.

Keiffer—Its large size, handsome appearance and remarkable keeping and shipping qualities make it exceedingly profitable for market. October and November.

Anjou—A large pear, highly flavored. Very productive. One of the best for the Middle West.

Duchess—One of the very best pears for the north. Not very large, fine quality, and juicy. Keeps well into the winter. **4-6 ft., 70c each, 10 for \$6.50.**

Dwarf Pears—We find the Dwarf Pear bearing within two years, generally after transplanting, and seems to be quite a bit harder than the standard pears. We would advise the planting of the dwarf in the extreme north; in fact, we would advise anyone planting pear trees to plant one or two of the dwarf varieties on account of the extreme hardiness and their early bearing. We have the following varieties in Dwarf Pears: Flemish Beauty, Duchess and Keiffer, 2 year. **Each, 70c; per 5, \$3.00.**

Hansen Hybrid Pears

We have propagated these pears for 7 years, and they have proven absolutely hardy in the last 7 winters of 1920 was the most severe test winter we have had for twenty years.

We are offering you a few of these pears with a strong belief that they will prove strictly hardy, blight-proof, and produce pears of fair size and quality, and in most cases will be excellent ornamental trees as well as fruit trees.


I want you to distinctly understand in purchasing these trees that we believe in them and shall plant a good orchard of them ourselves.

We have budded these on the hardy quince stock that has stood the last six winters, equally as well as the pear itself. This has a tendency to half-dwarf these trees, and makes them bear very early. It will only be a question of a short time before you can determine the full value of Hansen pears.

	Each	10	100
4 to 6 ft.....	\$0.80	\$7.00	\$60.00
3 to 4 ft.....	.60	5.50	45.00



MULBERRY



PROF. HANSEN'S NEW HYBRID PLUMS — VERY HARDY

Bear Delicious Fruit in 2 Years

He has, by his inventions of fruit, extended the profitable fruit-growing belt over the wide, barren prairies of the Northwest. He has made it possible for every man, woman and child, with a piece of land, to produce, cheaper than they can buy it, all of the fresh fruit they could use, during each season, and enough extra to can to last the entire twelve months. Are you producing this fruit — your share of it? If not, you are passing up some of the good things of this life. Prof. Hansen has, by exploring in foreign countries, and some points that are so far north that none of us would care even to visit those places, brought to this country and distributed alfalfa seed that will produce paying crops where alfalfa never could have been produced previously. He is working along lines now with fruit, trees and flowers, and within the next very few years, when his new creations are introduced, will astonish the fruit world. In his invention of the race of Hybrid Plums he not only surprised and astonished the fruit world, but I believe it was something like a "Jack in the box" to him, and I would bet 30 cents that he dodged some when he saw the results. Think of a plum tree, no larger around than a lead pencil, only four feet high, one single sprout one year old, coming two, maturing as high as 30 plums, each plum measuring more than one inch through. This is a common occurrence in the nursery rows, and lots of the trees two years old, coming three, will produce half to three-fourths of a bushel of fruit. Think of having ripe plums in the middle of July, instead of waiting until the middle of August. Think of having ripe plums in the middle of July until it freezes. Think of having plums of the most delicious taste, tender skinned and exquisite fragrance, and quantities enough so that you need baskets to pick them in. Think of having plums that are hardy enough to stand any degree of winter temperature and any amount of extremely hot, dry summer weather. Leaves of tropical appearance, fruit colored from the light reds to the jet blacks. If you can think or imagine any or all of the above you will simply think or



BUDDING 250,000 PROFESSOR HANSEN'S NEW PLUMS AT OUR EVERGREEN NURSERY, YANKTON

imagine what the Hansen Hybrid Plums actually are, and you can prove every word of it by giving them a fair trial in your garden or orchard.

They are wonderful keepers. We packed in a small wooden box holding about one quart a quantity of the **Hanska** and shipped them to **San Francisco, California**, with instructions to reship after sampling them, to New York city. We instructed New York in turn on receiving the package to sample the fruit, report its condition and reship to us. We are printing reports of the San Francisco and New York parties, and our report is that the fruit reached us in reasonably fair condition. It was sixteen days in the mail, opened, inspected and repacked twice, and still reached us in marketable shape.

PROF. HANSEN'S Wonderful Sapa and Opata Plums

Opata — Sioux Indian for "bouquet." First to ripen. At blooming time it is a giant bouquet of white flowers of most exquisite fragrance. Blooming just a little later than the American plum, it escapes frost dangers. Again, when the fruit is ripe, combine the large leathery foliage and the dark purplish red fruit, with blue bloom. It is indeed a bouquet at that time. The Opata is a cross from the Dakota Sand Cherry and the Gold Plum, originated by Luther Burbank, and for which \$3,000 was paid when first introduced. Tree is vigorous in growth, heading very low and of quite spreading habits, and we recommend that you allow it to grow rather in this form than in the regular high trunked, trimmed, tree form. It forms fruit buds freely at or year old and bears without exception the next year. Color of fresh green, flavor very pleasant combining the spicy acid of the Sand Cherry with the rich sweetness of the Gold Plum. Ripens with us about July 15th, and will hang on the trees in good condition for about two weeks. The photograph we are showing is taken almost at random from any of the hundreds of trees in the nursery and shows the fruit as its clusters about the limbs in a mass almost from the ground to the tip end. Makes a fine spreading tree about 8 ft. tall or may be grown in bush form.

Sapa — Sioux Indian for BLACK. "As dark as the shades of evening ranked in the western heavens." Turning the branches of this tree back and exposing the long ropes of glossy black fruit to the rays of the sun, the background of the brown smooth bark and glossy dark green foliage is certainly a pleasant sight and one to be remembered. This fruit is eatable and hangs on the tree for more than three weeks. When it first commences to mature the skin is dark green and the flesh of the royal purple. The color of the skin and flesh gradually changes until it is as black as the darkest midnight. The skin of this variety is especially tender and practically disappears with ordinary canning. This plum makes excellent preserves and jelly and is of the finest quality for eating fresh from the tree.

Sapa and Opata Plums, and Others of the Sand Cherry Cross, and How to Grow them

We have demonstrated by a number of years of practical experimenting that all of the plums of Sand Cherry blood should be grown in bush form instead of tree form. By doing this you get nearly twice the fruit, and the tree will last longer. This includes Compass Cherry as well. It is always easier to pick your



Brother George With an Opata Plum Limb



L. E. GILMAN, LEMMON, S. D., HANSEN PLUMS, OPATA

plums up than to pick them down and since you gain a number of years in the life of a tree, and get a greater quantity of fruit each season it is better to grow them this way.

Hansen's Hardy Plums — Defy the elements.

	Each	5	10	50	100
5-7 ft.....	85c	\$3.90	\$7.50	\$34.00	\$66.00
4-5 ft.....	65c	2.90	5.50	25.00	49.00
3-4 ft.....	50c	2.25	4.20	18.50	36.00

Waneta — This year same price as above.

P. C. Huchola, Columbia Falls, Mont., Aug. 13, 1925.

I am enthusiastic over my success with the Compass, McIntosh, Wealthy, Waneta and Beta Grapes which I received from you and which are growing in my yard. Some of them have made over four feet new growth.

If any of the Gurney bunch happen to stray this way—whether DB, PS or any of the others—I cordially invite them to come and see my young orchard grown from Gurney trees. Many people in this locality buy nursery stock from you and you can unhesitatingly recommend Duchess of Oldenburg, Wealthy and Compass Cherry for this neck of the woods.

Waneta

Placed on the recommended fruit list of all Northwestern states as the highest type, hardiest and most profitable to grow of any. It is not alone good for the northwest. I saw them producing wonderful crops as large as any other variety grown in California, in fact I am firmly of the opinion that Waneta will be the most profitable plum for our west coast customers as it is of large size, best quality, heavy annual bearer and a wonderful shipper.

An orchard of Wanetas four years planted at South Dakota State Hospital here at Yankton produced last season over four bushels per tree, and nearly as many the year previous.

Waneta is the most rapid growing of any plum. We have produced trees at one year old as much as ten feet high. Mr. Topp of our Greenhouses planted a tree at his home four years ago; it has given him all the plums he needed for the family and is now fifteen feet high and spreads nearly as much.

Waneta should always cost a little more than other varieties.

Waneta, the Most Delicious of All Plums

This is unquestionably Prof. Hansen's masterpiece in Plums. It combines hardiness, immense size, delicious quality, long keeping, beautiful color, small pit, and early bearing, often producing a good crop in two years from planting.

"My belief is that in this variety I have combined the best points of the native and the Japanese plum. It is probably the largest of over 10,000 seedlings. The size here at Brookings in 1912 was two inches diameter; weight, two ounces. Good, red color; skin free from acidity, flavor delicious. Pedigree the same as Kahinta I introduced last year. The female parent is the Apple plum, a large Japanese variety originated by Luther Burbank of California; the male parent is Terry, the largest native (Prunus Americana) plum, originated by the late H. A. Terry of Iowa. The Waneta plum was exhibited at the South Dakota State Fair at Huron in September, 1912, by the Horticultural Department of this Station. Waneta was a "Yanktonais boy from the wilds of the James river," who won fame in the War of 1812, and became a great chief.

The Waneta plum is absolutely the largest and undoubtedly the best of all the Prof. Hansen introductions, and this means they are better than anything grown at the present time in any part of the country. The fruit of the Waneta has reached the size of two inches in diameter. Just take a ruler and place your two thumbs nail on it two inches apart and you have the size of the Waneta. With reasonable cultivation it is as large as a small apple, as large as a good large peach, and is hardy anywhere in the northwest. An early and immense bearer.

Professor Hansen's Long Keeping Hanska

Prof. Hansen's Hanska Plum — (Sioux Indian for Tall), and refers to the extraordinary growth and symmetrical shape of the Hanska plum tree. The Hanska does not come into bearing as early as those varieties containing Sand Cherry blood, but three and four year old trees in the nursery were loaded with most excellent fruit. The Hanska was produced by crossing a wild Northwestern plum with the very large, firm-fleshed, fragrant apricot plum of China — Prunus Simoni — which is so very popular in all of the orchards of California. This variety has all of the good qualities a plum should have. The Hanska is a very large plum a great many specimens measuring better than 1½ inches in diameter. It is of the best quality for eating from the tree, for canning, preserving, or making jelly. None of the California or native American plums compare with it in any way. In color it is a bright red with heavy blue bloom. In shape it, resembles its male parent, the Apricot plum. To see this tree in the nursery, its tropical foliage, its limbs laden with the luscious reddish-blue fruit; to get on the lee side of it and catch its fragrance is a pleasure that can only be exceeded by the actual eating of the fruit, and we invite you to come to the nursery this summer and participate with us in this pleasure. As a shipper no other plum compares with it.

As we have you in the general description of the Hansen plums, this is the variety we sent by mail from Yankton to San Jose, Cal., from San Jose to New York, and from New York back to Yankton, and reached here in fairly good condition.

O. E. Daniels, Sr., Collbran, Colo.

I am enclosing a picture of the Waneta plum I got from you last year. I never saw a tree so loaded with fruit and, remember it has only been planted just one year. It had seven pounds of plums and while they were not as large as I expected, I suppose I allowed them to overbear on so young a tree. I had to tie it up to keep it from breaking. It was the wonder of the neighborhood.


John C. Groth, LeMars, Iowa.

I planted your Table Queen squash last spring, gave them good rich piece of ground, watered them through the extremely dry season and barvested 43 good ripe squash of the very best quality. All of these from one vine.

I have Rainbow Flint ears 10 inches long. Do not suppose this is the largest produced but when I figure the extreme dry weather, I think it remarkable.



WANETA ¾ SIZE



WANETA PLUMS 3 YEARS OLD



WANETA PLUM, 1 YEAR PLANTED

Kaga

Of the same pedigree as the Hanska; ripens with us just a little earlier than the Hanska and seems to be a little larger and a little better quality. The fruit has occasionally cracked on the tree when we had extremely wet weather during the ripening period. We find this about one-quarter to one-half inch larger in diameter than the Hanska, and believe it will be one of the main market varieties as soon as well known. This is one of the very desirable shipping plums.

Wastesa—One of Professor Hansen's introductions. A pure American tame plum, extra large, of high quality. An annual bearer. We can furnish this variety in the three to four-foot size only.

Hansen's Hardy Plums—Defy the Elements.

Size	Each	Per 5	Per 10	Per 50	Per 100
5-7 ft.....	\$0.85	\$3.90	\$7.50	\$34.00	\$66.00
4-5 ft.....	.65	2.90	5.50	25.00	49.00
3-4 ft.....	.50	2.25	4.20	18.50	36.00

Waneta—This year same price as above.

American Plums

This consists of tame plums that have been commonly grown for years. Do not neglect to include a few of these in your order. We are offering the varieties that have given the best results throughout the northwest.

De Sota—Bright yellow fruit, best in quality. Tree only moderate grower, inclined to overbear. Fruit should be thinned.

Golden Queen—An American plum originated in Iowa. Bright yellow, very productive, high quality and hardy. Medium to above average size.

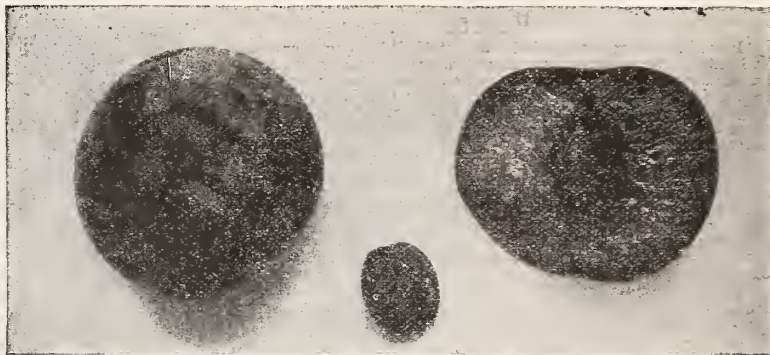
Omaha—A medium size dark red plum. On account of its production under all conditions it is becoming one of the most popular of the American plums. The quality is good. The tree is very hardy. Ripens early. We can furnish these in the three to four foot and four to five foot sizes only.

Stella—One of the largest of the American plums. Dark green turning to red. Of exquisite quality, very hardy and productive.

Surprise—Fruit is very large, bright red. It may easily be mistaken at a few feet distance for a tree loaded with finely colored peaches.

Terry Plum—This variety produces as large as any of the American varieties, fruit bright red, a good shipper, tree a strong grower, a good market all around variety.

Wyant—Under good cultivation, one of the best. Prof. Budd says, 1897: "The best of all for profit." Tree a straggling grower. Has not been troubled with "plum spot."



KAGA, TWO-THIRDS NATURAL SIZE. NOTICE SMALL PIT

Wolf—This is at least as good as any for all purposes. Large, round, dull red, perfect free stone, and unexcelled for eating from the hand. It is only excelled in quality for culinary purposes by the De Sota and Surprise.

Yuteca—An American plum introduced by Professor Hansen which has proven very productive. Of high quality and extremely hardy. Somewhat larger than the average tame plum. Ripens moderately early.

Price American Plums

3-4 ft., 50 each; 10 for \$4.50; 50 for \$20.00.

4-5 ft., 80c each; 10 for \$7.00; 50 for \$35.00.

5-6 ft., 90c each; 10 for \$8.50; 50 for \$40.00.

Minnesota Plums—These trees run from two feet to five feet tall, a young healthy trees, well rooted.

The larger trees will go with the first orders, we believe we have sufficient number of these, so that we will not have to use the smaller grade to fill an order.

These Minnesota plums are all superior variety and worth while. Order a number of different varieties to plant in your orchard, they produce more fruit where a number of varieties are planted in one orchard.

Assininboin Plum—A very popular plum in Manitoba for its early annual, heavy bearing of fine large plums. Developed from the wild plum of Stonewall, north of Winnipeg. The fruit has an attractive red color. Assininboin is splendid plum for the far north not only for its extreme hardiness, but also for its very firmness and earliness a very good plum for all of the prairie Northwest. Assininboin highly recommended by the Canadian and Northwest fruit men, generally as a sure thing for a good crop of the good fruit under the most trying circumstances, will stand farther north than any other plum.

Monitor Plum—Tree unusually vigorous and produces a compact, well shaped heavy, very productive, and hardy as far north as the Fruit-Breeding Farm. Fruit large, roundish well colored with dark, dull red; stone medium, cling; quality good. Very promising as market plum.

Red Wing—Minn. No. 12. This is a variety produced by the Minnesota Fruit Breeding Station, large, free stone, peels like a peach; good quality. Hardy at Yankton.

Tonka—No. 21. Similar to Red Wing, a Minnesota variety a trifle earlier and harder than the Red Wing.

Underwood—No. 91. Another Minnesota plum that has several of the required qualities which are, large size, hardiness, early and of good quality.

Prices of Minnesota Plums—1 yr., each, 60c; per 5, \$2.50; per ten, \$5.80.

Root Grafts — Apple, Plum, and Pear

These are scions and roots grafted and tied together with waxed cord ready to plant. Apples should give from 75 to 95 per cent stand. Apple root grafts are put up in bunches 50 each and bunches will not be broken. No order for root grafts will be booked after March 15th, and they will be shipped as early in April as possible without regard to other stock ordered. Small lots will go by parcel post, and they should be planted immediately on receipt of the grafts. They should be planted with a dibble as per instructions for cutting. **Price: Apple and Crab Root Grafts on Baccata Crab Roots, 50, \$4.00; 100, \$6.50; 1,000, \$50.00. Add 2c each for new varieties.**

American Plum Root

Graft—Our process of putting up plums has given us for a number of years practically as good stand as with the apples. These are all grafted on the American Plum root and we can furnish them in any variety. **Per 50, \$3.50; per 100, \$5.00.**

Hansen Plum Root Grafts—25 for \$3.50; 50 for \$6.50; 100 for \$11.00.

We will get the root grafts to you in good condition but we will not replace those that fail to grow.

Peaches

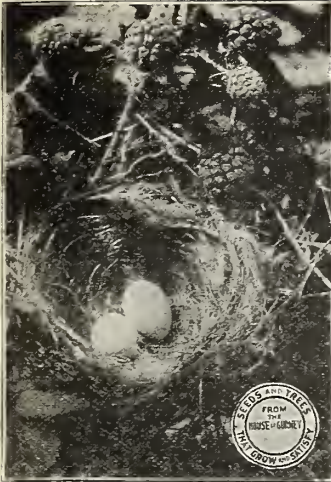
These are successfully and even profitably grown in central Minnesota by laying down and covering for winter. Prof. Budd My experience confirms it. We

our hardest and best. Will endure mild winters unprotected. Hardier than any of the seedlings. **4-5 ft., each, 50c; 10 for \$4.50; 50 for \$20.00.**

says an acre can be handled as easily as an acre of blackberries. We keep Bokara No. 3, Bailey, Crosby and Elberta, J. H. Hale, our hardiest and best. Will endure mild winters unprotected. Hardier than any of the seedlings. **4-5 ft., each, 50c; 10 for \$4.50; 50 for \$20.00.**

Gurney's Dakota Peach—The hardiest peach in existence has borne regular crops for the last five years, hardy in both wood and fruit bud, fruit as large as Elberta, quality and color very much better. We have a very limited supply this season. Advise those planting north of Yankton to plant this Peach on south side and close up to house or fence for protection. **5 to 7 foot trees, 30c each; 5 for \$3.50; 10 for \$6.50.**





ELDORADO

Dewberries

Instructions for planting and care: These will be delivered to you with a portion of the old cane attached. This is of no value except for handling purposes, as the new cane that produces the fruit next year comes from the crown of the little plant you will receive. The Dew berry will have a quantity of fine roots. In planting, these must be spread out, the soil worked in carefully among them and the crown not covered over one and one-half inches. Plant 18 inches apart in the row, rows 4 to 5 feet apart.

Lucretia — We do not advise planting this unless you have sandy soil, as it does better on that than on any other soil. This is a creeping plant and will often grow as much as fifteen feet in one season. The vines should be trimmed back to about three feet for best results. The fruit is about three times the size of the Blackberry, very sweet. **Price: Each, 10c; 10, 60c; 100, \$3.00; 500, \$12.00.**

Currants

We picked from this field of two-year-old plants literally thousands of quarts of the best currants. This is a real field of currants.

Currants can be grown successfully in any part of the country and will produce fruit quicker than any other small fruit, and is a sure annual crop. They grow and produce with almost no care, but just like any other tree or plant, will pay a hundred fold for additional care. Just give them a little cultivation, some manure worked into the soil, a little bit of trimming after the fruit is harvested, and you will have, not only fresh fruit, but quantities to can and make the best jelly. If you like a milder jelly, mix currant juice with one-half apple juice, and it's delicious.

Cherry Currant — Strong, very large fruit. This cherry seems to be very popular in higher altitudes.

North Star — Medium size; fine flavored and prized in both kitchen and market. Bush very strong grower and should have plenty of room. Produces large quantities of fruit.

Red Dutch — A hardy, well-known standard variety; early, a prolific bearer and does well everywhere. It is, perhaps, planted more extensively than any other variety.

Red Cross Currant — Bush somewhat below medium size, very healthy, vigorous and productive.

White Grape — Large; white; sweet or mild sub-acid; very good quality and popular for dessert and kitchen, and well known in market. Bush low and spreading. Very productive.

Lee — Medium large; black; fruit of fine quality, desirable for both kitchen and market. Bush a vigorous grower and very productive.

La Versailles — Very large; red; bunch long, of great beauty and excellent quality; one of the finest and best, and should be in every collection.

Victoria — Large; bright red; bunches extremely long; berries medium size, of excellent quality. Good erect grower, very productive. Ripens late, making it one of the most valuable sorts. Hardy. Above varieties, unless otherwise priced: **2 year plants, 15c each; 10, \$1.30; 50, \$5.50.**

Blackberries

Instructions for planting and care: When you receive the Blackberries they will have a certain amount of the old cane on them. This is left more for the purpose of handling the plant than otherwise. The new canes come up from below the ground, and produce the fruit the next year after planting. Plant your Blackberries about 2 feet apart in the row and the rows 5 feet apart. Plant them about the same depth that they stood in the nursery.

We do not recommend Blackberries for any point north of Yankton in the prairie country, except in sheltered localities, but they can be grown successfully in almost any part of Minnesota in the timber country, or south of this point. We have seen large fields of Blackberries grown successfully and profitably in cottonwood groves that have been thinned out either by nature, cutting, leaving open spaces and planting the roots there allowing them to grow wild. This method is worthy of trial in almost any section.

Snyder — Undoubtedly the hardest variety of the Blackberry; and abundant bearer, of good size, and good quality berries. **10, 60c; 100, \$4.75; 500, \$17.00.**

Eldorado — One of the hardest and most vigorous of all blackberries, enduring the winters of the north-west without injury. The yield is enormous, berries large, jet black and borne in large clusters. Very sweet, have no core and will keep eight to ten days after picking. A splendid blackberry. **10 for 65c; 100 for \$4.95; 500 for \$18.00.**

Blackberries in Thin Groves

It is feasible to grow profitably and satisfactorily, good crops of the above varieties of blackberries, in cottonwood or poplar groves where they are not planted too closely together. This is especially true if the groves are growing on lower ground. I advise planting the blackberries in the regular way. As soon as planted mulch heavily with well rotted manure or old straw or hay. Put this on thick enough to keep weeds and grass from growing among the plants. If you are unable to grow them in the regular way in the open field you need not give up this desirable fruit. Try it!



CHERRY CURRANT

Perfection Currant

(See back cover) — You have all grown the old standard varieties of Currants, producing only a medium crop and those of small size. By the introduction of this new **Perfection Currant** we are doubling the crop and the size. We picked currants of this variety in our nursery this past season, nearly as large as the Early Richmond Cherry and in clusters of ten to twelve currants on each stem. When first introduced, won **Berry Gold Medal** at Pan-American Exposition and gold medal awarded at the Louisiana Purchase Exposition. It is certainly a wonderful fruit and should be in all your gardens. **No. 1, each, 25c; per 10, \$1.90; per 100, \$17.25.**

Currants

We picked from this field of two-year-old plants literally thousands of quarts of the best currants. This is a real field of currants, and S. S. said he grew them and wanted this picture with them, so here it is.



THIS SHOWS A FIELD OF THOUSANDS OF TWO-YEAR-OLD CURRANT BUSHES IN OUR EVERGREEN NURSERIES



Grapes


Instruction for planting and care: One of the most satisfactory fruits, and can be grown anywhere. For the extreme north use the hardiest varieties, as the Beta. As you go farther south take standard varieties, as the Concord. A grape vine must be protected from air from the time it is dug until it is back in the ground. They kill easily if left unprotected while out of the ground. When you receive the grape, it will have very long roots. These should be cut back to about 6 inches in length. The hole should be dug a spade's depth, and the roots spread out on the bottom of this hole. See that the earth is worked in well among the roots. Pack well, cultivate and fertilize, and you will have best results. A trellis will be needed the second year after planting.

Alpha—Very hardy black grape, preferred by some to the Beta about same size as Beta grape. Bunches large and well shouldered. Individual berries large and jet black, covered with a bluish bloom. Flavor excellent. A splendid grape for making jellies. An abundant bearer and unsurpassed for hardiness. Needs absolutely no winter protection. **Each, 30c; per 5, \$1.25; per 10, \$2.25; per 25, \$5.00.**

Agawam—An early ripener. Vine strong, bearing very large berries, with soft, sweet pulp and thick skin. **Each, 20c; per 10, \$1.80; per 50, \$8.00.**

Beta Grape—The people moving north regret the loss of their Grapes, which are wonderfully attractive and refreshing in the late summer. Many the heartache and sigh of disappointment when the housewife finds she cannot grow Grapes on her new homestead or northern home. The Beta changes all this, as it will grow readily in North Dakota without covering; not only grow, but produce as much fruit per vine as the large varieties in the East, rapid growers often making a growth of 15 to 20 feet in a single season. Extremely valuable for covering summer houses, outbuildings or fences. We recognized the value of this new Grape when it was first introduced. We are pleased with our success in getting it out among the growers and more proud of the success attained by the growers. It has made their homes beautiful and produced immense quantities of fruit. **Each, 30c; per 5, \$1.25; per 10, \$2.25; per 25, \$5.00; per 100, \$17.00.**

Brighton Grape—Bright red. Heavily shouldered; large bunch; one of the sweetest and most delicious. Strong growing, hardy vine. Plant with other sorts for pollenization. Very good for eating, Jelly and market. **Each 20c; per 5, 95c; per 10, \$1.50; per 50, \$6.50.**



BETA GRAPES AND COMPASS CHERRIES GROWN BY MATTIE T. CRAMER. MALTA, MONT.

Rockport Mennonite Society sold \$465 worth of Beta Grapes from ninety vines in 1920. Can you beat that?

A Row of Grape Vines in Your Garden

will produce more profit, enjoyment and beauty than any other known fruit. The Rockport Colony sold \$465.00 worth of Beta grapes from 90 vines in one year. That is an unusual income and you may do nearly as well from your own vineyard. Nothing so refreshing as the fresh, ripe fruit on the vines; nothing so desirable as the jams, jellies and grape juices for the winter. All easily prepared and inexpensive when you produce your own fruit.

Champion—One of the earliest of the large black grapes. With winter protection these can be successfully grown in most parts of North Dakota. Very productive, vines vigorous and hardy. **Each, 15c; 10 for \$1.25; 50 for \$5.00.**

Delaware—One of the finest table grapes bunches not large, compact, well shouldered, berries rather small, juicy and sweet without any hard pulp. Spicy flavor, probably the best American grape, all things considered. Ripens medium early, color red. **Each 25c; 5 for \$1.25; 10 for \$2.00; 25 for \$4.50.**

Elvira—White. Bunches medium size, very compact. Berries medium for sweet when fully ripe. A splendid wine grape. Hardy, vigorous grower and productive. Ripens in September. **Each 20c; 10 for \$1.70.**

Lucile—A beautiful large red grape, which yields as much as Concord; the very best quality, as hardy as any grape listed, except the Beta. A very strong, robust grower; ripens its fruit early. Vine is healthy and free from disease; never drops its berries. **Each, 30c; 10 for \$2.90.**

Lutie Grape—An old standard variety. Out of twenty-five varieties of grapes that we are growing in our trial grounds the Lutie Grape has led for two years. The Lutie is very vigorous and produces more fruit than any other variety in the trial grounds. It is a red grape, earlier than the Concord and probably more hardy. There is no reason why you cannot grow large quantities of these grapes, as there are but few fruits, if any, that will produce more fruit per square foot than grapes. Try ten of these. **Each, 30c; 5 for \$1.30; 10 for \$2.50; 25 for \$5.00.**



LUCILE, ONE-THIRD SIZE

Moore Early—Similar to Concord, equally as hardy and at least ten days earlier. Very productive in rich soil. **Each, 25c; 10 for \$1.80; 50 for \$8.00.**

Moyer Grape—A red grape, seedling from the Delaware. It is similar to the above described Delaware, is more free from rot and mildew, and the berries and bunches are larger. Flavor, rich and sweet, without a trace of foxiness. The fruit keeps and ships well. This grape was originated in Canada and is highly thought of, proving perfectly hardy everywhere the Concord is grown, and possibly standing even more cold. Two weeks earlier than the Delaware, especially fine for the north. **Each 35c; 5 for \$1.50; 10 for \$2.90.**

Niagara—Large, slightly oval; pale yellow fruit, covered with a white bloom; the quality is equal to the Concord and it is the standard white grape of the country. Bunches are large and compact. Vine vigorous, hardy and very productive. **Each, 20c; 5 for 95c; 10 for \$1.80; 25 for \$3.90; 50 for \$6.50.**

Worden—Larger than Concord and ten days earlier. Hardy, healthy, vigorous and productive. Large bunches, dark purplish-black. Especially good on account of its earliness. **Each, 20c; 10 for \$1.90; 50 for \$7.00.**

Wyoming—Very productive, healthy and early yielder. Bunches well formed and composed of large amber colored berries above medium size. These grapes will ripen further north than most varieties. **Each, 20c; 10 for \$1.80; 50 for \$8.00.**

On the Colored Insert Page 98

We are showing colored photographs of various varieties of grapes that can be grown anywhere in the northwest and as sure to produce a crop of fruit each year as any fruit you can plant. A grape requires care for best results, but will, even under adverse conditions and neglect, produce large crops of those delicious bunches of grapes.

The varieties offered on the Insert page 98 are the best in hardiness, production and quality. The Beta may be left on the trellis through the winter in most sections—no other grape so hardy as the Beta. The other varieties for best results require some winter protection. We print a bulletin "Small Fruits" we want you to have as it will help you—it's free!



CONCORD—Large, purplish-black grape; very hardy and productive, ripening about the middle of September. This is one of the most popular market grapes. Mid-season. **Each—20c; 10 for \$1.00; 25 for \$2.40; 50 for \$4.00; 100 for \$8.00.**

CONCORD, THE OLD STANDARD, ONE-THIRD SIZE

Gooseberries

On account of the danger of carrying White Pine Blister Rust, all states east of South Dakota are prohibited from shipping gooseberries or currants out of their own state. South Dakota being west of that line and absolutely free from White Pine Blister Rust, we can ship both currants and gooseberries into any state in the Union. Bear this in mind in making your purchases.

Plant in good rich soil and give liberal dressing of manure each season. Regular pruning every year is necessary for the production of good fruit. The Gooseberry will do better if partially shaded. Plant them on the north of buildings, fence, or trees. We advise mulching the gooseberries heavily, using old rotted straw for the purpose.

To Nurserymen in Quarantined States

We are growers of large quantities of numerous varieties of currants and gooseberries, and many nursery men have availed themselves of the opportunity of sending their orders to us to be shipped direct to their customers. We use your own billing and shipping tags. We are always pleased to give you the benefit of quantity prices.

Mrs. Clara Blossell, White, S. D. August 11, 1925.

I want to thank you for the extras you sent me last spring and for the invitation to the Peony Wedding. I wanted very much to attend but sickness stopped me.

Nearly all the nursery stock you sent lived in spite of the dry weather. I want tulips this fall and more things next spring.

Downing Gooseberry — Larger than the Carrie Will not stand quite as much grief but is an excellent berry for Iowa, South Dakota, Nebraska and Minnesota or in localities where conditions are equally favorable. A very productive and profitable variety. **25c each; 10 for \$2.25.**

Oregon Champion Gooseberry — Berries very large brownish-red color, very sweet and fine for table use and pies. Bush a strong grower, healthy, not very thorny and a very prolific bearer. One of the best berries for the market. **Prices: Each, 20c; per 10, \$1.75; per 100, \$18.00.**

Houghton — (See color picture) — Medium size, pale red, sweet when thoroughly ripe; very spreading grower, an excellent bearer; the standard gooseberry, the best for the Northwest. **Each, 20c; 5 for 90c; 10 for \$1.65; 50 for \$5.50; 100 for \$8.50; 500 for \$38.00;**


Carrie Gooseberry

(See color page 97)

Prof. Hansen's report on this Gooseberry at the State Horticulture meeting in 1910: "We have fruited the Carrie the past season or two and are well pleased with it. It is a great improvement in some respects over the old Houghton. I saw a large plantation near Excelsior, Minn., in 1907,

Mrs. Anna C. Charles, Malta, Mont. May 26, 1925.

The things I sent for came in fine shape. My grapes are both growing and thanks very much for the Peony. It is also growing and had two fine buds on it.



CARRIE

Mrs. W. H. Hest, Warsaw, Ind. May 7, 1925.

I want to thank you most heartily for the prompt and very satisfactory fulfillment of my order, and for your kindness in sending them the way you did. I want to thank you also for sending me such fine stock. They were certainly the largest and finest I ever received from any house.

James I. Cheely, Iuka, Ill. January 26, 1925.

I have just received your catalog and it is a book I always like to get. We have extreme cold weather — 20 degrees below zero — and I am glad that I planted apples that are on the Pyrus Baccata root. It sure makes sturdy, healthy apple trees. There were apples side by side with apples from other nurseries in 1921 and the Longfield on the Pyrus Baccata has had two crops; Golden Delicious hasn't had an apple yet.


Raspberries

Sunbeam — This new perfectly hardy Raspberry, introduced by us after another year's trial, we can say positively that it is the only Red Raspberry of value from the south line of South Dakota to just as far north as you have a mind to go. We grow in the nursery a large number of varieties of Red Raspberries. The **Sunbeam** was the only one that comes through the winters without winter killing. It produced a full crop of fruit, other varieties not any. A better raspberry than the **Sunbeam** may be produced, but we doubt it. In hardness it is perfect, quality the best, and the quantity not to be complained of. **Each, 10c; per 10, \$1.00; per 100, \$4.50; 500 for \$12.00.**

The above description was written from the Sunbeam before the Ohta was originated. What is true of the Sunbeam is also true of the Ohta. It has proved equally as hardy.

King — Pronounced the very best early Red Raspberry by many of the leading horticulturists in Minnesota; it is the great market berry of that country; probably more acreage of the King planted for market purposes than all others combined. **10, 60c; 100, \$3.90; 500, \$15.00.**

St. Regis Everbearing — Red; commences to ripen with earliest and continues on young canes until October. Berries bright crimson, large and sugary. Flesh firm; a good shipper; the most prolific of any red variety known. Plant a very strong grower. **10 for 80c; 100 for \$3.65; 500 for \$12.00; 1,000 for \$27.00.**



PROF. HANSEN'S NEW HARDY RASPBERRY—SUNBEAM

Professor Neils E. Hansen's Ohta Raspberry

We have left the description of the "Sunbeam" raspberry just as we gave it. We made the statement that the Sunbeam was absolutely the best hardy red raspberry; we also made the statement that possibly a better one would be produced. We made that statement because we did not feel that Professor Hansen was going to stop the raspberry improvement until he had one that was almost, if not entirely, perfect. We are showing here a photograph of a bowl of the new **Ohta**. These berries are shown in the photograph about one-half size. We have picked **Ohta** berries this year from the time the first ones ripened, early in July, until the ground froze. The **Ohta** berry is absolutely an everbearing the first year, and if you want continuous berries each season, transplant a few of the **Ohta** from your patch each fall or spring, cutting the old stock down to about eight or ten inches.

The **Ohta** will add to his good name as an inventor of new fruit. The **Ohta** outbears the Sunbeam. Each, 20c; 10, \$1.39; 50, \$3.09; 100, \$5.09; per 500, \$16.00.

Gregg — Black; for many years the leading standard, best known market sort; very productive; large size. 10 for 70c; 100, \$3.00; 500, \$12.00.

Cumberland — Black; a healthy, vigorous grower; fruit very large, quality good. Keep and ship as well as any of the blacks. The most profitable market berry. 10, 85c; 50, \$2.00; 100, \$3.75; 500, \$13.00; 1,000, \$25.00.

Kansas Black Raspberry — Strong vigorous grower, berries size of Gregg, of better color, jet black; firm and of best quality. Per 10, 85c; 50, \$2.00; 100, \$3.75; 500 for \$13.00.

Royal Purple Raspberry — This is an improvement in hardiness, size and quality over all other purple berries, equal in hardiness to the reds, a better shipping berry, and has made more money for the growers in this section than any other variety for the past several years. Fruit is borne in remarkable quantities. On account of the remarkable vigor of its canes, it stands drouth and matures full-sized fruits when others are



of inferior size and quality. Our supply of this berry is limited, but we think everyone should plant a reasonable number this year. I know you will be well-pleased with the results. Price: per 5, 60c; per 10, \$1.00; per 50, \$4.00; per 100, \$7.00.

Latham — The great raspberry of Minnesota. Named for A. W. Latham so long Secretary of the Minnesota Horticultural Society. Our experience with this berry has been very satisfactory, nearly as hardy as Ohta, equal in size and a better shipper; quality extra good; color bright red.

Latham was originated at the Minnesota Fruit Breeding station. Each, 20c; 10 for \$1.50; 50 for \$3.00; 100 for \$5.00.

Red Raspberries — Instructions for planting and care: Such as the Sunbeam and Ohta are to be handled just as the Blackberry. They make new growth, produced from the cross section of the root, or below the ground on the stalk that you receive.



Andrew Blue Horse, Ogalala, So. Dak.

I am sending you my little boy's picture. This little boy's name is Andrew Blue Horse. He plants every summer a little garden and gets a good crop. He grows nice big muskmelons, watermelons and other vegetables, all from your Seed Company every year.

He got first money in Pine Ridge, South Dakota Fair and he wants you to put in your catalog his picture. He wants his dog's picture with him. He wants the picture put in like that of Wm. Long Wolfe.

R. M. Wolcott, Central City, Nebraska. November 13, 1925.

I am enclosing a photograph of my cabbage field grown from Gurney seeds. I want you to note this closely and see what a perfect percent of solid heads produced. I found all the seeds purchased from you entirely satisfactory and I recommend them to my neighbors.

A. Kulla, Canby, Minnesota. April 18, 1925.

I received my order of seeds from you the other day and I appreciate the package because I sure got my money's worth this time.

Gurney's Everbearing Strawberries

"Put on your overcoats and pick strawberries enough for a shortcake."

This was an actual request made by Mrs. S. S. Gurney on October 13, 1920, to her group of girls shown in the picture on this page. Lots of Everbearing Strawberries in the field at that time and there had been a good picking of strawberries right along almost since June, the only skips being at dry time when the berries were too small to pay to pick.

We will ship strawberries in the fall during October at the regular prices, but could not ship them earlier. We do not make replacements on plants shipped in the fall. We recommend spring planting only.

Instructions for Planting and Care


We sell millions of Strawberries each year, and they go to all sections of the United States. We often ship them across the continent and have them reach destination in perfect condition. Other times they go only a short distance and are dead on arrival. We dig, pack and ship fresh every day, so they leave in the best possible condition. When you receive your strawberries they should be fresh and green, and not rotted in the crown. It is very unusual to have them reach you in anything but the best condition. When they are received in anything but good condition, notify us at once. More strawberries are killed after they are received by the planter than any other way. They appear to be a trifle dry, and they are immediately soaked up. The crown of a strawberry plant should never be wet before planting. It will rot in a few hours. Each plant has a number of fine roots, have your ground in excellent condition, force the flat hand into this mellow ground, withdraw the hand, leaving a hole an inch by about 4 inches, and about 4 or 5

inches deep. Take the other hand, spread the roots of the plant out fan-shaped, the crown to be just even with the top of the ground when the dirt is packed firmly against the plant. Plant them from 1 foot to 18 inches apart in the row, and the rows 4 feet apart. During the growing season they will throw out a number of runners that set new plants. Train these to stay close to the original plant, not allowing it to become more than a foot wide. In the fall, when the ground freezes, cover the plant to a depth of about one or two inches with straw or hay. Straw is best, as you can rake it in among the plants in the spring and allow it to remain there. This keeps the fruit off the ground and clean always.


Strawberries are always sent separate from the balance of your order, either by parcel post or express, charges paid by us. We do this that the plants may reach you in best possible condition.

Strawberry Boxes

One quart American strawberry boxes, made up ready for use, come nested, price 200 lots or less \$1.25, per 100; 500 lots or less \$1.10 per 100; 1,000 lots or less \$1.00, per 100. 24 quart crates, k. d., 25c each, F. O. B. Yankton.



OCTOBER



JUNE

Mrs. Carl F. Werth, Warner, S. D. April 10, 1925.

I wish to thank you for your prompt and efficient service in caring for my orders. The gooseberries and currants were in splendid condition on arrival and were planted immediately just previous to the good rain we had this week.

Dunlap Strawberries, Standard Varieties

Even with the introduction of the Everbearing Strawberry there is still a place for the old standard one crop per year strawberry. The Dunlap is absolutely the best. It is a self-fertilizer, fine quality berry, yields abundantly, and is a good shipper.

We grow a great many varieties of the old standard strawberries, but we consider the Dunlap the best of any for all purposes. We can furnish you with the Bederwood, Sample and Warfield. The Dunlap and Bederwood are the self-fertilizers or perfect flowers. The other varieties are not perfect flowers, but Pistillate and require either the Dunlap or Bederwood planted in alternate rows to fertilize them. Price, 25, 50c; 50, 85c; 100, \$1.25; 500, \$4.00; 1,000, \$7.50. Parcel post or express charges paid in all cases by us.

Premier

(P) The strawberry without a fault, the earliest of all. While this is the earliest strawberry ever produced, it is so frost resistant in both buds and blossoms that its fruit crop has never been destroyed. This strawberry eliminates crop uncertainty but ripens a week ahead of other varieties. The word "Premier" means "first." This berry is first in size, first in yield, first in quality and first to ripen. The plants are sturdy, healthy and long-rooted which makes them frost resistant. They will thrive in all soil and under conditions that would kill ordinary plants; will yield much bigger crops. It is a long-distance shipper. Prices: Per 25, 50c; 50, 80c; 100, \$1.50; 500, \$6.50. Parcel post or express charges paid.



ALL SUMMER



COLLINS STRAWBERRIES

COOPER

(P) If you want to grow something just a little larger and better than your neighbors are growing in strawberries, plant the Cooper. These produce larger fruit than any other strawberry we have seen growing at Yankton. The fruit is of good quality and very productive. Plants are unusually hardy and healthy. These are only a few of its excellent qualities. 25, 55c; 50, \$1.00; 100 \$1.70; 500 for \$7.50.

COLLINS

(P) The king of canners. Deep, rich red color, delicious flavor, firm texture, put in a class by itself. This is a staminate variety which makes it an excellent pollinizer. The fruit ripens slowly so that two pickings per week is all that is required. Has a long fruiting season. The fruit is borne on long, stiff stems. It is exceptionally large and will demand a higher price on account of its size as well as its quality. The plants are vigorous and productive. Mid-season variety. 25, 50c; 50, 80c; 100, \$1.45; 500, \$6.00; per 1,000, \$11.00.

Mrs. John J. Huether, Ashley, N. D., April 30, 1925.

Many thanks for the extra Strawberry plants you sent me. Received them in good shape. Please send me booklet on care of berries and flowers.

Mrs. H. Bockman, Libby, Mont. May 26, 1925.

We received the plants and they are in very good condition. I wish to thank you very much. We will order some more plants from you in the fall.

EVERBEARING STRAWBERRIES The Famous Progressive Variety

They will produce fruit from early July until heavy freezing. In our large acreage of strawberries there was no time during the season that we did not have plenty of strawberries for everybody. No matter how small or large the piece of ground you have, you can have everbearing strawberries for the better part of four months each year. One hundred plants, properly cared for, and if possible, placed near the house where you can give them a little water from the well or some of the wash water about once a week during the hot, dry spells, will supply an ordinary family with all the strawberries they can use during the summer. We are receiving letters from all parts of the country from our customers, telling us how well they like the everbearing strawberries. They produce the same year they are planted. We are publishing a few of these short letters regarding the strawberries on different pages in the catalog. The strawberries are the easiest cared for of almost any of the small fruits, and you will get quicker results from the strawberry than from any other small fruit offered by us.

You will notice on the order sheet a number of pamphlets or little booklets which we issue free of charge, giving you instructions for the planting of all kinds of fruit, flowers etc. In this list we give you full information regarding strawberries. Just check on your order sheet the ones you want and they will be packed with your order. All of these are free.

We are offering the Everbearing strawberry at less than half the price charged by traveling tree agents, and we make shipment of them as soon as they are dug. Last year our sales increased wonderfully over those of the year before. We ship strawberry plants in just two ways, one by parcel post, the other by express. We are quoting these strawberries to you parcel post or express charges paid.

Place your order with us early and they will be sent at the proper time.

Express or parcel post charges paid in all cases by us. Always shipped separate from your other orders. **Per 10, 40c; 25 for 90c; 50 for \$1.25; 100 for \$2.00; 500 for \$8.00; 1,000 for \$15.00; 5,000 for \$72.00.**

Mrs. Thressa Rough, Scott City, Kas. May 29, 1925.

I received the second shipment of peach trees you sent me and they are fine trees. I thank you and can recommend your nursery, my other trees are living and are the best I have ever seen.

Gurney's Dakota Everbearing

This remarkable berry commences to ripen fruit with the common varieties and produces a regular steady supply of large berries all summer until it freezes. The trouble with most varieties of everbearing has been their failure to produce more than two crops, one at the time of the ripening of the June bearing sorts and the other late in the season just before freezing weather. In offering this new berry we are pleased that we have overcome this lack of continuous fruit and you may now, where there is a reasonable supply of moisture, pick large berries in quantities during the entire growing season.

We are offering less than 10,000 of this variety this season. **Per 10 plants, 75c; per 25 plants, \$1.50; per 50 plants, \$2.75; per 100 plants, \$5.00.**

H. C. Foreman, Pittsfield, Ill. April 15, 1925.

I received my plants and trees on the 3rd and I am more than pleased. It was all high class, also arrived in first class condition. Hereafter, I will recommend your Seed and Plants to all my neighbors and I hope to come again. Thanking you for your promptness.

Champion

No Doubt, The World's Best Everbearing Strawberry.— We have tested this wonderful strawberry under different soil and weather conditions and have received nothing but favorable reports regarding its excellence. It seems to be just a little harder than other everbearing strawberries; produces larger fruit of excellent quality. We find that the Champion will out-yield other everbearing strawberries and produces a continuous crop from July until late in October. **Per 10, 50c; 25 for 90c; 50 for \$1.25; 100 for \$2.00; 500 for \$8.00; 1,000 for \$15.00; 5,000 for \$72.00.**

Albert C. Johnson, Grantsburg, Wis. May 11, 1925.

Received shipment of nursery stock and the goods are even better than the catalog. Be sure to send me your next catalog.



Mrs. E. W. Campbell, International Falls, Minnesota. October 8, 1925.

I enclose picture of our two oldest children with a few of our Bugless potatoes, grown from seed purchased from you. The crop was wonderful, scarcely a small potato. We raised 23 bushels from the one bushel of seed. We have always been pleased with our dealings with your concern.

Togner A. Hustad, Starbuck, Minn., Sept. 15, 1925.

This spring I ordered seeds from you, planted them on the day of arrival and have had wonderful results. You sent me a package of free pumpkin seeds and they grew to a great size. I am sure a satisfied customer.

Chas. Kein, Milroy, Minn., April 13, 1925.

The trees were received in fine condition. The fruit trees I ordered of you last year are doing fine. Am expecting to send you another order next year.

Christian Bauer, Dowling, S. D., May 21, 1925.

I have received the trees for which I thank you very much. They sure are nice. The fanning mill which I got from you is very good.

Andrew Hennon, Eureka, S. D., April 22, 1925.

Received my trees which I purchased from you about two or three weeks ago. Very satisfactory, also the very nicest shipment of trees I have ever gotten since I have been ordering trees.



500,000 BLACK WALNUTS AT OUR EVERGREEN NURSERY
LARGE TREES IN THE DISTANCE PRODUCE ANNUALLY LARGE CROP OF NUTS

Nut Bearing Trees

Almost every farm and garden contains some land that should be planted to nut trees adapted to the soil. Probably no branch of tree cultivation pays larger profits or is as well assured of a profitable market for all products. The nuts in many cases pay better than farm crops or fruits while most kinds make a growth of valuable timber that will, of itself, pay a large per cent on the investment. The nuts that we list can be grown in almost any section of the country; I will say, with the exception of the chestnut, which should not be planted north of Yankton.

Butternut or White Walnut—A fine native tree producing a large, longish nut, which is prized for its sweet, oily, nutritious kernel. **1 year, each 15c; 10 for \$1.00; 100 for \$7.00.**

Butternut. 4-5 ft., each 50c; 5 for \$2.25; 10 for \$4.00.

Hazel Nut—This forms a small growing bush and produces large quantities of nuts; it is perfectly hardy in any territory; does best if planted alongside of, or in thin groves, or along creek banks in the natural timber. **Each, 20c; 10 for \$1.50.**

Horse Chestnuts—The nuts that these trees were grown from were gathered from two trees that are at least eighteen inches through and perfect in form, growing in the City of Yankton. Those are probably the oldest Horse Chestnut trees in South Dakota and have proved perfectly hardy. The fruit of this is not edible. The tree is very beautiful and ornamental, having an almost perfectly globular crown. It bears large quantities of flowers followed by burrs containing two to four nuts. **4-5 ft., each \$12.00.**

Horse Chestnut. 2-3 ft., each 70c; 5 for \$3.00; 10 for \$5.80.

Walnut, Black—This is the black walnut of commerce and produces probably the most valuable of any wood grown in the United States today. It also produces large quantities of nuts which are always marketable at a good price. We grow these in immense quantities, having probably over one-half million of them for market this season. All of our walnuts are grown from nuts produced here, so they are the hardest that you can get. **8-12 in., 10 for 50c; 100 for \$1.50; 1,000 for \$14.00; 12-18 in., each, 12c; 10 for 60c; 100 for \$2.50; 500 for \$12.00; 5 to 6 ft., each, 50c; 10 for \$4.50.**

Black Walnut Seed should be planted in the fall with the hulls on, about 5 inches deep. Unhulled nuts, **15c per lb.; 10 lbs., \$1.00; 20 lbs., \$1.80.** For fall, 1926, delivery.



SURROUNDED BY ELM AND HACKBERRY—RESIDENCE OF D. B. GURNEY, YANKTON

My Home

This picture was taken a number of years ago and since then the planting of shrubbery around the house has grown wonderfully and produces a continuance of flowers during the entire summer season. The large Elm and Hackberry are certainly beautiful and gives one a mighty comfortable feeling in the summer as well as the winter. For just a few dollars your surroundings can be equally as nice.

Forest or Shade Trees

There are some things that you can get along without, sometimes to your advantage, other times to your disadvantage; and the person who tries to get along without a shade or forest tree is trying to get along without something that works to his disadvantage more than almost anything you could think of. If your home consists of a house and a single city lot, you and your family are entitled to at least a few trees that will produce shade, beauty and protection from the winds. If your home is on the farm you have a greater advantage, and a greater disadvantage if you fail to avail yourself of the opportunity of planting trees. You not only are unfair to your family, but to your buildings and live stock, and to your whole community because a treeless farm is a bad advertisement and reflects on your whole community. If you are part of a municipal organization (and every resident of a town or city is), you are almost criminally negligent if you do not have one or more public parks, depending of course on the size of your town. By being up to date with sidewalks, paving, public parks, etc., you bring it forward ahead of the less progressive community.

There are certain natural rules that should be followed in planting street, forest or shade trees to get the best results. First, in planting trees

outside of the sidewalk, the trees on every block should be of the same variety. So often you see in a single block an assortment of trees, the kind that the owner of each lot may like best, and the beauty of the entire block or street was spoiled by the conglomeration. In forming a new park in a town or city, the Park Superintendent should have charge of all planting outside of the sidewalk. If he is a good Park Superintendent, he will know just what to do and will make the city beautiful. Trees planted outside of the sidewalk should be given a good distance one from the other so that they can mature to a perfect beautiful form. In a forty-four or fifty foot front there should not be to exceed two trees. You often plant as high as six or eight, and within a very few years they are out of shape and you never do have a beautiful tree. Forest and shade trees should always have ample room in which to develop. This applies to trees planted inside of the lot and to city parks. The only place it does not apply is where you want a quick shelter, where certain varieties can be planted together and form a perfect dense windbreak.

Caliper or Cal. means distance through the tree about six inches above ground.

Ash

This is a slow growing tree but the most valuable of all for northern and northwestern South Dakota and North Dakota. We grow hundreds of thousands of them for that section of the country and they are shipped in lots of a single tree to a carload. In planting in that section, you should make your planting largely of the Ash. It is an upright grower, with beautiful foliage, perfectly hardy and absolutely the best for the high and dry places, or where a hard pan is close to the top of the ground. It will grow with less rainfall than any other forest tree and will thrive in that part of the country where ninety per cent of the population will say that trees cannot be produced. Every farm in that section can and will produce Ash trees eventually. Just give the Ash a trial and after planting give it good care with cultivation an heavy mulch. Your home, whether it is in the city or on the farm, will be just as beautiful as the tree-covered portion of southeastern South Dakota. This is a great tree for Montana and Colorado, and should be used in all section of the country in parks to make up a variety.

I cannot believe that any of you care to live in a home, whether in the city or on the farm, unless it has some trees and flowers. You want to plant that which will do best in your locality. The Ash tree is one of the easiest to transplant, it seldom fails to grow, but requires care after planting just as your cornfield does. I advise against the planting of any tree or any plant unless you give it care, because if you fail to care for it, it will die, you will be disappointed and be a knocker. The Ash can be planted much later than the other varieties. Orders from the North and Northwest are received by us later than from other sections, and the Ash fits in on that account also.

	Each	10	100	1,000		Each	10	100	1,000
8-12 in.....	\$0.75	\$ 5.00		18-24 in.....	2.00	12.00	
12-18 in.....	1.00	8.00		2-3 ft.....	2.60	14.00	
	Each	10	100			Each	10	100	
4-5 ft. trans.....	\$0.25	\$ 2.00	\$ 14.00		8-10 ft. trans.....	.65	5.50	40.00	
5-6 ft. trans.....	.35	2.50	16.00		1 1/2-2 in. cal.....	1.25	11.00	90.00	
6-8 ft. trans.....	.40	3.50	25.00		2-2 1/2 in. cal.....	1.75	17.00	150.00	

Basswood (Linden)

One of the most beautiful deciduous trees grown. Trunk always straight, the top almost a perfect globe; green leaves during the summer changing to bright yellow with the autumn; holds its leaves well beyond most other trees; very hardy.

	Each	Per 10		Each	Per 10
3 to 4.....	\$.35	\$ 3.00	6 to 8.....	1.50	13.00
4 to 5.....	.70	6.00	8 to 10.....	1.70	16.00
5 to 6.....	.90	8.00			

White Birch

A graceful tree with white bark; a very desirable lawn tree. Will stand severe winters if not too dry. **4-6 ft., \$1.00 each; \$9.00 per 10.**

We want to call the attention of our customers to the color of the bark on the White Birch tree. The bark on trees often as tall as six to eight feet does not show any or but little white, while trees eight to ten feet tall begin to show white bark considerable. This is due to the trees being in the nursery, while if they were in sod or in a thicket with other trees they would show the coloring on small trees.

Box Elder (Acer Negundo)


This is a rapid growing tree, producing firewood of good quality about as quickly as any tree will. Very hardy and long lived; is not a beautiful tree but it is desirable in your windbreak or groves on the farm. We do not advise the planting of these for street trees or in city parks, but intersperse a row of Box Elder in your grove on the farm for quick protection. When it has served its purpose, cut it down for firewood, and the other hardwood trees like the Ash, Hackberry and Elm will make use of the room previously used by the Box Elder and make better trees. This photo shows a Box Elder as a shade tree. Note its size and shape. Grown with plenty of room.

	Each	10	100	1,000
12-18 in.....	\$ 1.00	\$ 9.00	
18-24 in.....	2.00	14.00	
2-3 ft.....	2.50	20.00	
3-4 ft.....	\$0.20	\$ 1.00	4.00	
4-5 ft. tran.....	.25	2.00	12.00	
5-6 ft. tran.....	.40	3.50	26.00	
6-8 ft. tran.....	.50	4.00	33.00	
8-10 ft. tran.....	.55	5.00	40.00	
1 1/2-2 in. cal. tran.....	1.25	9.00		
2-3 in. cal. tran.....	1.45	11.00		
3-4 in. cal. tran.....	2.00	18.00		


Siberian Pea Tree (Caragana Arborescens)

See colored page 116.

A very hardy, low growing tree from Siberia; excellent for hedge purposes, for snow breaks, or ornamental specimens. The trees in the spring are covered with racemes of yellow flowers, later forming pods like peas. The bark is light green in color, the foliage light green with silvery background. Planted extensively in Canada, North Dakota, South Dakota and adjoining states where conditions are severe. Height, 10 feet. Exceptionally good for dry, cold climates. If you have had difficulty in starting windbreaks, groves and other trees try these, they will give you a start.




ASH TREE AT STATE HOSPITAL



	Each	10	100	1,000
6-12 in.....	\$1.75	\$13.00	
12-18 in.....70	3.00	17.00
18-24 in.....90	5.00	23.00
2-3 ft.....	\$0.20	1.00	7.00	

Planting an Apple Tree

This picture shows a perfect apple tree planted at the right distance from other trees, ground cultivated, and in good condition. Apple trees should be planted far enough apart so that the sun and circulation of air can get to all parts of them. If planted too close the under limbs are shaded and the crop is forced toward the top of the tree, and eventually the tree becomes of no value. Plant apple trees in the extreme north not less than 20 feet apart each way. Head them just as close to the ground as possible. Farther south they can be planted further apart, and can be headed a little higher.



BOX ELDER

Cottonwood

Grow to immense size in the Dakotas and the tree which we are showing you is a very old tree which was more than six feet through at the base. This was a Yankton County product, and on account of its being hollow was appropriated by the bees. It was cut down to get the store of honey which amounted to several hundred pounds. Cottonwoods are not usually hollow, but this one was for more than 70 feet in the trunk and made an ideal bees' nest. The children shown in the hollow portion of the tree are those of P. S. Gurney.

The Cottonwood and Poplar are the most rapid growing of any of the soft wooded varieties, and should be planted on every farm. They make excellent firewood, mighty good thick shelter, and are always pleasing to the eye. Cottonwood and Poplar are the coming tree for the manufacture of paper pulp. We are selling hundreds of thousands of cuttings and trees to paper manufacturers each season. A paper mill in Dakota working on cottonwood cut here could reduce the cost of paper.

	Each	10	100	1,000
12 to 18 in.			\$ 0.60	\$ 4.00
18 to 24 in.75	5.00
2 to 3 ft.			1.00	6.00
3 to 4 ft.		\$0.50	3.50	10.00
4 to 5 ft.	\$0.15	1.00	8.00
5 to 6 ft.20	1.50	10.00
6 to 8 ft.35	3.00	25.00

Wild Black Cherry (*Prunus Serotina*)—A hardy rapid grower. Bears fruit abundantly when quite young. The woods ranks next to the Black Walnut in commercial value. Makes a handsome lawn tree. Bears white blossoms in racemes in early spring and ripens an abundant crop of fruit in August. Fruit about the size of a pea. Height, 40 ft. Foliage colors beautifully.

	Each	10
3 to 4 ft.	\$0.25	\$2.00
4 to 5 ft.30	2.50
5 to 6 ft.35	3.00
6 to 8 ft.45	4.00

Catalpa Speciosa

This is the hardy Catalpa of the north and one that is sold by tree agents over the country as high as \$20 per 1,000 for the little fellows. In Yankton County there are some very large growers of the genuine Catalpa Speciosa, and in the city of Yankton there are large trees, some of them two feet through. We procure all of our seed from the trees here in Yankton County. They are fine for ornamental or street purposes and grow very straight and fast. The leaves measure 10 in. across and its beautiful white flowers give it a very tropical appearance. Our large sizes for ornamental purposes are transplanted and are very easily grown.

	Each	10	100	1,000
12 to 18 in.			\$ 1.00	\$7.00
4 to 5 ft. tran.35	3.00	25.00
5 to 6 ft. tran.45	3.50	32.00
6 to 8 ft. tran.50	4.50
8 to 10 ft. tran.85	7.00
8 to 2½ in. Caliper tran.	2.00	17.00
2½ to 3 in. Caliper tran.	2.25	20.00
3 to 4 in. Caliper tran.	2.50	22.50

Elm, American White (*Ulmus Americana*)

Is a very desirable tree for a great many reasons. The Elm from Northern seed, such as we grow here, is always hardy. It grows into a beautiful spreading tree that will live longer than several generations of people and increase in beauty each year. It is free from diseases and insects, and wind seldom if ever breaks or damages it. From the time you plant it you can say, "This is a beautiful tree but it will be better next year." And it continues to get better. I want you to notice again the picture of the monstrous Elm which we show "Down on the Farm." Here is an Elm tree that has stood more than two hundred Dakota winters. It is large enough for all of the children of a town of five hundred people to play under and all be in the shade. A hundred of them could climb up in its branches without being crowded and everyone of them would enjoy doing it. A dozen swings could be attached to its branches and a banquet for two hundred people could be spread under its broad arms.

This is the most popular of all street trees. It is planted over a wider range of country for ornamental and shade purposes than any other tree. It is the tree for the city and the town. It is the tree to produce the shade and stand the grief that the shade tree always receives on the farm as well as in the city.

	Each	10	100	1,000
6 to 12 in. sd.			\$ 1.00	\$ 5.50
12 to 18 in. sd.			1.50	10.50
18 to 24 in. sd.		\$ 0.50	2.60	19.00
2 to 3 ft. sd.75	3.25
4 to 5 ft. tran.	\$0.25	2.00	13.00
5 to 6 ft. tran.35	2.70	25.00
6 to 8 ft. tran.60	3.50	32.00
8 to 10 ft. tran.80	7.50	50.00
1½ to 2 in. cal. tran.	1.50	12.00	120.00
2 to 2½ in. cal. tran.	2.25	22.00
2½ to 3 in. cal. tran.	2.75	25.00
3 to 4 in. cal. tran.	3.50	32.00
4 to 5 in. cal. tran.	5.00	45.00

Chinese Elm

This tree was brought over from Northern China a few years ago by the department of Agriculture and has proven exceptionally valuable. Equally as rapid in growth as the poplar and has proven hardy in different North Dakota points. Does especially well on high ground. It is reported that it will not stand well on low places. Drouth resistant. Similar in appearance to the American White Elm, it, however, has a more ornamental leaf. We have a limited number of these and on that account will sell only ten or less to a customer. 6-8 ft., each \$1.00; 5 for \$4.70; 8-10 ft., each \$1.25; 5 for \$5.80.

Catalpa Bungei—Umbrella catalpa grafted on the Catalpa Speciosa from two feet to eight feet from the ground. It makes a perfect umbrella-shaped head without pruning. The various heights are desirable in landscape or home planting; often times places in the ground where the low fellows, producing the wonderful globular heads, fill in to best advantage; other places where those of a larger size are best. This is a particularly hardy variety and is suitable for any section south of Sioux Falls, S. Dak. 5 ft., \$1.65; 6 ft., \$1.75 each.



A COTTONWOOD BEE TREE



CHINESE ELM
Six Years Old, 30 Feet Tall

Hackberry (Celtis Occidentalis)

The Hackberry is a native well into the Dakotas, and there are wonderful specimens of these growing along the rivers, creeks and ravines. It is a perfectly hardy, rapid growing, beautifully shaped tree. When planted alone, allowing it to have plenty of room for spread, it forms into the best-shaped of any of the hardwood trees. It is well to give it considerable room in planting. Heavy winds will not break them.

I am showing here the picture of a hackberry tree in front of the telephone office at Yankton, South Dakota. This tree spreads more than 40 feet, is a perfect globe, and is noticed and commented on by practically every visitor to this city.

I have, in my own yard, hackberry trees 40 years old. These are wonderful trees, nearly two feet through, giving me a dense and perfect shade all summer. The hackberry is very free from disease and insects, a clean, strong, desirable tree for all purposes.

They are hardy as far north as you care to plant. In beautifying the school grounds, the home or on the farm; for park or street trees in the town or city, or for a good rugged, centuries-long monument to the boy who lies in France, the hackberry would be most desirable.

	Each	10	100
6 to 12 inch.....		\$ 1.00	\$ 4.00
5 to 6 feet.....	.40	3.50	32.00
6 to 8 feet.....	.55	4.50	40.00
8 to 10 feet.....	.70	6.50	60.00
1½ to 2 in. cal.....	1.25	12.00	100.00
2 to 2½ in. cal.....	1.75	15.00	145.00
2½ to 3 in. cal.....	2.50	23.00	200.00
3 to 4 in. cal.....	3.50	27.00	

Locust, Black (Robinia Pseudacacia)

A rapid growing tree, bears fragrant white flowers, wood very hard,

This is one of the rapid growing street trees. In towns it is one of the good shade trees and good street trees. If planted in groves in the country it does remarkable well and should be on every farm. Do not confuse this with the silver leaved poplar.

	Each	10	100	Each	10	100	
12 to 18 inch.....		\$ 3.00	\$ 3.00	1½ to 2 in. cal. tr.....	1.00	8.50	75.00
4 to 6 ft. trans.....	\$0.35	\$ 3.00	25.00	2 to 2½ in. cal. tr.....	1.50	14.00	125.00
6 to 8 ft. trans.....	.45	3.75	30.00	2½ to 3 in. cal.....	2.65	25.00	
8 to 10 ft. trans.....	.60	5.75	45.00	3 to 3½ in. cal.....	3.25	30.00	

Ginnala Maple

This is a hardy maple from Siberia. A semi-dwarf tree, fourteen to twenty feet tall. Hardier than the Soft Maple. The bright colored prettily cut leaves and the immense quantities of seed that they produce make them very attractive trees. **18 to 24 in., 20c each; 10 for \$1.50. 2-3 ft., 25c each; 10 for \$2.00.**

Sugar or Rock Maple—This tree is chieftain of its clan; straight, spreading, symmetrical, of grand proportions, often 120 feet in height. It grows well and roots deeply. Its bold leaves have very rich autumn tints of clear yellow and scarlet. Hardy here when planted among other trees.

	Each	10	100	Each	10	100
12 to 18 in.....	\$1.00	\$5.00		4 to 6 ft.....	.50	5.00
6 to 8 ft.....	\$1.20	\$11.00		2 to 4 ft.....	.40	3.50

Maple Norway (Acer Platanoides)—One of the most beautiful and desirable park and shade trees. Perfect outline, deep green foliage which turns to yellow in the fall. These trees have proven hardy in Yankton, Mitchell and Sioux Falls when planted where other trees are not too great a distance away.

	Each	10	100	Each	10	100
5 to 6 ft.....	\$1.50	\$15.00		6 to 8 ft.....	2.50	22.00

Mountain Ash

A fine hardy tree, obtains a height of twenty feet. Head dense and upright in growth. Covered from July until winter with clusters of bright red berries. An excellent tree for the lawn where a larger shade tree cannot be used.

	Each	10	Each	10	Each	10		
4 to 5 ft.....	\$0.75	\$ 7.00	5 to 6 ft.....	.90	8.00	6 to 8 ft.....	1.30	12.00


Oak

Red Oak—An American Variety, rapid in growth. Has large foliage which assumes in the fall a purplish scarlet hue. Makes a fine specimen tree and cannot be too highly recommended for general planting.

	Each	10	Each	10
5 to 6 ft.....	\$1.35	\$12.00	6 to 8 ft.....	1.60

Burr Oak—Everyone knows the Oak and the value of its timber. Native of Dakota and Minnesota, making very fine trees.

	Each	10	Each	10				
2 to 3 ft.....	\$0.25	\$ 2.00	5 to 6 ft.....	1.35	12.00	3 to 3½ in. cal.	6.00	55.00



MAIN BUILDING, STATE HOSPITAL, YANKTON, SOUTH DAKOTA, SURROUNDED BY ELMS


valuable for fence posts, hardy in sheltered locations, or where planted with other trees throughout the east half of the state.

	Each	10	100	1000
18 to 24 in.....			\$1.25	\$9.00
5 to 6 ft.....	\$0.40	\$3.00		
6 to 8 ft.....	.60	5.00		

Locust, Honey (Gleditsia Triascanthos)

A very fine tree, delicate foliage, very fragrant flowers followed with bean-like pods, thorny.

	Each	10	100
12 to 18 in.....			\$1.25
5 to 6 ft.....	\$0.45	\$ 4.00	
6 to 8 ft.....	.65	5.50	
1½ to 2 in. cal.....	1.80	15.00	



HACKBERRY

Russian Olive

Is desirable for a border hedge, windbreak, or large specimen tree. Is generally used for hedges or windbreak purposes. When used as a hedge, these trees should be planted about 1 foot apart in the row, and after planting cut down to one-half their size. None of these plants should be left with a top over 12 inches high if a compact hedge is desired. This will make them branch out close to the ground and make a close, perfect hedge. Trim each season during the best growing period in June to the shape you want your hedge. For windbreak purposes plant them about 3 feet apart in the row, and after several years cut the tops back sufficiently to make them thicken close to the ground.

I was traveling through central South Dakota the other day, up in the treeless region (when I say "treeless region" I mean that three out of the four farms were bare of trees, and the fourth one generally had excellent groves of a number of varieties of trees, proving that every farmer could have the same if he would), and I noticed in a great many places rows, single specimens and groves of the Russian Olive. This was a considerable time after heavy breezes, when all of the other trees were bare of foliage. It was one of those windy, chilly days, and the wind was moaning through the branches of the bare trees. The leaves of the Russian Olive seemed to be equally as fresh as in summertime, and on the south side of the trees around the buildings and along the feeding yards it was quite warm and comfortable.



RUSSIAN OLIVE SCREEN, OR WINDBREAK, AROUND ATHLETIC PARK AT YANKTON COLLEGE, EXCELLENT FOR THE PURPOSE

The Russian Olive is one of the hardiest, grows on any kind of soil and under most conditions. It has won its way on its own merits, and I think stands today absolutely first in a hardy dry-weather tree for the Northwest in beauty. When grown for a windbreak it will limb close to the ground, limbs set close together, making a perfect hedge and windbreak, grows as rapidly as most of the willows, and for windbreak purposes it is second only to the evergreen. Its beautiful silvery foliage and ebony colored bark make it one of the best for single specimen trees for ornamental purposes. When grown isolated for ornamental purposes it makes a very symmetrical, well-shaped tree. In planting your grove plant a row or two of Russian Olives on the north to catch the snows.

In the early spring they are covered with the most fragrant flowers that last a good many days; these are followed by quantities of olive shaped seed, silvery white, hanging in clusters like the currant through the fall and winter. It is a wonderful tree.

	Each	10	50	100	1000
6-12 in.			\$1.25	\$ 2.00	\$15.00
12-18 in.			2.00	3.00	26.00
18-24 in.	\$0.65	2.65	4.25	33.00	
2-3 ft.	\$0.15	.80	3.25	5.00	45.00
3-4 ft.20	1.80	8.00	15.00	
4-5 ft.40	3.50	16.00	30.00	

Other Desirable Hedge Plants (See Color Page 116)

Barberry Thunbergii — Hardy, low growing, plant from 16 to 20 inches apart. **Price: 1 year, \$6.00 per 100; two year extra heavy, \$17.00 per 100.**

Buckthorn — Perfectly hardy. One of the best hedge plants for general ornamental purposes. Can be trimmed any shape or size desired. **Price: 12 to 18 inch, \$7.75 per 100; 18 to 24 inch, \$11.50 per 100.**



Caragana — Or Siberian Pea Tree, from Siberia, very hardy, covered in early spring with a mass of fragrant yellow blossoms. Stands trimming to any shape. **Price: 12 to 18 inch, \$3.00 per 100; 18 to 24 inch, \$5.00 per 100; 2 to 3 feet, \$7.00 per 100.**

Honeysuckle (Tartarian) — One of the most beautiful covered in early spring with beautiful pink flowers followed by a mass of crimson and yellow berries that hang on all summer. Hardy, stands trimming. **Price 18 to 24 inch, \$15.00 per 100; 2 to 3 feet, \$20.00 per 100; 3 to 4 ft., \$25.00 per 100.**

Spirea Von Houttei — On account of its beauty at blooming time it is one of the best — a bank of snow white flowers borne on long slender branches in wreath-like form — is commonly known as Bridal Wreath. **Price: 18 to 24 inch, \$15.00 per 100; 2 to 3 ft., \$20.00 per 100.**

Kentucky Coffee Tree

A perfectly hardy tree, medium rapid in growth, attaining a height up to 100 feet. Pods often ten inches long cling to trees throughout the winter. Leaves similar to the Black Walnut. Easily transplanted. **3 to 4 feet, 30c each; \$2.50 per 10.**

Poplars

Lombardy Poplar — A native of Europe. Remarkable for its erect growth and tall, spire-like form. Valuable in collection. **4 to 6 ft., 45c each; \$3.70 per 10; 6 to 8 ft., 65c each; \$5.00 per 10.**

Joe J. Shoultz, Warsaw, N. D. February 16, 1925.

The 100 Russian Olives I purchased from you two years ago are doing fine — not one of them dead. I am going to take a picture of them and send it to you. Photograph.

Belleana poplar — A very compact upright grower with glossy leaves green above and silvery underneath. Hardest of the upright poplars. **6 to 8 ft., \$1.25 each; per 10, \$12.00.**

Carolina and Norway Poplar — We grow thousands of these each year, and they are known as the "Suddan Saw Log." A one-year-old tree, grown from a cutting, has been known to grow 12 feet high in one season. No other tree will produce this growth. They are very hardy, and, unlike the cottonwood, never bear cottony seed.

Either variety, price:	Each	10	100	1,000
2 to 3 ft.			\$ 3.00	\$29.00
3 to 4 ft.	\$0.15	\$0.50	4.00	35.00
4 to 5 ft.20	1.00	6.00	40.00
5 to 6 ft.25	1.50	10.00	
8 to 10 ft.50	4.00	32.00	

Silver-Leaved Poplar — This is another of the native poplars that should be more generally planted. It will make cordwood faster than a cottonwood. **4 to 5 ft. Each, 35c; \$3.00 per 10**
5 to 6 ft. Each, 45c; 4.00 per 10
6 to 8 ft. Each, 55c; 5.00 per 10

Red Cedar — The photograph shown here was taken on the grounds of A. Jacobs of George, Iowa. It shows in a very conclusive way what may be done with evergreens, including the Red Cedar, on the farm. You will note the manner in which the Red Cedars are trimmed, and it is one of the most desirable trees where trimming is required or desired. For the price of Red Cedar and other evergreens, see page 104.

The Beauty and Value of the Ordinary Willows

It was a cold, blustery morning that Mrs. Gurney and I drove out to the hogery just after the sun came up. The hogery is located on the highest point of all our land, and the nursery stretches away to the north and west from it. As we passed over the point Mrs. Gurney called my attention to the beautiful colorings of the bare trees in their various places in the nursery, and we could pick out the rows of willow and the varieties even from that distance — the Diamond Willow by the grayish line running across the long fields; the white or fence willow by its darker colors; the Laurel leaved by its dark green, upright growing, sturdy limbs; the Russian Golden by its long, waving lines of red and gold; the American Golden by its strictly yellow color; and the little Ural by its grizzly gray.

We were then tempted to go down among them and tramped more than three-quarters of a mile through the willows and other trees, and realized more of their value than at other times. As soon as we were down among the trees the bright sunshine seemed to have raised the temperature, and the trees had broken the cold wind.

Have you a windbreak, one that will protect your buildings, your family and your stock, and at the same time beautify your place?

Diamond Willow — Very valuable for fence posts, growing rapidly, produces posts that will keep in the ground for years. You should plant a good grove of them. The richer the ground the more rapidly they will produce posts, but they do well even on high and dry ground.

Niobe Weeping Willow — See Weeping Trees.

Russian Golden — Very beautiful, rapid grower. Does well in low locations. Grows more rapidly than the ordinary willow. The twigs of the Russian Golden are yellow until winter, when they turn a showy red. Half an acre of these trees cut to the ground every few years will keep an ordinary family in fuel.

American Golden — Similar to the Russian Golden, but no doubt hardier. Excellent for windbreak purposes. The shiny yellow branches in winter make a valuable addition to any collection of trees. Will make large trees when planted alone.

Laurel Leaf — This is a beautiful medium height tree with glossy, leathery foliage, especially good ornamental tree, as well as one of the most valuable of all willows for windbreaks, firewood, etc. They do well on high dry ground, and will stand drought.

Its leathery glossy foliage makes it one of the most beautiful of the willows and the fact that it thrives on higher and dryer places than other willows makes it more desirable. Grows rapidly, producing a good tight wind break or snow catcher about as quickly as any tree you could plant.

	Each	Per 10	Per 100	Per 1,000
Diamond Willow, 2 to 3 ft.	\$2.25	\$15.00
Diamond Willow, 12-24 inch seedlings	1.00	7.00
Laurel Leaf, 2 to 3 ft.	3.80	19.00
Laurel Leaf, 3 to 4 ft.	\$2.00	1.80	4.80	25.00
American Golden, 3 to 4 ft.85	4.50	32.00
American Golden, 2 to 3 ft.	.15	.65	3.75	27.00
Russian Golden, 2 to 3 ft.	3.25	28.00
Russian Golden, 3 to 4 ft.	20	1.80	4.50	33.00

Can You Grow Trees on Your Farm

A man from northwestern South Dakota was in the office and remarked on the beautiful trees around Yankton. He also remarked that it was impossible to grow trees in his section of the country. I had just received a letter from his home town, enclosing a photograph of evergreens and forest trees purchased from us many years ago, that had made a beautiful grove and windbreak. I showed him this letter and photograph and he said: "Oh yes, I know that man well. He can grow trees, he takes care of them." This is the solution of tree-growing anywhere. Take care of them and any farm in any part of the country will produce trees of some kind.



"A SPECIMEN BULL OR PONDEROSA PINE IN OUR NURSERY."

Cuttings

A great many varieties of trees and plants can be propagated from cuttings more readily than any other way for a less expense. Cuttings of all kinds should be planted as soon as received, and we do not advise the shoving of them into the ground as is ordinarily practiced; they will be more or less calloused when you receive them and shoving them into the ground destroys this callous and kills the cutting. If you have a quantity of them the best way is to plow a deep furrow put them against the overturned furrow where the horses will not step on them as you come with the next, and throw a furrow against them, tramping them carefully after planting. The way practiced in the nurseries and where you want to do it just right is with the dibble, making a hole in the ground the length of the cutting, dropping the cutting into it and pressing the dirt firmly around it. If these directions are followed you will have almost perfect success. Leave one-half inch of the cutting above the ground.

	100	1,000
Cottonwood	\$0.45	\$3.50
Carolina Poplar	.50	3.50
Norway Poplar	.50	3.50
L. L. Willow	.50	3.50
American Golden Willow	.45	3.50
Russian Golden Willow	.45	3.50
White Willow	.60	4.00
Diamond Willow	.50	4.00

Joseph McCracken, Riverton, Nebr.

This is a photo of my field of Gurney's Bugless Potatoes taken July 6th. I will send you another when I dig. "Some plants."



A BEAUTIFUL DRIVE IN BON HOMME COUNTY, SOUTH DAKOTA ARCHED WITH SHADE TREES

Sophus B. Anderson, Benson Station, Omaha, Neb. November 20, 1925.

I am enclosing photograph of the corner of our yard. This was all planted this spring with your seeds, plants and shrubs and shows what can be accomplished with them in a short time. Last year this was a chicken yard. A corner of the chicken house shows in the picture but we have it neatly covered with vines. I am well pleased with the Gurney stock and I am looking forward to your 1926 catalog.



Weeping Trees

The most ornamental of any of the trees. Can be used in places where it is impossible to use the larger, erect growing kind, and for effective landscape work you must always use something in this line.

Weeping Mulberry—Will stand where not exposed to heavy winds; is a most beautiful tree with its long, lithe pendants sweeping the ground. This is especially valuable to plant on lawns where you do not wish to obstruct the view from the windows to the streets or roads. It produces an umbrella shaped head, never growing above eight or ten feet high, and spreading out in beautiful glossy, dark green leaves and purple fruit, makes one of the most sought-after of all the weeping trees. **Each, \$3.00; headed, about 6 ft. high.**

Niobe Weeping Willow

This is the grandest and one of the hardiest and best of all of the weeping trees. It is a rapid grower and will grow on almost any quality of ground. We are showing here photograph of a tree in the William Edmunds grounds at Yankton. This tree has been planted about five years and with the lightest breeze the whole tree is in motion. The bark of the tree is golden yellow, the underside of the leaves silver, and the top of the leaves a glossy dark green. The new shoots often grow to a length of six or eight feet and would not be half as large around as an ordinary lead pencil.

Evergreens from and for the Dakotas and the Northwest



COLORADO BLUE SPRUCE

Note the beauty of having the branches begin at the bottom.
Never remove the lower branches.

Two rows of evergreens properly arranged will shut out the wind better than six rows of other trees. This is especially true in winter when the windbreak is needed most.

The Evergreens we are listing are handled properly and as carefully as Evergreens can be handled. Many of the smaller companies are offering the same trees at much higher prices. We are growing and selling more evergreens than all the other nurseries in the Dakotas and we are able to make much lower prices than those who only sell a few each season. With the new buildings we have added we are able to dig and pack immediately, which makes fresh trees in all cases.



A SPOT IN THE PARK AT THE EVERGREEN NURSERY—ALL PLANTED BY COL. C. W. GURNEY

This is a specially valuable tree for hedges, single specimen and cemeteries. The price is so low you can afford to buy lots of them. **3 to 4 ft., 35c each; \$3.20 per 10; 4 to 6 ft., 50c each; \$4.50 per 10; 6 to 8 ft., 75c each; \$7.00 per 10.**

Cut Leaf Weeping Birch

Can not furnish until Spring of 1927.

Pyramidal Arbor Vitae—Similar to the common Arbor Vitae but very upright in growth. Used extensively in landscape planting and in evergreen groupings. Very ornamental.



NIOBE WEeping WILLOW

In traveling over the Dakotas we occasionally see an Oasis in the shape of Evergreens clustered around a farm house, or a few in the door yards in the cities and villages, in every case doing well, a "joy forever," and a protection from the winds. In Turne County, South Dakota, are some grand old Pine Trees that have stood for the last thirty years, growing better each year. On adjoining farms owners tell us evergreens will not grow in Dakota; they will not even believe what they have seen for thirty years. The facts are, an evergreen is at home in the Dakotas, is as easily transplanted as any forest tree, and is worth much more than any other forest tree when growing on your place.

Here, in Yankton, we realized the great future for evergreens in the Northwest, and have planted hundreds of thousands of them at our nurseries. We know the varieties that will do best in all parts of the country and are prepared to give you the information, and furnish you with the trees, fresh dug and properly packed. In buying evergreens do not buy one or half a dozen unless you have room for no more; buy them by the hundreds and thousands; they are the cheapest and best windbreak, shutting out the winter winds as no other trees will. They are cheap; will cost you but a few dollars for enough to enclose your feeding yards and buildings.

Arbor Vitae—A well known evergreen, excellent for screens, when planted in a partially protected spot, grows very compact, easily transplanted. (This is a flat leaved or branched evergreen.) Specially desirable for all points south, east or northeast of Yankton. This would mean Nebraska, Iowa and Minnesota. Arbor Vitae stands trimming better than any other evergreen which makes it very desirable for hedges and wind breaks in all that part of the country adapted to its growth. Its root system is of the type that makes it easily and safely transplanted, either as a balled and burlapped tree or "naked" as termed in the nursery.


Black Hills Spruce

(*Picea Canadensis*)

Dark Green, perfectly hardy, very compact, the best for general planting. It is superior to any as a windbreak. Easily transplanted. A native of western South Dakota.

The Black Hills Spruce on account of its natural environments; the only spruce hardy enough for the wind-swept bare prairie country of the northwest. It grows hardily on all soils and on account of its close growing branches and heavy close set foliage it is one of the best for ornamental purposes, stands trimming well, medium rapid growth. This makes the closest windbreak, holding its dark green color all winter, gives you the touch of spring to come.

The Iowa farmer has discovered their value both for windbreak, ornamental and boosting the price of his farm. They come to us year after year and take them away in carload lots. The average loss in transplanting where care is taken seldom reaches 2 per cent.



EXTRA SELECT COLORADO BLUE SPRUCE AT OUR EVERGREEN NURSERY

Colorado Blue Spruce (*Picea pungens*)

See Special Notice

Out in the high places in Colorado, where the soil is not as good as it might be, where the summers are very hot and the winters very cold, grows a sturdy evergreen known as the Colorado Blue Spruce. This is undoubtedly the most beautiful of any or all of the evergreens and has come into use surprisingly rapid in the last few years for ornamental purposes. It has adapted itself to all conditions and the better the conditions the more rapid the growth. The trees vary in color from light green to beautiful blues, the price varying with the color — the light green ones the cheapest, and the brightest blue the highest price. We are showing a photograph here of thousands of them in our Evergreen Nursery. Perfectly hardy.



Blue Select Specimens

About 5 to 7 per cent of the Pungens will be blue, more or less. Their value depends on their colors, and it is practically impossible to list them correctly. A 2 to 3-foot tree is worth from \$1.25 plain to \$6.00 for a fancy tree. I have seen a fancy 5-foot tree sell for \$25.00. Send me the amount you want to invest in a blue tree and give size, and we will make the selection and give you full value for your money.

Scotch Pine (*Pinus Sylvestris*)

For all practical purposes for 50 years the Scotch Pine is very satisfactory for groves and wind breaks. We are listing good sizes to plant in large quantities. Remember, all these evergreens are transplanted several times. This forces all the roots to form in a compact mass directly below the trunk. When you get an evergreen from us you get all the roots.

In about 1885, father planted a quantity of Scotch Pine on our grounds at Concord, Neb. These trees are now large enough for saw-logs, and would make mighty good lumber. You see big fellows of the Scotch Pine all over the country and it shows what they are worth to you. Plant some this year and then again next. You will not regret it.

Dwarf Mountain or Mugho Pine

spreads over the ground, assuming a globular form. Very dense. Used for slopes, hedges and at the corners of the entrances. Dwarf, leaves short and stiff, thickly distributed over the branches. Does not grow tall but

This *Pinus Mugho* is one of the extremely hardy, easily transplanted, lower growing evergreen shrubs desirable in your grounds. It spreads out on the ground rather than up in the air, is of a beautiful green color, very compact and also a very slow grower, insuring compactness of form always. *Pinus Mugho* is hardy anywhere that you can grow any tree and is a desirable ornamental plant in hundreds of places on any well-kept grounds.

Holmes Cantino, Cherokee, Ia. April 20, 1925.

Received the ten Black Hill Spruce, bald and burlapped in fine shape and have them planted. I wish to thank you for the manner in which you have furnished these trees. I feel that they are going to live. Everything else that came from your nursery a year ago is starting fine.

A. N. Bennett, New York City, N. Y. May 11, 1925.

The Blue Spruce trees are very fine indeed and you will hear from me again, as I will tell my friends.

Cistena Purple Leaf Plum

This is about the only hardy shrub that has the bright colored leaves the entire season. They are used extensively in landscape planting and will lend color to any grouping. The leaves are a bright purplish red. Shrubs, 4-5 ft. tall and 2-3 ft., each 55c; per 5, \$2.40.



MOUNTAIN PINE MUGHO

PERFECTION CURRANT

Each, 25c; 10, \$1.90;
50, \$9.00; 100, \$17.25.

**CHAMPION EVERBEARING
STRAWBERRY**

Price, 25, 90c; 50, \$1.25; 100, \$2.00; 500,
\$8.00; 1,000, \$15.00; 5,000, \$72.00.

**CARRIE
GOOSE-
BERRY**

Ea., 25c;
10, \$2.15;
50, \$9.00;
100,
\$17.00.

SCHWABEN

10, 55c;
50, \$2.30

**EMPRESS
OF INDIA**

10, 70c;
50, \$2.75

WAR


10, 75c
50, \$3.00

PROFESSOR HANSEN'S OHTA RASPBERRY

Each, 20c; 10, \$1.30; 50, \$3.00; 100, \$5.50.

HOUGHTON GOOSEBERRY

Each, 20c; 5, 90c; 10, \$1.65; 50, \$5.50; 100, \$8.50.



DELAWARE — Each,
25c; 5, \$1.25; 10, \$2.00;
25, \$4.50.

CONCORD — Each,
20c; 5, 85c; 10, \$1.40;
25, \$2.40; 100, \$8.00.

BETA — Each, 30c;
5, \$1.25; 10, \$2.25;
25, \$5.00.

NIAGARA —
Each, 20c; 5, 95c;
10, \$1.80; 25, \$3.90.

LUTIE — Each, 30c;
5, \$1.30; 10, \$2.50;
25, \$5.00.

Bull Pine

(*Pinus Ponderosa*)

This is the genuine Black Hills Pine. It requires little moisture. Will thrive in high, dry places. Hardy way up to Canada, where it is extensively planted.

Bull Pine is placed on many lists as the best on account of its hardiness, rapid growth, and its heavy, long silver gray needles. Whether or not it is best, we know it is mighty good and we are proud of this tree and the many shelter belts we have made with it on thousands of Northwest farms. Get the habit of planting evergreens. They grow rapidly and easily. Drifting snow will not break the branches.


The Bull Pine

Photo was taken on our own grounds on Thanksgiving Day. Snow on the ground and nearly zero weather, this does not affect the **Bull Pine**. But as you look at a single specimen on the half-mile hedge or windbreak you realize the value and beauty of this most remarkable tree. Sired in the Black Hills of the Dakotas, bending to the wintry blasts, but holding its footing, sometimes growing from a crevice in a rock where there is but little soil and eventually splitting the rock with its roots; growing faster than an Elm tree, retaining its heavy long green needles all winter and making a perfect snow break or shelter belt.

This Child of the Dakotas, the giant of Evergreens, produces the best quality lumber nearly as soon as a Cottonwood.

In our nurseries we have long rows of these, rows a half mile long and four feet apart. Trees from 12 to 18 and 18 to 24 inches high, transplanted at least twice, which insures the root growth that make **Gurney Evergreens** so sure to grow when transplanted. When we pack your order they are dug fresh from our own grounds. **Balled and burlapped or mudded** immediately and started to you **grown, dug and packed right**.

I saw **Bull Pine** growing in many states this last summer, growing wild, just as nature intended they should grow. I saw the little fellows but a few inches high and those three foot through, tall and straight as an arrow, I saw them growing on the low places along the creeks and rivers and saw



WILLIAM LONG WOLF AND FAMILY OF THE OGALALAS

Took more premiums at South Dakota State Fair than any other person. All from Gurney Seed.

millions of them growing on the tops of the mountains and at an altitude of over 8,000 feet, one tree just this side of Salt Lake City, at the highest point on the Lincoln Highway, growing out of the top of an immense boulder. This tree is over thirty feet high, vigorous and straight; probably a small crevice in the rock had caught a seed and some dust, a little moisture and then the little tree which became so strong that it split the rock and stands today a sentinel on this the highest point across the continent on the Lincoln Highway. When you drive that way, as I know you will, stop and shake one of its boughs and congratulate it. I know it will be glad to meet you.

Because this tree is growing on a rock, it is no sign they do best there. They will grow in a rock, but they will grow a blamed sight better if you give them the best place and the best cultivation you have.

Plant a Row Around the Country School Acre

A row of these grand trees around the school acre would mark your school as the most beautiful and progressive in its community, besides furnishing that most desirable protection from wintry winds. The school grounds of the whole country are generally bare — a school house, a few unsightly out-buildings, the wild grass knee high, with a path from several directions leading to the school house door, and from there to the other buildings. Possibly this acre is surrounded by a fence; if so, it is generally in a dilapidated condition. Is this the kind of surroundings that our children, the men and women of tomorrow, should have when they are getting the education that fits them for citizenship and the future management of our government? Could there be a better way to teach them patriotism and love of country

and the love of right, than the proper planting of their school ground with beautiful trees and shrubs, the naming of each of these trees for a soldier who had given his life in the greatest cause or for the soldier who had offered his life in the same cause? Let the County Superintendent and the teacher of each district take this matter up with their school board, present it to them in the right light, secure the authority and plant these trees with the proper patriotic ceremonies. Let the succeeding County Superintendents and school teachers call the attention of their pupils to these "living monuments" just as regularly and religiously as the child is taught any other branch. Let them show the pupils the danger their country has just passed through by a portion of our inhabitants not becoming true Americans.

Jack Pine (*Pinus Banksiana*)

A very rapid grower and very hardy. Will thrive in poor or sandy soil. Very desirable as a windbreak.

Jack Pine grows nearly as fast as the cottonwood, and gives you better service. This, in my opinion, is the most desirable of all evergreens for quick windbreaks; easily transplanted, growing in any kind of soil; holds its color and foliage all winter, making an excellent windbreak or shelter belt almost from the first year. Buy them not only a hundred lots but buy and plant thousands of them. They will increase the value and usefulness of your land many times their cost.

Douglas Fir — Rapid growing fir tree hardy in the vicinity of Yankton when planted with other trees. Ornamental and valued on account of its rapid growth.

Warranted Evergreens

Balled and Burlapped

We grow and sell more evergreens twice over than all other growers and salesmen in the Dakotas. It is our business to know how to grow, handle and ship, and we are advising you to spend a little additional money and buy your trees balled and burlapped. The method of baling and burlapping is to take a ball of earth large enough so that all of the fine roots are saved and in the dirt in which they grew. This tree, with the ball of earth, is taken up very carefully to avoid breaking or disturbing the soil. Immediately on taking it from the soil the ball of earth is covered tightly with burlap and then the trees are packed and shipped to you. Do not disturb this ball of earth; leave the burlap on, and plant it that way. We have often shipped a car load containing 600 to 1,000 trees and the purchaser reported a total loss of less than 2 per cent.

Money spent for evergreens is a good investment.

Special Information Regarding All Blue Spruce

The Blue Spruce trees that we are offering this year will not be as perfect in shape as those sent out by us in the past, due to the fact that the late freeze damaged the new growth slightly. They should recover from this damage in a year, if well cared for, and make equally as good a tree as any you can secure. We are offering the Blue Spruce at one-half the price charged by others and we are sure that all of our customers will get a great deal more than their money's worth when purchasing these from us.

How to Trim Evergreens

Evergreens rarely require any pruning. They should be grown with the branches as near the ground as possible. Where pruning is necessary, the branches may be removed in the spring. If the tree is ill-shaped, this may be easily rectified by pinching the growth on the parts that are growing too rapidly. We usually pinch a part of the new growth two or three weeks after it is out. If the main lead on branch of the tree gets broken off, which is often the case, place a steel rod or astake parallel with the trunk of the tree and pull one of the side limbs up and tie it to this stake with cloth. In two years you will have a perfectly straight tree and probably will not be able to see the injured part.

A Bull Pine

Almost on the crest of the Laramie Mountains on the Lincoln highway stands this lone tree, growing out of a granite boulder. It is entirely isolated as no other tree stands within a half mile of it. The roots have split the giant granite rock in several places. I personally saw this tree growing in 1923. It is windswept and nearly the highest point on the Lincoln highway, 8,100 feet altitude.



A BULL PINE

Special Notice to Evergreen Purchasers

Below we are listing evergreen **without** ball of earth on roots, those that **are balled** and burlapped not guaranteed, and those balled and burlapped guaranteed. All of these evergreens will be dug, packed and shipped as ordered, which will insure fresh trees in all cases. The balled and burlapped guaranteed trees and those not guaranteed are handled in the same manner and packed from the same lot. The roots of evergreens not balled and burlapped are muddled as soon as dug from the ground and will reach you in good condition. In all cases the balled and burlapped evergreen are dug with the original dirt on them; the roots are not disturbed, which practically insures growth.

Our Guarantee on Guaranteed Evergreens

We warrant them to grow, and if one fails to grow and we are notified at any time after July first and before August fifteenth, 1926, we will refund the purchase price, or furnish another tree without charge for same.

Directions for Planting Evergreens

In planting balled and burlapped evergreens do not remove the burlap, but plant as received. Dig a hole much larger than the ball, place the tree in the hole, see that the ball is well watered, fill in around it with top dirt and tamp thoroughly. Plant the tree so that about two inches of dirt is over the top of the ball. Where the ball of dirt is tied on with heavy twine the twine should be cut as soon as the ball is placed in the hole.



BURLAPPED IN EARTH

All Evergreens Are Sold 5 at 10 Rates, 50 at 100 Rates.

Seedling Evergreens

Again offering Seedling Evergreens due to the splendid results that many of our customers in the past have had in starting these little trees. Plant these where they can have good care, shading them with lath frame or brush so that they get about half of the sunlight. See that they are well cultivated. Grow them in a frame or bed for one year then plant them in their permanent location.

		25	50	100
American Arbor Vitae.....		\$3.00	\$5.00	\$ 9.00
Jack Pine.....		2.00	3.75	6.50
Scotch Pine.....		2.00	3.75	6.50
Colorado Blue Spruce.....		3.50	6.50	12.00
Black Hills Spruce.....		2.25	4.25	8.00

These above seedlings will not be shipped with the other order but will be dug at proper time and shipped you either by express or parcel post. Properly packed for shipping. Transportation charges paid by us.

FOR DESCRIPTION AND PRICES OF ITEMS IN COLORS ON PAGES 99 AND 100 SEE PAGE 101.

	Size	No. of times Transplanted	Not Balled or Burlapped Packed Carefully			Balled and Burlapped			Balled and Burlapped Guaranteed		
			Each	10	100	Each	10	100	Each	10	100
Black Hill Spruce.....	8-12 in.	2	\$0.60	\$ 1.50	\$ 39.00	\$0.75	\$ 5.50	\$ 47.00	\$1.00	\$ 7.15	\$ 61.10
Hardy any where, write for car load prices.	12-18 in.	3	.70	5.50	45.00	1.25	9.50	75.00	1.25	11.05	89.50
	18-24 in.	3	.85	8.00	75.00	1.70	13.50	105.00	1.05	15.05	122.50
	24-30 in.	4	1.00	9.50	90.00	1.00	14.00	125.00	2.00	17.50	156.25
	30-36 in.	4	1.25	11.00	105.00	1.90	16.00	145.00	2.25	20.00	181.25
	3- 4 ft.	5	1.45	13.50	130.00	2.20	17.00	175.00	2.70	23.75	218.75
	4- 5 ft.	6	1.75	16.00	155.00	2.80	28.00	200.00	3.30	30.00	258.00
Colo. Blue Spruce.....	18-24 in.	5	.90	9.00	85.00	1.40	12.50	115.00	1.80	15.25	149.50
See special notice in reference to the Blue Spruce	24-30 in.	6	1.25	12.00	100.00	1.05	15.50	125.00	2.50	23.00	159.75
	30-36 in.	6	1.55	14.50	125.00	2.20	19.50	135.00	2.70	24.40	206.25
	3- 4 ft.	7	1.75	16.50	145.00	2.50	22.00	190.00	3.10	27.50	237.50
	4- 5 ft.	7	2.20	20.00	3.00	27.00	3.70	35.00
Colo. Blue Spruce Select.....	18-24 in.	4	1.50	14.00	105.00	2.00	17.50	125.00	2.60	22.75	175.50
	24-30 in.	5	1.80	17.00	145.00	2.40	20.50	150.00	2.95	25.65	225.00
	30-36 in.	5	2.15	20.00	2.20	25.00	3.50	31.25
	3- 4 ft.	6	2.65	25.00	3.40	30.50	4.20	38.10
	4- 5 ft.	6	3.20	30.00	4.00	35.00	5.00	45.00
Colo. Blue, Extra Select.....	18-24 in.	5	1.80	17.00	150.00	2.30	20.50	120.00	2.95	26.15	224.00
(See Page 132)	24-30 in.	6	2.25	21.00	2.05	25.00	3.55	31.60
	30-36 in.	6	2.75	26.00	3.60	31.00	4.50	39.75
	3- 4 ft.	7	3.75	36.00	4.80	42.50	6.00	55.05
	4- 5 ft.	7	4.50	42.00	5.80	54.00
Bull Pine.....	12-18 in.	2	.35	3.00	23.50	.60	5.00	43.00	.80	6.50	55.90
Extra special prices in large lots.	18-24 in.	3	.45	4.60	32.00	.75	6.50	54.00	1.00	8.45	75.20
	2- 3 ft.	3	.70	6.50	46.00	1.05	9.50	72.00	1.30	11.00	100.60
	3- 4 ft.	4	.80	7.25	52.50	1.25	10.70	82.00	1.65	12.90	120.00
Jack Pine.....	12-18 in.	2	.35	2.75	25.00	.60	4.75	43.00	.80	6.20	55.90
	18-24 in.	2	.45	3.70	35.00	.75	6.20	55.00	1.00	8.05	71.50
	2- 3 ft.	3	.50	4.25	40.00	.85	7.25	62.00	1.05	9.05	77.50
Scotch Pine.....	8-12 in.	1	.25	2.00	18.00	.45	3.50	32.00	.60	4.55	41.60
	12-18 in.	2	.35	2.75	28.00	.60	4.75	44.00	.80	6.20	47.20
	18-24 in.	2	.45	3.70	35.00	.75	6.20	55.00	1.00	8.05	71.50
	2- 3 ft.	3	.60	5.00	43.00	.90	7.20	65.00	1.25	9.25
Dwarf Mt. Pine.....	18-24 in.	4	3.75	30.00
Amer. Arbor Vitae.....	8-12 in.	2	.25	2.0045	3.5060	5.55
	18-24 in.	4	.40	3.5065	5.50	1.25	10.00
	12-18 in.	4	.35	3.0055	5.00	8.65	8.00
Red Cedar.....	12-18 in.	2	.50	4.5075	6.50	1.00	8.45
	18-24 in.	2	.60	5.5085	8.00	1.25	11.00
	2- 3 ft.	3	.80	7.50	1.05	10.00	1.60	14.00
	3- 4 ft.	3	.90	8.00	1.35	13.00	1.90	18.00
Pyramidal Arbor Vitae.....	18-24 in.	4	2.20	20.00	2.80	27.00

Grapes

On Page 100, we show in colors five of the most desirable, from an all-purpose standpoint, of the grapes.

Grapes are so easily cared for and bear such large quantities of high-quality fruit, they can be used in so many ways and the vines themselves are so valuable as a covering for summer houses, fences or objectionable buildings or places, that everyone — no matter how small the grounds — should have some grape vines.

In planting grapes in rows or on fences, they should be about four feet apart in the row. To cover a summer house or an objectionable building, plant them two feet apart. They will soon give you the desired results.

Delaware

This is undoubtedly the highest quality of the small table grapes. In size it is about twice that of the wild grape. Bunches are very firm, compact and well shouldered — berries are juicy and sweet without any hard pulp, spicy flavored. Ripens medium early, color red when ripe. Bears abundantly **Each, 25c; 5 for \$1.25; 10 for \$2.00; 25 for \$4.50; 50 for \$8.25.**

Concord

This grape is the grape of commerce of the United States, originated in Concord, Massachusetts, more than a half century ago and has held its place as no other fruit has for that time. This is a standard market grape and shipped in thousands of car loads from New York, Michigan, Iowa and other grape producing sections. For the extreme northwest it is the hardest of the large sized black grapes and can be grown anywhere and will live for many years if instructions are followed. Matures about the middle of September. **Each, 20c; 10 for \$1.00; 25 for \$2.40; 50 for \$4.25; and 100 for \$8.00.**

Beta

This is probably a cross of the wild grape with some of the larger tame varieties. It is the hardiest of the medium-sized, black grapes and will grow anywhere in the north without winter protection. This makes it especially desirable for covering fences, outbuildings, trellis' where it is not handy to take them down and cover in the winter. The fruit is about half the size of the Concord and when thoroughly ripe excellent to eat from the hand. One of the best for grape juices and jellies. This Beta grape has made it possible to have an abundance of grapes in any territory. The people moving from the east and south to the north, need no longer regret the loss of this delicious fruit. We recognized the value of this grape when it was first introduced and crowded the propagation and introduced it as rapidly as we could and we are pleased with our success in getting it among the growers but more pleased with their success in the quantities of fruit produced.

Besides it has made many home grounds beautiful with its rapid-growing vines covering unsightly objects.

The Rockport Menuonite Society reports to us that they sold \$465.00 worth of Beta grapes grown from 90 vines, one years crop. **Each 30c; 5 for \$1.25; 10 for \$2.25; 25 for \$5.00; 50 for \$9.50; 100 for \$17.00.**

Niagara

A white grape is desirable if you can grow it. They produce a little sweeter fruit than the black or red and in selecting Niagara as the leading white, we have done so because it is harder than others. It produces a medium-sized bunch, fruit about one-fifth smaller than Concord, bunches about two-thirds Concord size, ripening about with the Concord and turns to a pale green when thoroughly ripe. Should not be used until thoroughly ripe. Vines are vigorous, hardy and very productive. **Each, 20c; 5 for 95c; 10 for \$1.80; 25 for \$3.90; 50 for \$6.50.**

Lutie

Another beautiful, delicious red grape, producing fruit about twice the size of the Delaware and is one of the old outstanding varieties. Out of 25 varieties of good eating grapes grown in our trial grounds, the Lutie has led for the last three years. It is a vigorous grower and you may have more fruit buds to produce fruit than on most varieties. Matures its fruit about 3 to 10 days earlier than the Concord and is just a little harder than any other variety — excepting the Beta. You can grow these in large quantities and have fresh fruit on your table for many days during the fruiting season. They make delicious fruit juices, jellies and jams. Bunches are large, well-formed, not too compact. **Each, 30c; 5 for \$1.30; 10 for \$2.50; 25 for \$5.00; 50 for \$9.50; 100 for \$17.50.**

Houghton Gooseberry

But few of the varieties of small fruits outlive a generation of men but the Houghton Gooseberry is doing that. It has retained its place in all of the gardens on account of the immense number of medium sized, high-quality berries produced by it. They are produced on the under side of the branches and a bush producing many quarts would not show the casual observer a single berry. Their new growth is slender long branches giving the bush a sweeping appearance. These branches produce the fruit the next year. I consider this the best of the medium sized berries. Color, light-green, until it matures when it turns to a pale red. Two year; extra heavy. **Each, 20c; 5 for 90c; 10 for \$1.65; 50 for \$6.00; 100 for \$10.00; 500 for \$40.00.**

Carrie Gooseberry

The fruit of the Carrie Gooseberry is about one-half larger than the Houghton. Bush more upright and of rapid growth, producing an abundance of rather dark green berries, turning to a brighter red when ripe. Excellent for canning and preserving. Also good for jellies but the juice should be mixed one-half with apple juice as the Gooseberry juice is rather tart. Professor Hansen says of this gooseberry "that they have fruited the Carrie

several season and well pleased with them". It is an improvement in some respects over the old Houghton. He reports further that he saw a plantation in Excelsior, Minnesota in heavy bearing and that it was a sight to behold.

At the State Horticultural meeting in 1911 he reported "the Carrie is intermediate in size between the Houghton and Downing and it is a heavy bearer at Brookings". It is a welcome addition to our present list of gooseberries. Here at Yankton, taking all points into consideration, we consider the Carrie best and it should be in every garden and plantation. Two year, heavy. **Each, 25c; 10 for \$2.15; 50 for \$9.00; 100 for \$17.00.**

Professor Neils E. Hansen's Ohta Raspberry

This was the second of the two remarkable red raspberries originated and introduced by Professor Hansen. The Sunbeam was first and has proven to be as good as Professor Hansen claimed it to be. The Ohta, coming later, is an improvement over the Sunbeam, a larger berry, rather firm which makes it better for shipping and higher quality. It is an immense bearer and has proven perfectly hardy over the Northwest. It has been re-named "The Flaming Giant" by one nursery. This name because of the immense crops when ripe, turning the field to a beautiful red. The first year planted, the Ohta is an everbearing, will bear soon after planted and continue until freezing. The second, and succeeding years, they bear one annual crop. To make them everbearing, dig a few of the plants each year and transplant them so that you will have berries throughout the summer. **Each, 20c; 10 for \$1.30; 50 for \$3.00; 100 for \$5.00; 500 for \$17.00.**

Perfection Currant

The fruit of this variety is from one-half to two-thirds larger than any other currant introduced. This alone would make it more desirable but the further fact that it is an immense bearer increases its value. The Perfection is a little slower in growth when young than other varieties but makes a large, strong, healthy plant as it increases in age. We have picked currants of this variety nearly as large as Early Richmond cherries and in clusters of 10 to 12 currants on a stem. When first introduced it won the Barry gold medal at the Pan-American Exposition and the gold medal awarded at the Louisiana Purchase Exposition. Two year, No. 1. **Each, 25c; 10 for \$1.90; 50 for \$9.00; 100 for \$17.25.**

Champion Everbearing Strawberry

Undoubtedly the world's best everbearing strawberry. We have grown this for a number of years and have tested it under various soil and climatic conditions and it has proven the best of any of the everbearers in length of bearing season, size of berry, yield and uniform color and quantity. It seems to be a little harder than any of the others and its continuous cropping, with the least moisture of any, makes it the most valuable. **10 for 50c; 25 for \$1.00; 50 for \$1.35; 100 for \$2.10; 500 for \$8.10; 1,000 for \$15.00.**

Gladiolus—War

Deep blood red, shaded to crimson black, very tall and conspicuous, the best gladioli of this beautiful shade of red. Every bulb produces a large stock of perfect flowers and are unequalled for cut flowers. If cut when the first flowers are open, they will continue to bloom, in water, until the last terminal bud is open. **Each, 10c; 10 for 75c; 25 for \$1.60; 50 for \$3.00; 100 for \$6.00.**

Gladiolus Empress of India

Rich dark maroon, almost black, the darkest purple colored gladioli we know. This is one of the newest and most desirable shades and will be satisfactory to the planter. Flowers are larger than most of the other purples standing up well on good strong spikes and for cut flowers excel any other of the purples. **Each, 10c; 10 for 80c; 50 for \$3.25; 100 for \$6.00.**

Gladiolus Schwaben

Extremely showy both as a cut flower and a bedder. The color is pure canary yellow shaded sulphur. The golden yellow throat slightly blotched carmine but so deep as not to interfere with the all-yellow general effect. Flower spikes are tall and strong. Its characteristic branching habit producing as it does from one to three laterals blooming after the main spike, keeps this in season as unusually long time. Excellent for cut flowers. **Each, 10c; 10 for 55c; 50 for \$2.30; 100 for \$4.25.**

Brother George Says "INFORMATION IS HIS MIDDLE NAME"

if asked for before the heavy rush of orders and packing commences. In other words, if you will go over the catalog on its arrival, get an idea of what you are going to want and write for any information in reference to it, he can, with his corps of assistants, keep up with the correspondence and give you the service you desire and we wish to give. But, if you wait until the rush is on, letters are bound to be a little shorter and possibly not replied to as promptly, on account of thousands of them coming in each day. In the rush season everybody is using their best effort to get the orders out to the customers.

He also informs me that nearly all of the states have put Professor Hansen productions on the recommended fruit lists, and he wants to call your attention again to the fact that we use Pyrus Baccata roots entirely for the propagation of all apples and crab apples, that we are the first and only ones to do this, that it insures a hardier, much earlier bearing tree than those propagated in other ways or on other roots.

Ornamental and Flowering Shrubs

Althea (Rose of Sharon)—The Altheas are among the most valuable of our tall, hardy shrubs on account of late blooming, which is from August to October, a period when but few shrubs are in flower. They are also used as hedge plants, for which they are admirably adapted.

Alba plena—Double white, crimson center.

Duchesse de Brabant—Double dark red.


Totus Albus—Fine, single, pure white. **40c each. Set of 3 varieties, \$1.10.**

Bechtel's Dbl. Fl. Crab (Pyrus Augustifolia)—This is a sport of the Iowa Wild Crab. Too much cannot be said of this extremely hardy wonderful flowering crab. The blossoms are of a clear, rich pink, double and similar in appearance to a rose. It is not unusual for the two-year-old trees to blossom in the nursery; the older trees are entirely covered with these beautiful blossoms. **50c each; 5 for \$2.20.**

Crandall Currants—This is a large graceful ornamental shrub which produces fragrant yellow flowers and large quantities of large black currants. This is both ornamental and useful. **Each, 35c; per 5, \$1.50.**

Dogwood Red Osier (Cornus Stolonifera)—Growing 6 to 10 feet tall, forms a small handsome tree; its clusters of small, white flowers in early summer are very dainty, and its bark of dark red in winter; bears in early fall a profusion of purplish berries. **2-3 ft., 35c each; per 10, \$2.00.**

Siberian Dogwood (Cornus Alba Siberica)—An upright shrub having bright red branches. Its rather long leaves are pale underneath. Flowers are creamy white, in flat-topped clusters; fruit a light blue or white. **3 to 4 ft., 40c each; \$2.50 per 10. 2 to 3 ft., each, 30c; \$2.00 for 10.**



HEDGE OF BARBERRY THUNBERGIA ALONG DRIVEWAY

Flowering Almond (Amygdalus)—A flowering shrub two to four feet high, of branching habit, blossoms very early in the spring. With a little winter protection these stand the severe winters of North Dakota nicely. We can furnish them either in the white or pink. **2-3 ft., each, 60c; 5 for \$2.50.**

Siberian Almond—This is an extremely hardy ornamental shrub, brought over from Siberia by Prof. Hansen. This bush is a mass of attractive fragrant, bright pink flowers in early Spring, followed by almonds, which adds to its attractiveness, making a spreading shrub. We believe this will be hardy well into the North. This is a worth while shrub. **Each 75c; \$3.50 per 5.**

The Everblooming Butterfly Bush—This shrub, from a young plant set out either in the spring or fall, will mature to full size the first summer, producing a handsome bush, which often attains a height of four feet the first year. It produces long, graceful stems, which terminate in tapering panicles of beautiful lilac-colored flowers that are of miniature size and borne by the hundreds on a flower head which is frequently 10 inches long. A single plant the first season will throw out as many as 50 flower spikes. **40c each; 10 for \$3.50.**

Tamarix-Odessa—A Russian variety, much superior to the African Tamarix. The foliage is bluish-green, similar to the Colorado Blue Spruce. The flowers are of delicate pink color. Blooms in July, and often again in August and September. The branches are very graceful and the shrub is much harder than the African. Very hardy. Excellent in making bouquets, owing to its superb foliage, and very delicate, beautiful flowers. **2-3 ft., 45c each; 10 for \$4.00.**

Deutzia

Valuable shrubs of different heights, but having the same habit of bloom; a dainty bell or tassel-shaped flower borne thickly in wreaths along their branches in May. Useful in landscape work for massing.

Gracilis—Dwarf growing, dense bushy, its drooping branches wreathed in pure white flowers in May. Also valuable for winter blooming in pots. **12-13 in., 35c each; per 10, \$3.00.**


Deutzia, Pride of Rochester—Has very large panicles of double white flowers. White when fully opened but a striking pink when in bud. A very upright grower. Blooms late in June. These do especially well when planted on the east side of a house or partly protected by trees or other shrubs. **2-3 ft., each, 35c; per 10, \$3.00.**

Barberry Berberis (See Hedge Plants)


Do not confuse the Thunberg's barberry with the common purple and green barberry. It is perfectly safe to plant this barberry as it has no connection with the rust that destroys small grain. We are not offering the common barberry on that account. See picture in hedge plants.

Thunbergia Barberry—This might well be called the most valuable of the low-growing shrubs. It will stand pruning in any form; masses well in any situation; is very attractive and showy during the whole season, and is particularly beautiful in the fall, and one of its best qualities is that it is effective during the entire winter, as it has beautiful red berries, which combine well with winter landscapes or with the dark foliage of evergreens. Makes an excellent hedge plant, and is extensively used.

	Each	10	50	100
7-10 Seedlings.....		\$0.90	\$ 3.25	\$ 6.00
12-18 Trans.....	25c	2.25	7.00	13.00
18-24 Trans.....	30c	2.50	19.00	19.00



HEDGE TARTARIAN HONEYSUCKLE



BECHTEL'S DOUBLE FLOWERING CRAB AT HOME OF JEFF MATHEWSON, TRIPP, S. D.



BUTTERFLY BUSH

Elderberry—(Sambucus)

These beautiful shrubs are not half appreciated. The **cut leaved** elder bears large clusters of fragrant white flowers, turning to clusters of red. Then bluish-black edible berries are borne in immense quantities, bending the plant until they resemble weeping trees. The leaves are large and resemble fern fronds. Plant them liberally. Excellent for grouping or specimen plants.

Elderberry, Common — Makes a bush six feet high, foliage bright green, blossoms in June and July with delicate white fragrant flowers in dense masses, followed by black edible berries much prized for wine and pastry. An ornamental plant throughout the season. They may be used as a hedge. Should be planted two to three feet apart. **2-3 ft. Each 30c; per 10, \$2.00; per 50, \$9.00.**

Cutleaf Elder (Sambucus Laciniata) — Grows 6 to 8 feet high with foliage that is almost fern-like. Drooping habit. They make a beautiful screen, are very ornamental at all seasons of the year. Include at least a few of these in your order. **2-3 ft., 30c; each; per 10, \$2.00.**

Golden Elder (Sambucus Aurea) — A very striking shrub, 8 to 10 feet high; similar to the American Elder, only that the foliage is a very bright yellow. Can be trimmed to a small compact shrub. **2-3 ft., 35c each; per 10, \$2.50; 3-4 ft., 40c each; per 10, \$3.50.**

Forsythia


(Golden Bell) — Few, if any, of the spring flowering hardy shrubs can surpass this slender and brilliant flowering shrub. It is upright growth; foliage rich, dark green; flowers brilliant golden yellow which open in very early spring before the shrub leafs out. **2-3 ft., 35c each; 10 for \$2.80.**

Weeping Forsythia (Suspensa Forsythia) — Similar to the Golden Bell, but has drooping branches. The flowers are golden yellow, very showy. One of the most showy shrubs in cultivation. **2-3 ft., each, 50c; per 10, \$4.00.**

Lilacs

All Lilacs listed are perfectly hardy, very ornamental both when in bloom and throughout the entire season. By purchasing a number of the named varieties, as well as the old-fashioned Lilacs, you will extend the period of blooming at least one month.

Common Purple — Is perfectly hardy, makes a dense growth from 6 to 10 feet high, flowers fragrant; is often used for hedge purposes. **2 to 3 ft., 25c each; \$2.00 per 10; 3 to 4 ft., 35c each; \$2.50 per 10.**



HEDGE PURPLE LILAC

From U. S. DEPT. OF AGRICULTURE, Sitka, Alaska.

1200 apple grafts, neatly packed in a box, just arrived by last mail. The grafts are in excellent condition.

Snowball

Common Snowball (Viburnum Sterilis) — Hardy, attains a height of 3 to 10 feet. Is filled with white balls of bloom in the last part of May. **2 to 3 feet, 50c each; \$4.50 per 10.**

Highbush Cranberry

(Viburnum Opulus) — 8 to 10 feet. Handsome, dense, brilliant, green foliage, a rich setting of large bunches of crimson berries which enliven the late summer and remain on bare branches into the winter. **2 to 3 ft., 50c each; \$4.50 per 10.**

Viburnum Lantana

10 to 15 feet. Beautiful wrinkled, Lantana-like leaves; white flowered in May and June. Fruits color unequally from crimson to black, causing a most charming combination of colors throughout the summer. Good in shady locations. **2 to 3 ft., 40c each; \$3.50 per 10.**

Viburnum Dentatum

Upright bushy shrub obtaining a height of 15 feet. This shrub is a native in parts of Minnesota; exceptionally hardy. Similar in appearance to the Viburnum Lantana. Flowers are borne in cymes 2 to 3 inches broad; fruit bluish black. **2 to 3 ft., 40c each; \$3.50 per 10.**



CUT LEAVED ELDER

Common White — Same as Purple, except that it has pure white blossoms. Same price as Purple. **2 to 3 ft; 3 to 4 ft.**

Persian Purple Lilac — 6 to 8 feet high, with slender upright branches, foliage rich green; blossoms in late spring with pale lilac colored flowers. Very fragrant. **2-3 ft., 55c each; \$4.00 per 10.**


Josikaea — Dark shiny leaves, purple flowers in June after other lilacs are gone. Unusually good and should be added to your collection. **2-3 ft., 90c each; 5 for \$2.50.**

Jacques Callot. S. — Very large panicles of delicate rosy pink flowers; the individual flowers unusually large. **2-3 ft., 90c.**

Vestal. S. — Enormous trusses of large-sized flowers, of perfect shape, with reflexed lobes; pure white; the finest flowered sort. **2-3 ft., 90c.**

Congo — Wine red, very attractive. Especially fine. If you like the common purple and white Lilacs you will not make a mistake by adding this to your collection. **2-3 ft., 65c each; \$6.00 per 10.**

Reine Jarry Desloges — Panicles very large, flowers of perfect form, double a blue shade of rare beauty. One of the best. **18-24 inch, 65c each; per 5, \$3.00.**



SNOWBALL.
THE OLD FASH-
IONED KIND,
GROWING IN
MONTANA

Honeysuckle

Albert's Honeysuckle (Lonicera Alberti)—A new dwarf, half-weeping shrub from Siberia, pinkish blue blossoms, very fragrant; fall berries. Extremely hardy. **2 year, 25c each; \$2.15 for 10.**

Morrow's Honeysuckle (Lonicera Morrow)—A medium sized honeysuckle, having widespread branches; leaves a downy gray underneath; flowers white, changing to yellow; berries bright red. **3 to 4 ft., 40c each; \$3.00 for 10.**

Tartarian or Upright Honeysuckle

Of all the hedge and specimen plants offered in the catalog I like the Tartarian or Upright Honeysuckle as well as or better than others. I like it for a great many reasons: Its hardiness, its rapid growth, its immense number of beautiful star shaped pink and white flowers coming early in May and lasting for some little time. These flowers are followed by an immense crop of beautiful red berries that last nearly all summer. The berries are not edible. Its glossy, leathery foliage comes very early in the spring ahead of other hedge plants and lasts well into the fall. Its grayish-white wood is beautiful at all seasons of the year. Its ability to stand heavy trimming and cutting back, makes it one of the most desirable for hedge purposes. Its upright pyramidal growth makes it one of the most beautiful specimen plants. Its fragrance fills the air for long distances when in bloom. Its adaptability to all conditions, and its quick recovery of growth after transplanting. It is hardy in any portion of the United States and well into Canada. In planting Tartarian Honeysuckles for hedge purposes, they should be planted 18 inches apart in a row, and will stand trimming equally as well as the other hedge plants. For hedge purposes we have a very beautiful lot of plants.

	Each	10	50	100
18 to 24 in.	\$0.25	\$1.90	\$ 9.00	\$17.00
2 to 3 ft.35	2.80	12.00	20.00
3 to 4 ft.45	3.60	14.00	25.00
4 to 5 ft.55	4.00	18.00	30.00

Hydrangea Arborescence (Snowball Hydrangea)—This magnificent, perfectly hardy American shrub has snow-white blossoms of largest size. One of its most valuable characteristics is its coming into bloom just after the passing of all early spring-blooming shrubs, flowering from early June until late July. This does better planted in partially shady places. **2-3 ft., 50c each; 10 for \$4.00; 18-24 inch, 35c each; 10 for \$2.80.**



CAN BE TRIMMED TO A SMALL, COMPACT SHRUB

Hydrangea (Paniculata Grandiflora)—This familiar shrub is one of the most common factors during August, September and October in brightening up the lawn. Without this included in our shrub planting, we would have but a few flowers at that time. The flowers open up on the first of August and it is not unusual for them to last well into the winter. Many of the blossoms later in the season show a very pronounced coloring of pink. These may be grown in tree form or cut back and grown into very dense bushes.

Their massive white plumes borne on long stems will attract attention. They are sure to produce flowers each season. We have flowers this year in our nursery measuring better than 12 inches long and 9¼ inches through. These seem to be perfectly hardy here at Yankton and in the North, where they have plenty of snow to cover them. In the open country where you do not have shrubs and buildings to protect them, they should have a winter protection of dirt or straw and manure. **13-24 in., each, 40c; per 5, \$1.90; 2-3 ft., 55c each; per 10, \$4.50.**

H. Spitsberger, Moddersville, Mich., March 27, 1925.

Please find enclosed order for Seeds and Trees and plants. I am so much pleased with your seeds and plants that I will give you some of my experience with them.

First of all those little fifty cent Opata plum trees planted in the spring of 1923 gave me in 1924 46 fully ripened plums on one tree sweet and very good all a nice even size, a wonder to all who I showed them to and if they are hardy, here where you can depend on orders from this vicinity, I thought George was a bluffer but I am glad now, only sorry I did not plant ten years ago. Plums sell for two dollars a bushel and never enough.

The Gurney's bugless potatoes beat anything here, mine yielded as much as twenty seven large smooth potatoes to the hill planted three and one-half feet apart. They covered the ground completely.

Your trial ground Peonies are a wonder as I had ladies raise both hands in surprise. The Gold Lump carrots are the sweetest we have ever had. That sweet corn Malakhof, say, it had ears with the silk out when the other seven early kinds were sending out the tassels, it is by far the earliest and best out here.

Please let me know if I can guarantee your Hansen plums as perfectly hardy here to customers that want to buy the trees. I covered mine as much as I could the winter of 1923. These trees made shoots from four to five feet long. Would you advise to head them back? (Hardy? Yes.)

I am enclosing you some small pictures of my fruit orchard. Customers come from ten to twenty miles with their cars. There is a large territory here for plum and cherry trees, practically none here. My flower garden is one of the nicest in old Milwaukee and I feel proud of it, need lots more.



THE BEAUTIFUL HYDRANGEA. USED LARGELY IN LANDSCAPE WORK

Syringa (Philadelphus)

Syringa or Mock Orange (*P. coronarius*). See picture — hardy, free flowering shrub, with showy, fragrant white flowers; grows 8 to 10 feet high. One of the most popular shrubs. **2 to 3 ft., 40c ea., \$1.80 per 5.**

Philadelphus Grandiflora — Large white flowers, fragrant, very upright grower, hardy. **2 to 3 ft., each., 35c; 5 for \$1.53; 3 to 4 ft., each, 45c; for \$2.00.**

Mt. Blanc — A dwarf variety of the syringa, growing at the most 3 to 4 feet high, bushing out to about that diameter and covered every spring with clusters of large pure white and very fragrant flowers. Fragrance equal to that of the orange blossoms. For this reason the Syringas are often called "The Mock Orange." This variety is extremely hardy and especially desirable in selection of large ornamental plantings as well as desirable for the low-growing flower-producing shrubs, in landscape work on single lots and for specimen plants where you have room for only the one shrub. We have also found this very desirable for hedge work as it can be trimmed to any height and with its fragrant flowers and glossy leaves, it is beautiful throughout the summer. **13-24 inch, 35c; 10 for \$3.00; 2-3 feet, each 45c; 10 for \$3.80; 50 for \$17.00.**

Lemoine Syringa — Erect growing shrub with small fine foliage and creamy white flowers. An exceptionally fine variety. Height, 6 to 8 feet. **2 to 3 ft., 30c each; per 10, \$2.70.**

Virginalis — A magnificent new variety. The bush grows moderately tall, with good foliage and compact habit. The flowers are the largest, handsomest, and most sweetly fragrant of any known variety, with longest blooming season. **1½ to 2 feet, 75c each; \$6.50 per 10.**

Spireas

Anthony Waterer — Makes a bush 18 to 24 inches high, covered from spring till late in the fall with large heads of crimson flowers. **30c each; \$2.50 per 10.**

Billardii — 5 to 7 feet high, upright with spikes of rich pink flowers from July on. This is an exceptionally hardy strong growing Spirea, good for the north. **2 to 3 ft., 30c each; \$1.25 per 5.**

Spiraea collosa alba — Height 24 inches. Covered with white blossoms from spring until fall; very vigorous and attractive. Excellent for grouping with other shrubs or for foundation plantings. They can safely be planted under windows, etc., on account of their height. This plant may be cut to within two inches of the ground in the fall and will come up and blossom each season. **18 to 24 in., each, 25c; per 10, \$2.00.**

Collosa Rubra — Similar to the above covered with red flowers. The leaves have a slightly purple cast when young. **12 to 13 inches, each, 30c; per 10, \$2.50.**

Golden Spirea — A rapid growing variety, 8 to 10 feet high, with masses of snowy white flowers drooping the branches with their weight; young foliage bright yellow, changing to golden bronze in fall. **2 to 3 ft., 35c each; 3.00 per 10. 3 to 4 ft., 40c each; \$3.50 per 10.**

Thunbergii — Forms a dense feathery bush 3 to 5 feet. Foliage changes to bright scarlet shades in autumn. **18 to 24 inches, 25c each; \$2.00 per 10. 2 to 3 ft., 30c each; 10 for \$2.50.**

Prunifolia — Similar to Van Houttei; more upright in growth. Flowers small double white. Hardy in southern part of South Dakota and under similar conditions when planted with other shrubs or trees. **2 to 3 ft., 50c each; \$4.50 per 10.**

Sorbifolia — (Asb leaved Spirea) — One of the earliest shrubs to come into leaf and flower in the Spring. Long spikes of white flowers in June and July. Leaves similar to the Mountain Asb. Entirely hardy. **2 to 3 ft., 30c each; 5 for \$1.25.**


One of the Lessons of Nature is,

"Plant in masses; have an abundance." Don't be stingy. Why not treat ourselves to a little enjoyment? Copy Nature on a small scale if you cannot on a large one. When Providence knocks on your door bringing a profusion of gifts, don't insult Him by picking out a flower or two and neglecting the rest. He deals in abundance. How often you find this "opulent word attached to His gifts? — By Rev. C. S. Harrison, in "The Holiness of Beauty."

Spiraea Van Houttei — I am showing a photograph of this wonderful shrub on the grounds of Mr. Wolcott of Central City, Nebraska. The girl graduate is Miss Ruby Wolcott.

The *Spiraea Van Houttei*, commonly known as the Bridal Wreath, is the most desirable and popular of shrubs especially for the cold northwest. They are rapid growers producing flowers the next year after planting and continuing each spring, being a mass of white, borne on long, drooping stems. After the flowers are gone, they are followed by very attractive foliage remaining throughout the season. Blooming period about Memorial Day.

The *Spiraea Van Houttei* is used as specimen shrubs, hedges or to cover objectionable spots in the ground. Can be trimmed or shaped to any height or desirable shape wanted. For hedge work they should be planted about 18 inches apart in the row. Very easily transplanted, seldom losing a plant out of hundreds. In my own home I have a hedge standing nearly 10 feet high and 150 feet long. It is a veritable snow bank on each Memorial Day. Remember, this is absolutely hardy anywhere in the northwest. **Price: 18-24 in., 20c., 10 for \$1.75, 50 for \$7.50, 100 for \$14.00; 2-3 ft. 25c each, \$2.00 per 10; \$10.00 for 50; \$20.00 per 100. 3-4 ft., 35c each, \$3.00 for 10; \$14.00 per 50.**



R. M. WOLCOTT
WITH
100 POUND
PUMPKIN
FROM
GURNEY
SEED



Sumac

The Sumac are planted extensively on account of the bright colored leaves and the red berries that hang in bunches on the tops of them throughout the winter. We are offering only perfectly hardy varieties.

Fern-Leaved (*Rhus glabra* Var *laciniata*)—A beautiful low variety, with leaves of very large size, deeply cut and drooping gracefully from the branches. **2 to 3 ft., 30c each; \$1.30 for 5.**

Sumac (*Rhus Eloba*)—Tall growing shrub, reaching 12 to 15 feet. It is perfectly hardy and its clusters of small red fruit, with its bright foliage in autumn make it very desirable. **2 to 3 ft., 25c each; \$1.00 per 5.**

Fernleaf Staghorn (*Rhus Typhina* Var *laciniata*)—Rapid, robust grower, produces cones of bright red fruit. Leaves beautifully formed, rivaling the most delicate fern. For massing with other shrubs the effect is striking. Can be cut to the ground each season and a mass of beautiful foliage will result. In the fall the leaves turn to the most beautiful pinkish red, a large group of them is a wonderful sight. **2-3 ft., 35c each; 5 for \$1.50.**

Sumac Staghorn—Similar to the above but not fern leaved. Somewhat taller growing. **3 to 4 ft., each 35c; 10 for \$2.95; 4 to 5 ft., each 45c; 10 for \$3.85.**

Sumac (Common)—This is a native shrub, exceptionally hardy and valued on account of its bright colored leaves that hang on well into the fall. We do not know of any shrub that the leaves color up so beautifully in late summer and fall as the Sumac. **2 to 3 ft., 30c each; per 5, \$1.25.**


Snowberry

Snowberry (*Symphoricarpos racemosus*)—A valuable medium-sized shrub, branching near the ground. Has small pinkish flowers, with large, waxy white berries in the fall. Very odd and attractive. Should be used in all groupings. **2 to 3 ft., 25c each; \$1.00 per 5.**

Coral Berry or Indian Berry (*Symphoricarpos vulgaris*)—Same as above, except that it has purplish red berries, which hang on during the winter. Fine in groups with Snowberry or for wild groups. **2 to 3 ft., 30c each; \$1.25 per 5.**

Wahoo or Fire Bush (*Euonymus Americana*)

This is a native shrub of South Dakota. Hardy in any part of the State and should be extensively planted. Height 8 feet. A very ornamental and showy small tree, its chief beauty consists in



AMERICAN BEAUTY, H. P.



GEN. JACQUEMINOT, H. P.

in the preparation of the beds, as the general health of the plants, and increased quantity and quality of bloom, more than repay you for the extra care expended. The best soil for roses is the top soil from an old pasture and well rotted cow manure. Dig out the bed to a depth of 18 inches or more, and, if drainage is imperfect, it must be provided for. Fill in with a mixture of soil and manure as above. It is best to make the bed sometime in advance of planting to allow time for setting. After the soil is settled it should be about an inch below the level of the adjacent surface. Make the beds not over 3½ to five feet wide, so that you can pick the flowers without stepping on the bed.

Winter Protection—Most all roses should be protected in this latitude. We have found that the most satisfactory protection is to draw up a mound of soil from eight to ten inches high around the base of the plant, then cover the entire beds after the ground begins to freeze with any loose material, such as straw manure, corn stalks, and in more severe climates a heavier covering. This is all that is required. Climbing roses are not all hardy enough to be left on the trellis, but should be taken down, laid flat on the ground, covered with either hay straw, or earth, and placed back on the trellis early in the spring. It is necessary to save as much wood as possible in order to have flowers throughout the summer.

Miscellaneous Roses

All roses offered by us are heavy field grown two years old

Sweet Brier Rose—This is the true English Sweet Brier or Eglantine. The single pink flowers are quite artistic but it is valued most on account of the refreshing fragrance of its leaves. This fragrance is noticeable a considerable distance from the rose and is delightful. **Each, 50c; 5 for \$2.25.**

Harrison's Yellow—Semi-double, bright yellow; showy, hardy and fine; blooms very early; one of the best of its color. **Each 75c; per 5, \$3.00.**

Persian Yellow—Deep golden-yellow, semi-double; very fine, hardy. Two-year heavy. **Each 75c; per 5, \$3.00.**

its brilliant berries, which hang in clusters from the branches till midwinter berries rose color. **2 to 3 ft., 35c each; \$1.20 per 5; 3 to 4 ft., 45c each; \$1.75 per 5.**

Weigla (Rosea)

Hardy south of central Nebraska without winter protection. North of that point it should be protected through the winter.

Beautiful shrubs that bloom in May, June and July. The flowers are produced in such great profusion as to almost entirely hide the foliage. They are very desirable for the border or for grouping and as specimen plants for the lawn. **2 to 3 ft., 40c each; \$1.75 per 5.**

Roses—Instructions for Planting and Care

Of any of the flowering shrubs. These are the most in demand and there is more unnecessary grief than other shrubs because the purchaser will not follow instructions. I want you to get down to brass tacks with me, and listen to, and follow these instructions. Then you will have the real results, and you will throw us a bouquet of "words" that we will appreciate.

Hybrid Perpetual, Hybrid Tea Roses and most everblooming varieties of roses, produce all flowers on new wood, consequently there is no advantage in saving all of the old wood. It is left on as a handle.

When you receive the rose, dig a hole in good soil, amply deep to receive the roots in their natural position; deep enough so that the plant will be 1½ inches deeper than it was in the nursery. Put the top soil back and pack well in among the roots. See that it is thoroughly packed. Firm it well with your feet. Then cut the top back to within 5 in. of the ground. Then with the hands draw the earth up around the top, leaving only the tips of the branches sticking out. After a week or ten days, rake this mound of earth down level and you will find a new growth coming out nicely, and the old wood plump and green.

These instructions apply to all roses, climbing, as well, except that climbing roses produce flowers on old wood. Consequently after the first year you want to save as much of the old wood as possible. But on Hybrid roses cut back each spring to within seven inches of the ground and you will be surprised at the beauty and quantity of flowers produced.

Where to Grow Roses

Situation—Good roses may be grown in any open sunny position, if possible sheltered from north winds, and clear of all roots of trees and shrubs.

Preparation of the Beds—Roses will grow and give good returns in any fertile, well-drained ground. It is worth while however, to use some care, in the preparation of the beds, as the general health of the plants, and increased quantity and quality of bloom, more than repay you for the extra care expended. The best soil for roses is the top soil from an old pasture and well rotted cow manure. Dig out the bed to a depth of 18 inches or more, and, if drainage is imperfect, it must be provided for. Fill in with a mixture of soil and manure as above. It is best to make the bed sometime in advance of planting to allow time for setting. After the soil is settled it should be about an inch below the level of the adjacent surface. Make the beds not over 3½ to five feet wide, so that you can pick



Dr. J. F. Quinn, Gregory, S. D., August 23, 1925.

I am sending you some pictures. One is a vase full of roses, the other, my oldest daughter, Angela Marie Gregory, holding some of the roses. I have had a vase of roses (sometimes two) for the past two months. I pick flowers every other morning. I was told locally when I purchased the roses that they would not grow here. The pictures will speak for themselves.

Hybrid Perpetual Roses—All roses offered by us are 2 year, extra heavy, field grown. **Each, 60c; 5 for \$2.60; 10 for \$4.55.**

This is a class of the hardier perpetuals or everblooming roses, as a rule the flowers running larger than the Hybrid Teas. You cannot make a mistake in purchasing either the Hybrid Perpetuals or the Hybrid Teas. If given proper winter protection they are hardy anywhere in South Dakota.

American Beauty (H. P.)—Generally conceded to be the most grandly beautiful roses in size, form and color. Rich red, passing to crimson, very delicately veined and shaded and surpassingly fragrant.

Baroness Rothschild (Pernet) (H. P.)

—Pale rose tinted white. Beautifully formed, grows vigorously. Fine in all respects.

Captain Hayward (Bennett, 1893) (H. P.)—Bright scarlet, very vivid in Summer and glowing in Autumn. Large, full, and hold, the outer petals finely reflexed, while the center petals stand up well, making a flower of striking beauty.

Coquette des Alps (Lacharme, 1868) (H. P.)—Large, free and well formed with very large petals; lovely pure white in color; fragrant. Profuse bloomer. Hardy.

Frau Karl Druschki, White American Beauty or Snow Queen (P. Lambert, 1901) (H. P.)—See back cover No. 9. Snow white; flowers extremely large, yet beautifully formed. Blooms six inches broad are not uncommon. Growth is strong and vigorous, with abundant foliage. It is one of the very best bloomers in this division. Superb. Blooms until frost.

Fisher Holmes (Verdier 1865) (H. P.)—Scarlet shaded crimson. Coloring is very brilliant, flowers large and handsomely formed. Very good.

General Jacqueminot—Brilliant scarlet crimson, an old favorite and one of the best known roses in cultivation. Does well everywhere.

Jules Margottin, (H. P.)—This is one of the best of Hybrid Perpetual roses, flowers of good size rich glossy pink. A flower that will gain your favor immediately. We highly recommend this rose to our customers.

Madam Gabriel Luizet (H. P.)—Light silvery pink.

Magna Charta—A general favorite, prized on account of its strong, upright growth and bright, healthy foliage, as well as for its magnificent bloom. The color is beautiful bright pink, suffused with carmine.

Madam Plantier (Plantier, 1835) (H. P.)—Extremely hardy, completely hides itself in June with its lovely pure white, sweet-scented flowers; a free and continuous bloomer.

Prince Camille de Rohan—One of the darkest colored roses; very dark, velvety crimson changing to intense maroon; a very prolific bloomer; the flowers are of excellent form and size. The best dark red.

Paul Neyron—(See back cover No. 10).—One of the finest hardy roses ever grown. It blooms unceasingly from June to November, on uniformly long, stiff, thornless stems, with immense cup-shaped flowers 4 to 6 inches across. Color is bright ruddy pink.

Hybrid Tea Roses

Hybrid Tea or Ever-Blooming Roses—Each, 60c; 5 for \$2.60; 10 for \$4.55 unless priced otherwise.

The Hybrid Teas are a class of everblooming roses. They produce wonderful shades of roses continually from June until freezing. For best results Hybrid Tea Roses should be severely pruned. All roses offered. 2 year extra heavy.

Augusta Victoria—White shading to primrose, a fine rose for outside; very vigorous, producing flowers throughout the season. This should be in every garden.

Columbia (Hill, 1918) (H. T.)—Peach-blow pink, deepening as it opens to a glowing and enduring color, resembling a perfect Shawyer rather than the other parent Ophelia. A large rose with long, stiff stems, nearly thornless; absolutely free from mildew and an easy doer.

J. B. Clarke (H. Dickson, 1905) (H. T.)—Intense scarlet, shaded crimson-maroon; very dark and rich, and sweetly fragrant; petals large, deep and smooth; extremely high pointed center; foliage bronzy-green changing to dark green; growth strong and upright, making a large, handsome bush.

Conrad Birkland, Maynard, Minnesota. April 14, 1925.

My wife wants me to write you and say many thanks for the extra plants and seeds you sent her hoth last and this year. She has had remarkable success with all of them. I am enclosing order for baby chicks. Send them by parcel post.




PAUL NEYRON, H. P.

Ecarlate (Boyard 1907) (H. T.)—Scarlet-red of extreme brilliancy, higher in color than Liberty & Richmond; medium size, fair form, very floriferous, a splendid bedder.

Geo. Eiger (Turbat 1912) (P)—Coppery golden yellow before fully expanded, opening up a pale yellow, particularly handsome in the bud state; very good, a splendid companion to Cecile Brunner.

George C. Waud See back no. 3. **(Dickson 1908) (H. T.)**—A beautiful variety, possessing an entirely distinct color among roses, a glowing vermilion with orange-red suffusion. The flowers are large, full, of perfect form and lasting in color and freshness with rich tea-rose perfume, thick, leathery, beech-green Cor-date foliage. Vigorous grower. **Each 60c.**



ECARLATE

Gruss an Teplitz or Virginia R. Coxe (H. T.) (Geschwindt, 1897)—(See back cover No. 6.) Hardy in all sections; grows freely to a height of four to five feet; vivid, dazzling, fiery crimson, sweetly fragrant; produces a mass of gorgeous blooms on long stems.

Jonkheer J. L. Mock—(See back cover No. 1). Flowers are produced with great freedom on long stiff stems, are large and of perfect form, of a deep imperial pink, the outside of the petals silvery-rose white.

Killarney White—An offspring of the pink Killarney and is one of the most exquisite white roses grown. The long full buds are handsome in shape and the full-open flower most refined and beautiful in form and texture.

Killarney Pink or Irish Beauty (A Dickson 1898) (H. T.)—Brilliant sparkling pink with large pointed huds, broad wax-like petals with silvery edges and enormous Semi-full flowers of exceeding beauty. One of the very finest forcers and has become the type for a numerous family.

Los Angeles (Howard & Smith, 1915) (H. T.)—(See back cover No. 4.) The following is the originator's description: "A rose which, through its own intrinsic worth and beauty, will eventually find its way into the gardens of rose lovers throughout the world. The color is absolutely new in roses. Luminous flame pink toned with coral and shaded with translucent gold at the base of the petals."

Lady Ursula—(See back cover No. 2.) A magnificent rose of vigorous, erect growth; exceedingly free blooming during the entire summer, and autumn. The flowers produced on every shoot are very large, full and of great substance and perfect form, with high center, from which the petals gracefully reflex; in color a delightful tone of flesh pink, distinct from all others; delicately scented. **Each 60c.**

Madam Butterfly (H. T.)—All the color tones of Ophelia are intensified, making it a harmony of bright pink, apricot and gold. Ophelia ranks at the top in popularity and Madam Butterfly will surpass it. It averages more petals to the bloom; it produces more bloom to the plant because it makes more branches, every one carrying a bud. The tight huds are a lovely shade of Indian Oak, yellow at the base; the opening flowers are perfect in form and texture, clear and brilliant in color and of delicious fragrance.

Mlle. Cecile Brunner, Mignor or Sweetheart (Ducher 1880) (P)—Rosy Pink on a rich creamy white ground, shaded light salmon Pink. Very popular as a miniature flower rose.

Madam Edouard Herriot (P)—Buds coral-red shaded with yellow at the base, the open flowers of medium size, semi-double are of superb coral-red tinted with yellow and rosy scarlet.

Ophelia (Paul, 1912) (H. T.)—(See back cover No. 11.) Salmon flesh shaded rose with chamois center. A rose that is lovely at every stage. The buds and flowers are beautifully formed and colored, enhanced by rich veining on the petals. Stems are long and carry flowers erect. **Each 60c.**

Radiance (Cook, 1909) (H. T.)—A brilliant rosy-carmine, displaying beautiful rich and opaline-pink tints in the open flower.

Red Radiance—(See back cover No. 7).—Produces large flowers throughout the most unfavorable hot summer weather, in color a clear, cerise-red, a most valuable addition to our list of roses. **each 60c.**

Soleil d'Or or Golden Sun—Varies from orange-yellow to reddish-gold, shaded with nasturtium red; large, full, perfectly double flowers; a strong grower and a beauty.

Souvenir de Claudius Pernet (Pernet-Ducher 1919)—(See back cover No. 5.) Long bud on a long and strong peduncle, very large and full flower, elongated, cup-shaped. Superb pure sun-yellow color; shaded warmer in the center. Mer Pernet Duchers latest Novelty. **Each 70c.**

Mrs. Edith M. Face, Orleans, Mich. April 29, 1925.

Received the rose bushes. I think they are the best bushes I ever saw. Have set a good many but never had any that came up to yours.

Clara Thompson, Kensol, N. D. May 26, 1925.

I received my rose bushes and I never received such nice plants from any nursery, as I received from your house.

Baby Ramblers

The Baby Rambler Roses are dwarf or semi-dwarf rose bushes producing immense quantities of flowers from June until Frost. They are a very hardy class and require but little winter protection to bring them through in good condition. We are offering the 2 year heavy plants, dormant, **55c each; \$2.50 per five.**

Catherine Ziemet or White Baby Rambler. (P. Lambert, 1901)—Pure snow white, double, blooms in profuse clusters making a sheet of white, color, with fragrance similar to Hyacinths. A compact, bushy grower of dwarf habit. Foliage dark, glossy and finely cut; everblooming and hardy

Ellen Poulsen (Poulsen, 1912) (D. P.)—Dark, brilliant pink; large, full, sweet-scented and very floriferous.

Jessie or Red Baby Rambler (Merryweather, 1909) (P.)—Bright cherry crimson similar to Richmond in color and non-fading; claimed to excel all Baby Ramblers in beauty and color. Splendid for pot culture, bedding and massing; blooms constantly until frost.

F. J. Grootendorst—This is a new type of rose which might properly be called a Rugosa Baby Rambler. It is a cross between Rugosa and the crimson Baby Rambler. Imagine a shrub-like Rugosa rose covered with trusses of crimson Baby Rambler roses and you will have a fair conception of this new hybrid variety. It is not a rose that you want to plant in with your bed of Hybrid Tea or Hybrid Perpetual roses, but it is valuable to plant as an isolated specimen, in a mass in an exposed position, among shrubs in the shrubbery border or for an everblooming hedge. It is admirably adapted for this last purpose. It is absolutely hardy and continues to bloom until late in the fall. **\$1.00 each; 5 for \$4.75; 10 for \$9.00.**

Madam Norbert Levasseur, Baby Rambler or Crimson Baby Rambler (Levasseur, 1903) (P)—The Crimson Rambler in dwarf form, with the same clear, brilliant ruby-red color. Hardy and healthy everywhere attaining a height of twenty-inches, and blooming in profuse clusters until frost, and throughout the winter if taken in-doors.

Yvonne Rabier (D. P.)—The best white Baby Rambler, with full double flowers produced in great profusion. Splendid for bedding or edgings for borders. Forces well. Distinct and charming.



DOUBLE RUGOSA HANSA H. R.



CRIMSON RAMBLER OVER GATE



of crimson flame. The Flower of Fairfield is equally as beautiful, but is a perpetual rose, blooming all summer. **40c each; \$1.75 per 5.**

Thousand Beauties (Tausendschoen)—The most sensational climbing rose yet introduced. A single cluster of flowers is a bouquet in itself. Blooms profusely from the beginning of June to the last of July. Individual flowers of graceful form. The color is the most delicate shade of soft pink, changing to carmine on reverse of petals when fully expanded. **Each, 50c; per 5, \$2.25.**

Yellow Rambler—Light canary shade; clusters smaller, individual flowers larger than Crimson. **45c each; 5 for \$2.00.**

White Dorothy Perkins—Same as Dorothy Perkins, but pure white; best white climber. **40c each; 5 for \$1.75.**

Dr. J. F. Quinn, Gregory, S. D. August 29, 1925.

This is a photograph of a vase full of roses that I have all of the time throughout the summer. It has been full for two months now. I pick about three or four blossoms every other morning. No reason why we should fail to produce roses almost any place in the summer. Your plants are extra heavy.

Rugosa Hybrid Perpetual Roses

Hardest of all roses; will stand the winter without winter protection. Blooms continuously from early in the summer until the ground freezes in the fall; will freeze up each season with an immense number of buds and blossoms. To get best results and the most flowers, cut flowers from them liberally as soon as in bloom.

Agnes Emily Carman (R)—Brilliant crimson; very free bloomer. **75c.**
Blanc De Coubert (Cochet-cochet, 1892)—Flowers pure white, very large nearly full, fragrant, growth very vigorous. **75c each; 3 for \$2.00.**

Hansa Rugosa—The description of the Conrad Ferdinand Meyer may well apply to this with the exception of the color. The flowers are crimson and especially fine. **75c each; 3 for \$2.00.**

Conrad Ferdinand Meyer—Early flowering Hybrid combining the ornamental qualities of its Rugosa foliage with the blossom beauty and perfume of the Hybrid Perpetuals. Flowers large cup-shaped double, delicate silvery pink. Blooms throughout season. **75c each; \$2.00 per 3.**

Sir Thomas Lipton—The best pure white Rugosa rose. Strong and vigorous; grows four feet high. Flowers perfect ly double, pure snow white. Fragrant. **20c each; \$3.75 per 5; \$6.50 per 10.**

Rosa Rugosa Red—This rose is perfectly hardy, is not only grown for the beautiful single red flowers that it produces in abundance in June, but for the beautiful foliage which the bush retains until early winter, and the large red apples in evidence throughout the latter part of the summer and early winter, which makes a striking contrast showing above the green leaves. Plants grow three to five feet tall. **45c each; per 5, \$2.00; per 10, \$3.90.**

Climbing Roses

Plants heavy two year No. 1, equal or superior to those offered by others for at least double our prices. We are able to make these prices on account of the large number we grow and sell each season.

Crimson Rambler—The famous crimson-cluster climber, so extremely effective when grown on pillars and trellises. Makes shoots 8 to 10 feet long in a season. Flowers are produced, from ground to tip, in large pyramidal clusters of thirty to forty. **Each 40c; per 5 \$1.75.**

Doctor Van Fleet—See back cover No. 8. One of the newer types of climbers which combines absolute hardiness with flowers large as in the Tea and Noisette class. This variety shows a mass of beautiful clustered buds, which open out into large, shapely flowers; delicate flesh pink. An admirable cutting variety with stems 12 to 18 inches long. **Each 60c; per 5, \$2.50.**

Dorothy Perkins—Clear shell-pink with flowers borne in clusters; full and double. This is without question one of the very finest of all climbing roses. **Each, 40c; per 5, \$1.75.**

Paul's Scarlet Climber—No other Rose, in any class, can compare with this for brilliancy of color which is maintained until the petals fall. The flowers, a vivid scarlet, are of good size, semi-double, very freely produced in clusters of from 3 to 20 flowers each on much branched canes, the plant's being literally covered from top to bottom with bloom. It is of strong climbing habit and hardy. This is one of the most popular climbing Roses. **60c each; \$2.50 per 5.**

Queen of the Prairie—Bright rosy red; large, compact and globular flowers; bloom in clusters. Fine and a rapid grower. **40c each; 5 for \$1.75.**

Excelsa—Known as the Red Dorothy Perkins, a very valuable addition to our list of roses. Has intense crimson scarlet double flowers in brilliant clusters set in glossy shining foliage, and one of the handsomest of the red climbers. **45c each; per 5, \$2.00.**

Flower of Fairfield—A few years ago when the Crimson Rambler, the hardy beautiful red climbing rose, was introduced it went over the country like wildfire. Millions of them are growing in the United States today and producing thousands of flowers each. During their blooming period, which lasts two or three weeks, they are a mass



Climbing Vines

Are for the purpose of covering an unsightly object like a fence, out-building, or for the purpose of beautifying either the porch, summer house or other place. Consequently, you want hardy vines, with a rapid top growth, something that you do not need to take down in the winter. The hardiest and best of all of those that will stand the north are the Ampelopsis, Bitter Sweet, Beta Grape and Wild Grape. Those next in hardiness would be the Honeysuckle, Cinnamon Vine and Clematis. In the north these can be planted on the south or east side of houses, and come through the winter generally in good condition. When you receive these plants there may be a considerable length of vine. Do not try to save much of this because you will gain by cutting it back severely. There will also be considerable fine roots. See that these are spread out well in the hole; that the soil is well packed, and the tops cut back to within a few inches of the ground. You will then secure a very good growth of new wood and it will come through the winter in good condition. When you figure on planting to cover an unsightly object put your plants 2 to 3 feet apart in the row.

Ampelopsis Engelmanni (Engelmann's Ivy)—A type of the Virginia Creeper, but different in growth as well as foliage. It has much shorter joints, and very much smaller and thicker foliage. This is the only ampelopsis that is hardy and that will cling to brick, stone or plaster. It is a fast grower. **Each, 25c; 5, \$1.20.**

Ampelopsis Veitchii (Boston Ivy)—This is one of the finest climbers, we have for covering walls, as it clings firmly to the smoothest surface covering it closely with overlapped foliage, giving it the appearance of being shingled with green leaves. The color is deep green in summer, changing to the brightest shades of crimson and yellow in autumn. **Each, 45c; 5, \$2.00.**

Ampelopsis Quinquefolia (Virginia Creeper)—Deeply cut leaves which turn to a beautiful crimson in fall; fine for covering trees, rocky slopes, walls, etc. Very hardy. **Each, 25c; 5 for \$1.20.**

Cinnamon Vine—A rapid growing climber, taking its name from the peculiar fragrance of the delicate white flowers. **Each, 15c; 8, \$1.00.**

Clematis—All Clematis require a deep rich soil, plenty of water and good drainage. Should be planted with the crowns covered three inches.

Clematis Paniculata—Handsome hardy climber. Is one of the choicest and most satisfactory climbing flowering plants. Of strong, rapid growth. Dense, small bright green foliage. Pure white fragrant flowers in August and September, followed by silvery feathery seed pods. **Each, 30c; \$1.50 per 5.**

Clematis (Madam Edouard Andre)—Has been called the crimson Jackmanni. This plant is a strong, vigorous grower, very free in bloom, lovely flowers of a distinct crimson color. Different from all other varieties. **Each 75c; per 5, \$3.00.**

Jackmanni Clematis—Well known, large-flowering blue Clematis, flowers almost violet with a rich velvety appearance, distinctly veined. Blooms from July until frost. Plant is hardy. **Each, 75c.**


Clematis Henryi—This is the finest of all large flowering white clematis. A vigorous grower and free bloomer. Flowers large creamy white with reddish chocolate anthers. **Each, 80c.**

Bittersweet (Celastrus Scandens)—Perfectly hardy rapid growth. Handsome, glossy foliage. Large clusters of beautiful orange-crimson berries that are retained all winter. The berries are in great demand for inside winter decorations. We do not know of any vine that is more satisfactory. It is exceptionally fine for trellises, porches. If you wish something to give a

little color to your trees, plant one at the base of the shade trees. This vine seems to do better on trees than other vines. **Each, 30c; per 5, \$1.25.**

Honeysuckle (Scarlet and Yellow Climbing)—These are very hardy producing large quantities of long, trumpet-shaped flowers; heavy, glossy leaves make them one of the most valuable of the hardy climbers. **Each, 25c; 5, \$1.25.**

Wistaria, Purple—This variety bears in great profusion large clusters of pea-shaped flowers, blooms in May and June. Hardy in sheltered locations. **Each, 50c; per 5, \$2.**



VIRGINIA CREEPER COVERING A WELL TOWER AT MANDAN, N. D., THE BEST AND HARDEST RAPID CLIMBER

Wistaria—These are a very popular vine and do well where they are grown in a protected spot, valued on account of their graceful climbing habits and the long panicles of flowers that they bear in profusion. The flowers are pea-shaped, bloom in May and June.

Wistaria, White—This variety is pure white sometimes tinted light blue. **Each, 65c; per 5, \$3.00.**


Beta Grape—A rapid grower, is very popular for covering walls, summer houses and porches; hardy. **Each, 30c; 5, \$1.25.**

Trumpet Vine (Radicans)—A robust, woody vine, twining with numerous roots, along its stems; its orange-scarlet, trumpet-shaped flowers cluster at the tips of the branches. **Each, 30c; 10, \$2.50.**

Wild Grape—One of the best if not the best grape for covering porches, summer houses and arbors. **Each, 20c; per 10, \$1.50.**

Kudzu Vine (Pueraria Thunbergiana)—Large foliage and dense shade, growing 50 feet in one season. Flowers plentiful in August; rosy-purple. **Each, 30c; 5, \$1.25.**

Lyceum Chinese (Chinese Matrimony Vine)—A general utility hardy climbing vine that will overcome any obstacle in growth and flourish everywhere. Each new shoot produces handsome purple flowers, and later a prodigious crop of scarlet berries. **Each 25c; 5, \$1.00.**




KUDZU VINE

Honeysuckle (Halleana)—Color, an intermingling of white and yellow, extremely fragrant and most satisfactory. This is the variety most often found growing on porch trellises, or used as a covering. **Each, 25c; 5, \$1.25.**

Mrs. William Abraham, Waseca, Minn. Oct. 10, 1925.

I am sending you two photographs, one of my climbing roses which I received about five years ago from you. They are still doing fine and very beautiful each season.

I am also sending you a photo of my Oleander which I got from you. All of the nursery stock I have ordered in the east is doing well.



CLEMATIS HENRYI

Hardy Perennials

These plants are perennial, which means that they live for a number of years, but the tops die down each year after blooming. They bloom on the new wood that comes up the next year. When you receive them there will be more or less fine roots, and should be taken care of as you would a strawberry. The crown should not be covered more than 1 or 2 inches, depending on the plant. Give them good cultivation, some mulching, and they will repay you in the spring. The perennial plants are the most popular of all flowering plants; when planted once they are always there, living through the winter with little or no protection. In most cases the flowers increase as the plants grow older. The plants are all strong field grown.

The Early Achillea—Height, 2 feet, very best white flowered border plants, resembling Pompano Chrysanthemums. **20c each; 5 for 75c.**

Aquilegia, Single Mixed (Columbine)—Plants are strong and thrifty. Flowers large and vary in color through charming tones of cream, pink, lavender, blue, white, red, etc., hardly any two being exactly alike. **20c each; 90c per 5.**

Aquilegia Chrysantha (Columbine)—Bright yellow long spurred flowers. Very fine. Height, 3 to 4 feet. **20c each; 90c per 5.**

A. Caerulea (Rocky Mountain Columbine)—Blossoms from May to July. Height, 12 to 18 inches. Flowers are large and composed of five petals of bright violet-blue, with a pure white corolla. Borne on slender stems, and sway and nod in the gentlest breeze. Used for cut-flowers. **20c each; 5 for 75c.**

Bleeding Heart—Blossoms May to June. Height, 2 feet. Flowers pink and white; heart shaped. A well-known hardy perennial, producing its flowers freely in spring and early summer in graceful, drooping racemes, sometimes a foot in length. **60c each; 5 for \$2.50.**

Coreopsis—Flowers deep golden yellow borne on stems 1½ to 2 feet high. Make very nice cut flowers. Plants succeed in any sunny location. **Each 20c; 5 for 60c; 10 for \$1.15.**

Golden Glow Rudbeckia—Grows 5 to 7 feet, and blooms from early summer until frost. Flowers resemble golden yellow cactus dahlias. **15c each; per 5, 60c.**

Heliopsis Pitcheriana (Greek "Like the Sun")—Flowers are of a beautiful deep golden yellow, about 2 inches in diameter, of very thick texture and a useful cut flower. Grows about 3 feet high. **20c each; 85c per 5.**

Hollyhocks—Bloom from June until September; height 4 to 5 feet. They are among the most handsome and ornamental of all garden flowers. They should have slight covering in winter. **20c each; 5 for 75c; 10 for \$1.35.**

Oriental Poppy—Far surpass in bloom all the annual and biennial kinds, and for a gorgeous display of rich and brilliant coloring nothing equals them during their period of flowering in May and June. Color, dark red. **Each, 20c; 90c per 5.**

Eualalia Zebrina—Leaves crossed every two or three inches by a band of yellow one-half inch wide about 4 to 5 feet high. A very pretty and showy plant. **Price each 20c.**

Phalaris (Ribbon Grass)—A tall hardy grass with variegated foliage and a common plant in old-fashioned gardens. It thrives in almost any kind of soil or exposure. Stems 2 to 5 feet tall, with graceful, drooping foliage. **Price, 20c each.**

Platycodon (Japanese Bell Flower)—Form neat branched bushes of upright habit, 2 to 2½ feet high, producing their attractive blue or white flowers from July to October, deservedly one of the most popular hardy plants. **20c each; 90c per 5.**

Lychnis Chalcedonica—A very showy border plant. Flowers heart lobed stars of brightest vermilion, arranged in large flat panicles. Height, 2 to 3 feet. **Each, 20c; 5 for 75c.**

Delphinium Chinense (Larkspur)—A very pretty dwarf species, with fine feathery foliage and intense gentian-blue flowers in open panicles. **20c each; 90c per 5.**

Delphinium Formosum (Larkspur)—The old favorite dark blue with white center, 3 to 4 feet high, very vigorous and one of the best. **20c each; 90c per 5.**

Delphinium, Tall English (Larkspur)—A fine strain from England. Plants are strong vigorous, with large flowers on spikes two feet and over, the majority running in the lighter shades of blue. **20c each; 90c per 5.**

Dianthus Barbatus (Sweet William)—Charming, hardy plants, great favorites in every garden. Stems 12 to 18 inches high, flowers in greatest profusion in large, round top clusters. If the fading branches are cut away fresh ones appear at intervals all summer. **20c each; 80c per 5.**

Dianthus Plumarius (Common Grass or Garden Pink)—Thick tufts of handsome bluish-green foliage and pretty carnation-like, fragrant flowers. Very hardy and grows well anywhere. **20c each; 85c per 5.**



PHLOX HARDY

Gaillardia Grandiflora Superba (Blanket Flower)—Makes one of the most gorgeous and prodigious displays of all the perennials. Flowers often measure 3 inches in diameter on clean, 2 foot stems. A hard center of deep maroon is thickly bordered by petals of orange and yellow, strikingly ringed by circles of crimson, red and maroon. Poor soil will do, and a constant show is assured from June till frost. **Each, 20c; per dozen, \$1.70.**

Trailing Periwinkle, (Vinea Minor)—A hardy evergreen creeper, trailing close to the ground and forming a dense mat. Does well even under trees where grass will not grow. Use ful for binding the soil on slopes or banks to prevent washing by rains. In Europe one sees them in cemeteries as borders for graves. The blue flowers contrast finely with the dark glossy, green foliage. Hardy most everywhere. **Price 20c each.**

Shasta Daisy—A rigorously selected mixture of Burbanks' new sorts, giving us different forms and much larger flowers ranging in shape from fully double to single, and in color from pure white to pale lemon yellow. Plants are extremely productive of bloom, making a spectacular field show and as profitable a cut flower supply as any Hardy Perennial grown. **Each 20c; per 10, \$1.75.**

Yucca Filamentosa (Adam's Needle)—This is a hardy evergreen plant producing long leaves; a tall stock producing sometimes as high as 200 flowers of pure white; blooming period about June and July. The leaves remain green the entire year. A fine plant for sunny, exposed places and for the lawn. **25c each; per 5, \$1.00.**

Hardy Fern

From the Black Hills of South Dakota we gather each year large quantities of hardy ferns in a number of varieties. These are specially valuable for the north and northeast sides of the house, along the north sides of fences, or where they are protected from the direct southern rays of the sun. They do well in shady, moist situations. We consider this one of the most satisfactory plants for the shady, cool places. **Large clumps, each, 35c; 5, \$1.50; 10, \$1.90.**

Hardy Phlox

No class of hardy plants is more desirable than the Perennial Phloxes. They will thrive in any position and be used to advantage in the hardy border, in large groups on the lawn, or planted in front of belts of shrubbery, where, by judicious pinching back and removing faded flowers, a constant succession of bloom may be had until frost. We offer a select list of strong field grown roots.

Coquelicot—Glowing orange red with violet eye.

Jean D'Arc—Undoubtedly the very finest pure white variety to date. The plants are extra strong growers of medium height, producing exceptionally large heads. Ideal for hedging or missing.

(Continued on page 111)



AQUILEGIA

They should have slight covering in winter. **20c each; 5 for 75c; 10 for \$1.35.**

Oriental Poppy—Far surpass in bloom all the annual and biennial kinds, and for a gorgeous display of rich and brilliant coloring nothing equals them during their period of flowering in May and June. Color, dark red. **Each, 20c; 90c per 5.**

Eualalia Zebrina—Leaves crossed every two or three inches by a band of yellow one-half inch wide about 4 to 5 feet high. A very pretty and showy plant. **Price each 20c.**

Phalaris (Ribbon Grass)—A tall hardy grass with variegated foliage and a common plant in old-fashioned gardens. It thrives in almost any kind of soil or exposure. Stems 2 to 5 feet tall, with graceful, drooping foliage. **Price, 20c each.**

Platycodon (Japanese Bell Flower)—Form neat branched bushes of upright habit, 2 to 2½ feet high, producing their attractive blue or white flowers from July to October, deservedly one of the most popular hardy plants. **20c each; 90c per 5.**

Lychnis Chalcedonica—A very showy border plant. Flowers heart lobed stars of brightest vermilion, arranged in large flat panicles. Height, 2 to 3 feet. **Each, 20c; 5 for 75c.**


Delphinium Chinense (Larkspur)—A very pretty dwarf species, with fine feathery foliage and intense gentian-blue flowers in open panicles. **20c each; 90c per 5.**

Delphinium Formosum (Larkspur)—The old favorite dark blue with white center, 3 to 4 feet high, very vigorous and one of the best. **20c each; 90c per 5.**

Delphinium, Tall English (Larkspur)—A fine strain from England. Plants are strong vigorous, with large flowers on spikes two feet and over, the majority running in the lighter shades of blue. **20c each; 90c per 5.**

Dianthus Barbatus (Sweet William)—Charming, hardy plants, great favorites in every garden. Stems 12 to 18 inches high, flowers in greatest profusion in large, round top clusters. If the fading branches are cut away fresh ones appear at intervals all summer. **20c each; 80c per 5.**

Dianthus Plumarius (Common Grass or Garden Pink)—Thick tufts of handsome bluish-green foliage and pretty carnation-like, fragrant flowers. Very hardy and grows well anywhere. **20c each; 85c per 5.**



Hardy Phlox (Continued)

Pantheon—The peerless pink. Extra large, always flowers of salmon rose.

Richard Wallace—White, with large carmine eye.

Terre Neuve—Lavender, light center.

SAGE, THE LARGE LEAF VARIETY

These plants are easily grown and should be grown in every garden. They are entirely hardy. **2-40c; 10-\$1.50.**

Pecheur D'Island—Lavender-cerise, superior to other varieties of similar color.

Sunset—Dark rosy pink. An excellent hardy variety of vigorous growth, producing an unusual amount of blooms throughout the season.

Sir Edward Lancier—Rich crimson. One of the best of its color. Tall growing, free bloomer. **Each, 20c; 95c per 5; \$1.80 per 10.**

Trial ground mixture Extra Heavy each 15c; 5 for 65c; 10 for \$1.10; 25 for \$3.00; 100 for \$10.00.

Phlox Subulata (Hardy Mountain Pink)

An early spring-flowering type, with pretty moss-like evergreen foliage, which, during the flowering season, is hidden under the masses of bloom. An excellent plant for the rockery, the border, and invaluable for carpeting the ground for covering graves. **Each, 15c; per 12, \$1.50.**

Bulbs and Tubers

These will come to you as the names indicate — either as bulbs or as tubers. Some of them are hardy, which means that they can be left in the ground continuously. Others, not hardy, that must be taken up each fall and stored in a cellar where they will not freeze. Of the hardy varieties, the Day Lily, Iris, Peony, Phlox, Lily of the Valley and Japanese Lilies are to be left in the ground the year around. The Caladium, Tuberose, Dahlia, Gladiolus and Cannas are to be taken up after frost in the fall, the dirt removed from them and placed in a cellar that would be suitable for keeping vegetables. They are to be taken out in the spring at planting time and planted out just as you did the year before. All of the bulbs and tubers, both hardy and tender, will be received by you ready for planting, and will all produce flowers or luxuriant foliage the first year. The Japanese and Day Lily bulbs should be planted about 18 inches apart. These will gradually thicken. Lily of the Valley, about 6 or 8 inches apart. Caladium, about 3 feet apart, as you grow it for the foliage only. Iris, 1 foot apart in the row. Dahlia, 2 to 3 feet apart in the row. Peonies, about 3 feet apart. Gladiolus, 8 to 10 inches apart. Cannas, if in beds, about 18 inches apart, for best results. Hardy Phlox, about 18 inches apart.

Iris

None of you will forget the hardy blue Iris that was used for borders from the door to the gate on each of the walks; a bed of it planted up close to the house and blooming the earliest of any of the flowers in the spring. There has been a wonderful change and improvement in the Iris; hundreds of colors and combinations of colors; hardly a color can be imagined today that you do not find in the Iris. The size of the flower and the plant has increased wonderfully, and this past season we had them in the nursery blooming at six inches high and some of the latest varieties standing fully five feet, and covered with immense blooms measuring 10 and 12 inches across. They are all perfectly hardy.

Japanese Iris—Iris are truly wonderful, some standing 5 to 5½ feet high producing flowers as much as one foot across. Every shade of the rainbow is represented in the different flowers. Blooming in June and July after the German Iris are through. Ship in spring only.

Alba Plena—Pure white; very large, **40c each.**

Blue Danube—Pure rich blue, velvety center, **35c each.**

Gold Bond—A fine double, pure white with gold banded center. **Each, 25c; \$1.00 per 5.**

Firefly (Uii-no-Hotaru)—Deep purple, golden yellow center; six petals. **40c each.**

Mahogany—Deep velvety, mahogany red. **45c each.**

Orion—White, overlaid, and bordered maroon. **25c each.**

Othello—Lavender-blue, veined white, white center; large. **75c each.**

Victor—White, veined violet-blue, purple center; six petals. **30c each.**

German Iris

No. 1—Uppers bronze lavender, falls are penciled purple, tips of falls shading to lavender. **10c each; 5 for 40c.**

Engberg—Uppers white, falls penciled or striped golden, fading to pure white. **15c each; 5 for 60c.**

Florida—Uppers pale yellow, falls similar shaded slightly deeper yellow. Height, 12 inches. **12c each; 5 for 50c.**

Hor Majesty—Uppers pink, falls reddish purple penciled white. Free bloomer. **12c each; 5 for 55c.**

Mad. Chereau—Uppers and falls pure white, heavily bordered with dainty blue. One of the most charming sorts. **12c each; 5 for 55c.**

Mrs. H. Darwin—Uppers pure white, falls penciled daintily purple tips of falls fading to pure white. Very fine. **12c each; 5 for 55c.**

President Harding—Uppers rich dainty lavender, falls deeper lavender showing some yellow on falls near stem. One of the daintiest. Excellent. Height, 24 inches. **20c each; 5 for 80c.**

Johan DeWitt—Uppers lilac blue, falls purple daintily penciled with white near stem. Height, 20 inches. **12c each; 5 for 50c.**

Waihallia—Pure yellow uppers, falls light yellow penciled reddish bronze. A very showy yellow Iris. Height, 18 to 22 inches. **Each, 10c; 5 for 40c.**

Siberian Iris

Hardest of all Iris, very strong, free growers, adapting themselves to any soil producing large quantities of blue and white flowers under the most adverse conditions from June to August. The foliage stands more erect and is finer than other Iris. Is a rich dark green throughout the season. On that account they are very valuable in landscaping.

H. R. Block, Donnellson, III., March 2, 1925

Have been getting seeds from you for several years and have always been well pleased with them. I planted your Giant Canner tomato last year, raised the largest fruit ever grown in these parts. Some of them weighed two pounds and very fine for slicing.



THE BEAUTIFUL GERMAN IRIS



Sibirica—Purplish-blue flowers, 3 feet high; useful for cutting. **15c each; \$1.50 per doz.; \$10.00 per 100.**

Snow Queen—This new variety possesses all the merits of the type, differing only in color, which is an ivory-white. **15c each; \$1.50 per doz.; \$10.00 per 100.**

The Iris Trial Ground Mixture

This includes all of the Iris except Japanese. **10, 90c; 25, \$1.95; 50, \$3.50.**

Peony

At the first sight of the newly opened flower you have that feeling of awe and reverence that a young mother has at sight of her first born.

In getting up this descriptive list and peony guide, we feel that we are only doing what is expected of us by those of our customers who have already fallen willing victims to the lures of this most seductive and fascinating of hardy perennials. To our mind, there is no flower so well suited to our western country as this peony which, standing the severest cold of winter and almost unlimited neglect, produces such gorgeous blooms, and when given a little care and attention responding with blossoms of such perfect loveliness and fragrance as to thrill the soul of the true flower lover.

No matter in what direction your taste lies, if you appreciate any form of beauty you will find something to satisfy you somewhere among the infinite variety of colors and color combinations, the diversity of flower types, and the varying heights of the peony. Do you want large, voluptuous blooms eight to ten inches across, of a sensuous tropical appearance and possessing an unsurpassed exotic fragrance? Turn to the peony. Or do you wish for a delicate, airy flower, like a rosy pink cloud in the early dawn, fading away to a pearly gray edge? Again turn to the peony. Is it to be wondered at that we have so varied an assortment of blooms, each perfect in its own particular way, when we realize that for close upon a thousand and a half years the Tree Peony has been the recipient of the attention of the Imperial House of China, with all the care for artistic and dainty details that the Oriental can give?

In Europe the early history of the peony is lost in the maze of antiquity, with its bypaths of superstitions, fables and myths. One story runs that a certain ancient Grecian physician named Pacon, a pupil of Aesculapius, a famous doctor, miraculously cured the wounds of Pluto which he had received from Hercules. This cure caused the jealousy of Aesculapius and resulted in his secretly murdering Pacon. Pluto, however, was not forgetful of benefits received, and following the prevailing fashion among Greek Deities, showed his gratitude to Pacon by turning him into the flower which we now know as the Peony. Since then, various magical properties have been attributed to it.

Still, in spite of its antiquity, it is only within the last century and a half that the peony has been brought to its present state of perfection, the first definite steps in this direction being taken by M. Jacques, the gardener of King Louis Phillip of France. We want you to see them yourselves, watch them and care for them, and we know that once you have beheld the sheer loveliness of such a bloom as Marie Lemoine, like Oliver Twist, you will wish for more.

In stopping at Yankton, this summer, you will, just before you enter town from the northwest on the Milwaukee Road, go through the center of one of our peony fields. This field consists of 20 acres of the real fancy varieties and it is the show place of the whole country. We want you to watch for it from the right-hand side of the train as you come in. Just to the west of the peony field and adjoining it are more than 200 acres of our nursery ground.

The field of peonies by the railroad track is only one of our many fields; we believe we have the greatest assortment and the greatest acreage of peonies of any one, and we have all of the varieties that are worth while.

Peonies may be planted either in September and October, or in the springtime, as you prefer, and should be planted liberally by everyone. Plant them in beds, rows or single specimen plants, and you will be surprised and gratified with the results. I cannot speak too highly or urge too hard that you plant peonies in quantities. Get an assortment of varieties, something that will cover the entire season with its wealth of colors.

As your train rushes through this peony field, and the eye passes from one variety and color to the next, you get that kaleidoscopic effect that is so pleasing, and you only wish the train would stop long enough so that you could gather arms full of these monstrous, beautiful fragrant flowers, and we want to assure you that you would be welcome to them.

The peony is one of the hardiest of the flowers. It will stand more grief and come out smiling, than almost any other plant or shrub. Their requirements are simple—the rich soil, the sunlight for best results, but will do wonderfully well in partial shade. When planted in the shade they should be staked, as they are apt to grow too tall. Then when the immense flower opens it lends the stalk to the ground and you lose the beauty of it. Once planted, they increase in beauty each year. Plant them so that the crowns or buds are covered with 2½ inches of soil, press the soil firmly about them, keep the weeds and grass away from the growing plants, and you will have a wealth of flowers equal to or more beautiful than the finest roses, fragrant, and for cut flower purposes will keep from a few to 15 days in water.

We send out only the strongest of the field grown plants, 3 to 5 eyes. We are not asking the real fancy prices that some do for peonies, but are offering them at the right prices, so that everyone should be able to have and enjoy this, the most beautiful of the flowers.



A FAIR VISITOR IN OUR PEONY FIELD



VISITORS IN THE PEONY FIELDS. GEO. W. BROCK FAMILY AND FRIENDS OF SIOUX CITY, IOWA

Trial Ground Mixtures

On Page 119 we tell you of the "trial ground mixtures," and I want to impress on you the value of that particular lot of peony. All of the new ones, most of the old ones tried out and no matter what the results they all go into this mixture. Just a few plants of each—some worth many dollars—all

good enough to produce a mass of the beautiful flowers and unless you are a Peony expert you would think them all "best." Price: Collection No. 1, 5 plants, \$1.25; Collection No. 2, 10 plants, \$2.25; Collection No. 3, 25 plants, \$5.50; Collection No. 4, 50 plants, \$9.50.

Mrs. M. J. Shea, Barnard, Vt. December 3, 1924.

Received the peony roots from you some time ago and I am perfectly satisfied with them as they are large, strong plants.

John Birgland, McCallsburg, Ia. April 14, 1925.

Received our order, and thank you very much. We certainly appreciate the nice Peony root and are very grateful to you.

THE 1925 PEONY WEDDINGS

The 1925 Peony Weddings were, of necessity, declared off. The immense fields of peonies threw their heads above the ground earlier than usual in the spring of 1925 and bade fair to produce the greatest crop of beautiful flowers ever, but cold spells followed in rapid succession, temperature getting as low as 20 above zero several times in May and after the buds had formed. This killed the millions of flowers that were nearly out and the entire fields produced but a few hundred imperfect flowers. They have gained strength, however, for the 1926 crop and we again pronounce that we are open for entries in the Matrimonial game for the latter part of May or early June, 1926.

Many entries were cancelled in 1925 but two couples insisted on being married on the Gurney property and Joe Stiefvater and Bernice J. Dwinell were married in our office at 1:30 P. M., May 26, 1925. Later, June 17, Wm. Arndt, Merrill, Iowa, and Miss Marguerite Classen of Wausa, Nebraska, were married in the nursery. I reproduce a photograph of this couple and regret very much that we do not have one of the first that we might reproduce both of them.

The best wishes of all of the Gurney people and the entire community go with these newlyweds.

Do not be afraid to make your entries. These weddings are a feature of peony week in the Gurney nurseries and are handled as nicely as any church wedding could be.

Hattie E. Wilson, Argyle, Minn. Nov. 27, 1925.

I received the Peonies ordered from you yesterday, planted them right away and they are the nicest roots I have ever planted. Thanking you for your promptness



A Nationally Famous Event!

Each year the month of June beckons flower lovers from all corners of the country to Yankton, S. D., where peonies and brides blossom forth to share the honors of "Peony Festival Week." This famous annual event has become a Gurney institution—in other words, a standing invitation to the public to share the beauty of Gurney Peonies and the merriment of a peony wedding festival.

The House of Gurney raises millions of peonies—among them many rare varieties. Every summer, field upon field of gorgeous blossoms toss their array of colors and their infinite fragrance before admiring audiences. And in the midst of this arena of bloom, on a sunshiny June day during "Peony Festival Week," brides and grooms exchange vows and receive the good wishes of the thousands who witness the happy ceremony.

Some time—better make it 1926—plan to arrive in Yankton while "Peony Festival Week" is on! The House of Gurney welcomes you!



Peony Wedding An Annual Affair

The Gurney Seed & Nursery Company's peony week and annual peony wedding have been commented on all over the United States. Pictures of the peony field, the crowds and the wedded couples have been used in Sunday colored supplements of the largest papers in the United States and always commented on in the nicest way.

We want at least a triple wedding for the peony fields in 1926. We furnish the Minister, the music, the flower girls, the flowers, and make your stay in Yankton just as pleasant as we can. If you have an idea of getting married make it a peony wedding, part of the wedding trip to Yankton, the city that appreciates and takes care of its guests.

This is a personally written page and is an invitation from Mrs. Gurney and myself that the brides come direct to our home on their arrival in Yankton where they will be entertained as our guest during their stay. You are cordially invited. Mr. and Mrs. D. B. Gurney.



The Flower Girls. The Brides and Grooms. Their Parents and a part of the Crowd. More than 6,000 People Witnessed this Beautiful Ceremony

Eight new Varieties of High-Class Apples and Crabs

On the opposite page, we are showing in colors these new apples and crabs—many of them never offered before; others offered by us possibly for the last two or three years; all of them equal to or better than, earlier varieties of the same season. Most of them produced in a scientific way by Professor Hansen of the South Dakota station; others, by the Minnesota station and two of our own introduction. These varieties have all been given a thorough try-out in our Trial Ground Orchards and above all else, they have proven hardier than other trees.

In order to enhance this hardiness, we have grafted or budded them on the Pyrus Baccata root of Siberia. An apple tree cannot be any hardier than the root. If the root is killed, the trees dies and root-killing has destroyed millions of trees in bearing orchards after people have gone through all the labor and waiting time to produce these.

By the introduction, by ourselves, of this Siberian Baccata root, we have eliminated root-killing and now a hardy tree is assured a long and profitable life without fear or danger of the root—the vital part—failing to do its part.

These eight varieties are offered in one year old trees only. The root, however, is three years old, which gives you the most desirable root system and I consider it the most desirable tree to plant. The price of these is: **65c each; 5 for \$3.00; 10 for \$5.80; or one variety each of the eight for \$4.80; 2 collections for \$8.00.** These will be packed in the very best Gurney style and sent to you, transportation charges paid.

Caramel Apples

A seedling from mixed seed of choice, standard northern apples. One of Professor Hansen's new apples and like the others of his offered on this page, will increase the debt of the Northwest to Professor Hansen for the production of these choice fruits that can be grown where apples could not be grown before. This apple is fully medium size, 2 3/4 inches in diameter, season—early winter. Color—yellow covered with red stripes, evidently has Famuse blood. Flesh—snow-white, sweet, excellent quality. It promises to be the best winter sweet apple of the highest quality. The name "Caramel" is given because it is a sweet apple.

Anoka Apple—Introduced 1918 by Prof. Hansen at Brookings, S. D. before fruiting as South Dakota No. 2. Now given the name Anoka, a Sioux Indian word meaning "on both sides." It is a seedling of Mercer (flake) wild crab top-grafted on Duchess. This tree has borne heavily in 1918 and 1919. The fruit is two and one-half inches in diameter, round, Duchess type of coloring. Flesh white. Season, September. I am pleased with the early and heavy bearing of this variety under propagation. I believe this apple is destined to wide popularity as it bears even on young nursery trees.

In the spring of 1920 four trees of Anoka apple, one year buds on seedlings of Siberian Crab, were sent to the Experiment Station at Fargo, North Dakota. Under date of December 2, 1922, Professor A. F. Yeager, Agricultural College, Fargo, North Dakota, reports on these trees as follows:

"This spring two of the four trees blossomed, one produced 23 apples, the other 26. Practically all the fruit was set from lateral buds. Upon examination this fall it seems that all four of the Anoka apple trees have a lot of lateral fruit buds showing. The trees are not yet as high as one's head and were scarcely four feet high last spring. They began ripening about the 15th of August. The apples are medium to above medium in size, but somewhat larger than Duchess. They are oblong in character. Our specimens showed very little color. The flavor seemed to be very similar to Duchess."

This tree has proven an early bearer wherever tried out. First degree of hardiness.

Gurney's Viking

Many years ago, we had sent to us by one of our customers in the Scandinavian countries a number of apple scions. These were top-worked in the Trial Grounds Orchards and they were gradually eliminated for various causes until only one remained. We have propagated this in various ways and it has stood the test of time. It is exceptionally hardy, four or five year old wood being cut through appears in perfect condition from the white pith of the heart to the last year's growth and bark on the outside. It is a rapid-growing tree, extremely large leathery, healthy foliage and produces a fine crop of very large apples of good quality. Color, mostly deep red though partly striped over a green back ground, making it one of the most attractive apples. Season—fall. The coldest winters will not damage this tree in any way. An early bearer.

Sugar Crab

Another of Professor Hansen's introduction and offered by us for the first time. It is a very large, fine-flavored, winter-season, sweet crab. A seedling of the Antonovka. Fruit two inches in diameter, yellow with bronze flush. Flesh a rich sweet. We have fruited this in our trial orchards for a number of years and Professor Hansen also reports that he has fruited it for a considerable time. The size of the fruit has increased considerable as the tree increases in size. These are exceptionally good for crab apple preserves or a sweet apple sauce. This tree has been free from blight so far and its excellent flavor, hardiness, early bearing and quality should bring it into rapid flavor.

Haroldson

Originated on the Minnesota fruit breeding Farms and named for Mr. Haroldson who was at that time in charge. Minnesota is producing many new fruits of fine quality that are designed to assist materially in the growing of more fruit in the Northwest. This Haroldson is a winter apple of the first degree of hardiness. A good keeper and of excellent quality. It resembles, to a considerable degree, the Wealthy apple which is pre-eminent in its place as a fall apple. The Haroldson may be the winter—or the late keeping apple—with all of the Wealthy qualities of hardiness, early bearing and high quality of fruit.

Edward L. Crabb, Shoshone, Wyo. Aug. 19, 1925.

This year I planted a couple of Anoka apples. One of these had twenty-eight blossoms which I pinched off as I considered the tree too small for bearing and I wanted some additional growth for next year. It certainly is a wonder and I think that it will bear next year.

Gurney's Seedless Crab

Discovered by us in the Badlands of western South Dakota, growing back of a homestead shack and producing an abundance of crab apples about 1 1/4 inches in diameter, long-stemmed; yellow background, striped red, of high quality almost perfectly seedless crab apple. We cut hundreds of these and out of a lot found but two or three bearing a single seed. The rest were seedless and have proven to be since that time in our Trial Ground Orchards.

We made arrangements with the homesteader to secure a supply of scions and we have propagated this as rapidly as possible. It has proven perfectly hardy, a heavy annual bearer of high quality fruit that is especially valuable for pickles and preserves on account of it being seedless.

Dolga

Another of Professor Hansen's. A cross of something with the Pyrus Baccata. It is an oblong crab of real beauty and peculiar lemon-acid flavor—entirely different from any other crab and far superior to any other crab for jellies; producing a transparent bright-red jelly of high quality.

The color is a beautiful red, solid over the entire fruit. The tree is a thing of beauty at blooming time with its large white flowers and later with its ropes of large, dark-red fruit. At a distance, when the crabs are maturing, the trees appear to be covered with beautiful flowers. The heaviest bearing crab apple we have, and one of the first degree of hardiness.

Hopa

Originated by Professor Hansen. Small crab about 3/4 inch in diameter, excellent for jellies or pickling if a small crab is preferred. It is and recommended more as an ornamental than a fruit-growing tree although it is good for both. It is a peculiar tree in the fact that the wood is red. The inner bark brighter red, the new leaves are red and the flowers—which appear in immense clusters and masses over the entire tree—are a bright red, followed by the little crab apples—red from the time they start. These, hanging on and growing all summer, make it a real ornamental tree. The matured fruit is red to the core.

Gurney's Improved Delicious Apple

This is not a new variety of Delicious but a direct descendant of the original

apple tree that later had its name changed to **Delicious**. The description of the Delicious is almost unnecessary as it is one of the greatest market apples in existence. This has been caused, in part, by the immense amount of advertising that has been given this but mostly on account of its high quality. The fruit is large, of excellent quality, very fragrant and considered best. Skin, dark red shaded to yellow. The Delicious, under its old name, originated in Iowa more than 20 years ago and the original tree still stands, an annual bearer. It is considered of the second degree of hardiness.

The Gurney improvement, is placing it on the hardy Pyrus Baccata root, makes it possible to grow and produce Delicious much farther north of where they have been produced previously.

Add the Delicious to your order of above eight apples and crabs, adding **40c** for a single tree; **10 of them for \$3.50; 50 for \$14.00; 100 for \$26.00.** If you want a larger sized Delicious, we can furnish them at the prices in the apple section of the catalog.

GURNEY'S IMPROVED DELICIOUS APPLE



Tree Protectors

These are made of veneering about one-sixteenth of an inch thick and ten by twenty inches square. They must be soaked for a few minutes in water, then bent around the tree and secured by a string or wire. They are extremely valuable and almost a necessity as trees are ordinarily grown.

In placing them they should be nearly closed at the top to prevent mice from crawling over and getting inside. They protect from: **Borers, Mice, Rabbits, Sunscald and Bark Bursting. Price, \$1.65 per 50; \$3.00 per 10, 50c.**

Grafting Wax

This is made from the same recipe that we use at the nursery for grafting and covering scars where trees are trimmed.

This wax is to be used for all out or indoor grafting. If you are to make a success of out-door top or other kinds of grafting, you must use wax. This is the identical formula that we use in our nurseries successfully. It should also be used to cover wounds, such as barking of the tree, trunks by rabbits, covering wounds from trimming. **Put up in one pound boxes at 60c per box, postpaid; 5 lbs., \$2.00; 10 lbs., \$3.75.**

A Family Orchard

Just a few trees properly selected, planted right and cared for, producing quantities of fruit of that delicious quality that calls for more.

The Home Apple and Crab Garden Collection

*Produces Fruit
Always*

...koto, grow
...crab app
...striped in
...hundreds
...seed. These
...Trial Com

...the firm
...acid flav
...other ex
...ality.
...I see tree by
...and later sp
...are matu
...riest bear

...in diamet
...and retri
...gh it is ex
...the inner lat
...appear in in
...ed, followe
...hanging u
...atured fru

...S APPLES
...and produ
...l previou
...crabs, add
...for \$28.00
...the price is

...ch think ad
...ries in wat
...are extremel

...for gratit
...are to mak
...se was. The
...y. It char
...s by rain
...otes at 16

...d cared for
...that will



NEW HARDY APPLES AND
CRABS ON HARDY BACCATA
ROOTS, one each, eight varieties


\$4.80

TWO EACH, 8 VARIETIES, \$8.00.

- | | |
|-------------------|---------------------|
| 1 Anoka | 5 Dolga |
| 2 Carmel | 6 Hopa |
| 3 Haroldson | 7 Gurney's Seedless |
| 4 Gurney's Viking | 8 Sugar Crab |



BUCKTHORN



BARBERRY THUMBERGII



TARTARIAN HONEYSUCKLE

BUCKTHORN, 18-24 inch
\$7.75 per hundred

BARBERRY THUMBERGII,
12-18 inch, \$13.00 per hundred

TARTARIAN HONEY-
SUCKLE, 2-3 feet
\$20.00 per hundred

PURPLE LILAC, 2-3 feet
\$20.00 per hundred

SPIREA VAN HOUTTEI,
2-3 ft., \$20.00 per hundred

CARAGANA ARBORESCENS,
2-3 feet \$7.00 per hundred



"HEDGES—Properly placed are the frame of the beautiful picture 'Home.' Every homestead, whether a town lot or a large acreage, has a suitable place for one or more hedges. The kind or variety can best be determined by writing us, giving your location, size of grounds and surroundings as nearly as you can. A hedge may last a life time, so that expert advice given by us free, is necessary that you get started right. We welcome inquiries."

PURPLE LILAC



SPIREA VAN HOUTTEI



CARAGANA ARBORESCENS

Hedge Plants

The demand for good hedge plants has increased rapidly each season, especially in the older communities where they have disposed of the various unsightly fences surrounding and dividing the properties. There are so many places that hedge plants can be used, not only for beauty but for usefulness as well. We shall name a few of the plants to be used for special purposes. For the rear of the town lots the Lilacs, Honeysuckles, Russian Olives, Mulberries and Buckthorn may be used. For dividing the properties, Spirea Van Houttei, The Barberry Thunbergii and Buckthorn are excellent along either side of a drive. The other hedges offered by us may be used in many places. The variety of hedge to use depends greatly upon conditions and locations. For the north where weather conditions are very severe plant the following extensively; Buchthorn, Caragana, Russian Olives, Tartarian Honeysuckles and Lilacs.

The following hedges stand severe trimming, Buckthorn, Barberry, Caragana, Amoor River Privet, Russian Olives and Mulberries. The Tartarian Honeysuckle stands a reasonable amount of trimming. Would not advise trimming the Lilacs or Spirea Van Houttei.

In the following list of hedge plants you will find at least one suitable for any purpose. Do not fail to write us for special information. A hedge of the Barberry Thunbergii or Japanese Barberry along the lot line in front and along the lot line if you are on a corner lends a distinctiveness to your place that is appreciated by all.

Barberry Thunbergii or Japanese Barberry

Perfectly hardy, will make a dense hedge from three to four feet high that will always remain symmetrical without pruning. However, it may be pruned to almost any form. It bears large nearly round crimson berries which remain on nearly all winter. The foliage colors beautifully in autumn. It is perfectly safe to plant this Barberry as it has no connection with the rust that affects other Barberry and the grain. It is an excellent ornamental plant, and extensively used. Plant 16 to 20 inches apart.

	Each	10	50	100
7-10 Seedlings.....		\$9.90	\$ 3.25	\$ 6.00
12-18 Trans.....	25c	2.25	7.00	13.00
18-24 Trans.....	30c	2.70	10.00	19.00
2-3 ft.....	35c	3.25	15.00	26.00

Honeysuckle (Tartarian or Tree)

An excellent specimen of hedge plant. Should be planted 18 in. apart. Their fragrant blossoms in the spring and mass of bright berries make them in worth while. They may be pruned as low as three feet or will make a hedge or screen eight to ten feet high if left unpruned.



SENATOR J. B. KENDRICK'S HOME
SHERIDAN, WYOMING

Lilacs

The Lilacs in the purple and white are also easily cared for, and as a screen there is nothing better that grows the same height. It will not stand the trimming the other plants do, but is used a great deal for hedge purposes. The Lilac is too well known and its value too well known to need description here.

	Each	10	50	100
18 to 24 in.....	\$0.25	\$1.90	\$ 9.00	\$17.00
2 to 3 ft.....	.35	2.80	12.00	20.00
3 to 4 ft.....	.45	3.60	14.00	25.00
4 to 5 ft.....	.55	4.00	18.00	30.00

Russian Olive

Will make an excellent ornamental hedge, can be pruned and held to three and one-half feet tall. Perfectly hardy and is becoming very popular as a hedge plant. It seems to adapt itself to almost any condition whether hot or cold. Plant 12 inches apart.

	10	50	100	1000
6 to 12 in.....		\$1.25	\$ 2.00	\$15.00
12 to 18 in.....		2.00	3.00	26.00
18 to 24 in.....	\$0.65	2.65	4.25	33.00
2 to 3 ft.....	.85	3.25	5.00	45.00


Buckthorn

Perfectly hardy and very ornamental. Makes fine ornamental hedges. Can be trimmed to any desired shape. Plant 9 inches apart.

	Each	10	50	100
12-18.....		\$.90	\$ 3.00	\$ 5.75
18-24.....		1.40	4.00	7.75
2-3.....	15c	1.60	6.00	11.50
3-4.....	20c	1.75	8.00	13.00
4-5.....	30c	2.25	9.50	18.00

Caragana (Siberian Pea Tree)

The hardest ornamental hedge plant known. Planted extensively in Canada, North Dakota and Montana where conditions are severe. This plant also does well where conditions are more favorable. Will stand pruning, and may be pruned to two and one-half or three feet, or will make a hedge much taller. Plant 8 inches apart. 12-18 inch, 70c per 10; \$3.00 per 100; 18-24 inch, 90c per 10, \$5.00 per 100; 2-3 ft., 20c each, \$1.00 per 10, \$7.00 per 100. See forest and shade trees for additional prices.



TREE HONEYSUCKLE HEDGE

Mulberry (Russian)

Planted extensively for ornamental hedge purposes. They stand hot dry weather exceptionally well, and will stand severe pruning. Would advise the harder hedge plants for north of central Nebraska. Plant 12 inches apart. 12-18 inch, \$1.50 per 100; \$11.00 per 1,000; 18-24 inch, \$2.00 per 100; \$14.00 per 1,000; 2-3 ft., 20c each; \$1.00 per 10; \$4.00 per 100.

Privet (Amoor River North)

Hardy at Yankton. Foliage glossy green, holds its color well into late fall. Will stand shearing to any extent. This is a strictly first class ornamental hedge plant and should be planted extensively in localities where they are hardy. Plant 10 inches apart. 18-24 inch, 15c each; \$6.00 per 50; \$21.00 per 100; 12-18 inch, 10 for \$1.10; 50 for \$5.00; 100 for \$9.50; 2-3 ft., \$15.00 per 100.



DRIVEWAY INTO ONE OF OUR NURSERIES

Spirea Van Houttei

A hedge of the graceful Spirea Van Houttei dividing two properties is beautiful during the entire season, first with its glossy leaves, followed by the beautiful sprays of white flowers, then by the gentle swaying of its long slender branches and dark green foliage, makes it truly the most beautiful hedge for that purpose. It never grows high enough to be called a "Spite" fence but is enjoyed equally by those on both sides. It is often planted and cared for in partnership. Does not require trimming.

18-24 inch, \$1.75 per 10, \$7.50 per 50; 2-3 ft., 10 for \$2.00, 50 for \$10.00. **Cotoneaster Acutifolia** — Black Fruited Quinceberry. This is a new hedge plant. Was not planted extensively until about ten years ago since on account of its extremely hardiness and rapid growth. It has come into rapid favor. Beautiful dark glossy leaves and with the showy berries which it produces it is fast becoming one of the most popular hedge plants. Plant 8 to 12 inches apart. 6 to 8 in., 70c per 10, \$3.00 for 50; 10 to 12 in., \$1.00 per 10, \$5.00 per 50; 12 to 18 in., \$1.25 per 10, \$6.00 per 50.



SPIREA VAN HOUTTEI 1 YEAR AFTER PLANTING

Peony (Continued from page 113)

Ambrose Verschaffelt—Crown type with fine pink, outer petals and lighter center. Crown high, flowers of medium size. Later it turns a fine delicate pink over all. Good rich green foliage. **40c each.**

Avalanche—Crown type; late mid-season. It has taken some people a number of years to tumble to the fact that this is a first-class Peony. This magnificent variety opens like a rose bud. Color pure snow-white, with a few delicate pencillings of carmine on the edge of the central petals; very waxy and chaste; fragrant. One of the most superb Peonies, in fact it is unsurpassed by any other white Peony. The variety *Albatre* is identical with *Avalanche*. **Each 80c; per 5 \$3.50.**

Baron James de Rothschild (Guerin 1850)—Medium size, crown type. Guards and very wide crown petals, pale lilac rose narrow cream white collar petals, fragrant, vigorous, medium height, free flowering, mid-season. **Each 60c; per 5, \$2.35.**

Cherry Hill (Thurlow, 1915)—Semi-rose type; mid season. Very deep garnet, yet with a sheen which makes it especially noticeable in a collection. In young plants some stamens are usually visible. Stems long and stiff. Silver medal Massachusetts Horticultural Society and "Very highly commended" by American Peony Society. The stock of this variety is very limited. **Each \$9.50.**

Couronne d'Or (Calot, 1873)—Semi-rose type; late mid-season. This is the famous Crown of Gold. Immense, very full, imbricated ball-shaped bloom. Solid and compactly built from edge to center. Color, snow-white reflecting golden-yellow stamens that show through the petals when looking at the flower from the side. These stamens light up the whole flower with a glow that is simply indescribable and which suggests the name "Crown of Gold." **Each 75c.**

Cream Variegatis—Semi-rose type. A fine delicate pink over all, with a few dark red blotches in center. Flowers borne on long stems. **60c each.**

Delicatissima—Rose type, flowers large, profuse bloomer. Deep pink or light red over all. This is a very desirable early peony. It is noted for its hardness and profusion of bloom under all conditions. **50c each; \$2.00 per 5.**


Duchess de Nemours (Calot, 1856)—Crown type; early. Blooms several days after *Festiva Maxima*. Superb, cup-shaped, sulphur-white flowers with greenish reflex that lights up the entire flower; gradually changes to a pure snow-white without spot or blemish. In all Peonies there is nothing so exquisitely chaste and beautiful as this variety in the half open bud state. In growth it is entirely distinct, being upright and branching. Certainly a grand Peony. Fragrant. **each 70c.**

Duchess D'Orleans—A good medium-sized pink with long stems. Fragrant. Late. **Each 35c; \$1.50 per 5.**

Elizabeth Barret Browning (Grand, 1907)—Rose type. Prize Peony. Very late foliage strikingly large and glossy, a tall commanding white, equalled by none of its color. When first opening the faintest blush of the soft sea-shell pink, lower side of guard petals splashed with dark crimson and green. First row of guard petals one and a half to two and a half inches long, crimson markings on upper edges and sometimes on side of large petals inside of cup which is broad, often six to seven inches across, crimson stripes seen from lower side, corolla loosely full. A pure white of the most attractive form and quality. When in bud, of astonishingly great, cosmic grandeur and unfolding loveliness. One of the most delightfully fragrant Peonies ever created. It most closely resembles the alternating glow and shimmer of the early morning pink and red preceding aurora. It is the Queen of Peonies. **Each \$8.00.**


Elwood Pleas (Pleas, 1900)—**(Synonym Lost Treasure.**

Rose type; late mid-season. Let Mrs. Pleas describe this wonderful flower: "I claim this is my Peony King. It has the advantage of travel and notoriety, of having been sold for a higher price than any known Peony. It never fails to open six to nine huge flowers on each stem, holding them erect during rain and storm. It bears all the rivalry possible without adding a blush to its delicate beauty. Of largest size, flat, full, double, light shell-pink gradually changing more beautiful and remaining in bloom a long time." Scarce. **Each \$3.80.**



"ELWOOD PLEAS"

L'Esperance—Bomb type. Light rose color and flowers large. Fairly early. Hardy and profuse. Should be in every garden. An old favorite. **35c each.**



G. E. Ancell and Daughter, Lincoln, Kans., on their ranch covering many sections of land—customers of Gurney Seed. J. C. Gurney down there inspecting their large young orchard. J. C. says one of the best farms he was on last summer.

Euphemia—Semi-double type. Flowers very large, borne in clusters. A beautiful pink over all. The yellow stamens are interspersed among the large waxy petals. **40c each; \$1.80 per 5.**

Edulus Superba—Very large, round and fluffy flower; bright rose pink with silvery reflex and crinkled petals, giving it a most charming mottled appearance. One of the earliest and best. **Each 30c; 5 for \$1.25.**

Edouard Andre—(Mechin, 1874.) Dark velvety crimson. **70c each; \$3.00 per 5.**

Festiva (Mieliez, 1851)—Rose type; early. This is not only the finest white in existence, but many regard it as the queen of all Peonies. It combines enormous size with wondrous beauty, often seven to eight inches in diameter. Clear carmine spots on edge of center petals. The most popular Peony for cut flowers. June Rose fragrance. **Each 70c. Per 5, \$3.00.**

Festiva Maxima—Undoubtedly the finest white peony in existence. Mr. Harrison says: "This flower has reached the ultimate beyond which we cannot go. Here at the door stands *Festiva Maxima*, white as the soul of the Madonna, with now and then a blood drop, as though the iron had sometimes entered her heart. What a marvelous flower." It is a flower of wondrous beauty with clear carmine spots on center petals, of enormous size, measuring 7 or 8 inches in diameter. It has held first place in the peony world for over 60 years. **Each 50c; 5 for \$2.25.**

Frances E. Willard—Prize Peony. A perfectly formed flower. Petals of varying sizes form a very large rounded flower often having a raised cup-shaped center enclosing golden stamens. Opens an exquisite blush white with an occasional carmine touch, changing on the lawn to a pure white. As a cut flower it remains a pinkish cream. Although delicate in appearance, it is of good substance; an excellent cut flower. Altogether it is a wonderful combination of strength and delicacy; the best flower of its type yet produced. Mrs. Crawford says of it: "I cannot describe the effect fifty or more plants with from twenty to thirty big blooms had on me when I first saw them. A specimen plant on the lawn had forty to fifty blooms. Such a display of nature's colors is seldom seen." **Each \$3.40.**

Francis Ortegat—This variety was originated in 1850 and still holds a high place among many peony fanciers, producing deep crimson flowers well above the foliage. Medium to large. Strong grower. **Each 70c; 5, \$3.00.**

General Hooker—Rose type. Deep, rich red. Large flowers, profuse bloomer. Huge, full and heavy, extra fine. **85c each.**

Golden Harvest—(Rosenfeld, 1900)—A beautiful tri-colored bloom of peach-pink, golden-yellow and paper-white. Elegant. **50c each; \$2.00 per 5.**

Holland Pink—A good rich pink, above medium size, producing an immense amount of flowers on long stems. Fragrant. **50c each; \$2.00 per 5.**

Iceberg (Crown Type)—Creamy white over all. A fine early white peony. Flowers come in big clusters. **Each 55c; per 5, \$2.00.**

Iris Pleas—Pleas. Pale lilac rose, shaded white. Large, loose flat, rose type. **\$2.00.**

Jubilee—The flower is the largest size, often eight to nine inches in diameter, of the purest white when fully blown. **Each \$7.00.**

La Coquette—Guards and crown light pink, color rose-white, center flecked carmine, fragrant mid-season, produces lots of flowers. **Each, \$1.25; \$5.00 per 5.**

La Rosiere (Crousse, 1838)—Semi-double type; midseason. Large flowers in huge clusters usually of five flowers on a stem; all flowers open at one and the same time; thus a single stem makes a huge bouquet in itself. The flowers consist of several rows of large, pure white petals, the center of the flower being a large disc of golden yellow stamens, resembling a huge chalice of molten gold. The effect of the white and gold in such handsome form is both startling and entrancing. In form and effect resembles an enormous tea rose. Every woman who sees it immediately desires to possess it. **\$1.00.**

Louis Van Houtte—(Calot, 1876.)—Very fine, shapely bloom; medium to large flower; color bright violaceous-red of dazzling effect. **Each 65c.**

Le Cygne (Lemoine, 1907)


Rose Type; Mid-season—This was appropriately named when it was christened "The Swan." Those who visited the Peony show in 1908 at Paris say that Le Cygne was easily the grandest white flower that they ever beheld. With us it grows about two-thirds as tall as Festiva Maxima, with good, stiff, rigid stems; foliage the darkest green of all Peonies; buds borne in clusters. Very large, perfectly formed flowers with broad imbricated petals. Color creamy-white with a greenish luminosity at the heart, passing to a clear paper-white with age. The globular, compact type of bloom of this variety makes it easily distinguishable from all others. Unquestionably the finest of all white Peonies. Easily scores the six points of excellence. Has the true June rose fragrance. In the American Peony societies' voting contest on the newer Peonies Le Cygne, out of a possible 10, scored 9.9 receiving the highest score of all. **\$8.00.**

(Longfellow Brand, 1907)

Prize Peony—A bright crimson with a cherry tone. Perhaps the most brilliant of all the red Peonies. A circle of golden stamens surrounds the central mass of petals, while the outer petals are slightly reflexed. Its erect habit, vivid color and long season give it rare value either for home grounds or for landscape gardening on a larger scale. A fine companion for Frances Willard. Of equal height and blooming at the same time, they form a beautiful contrast. The most brilliant prize winners. **\$5.00.**

Lord Kitchener (Renault, 1916)

Rose Type; very early. — A most beautiful flower, well filled out; of a brilliant cherry-red color a most dazzling hue very free bloomer lasting well. It is the earliest of all Chinese Peonies to bloom, therefore is very valuable, said to bloom almost as early as the Officialis family of Peonies. **\$1.50**




LORD KITCHENER

Madam Calot (Mieliez 1856) Rose type; early. Large convex bloom. Hydrangea - pink, center shaded slightly darker with a somewhat sulpher-tint in the collar.

This Peony has three distinctive qualities over all other varieties. First, it blooms any and every year, never failing; second it produces more flowers than any other Peony ever introduced third; it is most fragrant of all Peonies the perfume being delicious. In the above three points Madam Calot stands pre- eminent. Then again it is the earliest light colored Peony blooming with us at Decoration Day right along with Edulis Superba. Probably the most useful all-around Peony we grow. Simply a wonder. **Each 65c; Per 5, \$3.00.**

Madam Duclé—Very large globular bloom of soft pink with silver reflex. Very free bloomer and strong grower; early. **70c each; \$3.50 per five.**



VIRGIN MARY 1.75 EACH

Marechal Vaillant—Large light red flower long stems; late. **70c each; \$3.00 per 5.**

Marie Jacquin—What shall we say of this large, glorious flower. Color glossy rosy-white, with rose tinge on buds with a great wealth of golden-yellow stamens in the center which give it a very chaste and elegant appearance. When first planted the blooms come single, but after becoming established it is semi-double. The flowers of this charming variety suggest our native white Water Lily, fragrance very rich and languorous. **Each 55c; \$2.00 per 5.**

Mary Halley—Bomb type. Flowers large, a deep crimson over all. Sbowy. An extra good bloomer. **40c each; \$1.80 per 5.**

Mary Brand (Brand, 1907)

Prize Peony—A vivid crimson with a silky sheen that gives it a wonderful brilliance. The golden stamens are scattered through the center of irregularly fringed petals. The description of an individual flower gives but a slight idea of the beauty of the growing plant. The single flowers are often immense many of the strong stems bear three or four large blossoms. The plant which is of medium height, is often a mass of crimson bloom. Probably the best dark red Peony in cultivation, for lasting effects as a cut flower as well as in the garden. **\$3.00.**

Marie Lemoine—Rose type, very late. The flowers are enormous and massive, often eight to ten inches across. Color, ivory white with occasional narrow carmine tracing on edge of some petals. The gigantic blooms come very late on stout, erect stems, standing well above the foliage. A sort the peony enthusiast raves over, and well be may. **90c each.**

Marie Sloan—Full deep rose, lighter shading towards the tips. Early and profuse bloomer. Good and sbowy, producing a grand water lily effect. **40c each; 5 for \$1.80.**

Mrs. Douglas—Crown type. Flowers large. Shell pink, the inner petals a fine cream color. Center or crown, pure white, blotched here and there with a deep claret or wine color. **50c each; 5 for \$2.00.**



MONSIEUR MARTIN CAHUZAC

Monsieur Martin Cahuzac (Dessert, 1899)

Semi-rose type; mid-season. Large, full, massive, well formed flowers; a perfect solid ball of deep maroon with garnet hues and brilliant black luster. Some claim the darkest Peony in existence; good, erect habit; free bloomer. In great demand by those who are making collections to include all shades, and want the extremes. A variety of surpassing merit. Extraordinary. This is an entirely different shade of maroon from that of Midnight. They are both marvelous varieties. **\$2.70.**

Monsieur Krelage (Crousse 1883)—Semi-rose type; late mid-season. Deep currant or solferino-red with amaranthine center. The French hybridists evidently spilled their paint pot after producing this superb variety, as there is nothing in Peonies of its color. Large flat flowers as big as a plate. Perfect in outline. Grand in every way. **Each 95c; Per 5, \$4.50.**




FLOWER GIRLS AT PEONY WEDDING

- Nigracans** — Beautiful dark red, producing flowers well above foliage. Fragrant. A high class flower. **Each, \$1.25; per 5, \$5.00.**
- Officinalis Rubra** — A large round bloom of vivid crimson, this is the old deep bright red Peony of the old time garden. — Earliest of all good Peonies. Very desirable on Decoration Day. The red "Piney" of our Grandmothers gardens. As good as the new varieties and earlier. Nothing to take its place. **Each \$1.00**
- Plentiful** — Anemone type. Pink petals; profuse bloomer. Early and fine. A great show when the plant is in bloom. It truly suggests its name, "Plentiful." **Each, 40c.**
- Paganini** — Crown type. Mid-season. Clear bright pink center ligulated salmon with lily rose tuft. **Each, 60c; per 5, \$2.75.**
- Reine Victoria** — Bomb to crown type. Fine pink over all with darker blotches in center and also some lighter tufts. **Each, 45c.**

Sarah Bernhardt

"The Divine Sarah" (Lemoine, 1905) — Semi-rose type; late mid-season. The strongest growing of all Peonies without exception; flowers of remarkable size and freshness in huge clusters, full and double, of unusual perfection of form; extremely large petals that are imbricated, twisted and fimbriated; color apple blossom - pink with each petal silver tipped, giving the appearance of a distinct border of pure white; fragrance agreeable

and penetrating; magnificent. Do not confound this with Dessert's Sarah Bernhardt. This is distinct from all other Peonies. Easily scores the six points of excellence. M. Westland says: "I wish all Peonies were like Sarah Bernhardt. It always blooms. It is the queen of all. It has no faults." **\$2.50.**



EDULUS SUPERBA EACH 30c

Solange (Lemoine, 1907) — Rose type; mid-season. Simply a marvelous flower, and it is really difficult to speak in temperate terms of its wondrous beauty. This Peony without exception is the most unique color of all varieties, having the Havana-brown color more pronounced than in the other two sorts that possess this shade. We would say a reddish-brown. Full, globular flowers with a compact crested tuft in the center. Color rare and indefinable, deep orange-salmon or Havana-brown at the heart overlaid with a delicate, tender reddish-brown. A variety that is both certainly bewitching and sweet. Easily scores the six points of excellence. **\$5.00.**

Solfatare (Calot, 1861) — Guard petals snow-white; center sulphur-yellow, changing as the flower ages to pure white; all the petals are wide. This we consider an extra fine peony. **Each, 40c.**

Terry's Yellow — Outer petals cream, center yellow fading to lighter yellow. This is the nearest yellow of any peony on the market. **Each, 60c; 5 for \$2.75.**

Tri-Color Grandiflora — See color picture. This variety produces a medium to above medium size globular flower. Each stem bears one or more beautiful three colored blooms. One of the best varieties. **Each, 65c; 5, \$3.00.**

Therese (Dessert, 1904) — Rose type; mid-season. This is a queen amongst queens, a veritable bell. One cannot say too much in praise of this variety. Color rich satiny-pink with glossy reflex of enormous size. Mr. A. P. Saunders, writing about the recent New York Show, says: "As for Therese well, when you see a bloom down the table and think to yourself there is something really grand, "it is almost always Therese." In the voting contest, out of a possible ten, Therese scored 9.8, being

beaten only by Le Cygne with 9.9. **\$5.50.**

Victor — Deep pink very solid color; crown type; good stems; mid-season. **Each, 50c; 5, \$2.20.**

- 245 Venus (Kelway, 1838)** — A delicate shell-pink; extra for cut flowers. **Each, 70c.**
- Virgin Mary** — Most beautiful white flaked with red. Rose type. **Each, \$1.75; 5 for \$6.75.**
- William McKinley** — Crown type; guards open, shell pink fading to purest white; center purest ivory white; mid-season. Above medium size. A fine medium priced white peony. **Each, 60c; 5 for \$2.75.**
- Youth and Beauty** — Crown type. A large and magnificent flower of a delightful pure delicate pink. **Each, 45c; 5 for \$2.00.**

Single Varieties Peonies

- Single Pink** — Rich pink, large; early and profuse. **25c each.**
- White** — Pure white and large, early and profuse. **25c each.**
- Single Red** — Large and beautiful, showy; early; long stem. **25c each.**

Our Trial Ground Mixture

In our trial grounds we try out thousands of different varieties of bulbs plants and trees, just a few each of all the varieties that we grow and are really the choicest of anything in the nursery. At the end of each season these are dug and placed in our trial ground mixture and this season we are keeping them out of the mixture and are going to offer them to our customers at low prices, so you may have a lot of flowers specially at a reasonable price and get the very best.

- Collection No. 1 — 5 plants.....\$1.25
- Collection No. 2 — 10 plants..... 2.25
- Collection No. 3 — 25 plants..... 5.50
- Collection No. 4 — 50 plants..... 0.50

Special prices on our Trial Ground Mixture of Peonies to cemetery associations, Park Boards, and other organizations who wish to purchase these to improve their Church Property, or City.

We will furnish 100 of our Trial Ground Mixture of peonies at a special price of \$14.00 per hundred. These must be ordered by one of the officers of the organization in order to get these special prices. A full 100 must be ordered to get these special prices.

Mrs. Wm. Giesener, Bird Island, Minn. January 26, 1925.

Thanks very much for the \$10.00 which you sent me as first prize for the largest pumpkin. I am pleased to get this and I have always found Gurney seeds are reliable.

I am sending you under separate cover Globe onion and Bugless potatoes. Also enclosing certificate that I produced 66 Table Queen squash from one vine. They were all fine and I sold them at a good price to one man.

This has been a poor year for garden stuff, but I really had a better garden than usual — all from Gurney seed.



Gladiolus — Superior Varieties

Most satisfactory summer flowering bulbs needing so little attention and thriving as well in almost any soil. The bulbs should be set from three to six inches apart in rows, or, for massing, six inches apart and about four inches deep. Our list is a selection of the cream of hundreds of varieties which are grown on our own farm under our own supervision.

America—Beautiful, soft flesh-pink, faintly tinged with lavender. Spikes develop very evenly and to unusual length, sometimes with two or three branches. A magnificent cut flower. It took the flower-loving world by storm when first introduced and holds undisputed first place among all Gladioli with unabated popularity. **7c each; 50c per doz.; \$3.00 per 100.**

Caron Hulot—Rich deep indigo blue or purple. This is entirely distinct in color from all other gladioli. **9c each; 12 for 90c.**

Chicago White—A fine white variety with lavender stripes on lower petals. From seven to eight flowers open at one time. **7c each; 50c per doz.; \$3.50 per 100.**

Cracker Jack—Dark red, throat spotted with maroon. **8c each; 50c per doz.; \$3.00 per 100.**

Canary Bird—Large flowers of a beautiful canary color. **8c each; per 10, 70c.**

Flora—Light pink with white center. **13c each.**

Crimson Glow—The color is of a glowing crimson scarlet, massive spikes and flowers of large size; a strong vigorous grower. **13c each; \$1.00 per 10.**

Empress of India—(See colored description, page 99.) Rich dark maroon, almost black, the darkest colored Gladiolus we know. **7c each; per 10; 80c; 50, \$3.25.**

Goliath—A very strong grower with splendid spikes of large, well expanded flowers of a very rich amaranth red; one of the very best dark varieties. **13c each; \$1.00 per 10.**

Glory of Holland—A beautiful variety; white with light lilac markings in throat; flowers large and well placed on good-sized spikes. **8c each; per 10, 70c.**

Golden Measure—Tall and vigorous spike with many large, dark orange, yellow flowers. **13c each; doz. \$1.75.**

Halley—Delicate salmon-pink, slightly roseate, the lower petals showing a creamy blotch bisected by a red stripe. One of the earliest to bloom. **7c each; 65c per doz.; \$3.75 per 100.**

Herada—Blooms of immense size on tall straight spikes; color, pure mauve, glistening and clear with deeper markings in the throat. An unusual color and very effective as a cut flower. **10c each; doz. \$1.00.**

Lily Lehman—Blush white, tinged with pink; large frilled flowers arranged around the stem like water lilies. **13c each; \$1.00 per 10.**

Mrs. Frank Pendleton—All experts agree that this is one of the finest varieties yet introduced. Large size borne on straight spikes, a lovely salmon pink with brilliant deep red blotches in the throat. A color combination rivaling any of the finest orchids. **10c each; 90c per doz.; \$5.75 per 100.**

Mrs. Francis King—A fine strong growing variety with large spikes of showy flowers. Color a bright shade of pure scarlet. **8c each; 50c per doz.; \$3.50 per 100.**

Pomona—A new derivation from America, which is more deeply pink and a trifle larger than its parent. Without a doubt the one finest pink Gladiolus. **10c each; 70c per doz.; \$4.00 per 100.**

Peace—Immense pure white flowers with a touch of carmine in the lower petals, borne on long graceful spikes. Beautiful and exceedingly fine. **8c each; 12 for 90c.**

Pink Beauty—Rose pink with dark blotch. Very early. **12c each; \$1.00 per doz.; \$5.00 per 100.**

Pink Perfection—Daintily formed, very large flowers of apple blossom pink. **Each, 10c; per doz., 90c; \$5.00 per 100.**

Prince of Wales—Beautiful salmon-orange; large flowers; an early flowering sort. **12c each.**

Schwaben—See colored description, page 99. Extremely showy both as a cut flower and a bedder. The color is pure canary yellow shaded sulphur, the golden yellow throat slightly bloched with dull carmine, but so deep as not to interfere with the all-yellow general effect. Flower spikes are tall and strong, numerous and well set with perfect flowers. Its characteristic branching habit keeps this variety in bloom unusually long. See cover. **Each 7c. Per 10, 55c; per 50, \$3.25.**

Var—See colored description page 99. Deep blood red, shaded crimson-black. Very tall and conspicuous. The best Gladiolus of this beautiful shade of red. Try it. **Each 10c; per 10, 75c; 50, \$3.00.**

White Wigman—Large wide open flower, bloom blush tint with long bright red tulip blotch on lower petal; spike of graceful habit, and the effect of the crimson on the cream petal is most pleasing. **8c each; 75c per doz.**

White Hybrids—Composed of a good mixture of blue shades. **Each 10c; per 10, 90c.**

Primulinus Hybrid Gladiolus—These were originally introduced from South Africa but have been wonderfully improved by crossing with choice garden varieties. They are quite distant from the usual run of Gladiolus. The Orchid-like flowers are borne on slender, long spikes. The range of color is brilliant and beautiful. Planted in groups they make a wonderful display in the garden. For cut flowers their wonderful coloring shows to best advantage.

Mixed Primulinus—Fine mixture of all colors. **10 for 40c; 85 c per 25; \$1.60 per 50.**

The Gladiolus Trial Ground Mixtures

This is composed of practically every Gladiolus that grows. They were in lots of from just a few bulbs up to hundreds of some varieties, all grown into beautiful bulbs and placed in the trial ground mixture. These will run through all the colors of the Gladioli: Blue, purple, lavender, pink, white, red, cream, in fact, any color that Gladioli produces. We are going to make you a price on these that will make you want to plant 100 and you surely should do it. If you do not, you are certainly missing an opportunity. **Per 10, 35c; 25 for 75c; 50 for \$1.50; 100 for \$2.25; 500, \$11.00; 1,000, \$19.85.**

The Latest Varieties of Merit

New varieties are being offered each season, we have selected the following for their exceptional merit and advise that for the price asked you cannot duplicate these values.

Alice Tipiady—The Queen of the Primulinus type. Large, open flowers gracefully placed on very long stems. A soft coppery bronze shaded buff. In color, texture, and beauty it is unsurpassed. Plant medium tall with long, slender flower spike. **Each, 10c; doz., \$1.00.**

Anna Eberius—Flowers large, slightly ruffled, of a striking magenta or plum color with deeper shading in center; no other Gladioli like it. A fine spike with many flowers open at the same time. Dwarf, of strong growth. This is a real beauty. **Each, 15c; doz., \$1.50.**

Arizona—A new and one of the most fascinating varieties; long spikes of large flowers; color dark pink with maroon markings on lower petals. **8c each; per 10, 70c.**

Evelyn Kirtland—Tall and stately; flowers fairly sparkling with a characteristic lustre, and joyous color tones. Rosy pink, darker at edges and dimming to shell-pink at center, brilliant scarlet blotches on lower petals. **Each, 8c; per 10, 70c; per 100, \$6.50.**

Fairfax—Solid magenta, lip and throat light yellow with a deep magenta spot. Strong, vigorous grower. **Each, 10c; per 10, 55c.**

George Paul—Beautiful, vigorous growing dark red. **Each, 10c; per 10, 80c; per 100, \$6.00.**

Gretchen Zang (Austin)—Large, sparkling blooms of soft pink. A winner at all Flower Shows. **Each, 10c; per 10, 60c; per 100, \$5.50.**

Kunderdii Glory—(1907) Beautiful creamy apricot with light tint of pink, and fine markings of red on lower petals. Can be grown over five feet tall with high culture. It has received many certificates and awards, is known all over the world. Ruffled variety. **10c each. \$1.00 per 10.**

Lily White—A fine pure white; early, large and free. **Each, 10c; per 10, 70c; per 100, \$6.50.**

Louise—The Giant Orchid-Gladioli. Largest flowered of all, the blooms measure 6 inches or more across and resemble the finest orchids. A lovely and delicate shade of bright lavender, lighter toward the center; a blotch of velvety maroon down the lower petal. Of dwarf growth; long, heavy spike. Blooms medium late. **Each, 18c; doz., \$1.70.**

Marshal Foch (1922)—One of the sensations at the American Gladiolus Society and wherever shown at the big exhibitions. Many giant flowers open at a time on very strong stem and plant. Color of finest salmon pink. Almost self color. **12c each; per 10, \$1.00; per 50, \$4.00.**

Orange Glory—(1915) Kunderdii Glory type. Grand orange colored, with lighter throat. A very rich and striking color. Beautiful and distinct. Ruffled variety. **20c each, \$2.00 per doz.**



AMERICA GLADIOLUS

America gladiolus are tall and strong, numerous and well set with perfect flowers. Its characteristic branching habit keeps this variety in bloom unusually long. See cover. **Each 7c.**

Per 10, 55c; per 50, \$3.25.

Var—See colored description page 99. Deep blood red, shaded crimson-black. Very tall and conspicuous. The best Gladiolus of this beautiful shade of red. Try it. **Each 10c; per 10, 75c; 50, \$3.00.**

White Wigman—Large wide open flower, bloom blush tint with long bright red tulip blotch on lower petal; spike of graceful habit, and the effect of the crimson on the cream petal is most pleasing. **8c each; 75c per doz.**

White Hybrids—Composed of a good mixture of blue shades. **Each 10c; per 10, 90c.**

Primulinus Hybrid Gladiolus—These were originally introduced from South Africa but have been wonderfully improved by crossing with choice garden varieties. They are quite distant from the usual run of Gladiolus. The Orchid-like flowers are borne on slender, long spikes. The range of color is brilliant and beautiful. Planted in groups they make a wonderful display in the garden. For cut flowers their wonderful coloring shows to best advantage.

Mixed Primulinus—Fine mixture of all colors. **10 for 40c; 85 c per 25; \$1.60 per 50.**

The Gladiolus Trial Ground Mixtures

This is composed of practically every Gladiolus that grows. They were in lots of from just a few bulbs up to hundreds of some varieties, all grown into beautiful bulbs and placed in the trial ground mixture. These will run through all the colors of the Gladioli: Blue, purple, lavender, pink, white, red, cream, in fact, any color that Gladioli produces. We are going to make you a price on these that will make you want to plant 100 and you surely should do it. If you do not, you are certainly missing an opportunity. **Per 10, 35c; 25 for 75c; 50 for \$1.50; 100 for \$2.25; 500, \$11.00; 1,000, \$19.85.**

The Latest Varieties of Merit

New varieties are being offered each season, we have selected the following for their exceptional merit and advise that for the price asked you cannot duplicate these values.

Alice Tipiady—The Queen of the Primulinus type. Large, open flowers gracefully placed on very long stems. A soft coppery bronze shaded buff. In color, texture, and beauty it is unsurpassed. Plant medium tall with long, slender flower spike. **Each, 10c; doz., \$1.00.**

Anna Eberius—Flowers large, slightly ruffled, of a striking magenta or plum color with deeper shading in center; no other Gladioli like it. A fine spike with many flowers open at the same time. Dwarf, of strong growth. This is a real beauty. **Each, 15c; doz., \$1.50.**

Arizona—A new and one of the most fascinating varieties; long spikes of large flowers; color dark pink with maroon markings on lower petals. **8c each; per 10, 70c.**

Evelyn Kirtland—Tall and stately; flowers fairly sparkling with a characteristic lustre, and joyous color tones. Rosy pink, darker at edges and dimming to shell-pink at center, brilliant scarlet blotches on lower petals. **Each, 8c; per 10, 70c; per 100, \$6.50.**

Fairfax—Solid magenta, lip and throat light yellow with a deep magenta spot. Strong, vigorous grower. **Each, 10c; per 10, 55c.**

George Paul—Beautiful, vigorous growing dark red. **Each, 10c; per 10, 80c; per 100, \$6.00.**

Gretchen Zang (Austin)—Large, sparkling blooms of soft pink. A winner at all Flower Shows. **Each, 10c; per 10, 60c; per 100, \$5.50.**

Kunderdii Glory—(1907) Beautiful creamy apricot with light tint of pink, and fine markings of red on lower petals. Can be grown over five feet tall with high culture. It has received many certificates and awards, is known all over the world. Ruffled variety. **10c each. \$1.00 per 10.**

Lily White—A fine pure white; early, large and free. **Each, 10c; per 10, 70c; per 100, \$6.50.**

Louise—The Giant Orchid-Gladioli. Largest flowered of all, the blooms measure 6 inches or more across and resemble the finest orchids. A lovely and delicate shade of bright lavender, lighter toward the center; a blotch of velvety maroon down the lower petal. Of dwarf growth; long, heavy spike. Blooms medium late. **Each, 18c; doz., \$1.70.**

Marshal Foch (1922)—One of the sensations at the American Gladiolus Society and wherever shown at the big exhibitions. Many giant flowers open at a time on very strong stem and plant. Color of finest salmon pink. Almost self color. **12c each; per 10, \$1.00; per 50, \$4.00.**

Orange Glory—(1915) Kunderdii Glory type. Grand orange colored, with lighter throat. A very rich and striking color. Beautiful and distinct. Ruffled variety. **20c each, \$2.00 per doz.**



MRS. FRANK PENDLETON



MRS. BOWEN TUFTS

Peony-Flowered Dahlias

Aurore. *New Holland Peony-flowered Dahlia*—In this new importation I have secured the finest in this class in the Autumn tints. The flowers are of very large size, produced on long stiff stems, well above the foliage. In color, a very deep rich orange, a shade that attracted considerable attention at the Fall exhibitions. The plants are tall and sturdy, producing their blossoms abundantly. **45c each.**

Ellen E. Kelley—(Alexander.) *New Duplex Seedling*.—A long-stemmed free-flowering golden-yellow variety. This variety is highly recommended having all the good qualities of the Dahlia. **50 cents.**


Cardinal. *New Holland Peony-flowered Dahlia*—A very large flower of a gorgeous maroon-purple. The stems are unusually good, being long and very strong, producing the flowers well above the foliage. **50 cents.**

Mrs. Bowen Tufts—*Alexander's Gigantic Peony-flowered Seedling*.—Named expressly for and by permission of Mrs. Bowen Tufts of Boston and Allerton, Mass. This creation is the finest of my new Peony-flowered Dahlias, having gigantic, deep rosy-purple blossoms, which are produced well above the foliage upon long, graceful stems. **25 cents.**

Reisen Edelweiss (Peony)—Attractive pure white, long pointed petals. **Each, 40c.**

Salvator (Hornsveld)—*New Holland Peony-flowered Dahlia*. Deep rose-pink blossoms, plants of medium height, and edges of petals are of a curling nature, giving the flower an entirely original appearance. **Each, 25c.**

Zeppelin (Hornsveld)—*Holland Peony-flowered Dahlia*. The incomparable delicacy of this variety has excited great comment. The color is the most beautiful shade of mauve—a very fascinating color. The perfection in form of this variety is one of its greatest features. Award of Merit. Very abundant flowering. **Each, 40c.**



FRANK A. WALKER

Dahlias

No garden is complete without a show of the brilliant and stately flowers, and nothing gives greater return for so little money and care. We have a fine stock of the best varieties and are offering them at very low prices.

Decorative Dahlias

Clifford W. Bruton—A large canary-yellow. **Each, 20c.**

Dolly or Sylvia—White edge pink. **Each 15c; per 5, 60c.**

Frank A. Walker—*Alexander's Decorative Seedling*—Expressly named for Mr. Frank A. Walker, of Stoneham, Mass., in compliment to his intense love of Dahlias. A charming shade of deep lavender-pink. For garden decoration or for cut flowers this variety is exceptionally good, having long stems and producing flowers in great abundance. This Dahlia should be in every garden. **Each, 25c; per 5, \$1.00.**

Golden West—Large, heavy rich yellow. **Each, 30c; 5 for \$1.25.**

Jack Rose—(Peacock.) The identical shade of the rose with the same name. This variety is exceedingly free, carrying fairly large flowers on very erect stems in great abundance; flowers early, and during the hot weather the color is likely to burn somewhat. **Each, 20c; per 5, 80c.**

Mrs. Hartong—Deep orange, tipped pinkish-white. **25 cents.**

Mina Burgle—This is the popular California cut flower variety. It is one of the freest flowering decorative varieties; thirty large, perfect open flowers on one plant at a time being not unusual; in color a rich luminous dark scarlet, splendid stems. **Each, 30c.**

Pink Jack Rose—Identical with the well known variety, Jack Rose, excepting in color which is clear pink. **35 cents.**

Princess Juliana (Hornsveld).—*Splendid Holland Decorative Dahlia*. It is perfect as an exhibition flower, ideal for garden decoration and unsurpassed for cutting. Holland Dahlia specialists claim this the finest White Decorative Dahlia for cut-flower purposes, and also the best flowering. Received the Holland Dahlia Society's First-Class Certificate. **Each, 25c.**

Puritan—White, edged pink. **Each, 25c.**

Sylvia—Soft, pleasing mauve pink, changing to white in the center; fine cut flower, good garden variety. Medium size, 3 to 4 feet. **Each, 25c; 5 for \$1.00.**

Wilhelm Miller—Very brilliant purple. This is a fine variety of the Decorative type. **Each, 25c.**

Zula—Decorative, small, dark maroon. Almost black, very attractive. **25c each.**

Thonete Trane, Fargo, N. D., June 18, 1925.—

The enclosed pictures are of Dahlias raised by my sister from bulbs purchased from your Company. These pictures were taken on the 28th day of October in 1924, and are remarkable on account of the lateness of the season. You will note the immense number of beautiful flowers open and also the bare trees in the background.



Pompon Dahlias

Amber Queen—Rich, clear amber, shaded apricot. **25c each.**
Catherine—Primrose yellow. **25c each; 5, \$1.05.**
Fascination—Pink and lavender, blotched white.
Bonnie—White rosy center. **25c each; 5 for \$1.00.**
Raphael—Very dark maroon of extra fine form. **15c each.**
Snow Clad—Small white. **25c each.**

Cactus Dahlia

Country Girl—Base of petals golden yellow, suffused with salmon rose. Flowers very large and perfect in form. **35c**
Earl of Pembroke—(Hybrid.) Bright plum color; large bold flower. **25c.**

J. H. Jackson (Vernon & Barnard) (Straight)—The finest black Cactus Dahlia in existence. An exceptionally satisfactory all-around Dahlia one of the most prominent for garden decoration, superb as a cut-flower variety and equally good as an exhibition flower. Color, a perfectly gorgeous



"BORNIE POMPON"

deep velvety blackish-maroon. Gigantic in size. Every Dahlia lover should grow this variety. **20c each; 80c per 5.**

Libelle (Straight)—Clear, deep rose-purple. **25c each.**
White Spider—A most beautiful, pure white long, narrow, twisted petal. A most beautiful formation, fine for cutting. **Each, 35c; 5 for \$1.25.**

Show Dahlias

A. D. Livoni—Beautiful soft pink. Well formed flowers with long stems. Perfectly round, ball-shaped flowers, each petal being very tightly quilled and arranged in exact regularity. Free flowering. **35c. each.**

American Beauty—The flowers are of gigantic size and are produced on long, heavy stems, well above the foliage. The color of this acquisition is a gorgeous wine-crimson. **35c.**

Arabella—Sulphur-yellow, tipped pinkish-white. **25c. each.**
Cuban Giant—Dark velvety crimson; flowers ball-shaped and very attractive. **20c each; 80c per 5.**

Lizzie McKullough—Tall bronze show Dahlia, petals tipped red. Stems medium long. Stands well to the head of the list among Show Dahlias. **25c each; \$1.00 per 5.**

Lucy Foucette—Yellow tipped Carmine. A beauty. **15c each; 60c per 5.**


Miss Helen Hollis (Gigantic Scarlet Show Dahlia)—A sensational wonder and undoubtedly the largest and best deep scarlet Show Dahlia in existence. Blossoms are on long, stiff stems, well above the foliage. Plant extremely sturdy and produces very luxuriant foliage. This acquisition can be highly recommended. **40c each.**

Princess Victoria—Yellow show. Excellent and dependable Dahlia. **Each 25c.**

Red Hussar—A clear, cardinal red, good stems and a free bloomer. **25c each.**

Robert Broomfield—Pure white. Tall grower. **25c each.**

Stradella. Alexander's Seedling—Beautiful, deep purple-crimson. Exceptionally free-flowering. Stems long and wiry. One of the finest to date. **25c each.**



"ROSE PINK CENTURY"

Single Dahlia

Aubright Beauty—A seedling named and originated by one of my customers and thru his kindness I have the pleasure of introducing it. A pure, waxy white variety. **25c.**

Eckford Century—(Peacock.) One of the largest of the single varieties. Pure white, streaked and dotted purple-crimson. **35c.**

Rose Pink Century—(Peacock.) A rose pink shaded. A very large variety and without doubt the best of its color. **25c.**

Trial Ground Mixture

Good, strong South Dakota grown bulbs producing immense flowers in every shade produced by the Dahlias. You will find in this mixture the best of the **Cactus, Show, Peony, Flowered**, and all of the Dahlia family. **Each, 15c; 1 doz., \$1.00; 25, \$2.00; 50, \$3.85.**

Vivian (Alexander)—A great favorite which received the admiration of everyone who saw its wonderful flowers, the color being white, effectively edged rose-violet. An extremely wonderful blending of color possessed only by the rare novelties. One of our champions and a variety worthy of the highest words of praise. **25c each.**



"COUNTRY GIRL"

J. H. Jackson, White Spider, Ear of Pembroke. The Four for \$1.00

John J. Hayes, Rapid City, S. D.

I am sending you a picture of myself by the row of dahlias. Some of these are nine to ten feet tall and are covered with immense, beautiful flowers.

Hardy Lilies



SPECIOSUM RUBRUM

Auratum (Gold Banded Lily) — Flowers very large, made up of broad white petals, thickly studded crimson and maroon with a bright golden band through the center of each petal. **50c each.**

Speciosum Album — Large white flowers with greenish band running through the center of each petal. **Each, 40c.**

Speciosum Rubrum — White, beautifully spotted with red; flowers in August. **45c each.**

Lilium Umbelatum Grandiflora — Tall growing, upright, beautiful bell-shaped flowers of coppery orange, sometimes slightly spotted. **Each 35c.**

Tiger Lily — This well known old-fashioned flower is becoming very popular the last several years and is now planted extensively in all gardens. On account of its extreme hardiness it is one of the most valuable of all lilies. Grows three feet tall with several flowers on each stem. Flowers orange with black spots. **Price, each, 20c, per 5, 80c.**

Day Lily (Hemerallis) — Popular, hardy. Plants belonging to the lily family. They succeed everywhere, and should be more extensively planted in our Northern States. They require little care. Among the oldest and best loved garden plants. **Needs no winter protection. Blooms in July and August. Each, 20c; 5 for 80c; 12 for \$1.30.**

Lily of the Valley — The lily of the valley will thrive and throw up its beautiful, modest, fragrant white bells in any kind of soil. Will also adapt itself to pot culture in winter; its delicate, permeating fragrance making it especially desirable. **Per doz., 83c; 50 for \$3.80; 100 for \$7.50.**


The Regal Lily (Lilium Regal or Myriophyllum) — A novelty of rare production and wonderful beauty, achieved through the adventurous research and resourcefulness of one of our great plant collectors, who recently brought the original bulbs from the wilds of Northwestern China. Experiments prove this new Lily to be harder than most kinds, so it is reasonable to expect that the glorious bloom which forces so easily for Easter time, may be available to the amateur for its delightful unfolding within his own home. The flowers are white, slight suffused with pink; with a beautiful glow of canary yellow at center, which continues part way up, the trumpet. Its perfume is exquisite; not oppressively heavy like some types, but the sweet refreshment of Jasmine. In the garden it should bloom early in July. Can be raised in pots. **Price; large bulbs that will bloom first season, \$1.00.**

Flava Day Lily (Yellow) — Has long, narrow leaves, produces many tall stems of fragrant waxy pure yellow flowers in June and July. Thrives in any good soil. Fine for borders. **Each, 15c; 5 for 60c; 12 for \$1.20.**

Kwanso — Orange with darker shadings. **Each, 15c; per 12, \$1.50.**
Water Lilies (White) — This is one of the common water lilies growing in the lakes of the north. Can be grown in a lily pond or tub. **Each, 50c; 5 for \$2.40.**

Caladium Esculentum

Or **Elephant's Ear** — Very easily grown. For obtaining tropical effects in lawn and garden planting this beautiful plant takes a prominent place. Bright green leaves, 3 to 4 feet long and 2½ feet wide. **Each, 25c; per 10, \$2.25.**



LILY OF THE VALLEY

Tuberose

Orange Flowered Single — This is absolutely the freest and best bloomer of all the tuberoses. The single is exceptionally fragrant and its tall spikes of star-shaped flowers are very beautiful. **Each, 10c; 10 for 75c; 25 for \$1.75.**
Albino Tuberose — Early bloomer, dwarf habit. Flowers waxy white and single. Very fragrant. **Each, 10c; 10 for 75c.**

Large-Flowering Cannas

No other bedding plant will give the same uniform good results in our varied and trying climate. They do well in all sections of the country and stand pre-eminently at the head of the list, succeeding in any sunny position in any kind of soil, but responding quickly to liberal treatment. For best results the beds should be spaded two feet deep and a generous amount of well-decayed manure of any kind thoroughly incorporated, and at all times supply water freely. For best effect plant in large masses of one color, setting out the plants 18 inches apart.

Burbank — About three feet. This is really half way between orchid and truss, Cannas. The color is a pure, strong canary yellow, with some red spots in throat; a beautiful color. The flower is often four to five inches across and they are profuse bloomers. **Each, 15c; \$1.00 per doz.**

City of Portland — This variety should be in every collection. Foliage green, flowers deep rose, extra large, height three to four feet. **Each, 20c; per 6, \$1.00.**

Dr. Robert Funke — It is impossible to convey the full value of this magnificent bedding variety with its massive, erect trusses of deep, blood-red flowers, and green foliage, produced with a freedom that leaves nothing to be desired in effectiveness. Unqualifiedly the best deep red bedding Cannas. **5 ft., 15c each; \$1.50 per dozen.**

Eureka — The best white variety; free bloomer; green foliage; 4 feet. **20c each; 6 for \$1.00.**

Firebird — This is in every respect one of the best red flowered, green-leaved Cannas. The petals measure 2½ inches and more across; the color is a brilliant scarlet, without any spots; 4½ feet. **Roots, 20c each; 6 for \$1.00; \$12.50 per 100.**

Gladiator — A wonderful variety, strong and healthy, green foliage, large yellow flowers with red throat, five to six feet tall. **Each, 12c; per dozen, \$1.00.**

Hungaria — Green foliage. Planted singly or in masses, it catches the eye instantly and demands attention. The petals are large and waxy, made up into big, round, full trusses. Its color forcibly suggests the well-known Paul Neyron Rose, and is unquestionably one of the most attractive pink Cannas ever produced; 3½ to 4 feet. **15c each; \$1.00 per 10.**

King Humbert — The grandest Canna ever offered. Large heart-shaped leaves of bronze, the dark ribs sharply define, crowned with immense heads of orchid-like flowers. Individual petals are of the largest size; velvety orange-scarlet-flecked carmine; rose tinted at margin and base. 4 to 4½ feet. **15c each; \$1.00 per 10.**

(3150) Mrs. Alfred F. Conrad — Salmon pink, 4 ft. Stocky green foliage surmounted by extra large trusses of 6 to 18 extra large flowers with large broad reflexed petals open at a time. Color extremely beautiful shade of very deep flesh pink to salmon pink; deeper in throat. A real beauty, magnificent for display. No finer Canna. **20c each; 50 for \$6.00.**

Mrs. Karl Kelsey — A giant in growth and flowers. Immense upright stalks of green foliage carry large trusses of handsomely fringed flowers streaked and variegated with shades of orange, scarlet and old rose. A majestic plant of wonderful decorative value; 6 feet. **20c each; \$2.00 per doz.**

The President — The most sensational introduction of recent years. The largest flowered, most vigorous-growing red Canna. The immense trusses of giant florets are produced in great profusion. Green foliage. This variety, introduced only a few years ago, has proved itself worthy of a place in every collection and every place where bold, effective performance can be appreciated; 5 feet. **20c each; 6 for \$1.00; 12 for \$1.90.**

Venus — Something just a little different than other varieties; foliage green, flowers pink and gold, perfectly blended, three to four feet. **Each, 20c; per 6, \$1.00.**

Wyoming — Seven feet. Purple foliage. One of the most majestic Cannas. Blossoms orange colored, true orchid shape, with large rounded petals that flap and flutter in the breeze like glistening silken flags. **15c each; \$1.00 per dozen.**

Yellow King Humbert — A sturdy grower, very floriferous. Immense flowers mainly of a rich, golden yellow spotted heavily with vermilion. Bronze leaves. 3 to 5 feet. **Each, 15c; \$1.00 per 10.**

PLANTS REQUIRED TO FILL A CIRCULAR BED

Diameter	6 in. Apart	12 in. Apart	18 in. Apart
3 feet	28	7	..
4 feet	48	12	6
5 feet	80	20	8
6 feet	112	28	13
7 feet	152	38	17
8 feet	200	50	23
9 feet	256	64	28
10 feet	320	80	36



CANNA BED

BULBS FOR FALL DELIVERY AND FALL OR WINTER PLANTING

We furnish 50 at the 100 rate

(Single Early Tulips for Fall Shipment)

These are the first to produce flowers in the spring. All splendid varieties you cannot make a mistake in buying any one.

Chrysolora—Rich golden yellow, good bedder. Twelve inches high. 50c per 10; \$4.25 per 100.

Cottage Maid—White with border of soft pink; a beauty. 50c per 10; \$4.25 per 100.

Couleur de Cardinal—Bright crimson. 70c per 10; \$5.50 per 100.

Cramoissi Brilliant—Brightest scarlet. 50c per 10; \$4.25 per 100.

Duchesse De Parma—Brownish red with large light orange yellow border, large flower of great substance. 50c per 10; \$4.25 per 100.

Flamingo—Beautiful deep rose, the best of its color. 60c per 10; \$4.75 per 100.

Joost Van Vondel (Lady Eoreel)

—Snow white,

enormous large

flower, early, grand

for pots and bowls.

A splendid exhibition

variety and the

best for bedding.

55c per 10; \$4.35

per 100.

Keizerkroon—

A large flower crim-

son, scarlet edged

with clear yellow.

A beauty, very

showy. 50c per 10;

\$4.25 per 100.

LaReine—A

beautiful early rosy

white. 50c per 10;

\$4.25 per 100.

Mon Tresor—

Pure golden yellow,

very large flowers.

The best early

yellow tulip. 55c

per 10; \$4.50 per

100.

Thomas Moore—

Orange red or terra-cotta, fine shaped flower, very

sweet scented. Splendid for early forcing and bedding. 50c per 10; \$4.25

per 100.

Prince of Austria—A deep brownish orange. A novel color and a beauty. 50c per 10; \$4.25 per 100.

Princess Marianne—White, slightly tinged rose, large flower, excellent for bedding. 55c per 10; \$4.75 per 100.


Ros Gris de Lin—Deep rose and white. Excellent, good bedder and forcer. 50c per 10; \$3.75 per 100.

Yellow Prince—Rich golden yellow, large and showy; fragrant. 50c per 10; \$4.00 per 100.

White Hawk—Rich early pure white. 60c per 10; \$4.75 per 100.

1 each of the above 16 varieties for 90c; 5 each of the above 16 varieties \$3.50.

Single Mixed Tulips—Superior mixture of the best varieties \$3.50 per 100.



SINGLE EARLY TULIPS

Thomas Moore—Orange red or terra-cotta, fine shaped flower, very sweet scented. Splendid for early forcing and bedding. 50c per 10; \$4.25 per 100.

Prince of Austria—A deep brownish orange. A novel color and a beauty. 50c per 10; \$4.25 per 100.

Princess Marianne—White, slightly tinged rose, large flower, excellent for bedding. 55c per 10; \$4.75 per 100.

Ros Gris de Lin—Deep rose and white. Excellent, good bedder and forcer. 50c per 10; \$3.75 per 100.

Yellow Prince—Rich golden yellow, large and showy; fragrant. 50c per 10; \$4.00 per 100.

White Hawk—Rich early pure white. 60c per 10; \$4.75 per 100.

1 each of the above 16 varieties for 90c; 5 each of the above 16 varieties \$3.50.

Single Mixed Tulips—Superior mixture of the best varieties \$3.50 per 100.

May Flowering Tulips (for Fall)

Exceptionally fine late flowering variety. We are offering the best variety of all the late flowering varieties of Tulips.

The Blushing Bride—Carmine rose shaded with cream white and suffused silvery white and rose on the petals. Per 5, 40c; per 10, 65c; per 100, \$5.00.

Moonlight—Extremely large flower, sulphur yellow. Very beautiful Per 5, 40c; per 10, 65c; per 100, \$5.00.

Scarlet Mammoth—This is undoubtedly one of the finest bedding varieties. Very robust, erect, bears fine formed flowers of enormous size Is of the brightest scarlet. Per 5, 40c; per 10, 65c; per 100, \$5.00.

Double Tulips

Have enormous Peony-like flowers of brilliant colors, lasting longer than single tulips, exceptionally fine for bedding.

Couronne de Or—(Golden yellow, flushed orange. A beautiful flower of great size and beauty good forcer. 60c per 10; \$4.25 per 100.

Gloria Solis—Red, bordered with gold. 60c per 10; \$4.25 per 100.

La Candeur—Late flowering double. Pure white and large. Blooms last longer than most flowers. 50c per 10; \$4.00 per 100.

Lebason—White tinged rose. 50c per 10; \$4.00 per 100.

Lucretia—Bright pink, obvious color, very large well formed flower. 60c per 10; \$4.50 per 100.

Murillo—Extra fine light pink, very large full double flowers. Below medium height. 50c per 10; \$4.00 per 100.

Rubra Maxima—Deep red. 60c per 10; \$4.25 per 100.

Tea Rose (Brimstone, Safrano)—Sulphur yellow sport of Murillo, when fully developed it is slightly orange shaded. A grand flower for all purposes. 55c per 10; \$4.25 per 100.

Imperator Rubroarm—Scarlet, very fancy. 55c per 10; \$4.35 per 100.

Titian—Brown and yellow. 60c per 10; \$4.00 per 100.

Vuurbaak—Fine scarlet with orange flush. Early. 60c per 10; \$5.00 per 100.

1 each of the above varieties, 60c; 5 each for \$2.20.

Breeder Tulips (for Fall Shipment)

Most of these are purple, maroon or terra cotta color. All of enormous size and vigorous growth, valuable for the garden, producing by their refined colors a most artistic effect. To be planted in the open only.

Bronze Queen—Soft buff, inside tinged golden bronze; height, 26 inches 50c per 10; \$4.00 per 100.

Panorama—Deep orange red. 8c each; 70c per 10; \$5.00 per 100.

Medea—Salmon-carmine. Large flowers; very beautiful. Height, 24 inches. 45c per 10; \$3.30 per 100.

Pearl Royal—White passing to rosy crimson with age. Tall handsome flower. 50c per 10; \$4.60 per 100.

Jane D'Oeuff—Rose lilac, broadly edged yellow. 70c per 10; \$5.00 per 100.

Darwin Tulips (for Fall Shipment)

These are wonderful tulips, remarkably beautiful, flowers are cup shaped, large size, long stems and strong growth, unsurpassed for May blooming in the garden. You will be delighted with the Darwin Tulips.

In points around Yankton and north the Darwin Tulips are in full bloom on Decoration Day when planted on the east or north side of buildings.

Clara Butt—Clear self color, salmon rosy pink. The finest Darwin Tulip of its class. 45c per 10; \$4.00 per 100.

Dream—Beautiful soft uniform lilac, large flower. Height 26 inches. 60c per 10; \$4.50 per 100.

Gretchen—Silvery pale rose, flushed white, inside soft pink with white center marked blue. A very beautiful flower of delicate color. 50c per 10; \$4.00 per 100.

Frank Sanders—Fiery rose scarlet. Best Darwin. 70c per 10; \$5.00 per 100.

Massachusetts—Vivid pink with white center, large flowers of splendid form and color. Height, 26 inches. 60c per 10; \$4.75 per 100.

Pride of Haarlem—Bright rose suffused with purple. An enormous flower of superb form and grand beauty. A stately plant for borders and among shrubs for grouping, both for glorious color and form. Height, 28 inches. 45c per 10; \$4.00 per 100.

Painted Lady—A very beautiful flower resembling a water lily. Creamy-white, the center tinged soft heliotrope. 45c per 10; \$4.00 per 100.

The Black Tulip (La Tulip Noire)—Very large flowers of unique color; very beautiful. Height, 25 inches. 50c per 10; \$4.00 per 100.

The Yellow Darwin—Clear yellow, large bold flower; height 28 inches. 45c per 10; \$3.75 per 100.

White Queen (La Candeur)—Lovely soft white, slightly tinged blush, anthers black, a beautiful large globular erect flower. 7c each; 60c per 10; \$4.90 per 100.

1 each of the above 10 varieties for 60c; 5 each of the above 10 varieties \$2.25.



DARWIN TULIPS

The Black Tulip (La Tulip Noire)—Very large flowers of unique color; very beautiful. Height, 25 inches. 50c per 10; \$4.00 per 100.

The Yellow Darwin—Clear yellow, large bold flower; height 28 inches. 45c per 10; \$3.75 per 100.

White Queen (La Candeur)—Lovely soft white, slightly tinged blush, anthers black, a beautiful large globular erect flower. 7c each; 60c per 10; \$4.90 per 100.

1 each of the above 10 varieties for 60c; 5 each of the above 10 varieties \$2.25.

Parrot Tulips (for Fall Shipment)

A remarkable strain of rare formed Tulips, which have thorns and pustules on their petals. Very charming flowers for planting in open only.

Admiral de Constantinople—Large orange red. 55c per 10; \$4.25 per 100.

Markgraaf—Inside rich orange, outside scarlet and yellow feathered. 60c per 10; \$5.00 per 100.

Mrs. Crowest, Henry, Nebraska. Oct. 11, 1925.

Received the Tulip bulbs last evening. They are sure nice large bulbs.

I thank you very much.

Edward Peterson, Stratsford, Ia. February 7, 1925.


I wish to thank you for the way you filled my order for grass seeds and also for the free items that were included. With best wishes for the House of Gurney.

Bertha Dirks, Springfield, S. D. April 8, 1925.

Received the seeds and bulbs last week, everything in fine condition. I am much pleased with them. I want to thank you for the extra seeds and plants sent.

Mrs. Aug. W. Nelson, Cook, Minn.

I just got the Tulip bulbs I ordered. They were such nice bulbs, many thanks for the liberal count. I have been comparing prices in different bulb catalogs and your price was cheapest of them all. I know you don't sacrifice quality for a cheap price.



NARCISSI

Narcissi and Daffodils (for Fall Shipment)

The Narcissi are among spring's earliest flowers, and there is no reason why we should not partake of the pleasures they bring with the first warm days of spring. The Narcissi grow in almost any location, doing well in sunny or shady places, and it matters not if wet or dry. They continue to bloom year after year, increasing in size and effectiveness. They are valuable to place in the border of perennials or shrubbery, where they can be left undisturbed, and for naturalizing in the grass. For forcing, treat the same as tulips, planting them in pots. The flowers assume many forms, and present charming combinations of white, gold, orange, sulphur and pure yellow.

Von Sion—This is the famous old Dutch Daffodil. The flowers are double and of a beautiful golden yellow. Excellent for forcing and also for planting with hyacinths, as they bloom about the same time. **Each, 7c; per doz., 60c., per 100, \$4.50; postpaid.**

Empress—Large and hardy. Large yellow trumpet with a beautiful snow-white perianth. The combination of yellow and white makes a flower of rare beauty. Fine for bouquets. **Each, 7c; per doz., 60c; per 100, \$4.25.**

Emperor—One of the largest and finest among Narcissi of Daffodils. It has a pure yellow trumpet of immense size and a wide perianth of deep primrose. Hardy and of great beauty when cut. **Each, 7c; per doz., 70c; per 100, \$4.00.**

Sir Watkin (Incomparabilis)—Immense flowers with sulphur-yellow petals and trumpet of a slightly deeper shade edged with scarlet. One of the best of this class. **Each, 7c; per doz., 70c.**

Lucifer—Large handsome white perianth. **Each, 7c; per doz., 70c.**
Poeticus Pheasant's Eye (The Poet's Narcissus)—Snow-white flowers with beautiful orange cup edged with bright crimson. Fragrant. Cannot be forced; for outside planting. **Each, 7c; per 6, 36c; per doz., 70c.**

Madame De Graaf—Large sulphur white trumpet. Pure white perianth. **Each, 10c; per doz., \$1.00.**

Alba Plena Odorata (Double Poeticus)—Double, pure white flowers resembling a Gardenia. Very sweet scented. Succeeds best when planted in a cool, moist situation with rather heavy soil. **Each, 10c; per doz., \$1.00.**

Poeticus Ornatus—The early-flowering Poeticus. Large white flowers with saffron cup margined scarlet. Fragrant, with a rich, spicy odor, and excellent for forcing as well as outdoor planting. **Each, 8c; per 6, 35c; per doz., 60c.**

Polyanthus Narcissi (for Fall Shipment)

The Polyanthus or Bunch-flowered Narcissi are not only beautiful but exceedingly fragrant, and may be grown in bowls or glasses, under the same treatment as for the Chinese Sacred Lily. Also suitable for window garden. They are very fragrant. Paper-White Grandiflora is the best variety. When grown in bowls it is a good idea to plant 5 or 6 bulbs in the bowl with enough gravel or rocks to hold them in an upright position. Keep the bowl full of water and place near a window where they will get plenty of light and sun, and they will bloom in a very short time. By planting these bulbs at intervals of a week or two apart you can have beautiful flowers for your home all during the Winter months at a very small expense.

Paper-White Grandiflora—The most popular Narcissus for growing in the house in pebbles and water. Produces clusters of pure white, fragrant, star-shaped flowers in three or four weeks after starting. **Each, 8c; per 6, 35c; per doz., 65c.**

Soleil d'Or—Similar to Paper-White Grandiflora, but the flowers are rich yellow with deep reddish cups. **Each, 10c; per 6, 38c; per doz., 70c.**

Jonquils (for Fall Shipment)

These are very popular on account of their beauty, their fragrance, and the ease of cultivation. They are handled like Narcissi and can be planted either outdoors or in the house. The Jonquil is perfectly hardy and will last for

years after once planting. They also make a good plant for house or window box. By potting early a succession of these lovely flowers can be had throughout the entire Winter.

Single Jonquils—Beautiful rich yellow flowers; very fragrant. **Each, 6c; per 6, 30; per doz., 55c.**

Double Jonquils—Heads of small but very double deep yellow flowers, powerfully scented. **Each, 6c; per 6, 40c; per doz., 70c.**

Dutch Hyacinths (for Fall Shipment)

Selected bulbs especially desirable for forcing or pot culture, but may be planted in the garden. Each bulb will bloom producing a very large flower-spike.

House culture; the large bulbs should be planted in not less than a four-inch pot in good rich soil mixed with one-third sand. If possible put the pots in a bed in the garden, covering with a board to prevent breaking pots when taking up, covering eight to ten inches with soil. If weather turns cold, cover with straw to keep from freezing. Pots should be left in the ground six or eight weeks and taken up at intervals to have plants blooming all winter. They can also be put away in the cellar for six to eight weeks with equal good results. After the plants are through blooming the bulbs should be planted in the garden as soon as the frost is out of the ground.

We list only single varieties because these are the hardiest and most sure to produce satisfactory blooms. They are also more suited to amateur indoor culture.

L'Innocence—A beautiful single hyacinth of pure white.

Gertrude—A delightful rosy pink (bright pink.)

King of the Yellows—The best pure yellow.

Queen of the Blues—A light blue.

Prince of Orange—Dark rose, early.

La Victoire—Brilliant red.

King of Blues—A deep blue, single.

Hyacinth prices: **Each, 20c; 2 for 35c; 5 for 85c; 10 for \$1.50.**

Freesias (for Fall Shipment)

The Freesias are greatly prized for their delightful fragrance and delicate colored flowers. They make an excellent cut flower. Excellent for window culture, not hardy and for house planting only. These do not need to be handled for pot blooming as directions for other bulbs. **Postpaid, 10 for 35c; 25 for 60c.**

Chinese Sacred Lily (for Fall Shipment)

The most satisfactory indoor winter blooming bulb. This grows easily and rapidly. Plant in a bowl of water with enough pebbles or sand to hold in position. Flowers in just a few weeks after planting. Flowers waxy white, very fragrant and numerous. Some bulbs will produce as many as 100 flowers. You will agree with me that it is the cheapest and most satisfactory winter flower. **Each, 25c; 3 for 65c postage paid; 10 for \$1.80 postpaid.**

Crocus (for Fall Shipment)

The earliest to blossom in the spring; beautiful, lifting their heads almost before the snow has disappeared. Absolutely hardy for outdoor culture, and may be used for pot culture. They may be planted in the meadow, lawns, under trees; in fact, they will do most anywhere. Do not cut their foliage until it dies down.

Purpurea Grandiflora—Extra purple. **10 for 30c; 100 for \$2.00.**

Mont Blanc—Pure white. **10 for 30c; 100 for \$2.00.**

Large Yellow—10 for 30c; 100 for \$2.00.

All Tulips, Narcissus, Hyacinth, Freesias, Crocus, Jonquils, and Sacred Lilies are for fall shipment and fall planting. Would be of no value if shipped or planted at any other time. As these are all grown in foreign countries, we should have your orders with your regular spring order, so that we will have plenty to furnish you.

Catalpa Bungei

—Umbrella catalpa grafted on the Catalpa Speciosa from two feet to eight feet from the ground. It makes a perfect umbrella-shaped head without pruning. The various heights are desirable in landscape or home planting; often-times places in the grounds where the low fellows, producing the wonderful globular heads, fill in to best advantage; other places where those of a larger size are best. This is a particularly hardy variety and is suitable for any section south of Sioux Falls S. Dak. **5 ft., \$1.65; 6 ft. \$1.75 each.**



UMBRELLA CATALPA

January and February—Months of Bargains

We employ many people in our office booking nursery orders. In order that we may keep this force intact and busy through the months of January and February, which are usually light months for nursery orders, we are going to offer the following special bargains, these prices to apply on all orders received by us up to and including the **first day of March, 1926**. If orders are received for these collections after that date, they will be charged for at the regular catalog prices specified in the various nursery pages.

If you are going to be in the market for any of this nursery stock for spring planting, you cannot afford to pass this special offer. Place your orders any time after you receive the catalog and up to the last day of February, and they will be shipped at the proper time for planting in your locality. Cash must accompany the order. In ordering, mention the Bargain number.

February Bargain No. 1.

5 apples and 1 crab 4-5 ft., for **\$2.00**. We will select varieties suitable for family orchards and the best for your locality.

February Bargain No. 2.

2 Sapa Plums. 4 Zumbra Cherry. Both of these will produce fruit the year after planting. Buy these trees for **\$2.60**.

February Bargain No. 3.

6 Beta Grapes for **\$1.25**.

February Bargain No. 4.

11 Concord Grapes, **\$1.00**.

February Bargain No. 5.

12 Houghton Gooseberries. One of the best and most productive Goose berry grown, for **\$1.65**.

February Bargain No. 6.

14 Professor Hansen's Ohta Raspberry for **\$1.30**.

February Bargain No. 7.

100 Dunlap Strawberries; **\$1.00 postpaid**.

February Bargain No. 8.

100 Ever Bearing Strawberries, **\$1.70**.

February Bargain No. 9.

500 Cotton Woods, 18 to 24 in., **\$2.40**.

February Bargain No. 10.

25 Japanese Barberry, 18 to 24 in. transplanted, **\$4.30**.

February Bargain No. 11.

50 — 12 to 18 in. Buckhorn, **\$2.50**.

February Bargain No. 12.

50 Cotenaster Acutefolia, **50 for \$3.50**.

February Bargain No. 13.

50 Tartarian or Tree Honey Suckle, 2 to 3 ft., **\$10.00**.

February Bargain No. 14.

5 Ever Blooming Roses, different colors, our selection. These will be all heavy 2 year No. 1 plants, **\$2.00**.

February Bargain No. 15.

5 Aneploppis Englmanni. The hardy ivy that clings to brick or stone, for **\$1.00**.

February Bargain No. 16.

1 each of the 8 varieties of German Iris offered in our catalog for **\$7.00**.

February Bargain No. 17.

10 Mixed Peonies, **\$2.00**.

February Bargain No. 18.

1 Hanska; 1 Sapa; 1 Waneta; 1 De Sota; 1 Wolf Plum; 4 to 5 ft. The 5 plums for **\$2.50**.

February Bargain No. 19.

50 Washington Asparagus plants, 2 year. **\$1.00**.

February Bargain No. 20.

10 Roots Rhubarb, **70c**.

February Bargain No. 21.

2 Spirea Van Houetti, 2-3 ft.; 2 Syringa, 2-3 ft.; 2 Tree Honey Suckle, 2-3 ft.; 2 Peonies, strong, 3-5 eye. **\$1.95**.

Alfalfa Seed Bargain, Until Supply is Exhausted

(Quantity of this special alfalfa seed on hand, 112 bags of 150 pounds each.) Every year we have some alfalfa seed that on account of its color, weight or for some other reason, is not good enough to go into the highest grade. We have usually sold this locally to the customers who come direct to our warehouse but we have decided this year to offer this seed to those who receive the catalog, feeling that they are entitled to the bargain price at which we dispose of this to our local customers. This seed is mixed as to variety, as we take all of the seed of the Cossack, Grimms and Dakota 12 that is not high enough grade to go into the highest grade, put it into the mixer, mix it thoroughly and sell it at a very low or bargain price. The seed is of good germination, fairly good color and 96% or better pure. A pound of this seed on account of its size or weight, contains a greater number of seeds than a pound of the first grade but as the germination would be something less than the highest grade, we advise sowing three pounds per acre more of this than of the other seed. For instance; if you are in the habit of sowing 12 pounds of alfalfa seed per acre, sow 15 pounds of this.

Figure it out for yourself and you will find that you are saving money. We quote this, while it lasts, at **\$19.30 per 100 lbs.; 50 lbs., \$10.00**.

Mrs. R. Wilson, Hale Mich. March 30, 1925.

I received the birds in good shape today. The two males both sang as soon as I put them in their cages. What would be your price on another Seifert Roller?

Jessie L. Clark, Mankato, Minn.

I received the Roller yesterday — he arrived at five o'clock in the morning and I went to the depot to get him and he was singing when I went in, the boys said "My, but you have a fine bird here, Mrs. Clark," and when I told them he was a German Roller they said he was a wonderful bird.

I got him home about seven o'clock and first thing he wanted to show off and away he started, then he wanted a bath so I gave him a dish with warm water and he had a fine bath and all the time he kept letting out the happy notes. He is so full of song he just could not hold in long enough to bath or eat.

We are very much pleased over him and wish to thank you for sending us such a beauty both in song and color.

Canary Birds

Canary Birds — To the persons seeking pin-money the raising of canaries offers great possibilities. One can start in with a small capital; the venture requires little. A conservative estimate places the profit of one pair of breeding birds at \$75.00 per year. There is always a good demand for American Raised Canaries. Birds with exceptionally good voices bring high prices.

There are several different classes of canaries: The German Hartz Mountain, St. Andreasburg Roller and Seifert Roller are the most popular and best. All birds offered by us are in full plumage, from ten to eighteen months old and in full song. The Hartz Mountain is the most popular of all singers. **Males, each, \$9.00.**

St. Andreasburg Roller, males. These are trained singers. Their tones are soft, musical and in variety; no harsh notes. **Each, \$10.75.**

Seifert Roller (males). These birds are trained by experts and are known as Schoolmasters or trainers for the young singers. **Each, \$12.00.** These birds must be heard to be appreciated.

Seifert Roller (female) — **Each, \$3.25.**

Hartz Mountain (females) — **Each, \$2.25.**

St. Andreasburg (females) — **Each, \$3.00.**

Birds must be shipped by express. We can ship them safely to any part of the United States.

We can ship birds in the coldest weather even more successfully than during the hotter months. In ordering let us know if the birds may be shipped any time or must we give you several days' notice. Birds will lay their first hatch in January or February; one female will raise several broods each season. Order early.

American Raised Canary Birds

These birds are very popular with many bird fanciers. Their songs vary considerably. The birds are healthy, happy, cheerful companions. We do not send out a bird of this variety or any other until they have proven that they are superior singers. **Males each, \$6.50; females, each, \$2.00.**

Love Birds

These hardy, beautiful, brilliantly green, vividly striped with yellow and black are wonderfully amusing and attractive. Their antics from which they derive their name make them ever the center of attraction. They are very easy to handle. Must be purchased in pairs. **Per pair, \$11.00.**

Bird Supplies

Bird Seed — The best mixture for song birds. This seed does not contain any millet, hemp or other seed which is injurious to the song bird. **Per pound, 25c; for 5 lbs., 90c; 10 lbs., \$1.70.**

Bird Gravel — **Per package, 20c.** **Bird Tonic** — **Per bottle, 25c.** **De Louser** — **Per bottle, 35c.**

Cuttle Bone — Large piece, with holder, **15c each.**

Bird Cages

Brass cages with screening preventing the scattering of seed, 10½ inches by 7½ inches, **\$4.75; 10¼ inches by 7¼ inches, \$5.00 each.** We can furnish White Japan Cages, 10 inches by 7 inches at **\$3.10 each.** Birds may be shipped in the cages.

Round Cage All Brass

A good roomy cage with detachable bottom, with screen preventing the scattering of seed. This is a superior quality cage. We can furnish this cage in three finishes. **Plain brass, \$5.60 each; Gunmetal black, \$5.50 each; Statuary Bronze, \$6.00.**

Write for prices on other kinds of birds.

Alvin & Frieda Knock: Centerville, S. D.

Enclosed find a picture of ourselves and some of the peanuts which were raised from your South Dakota peanut seed. The peanuts are very large, some of them over two inches long. We shall be glad to see this picture in your 1926 catalog.

Mrs. M. A. Hardy, Anthon, Ia.


March 5, 1925. Received the bird today and we are more than pleased with it.



CLIPPER MILLS NO. 1 B AND NO. 2 B

Will Make any Separation of Grain or Seed That is Not Impossible

The Clipper Mill is a great machine. This mill has revolutionized the cleaning, grading, and separating of corn, grains and seeds. It will grade, clean, and separate all of these items more rapidly, perfectly and satisfactorily. It is better built and more durable than any other fanning mill. It screens out all of the dust, fine particles of dirt, chaff, etc., before it goes over the fan, consequently, there is less dust in operating. It is easy to operate and of a very great capacity. The Hopper for the cleaned grain or seed holds five bushels, most other machines require separate baskets or boxes in which to catch the grain. Every person who has once used a Clipper Grain or Seed Cleaner would never discard it for any other make. We venture to say that 99 per cent of the Seed Houses of the World use Clipper Mills for their main cleaning. If there was a better mill made than the Clipper the Seed Houses would of necessity have them. The fact that the Seed Houses of the world use the Clipper we consider the greatest recommend for this mill. These mills can be operated by hand or power. Each mill, if you request it, will be equipped without additional charge, with a power pulley. Each mill is equipped with twelve screens suitable for cleaning, grading and separating all kinds of grain and seed, and seed corn. These screens are very durable as they are made of perforated zinc steel. The capacity of the No. 1 B is 40 bushels of market wheat per hour, 12 bushels of clover seed per hour. No other mill will handle nearly this quantity. Every Clipper mill is guaranteed both as to material and workmanship and is also guaranteed to excel all other seed and grain cleaners on the market. It is guaranteed to us by the manufacturer and that guarantee is reinforced by our guarantee; in fact, we guarantee this mill to grade, clean, and separate any grain or seed that



is not impossible to separate. It will not separate one grain from another where the weight and size are the same, but if there is a difference in weight or size, it will make a perfect separation. It is the best mill for grading seed corn and each mill is equipped with special seed grading screens for edge drop planters. If you will grade your seed grains each season you will increase your yield, inside of five years, from five to twenty per cent. Now whatever a man sows, that shall he also reap, or in other words, if you sow weed seeds or poor seed, you are bound to reap that of like quality, and kinds. The Clipper screens are so arranged as to be in plain view and of easy access to the operator while the machine is in operation. It is endorsed and used by State and Government Stations.

No. 1-B — \$34.95

No. 2-B — \$43.95

Announcement Extraordinary

This mill sells everywhere without corn grading screens, or equipped with ten screens for \$37.50. We will include the extra corn grading screens or twelve for \$34.95. The No. 2-B mill, of nearly twice the capacity, operated by hand or power as you wish, \$43.95. We will include Free with each mill a Power Pulley. Prices are F. O. B., Yankton, quick shipment.

EXTRA SCREENS, Any Size.

No. 1 — Old Style, each... \$1.50 No. 2 — Old Style, each... \$1.75
 No. 1-B—New model, each... 1.50 No. 2-B—New model, each... 1.75
 Be sure to state whether old or new model.

We Carry Car Loads at Yankton

In order that we may give you rush service and save you money on transportation charges, we carry in our warehouses here at Yankton, the **Clipper No. 1 B and No. 2 B** in car lots. All mills shipped on day order is received — this is a service you are entitled to — and a service we are prepared to give.

GUARANTEE

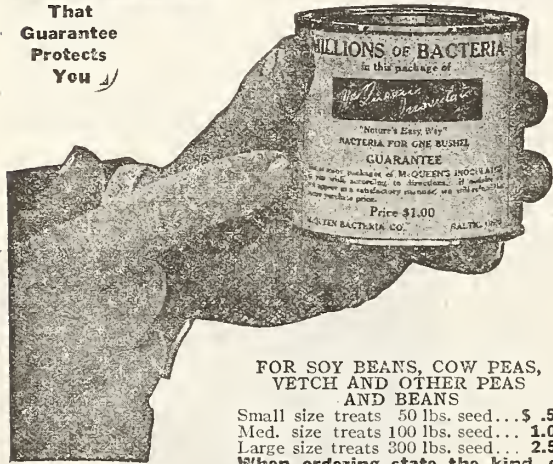
We have sold many carloads of the **Clippers** under a guarantee of satisfaction to the purchaser or the mill to be returned to us at our expense and money would be returned. Less than ten mills have been returned to us in as many years and those invariably before we were given a chance to give special instructions for its operation. This mill will do better work than any other mill. It will not do the impossible, but should you find that you are unable to satisfactorily clean or separate any grain or seed, send us a sample and we will give you prompt and full instructions. Easy to operate, perfect in its work, less dust than from other mills as all dust and trash are scalped before going through the blast.



NITROGEN FACTORIES FOR FIELD AND GARDEN



That Guarantee Protects You



FOR SOY BEANS, COW PEAS, VETCH AND OTHER PEAS AND BEANS
 Small size treats 50 lbs. seed... \$.50
 Med. size treats 100 lbs. seed... 1.00
 Large size treats 300 lbs. seed... 2.50
When ordering state the kind of seed you wish to treat.

Inoculate your alfalfa, sweet clover, soy beans, red alsike, mammoth clovers, vetch, peas, beans and all other legumes (pod bearing plants). **McQueen's Inoculator** insures a catch, hastens maturity, increases the crop, enriches the soil and means success with legumes. You can start a **nitrogen factory** on your farm by inoculating your legume seed with **McQueen's Inoculator**. An inoculated legume takes nitrogen from the air and stores it in the soil for future crops. Simple directions with each package.

ALL CLOVERS AND ALFALFA

1/2 Bushel size treats 30 lbs. seed.....	\$.50
1 Bushel size treats 60 lbs. seed.....	1.00
6-1 Bushel size treats 360 lbs. seed.....	5.00
10-1 Bushel size treats 600 lbs. seed.....	7.50

GARDEN SIZE 20 CENTS

COMBINATION for Peas, Sweet Peas, Garden and Lima Beans

Do you want better legume crops than you ever had before? Do you want to enrich your land so that it will produce **better crops of any kind** in the future, than it has done before? Then inoculate your seed with **McQueen's Inoculator** this year. Sweet clover, alfalfa, soy beans, red clover, vetch, Garden peas and beans and all other legumes need lots of nitrogen. They can't thrive without it more than human beings could without a proper amount of oxygen. Treatment of the seed with **McQueen's Inoculator** is the cheapest and surest way of enabling them to get the nitrogen they so vitally need, in sufficient quantity to insure maximum yield.

McQueen's Inoculator is the hardiest and most virile nitrogen fixing bacteria known.

That is because it is bred under nature's conditions, not in a laboratory under hot-house conditions. **McQueen's Inoculator** has an unequalled record of results.

"Guarantee of Satisfaction or Your Money Back." Keeps perfectly for years. Need not use whole can at a time.

"FOR THE LAND'S SAKE" USE McQUEEN'S INOCULATOR

McQueen's Inoculator is hardy and virile because it is "field bred" and "farm grown." You can't expect an "Incubator baby" to do a "hired Man's work."





Planet Jr. Garden Tools

Make the work of your family garden light, quick and interesting, and get a bigger yield. Planet, Jr. guaranteed implements are backed by over 40 years' experience.

No. 1 Planet Jr. Combined Drill Seeder and Wheel Hoe, Cultivator and Plow

Price, complete, \$14.50.

Sows all garden seeds from smallest up to peas and beans.

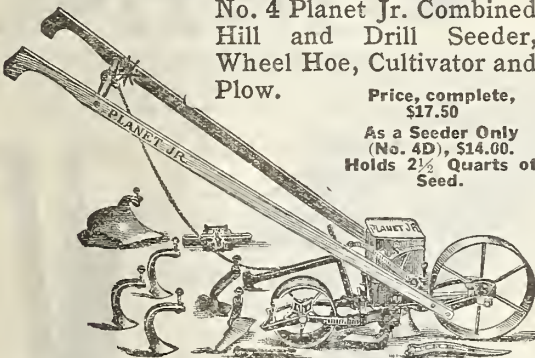


The No. 1 machine is an excellent seed sower; a first-class double-wheel hoe. It is a practical, every-day time, labor and money-saver.

No. 4 Planet Jr. Combined Hill and Drill Seeder, Wheel Hoe, Cultivator and Plow.

Price, complete, \$17.50

As a Seeder Only (No. 4D), \$14.00. Holds 2 1/2 Quarts of Seed.




Accurate, durable and easy running; sows all garden seeds from the smallest up to peas and beans in hills, 4, 6, 8, 12, or 24 inches apart, or in drills at the proper thickness and depth; rolling down and marking out the next row all at one passage. No time is lost. No seed is wasted. By removing the seeder parts and substituting the tool frame, you have a first-class single wheel hoe, with a set of specially hardened steel tools. Used by men, women or boys. Pays for itself in a season; lasts for years.

No. 25 Planet Jr. Combined Hill and Drill Seeder, Double Wheel Hoe, Cultivator and Plow.

Price, \$21.00. Holds 2 1/2 quarts.

This combination is intended for gardeners who have a large enough acreage in crops for a double wheel hoe and prefer not to buy seeders and wheel hoes separately, and for the family garden where a double wheel hoe is preferred.

As a seeder it is practically the same as Planter Jr. No. 4, and as a wheel hoe has a same steel frames and cultivating attachments as the Planter Jr. No. 12 Double Wheel Hoe.



STEEL FRAME

No. 31 Planet Jr. Combined Drill Seeder and Single Wheel Hoe, Cultivator and Plow.

Price, \$13.50

No. 31D as a Drill Seeder Only, Price, \$9.50.

This new combined tool is of great value to thousands of gardeners who have never felt able to own, either a seed drill or a wheel hoe. It will sow a small packet of garden seed

with great precision in a narrow row from 1/4 to 2 inches deep. Quickly changed to a splendid wheel hoe. A special machine for the small gardener at a price he can afford to pay.



Planet Jr. Star Pulverizer, Leveler and Weeder Price \$3.25

This new tool is especially adapted for preparing the seed bed, smoothing and finishing the surface of the soil and putting it in the best possible condition for the seed planter.



The real blade cutting 7 1/2 inches, levels the ground perfectly. After the crops are started, it may be used between the rows as a weeder or as a crust breaker, leaving a fine mulch.

No. 12 Planet Jr. Double and Single Wheel Hoe Cultivator and Plow

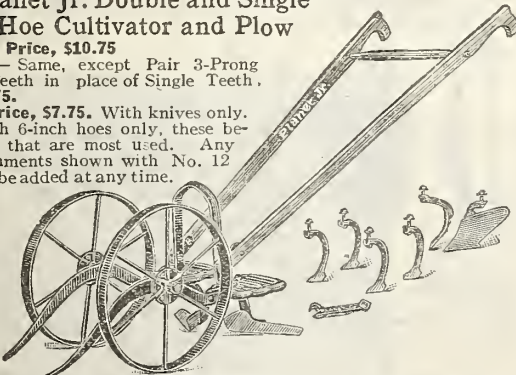
Price, \$10.75

No. 12 1/2 — Same, except Pair 3-Prong Cultivator Teeth in place of Single Teeth. Price: \$10.75.

No. 13 — Price, \$7.75. With knives only.

No. 3, with 6-inch hoes only, these being the tools that are most used. Any of the attachments shown with No. 12 or 12 1/2 may be added at any time.

A double and single wheel hoe in one. — Has steel frame, and 14-inch steel wheels. Straddles crops till 20 inches high, then can be



worked between rows with one or two wheels.

The hoes are wonderful weed killers and leave the ground almost level. The Cultivator teeth are of improved design and admirable for deep work. The plows are invaluable for opening furrows for manure, etc.; for covering and for plowing to or from the crop. The leaf lifters enable close work when plants are large or leaves are flat on the ground.


No. 119 Planet Jr. Garden Plow

Price, \$4.75. 24-inch Steel Wheel

No. 119 — This tool will appeal to those who prefer a high wheel tool for their garden work. Where the soil has not been so thoroughly and carefully prepared, the high wheel undoubtedly makes an easy running tool.



No. 16 Planet Jr. Single Wheel Hoe, Cultivator, Rake and Plow



No. 16
Price \$8.75

No. 17— Same as No. 16, except it has no rakes. **Price, \$7.75.**
No. 18— Single Wheel Hoe. **Price, \$5.50.**
15-Inch Steel Wheel

These Single Wheel Hoes are the highest type of the class. They have a great variety of attachments which adapt them to a large variety of work, and there is scarcely any garden cultivation they will not do.

PLANET JR. EXTRAS

4½-inch Hoes, complete.....	pair	\$1.10
6-inch Hoes, complete.....	pair	1.30
7½-inch Hoes, complete.....	pair	1.45
Steel Cultivator Teeth and Bolt.....	each	.35
Plows for Double Wheel Hoe.....	pair	1.35
Plow for Single Wheel Hoe.....	each	1.30
Three-Prong Cultivator Teeth.....	pair	1.75
Disc Hoes.....	pair	3.50
Rakes, 3-tooth.....	pair	1.00
Rakes, 5-tooth.....	pair	1.60

72-Page Planet Jr. Catalogue Free

Describes 70 tools, including Seeders, Wheel Hoes, Horse Hoes, Harrows, Orchard and Best Cultivators. Write a postal for it.



Planet Jr. Grass Edger
Excellent for trimming along side walks and around flower beds. **Each, \$1.65, postpaid.**

The Cyclone Seed Sower
This is the best knapsack broadcast grain and seed sower made, and any person sowing any kind of grain or grass seed will more than save the cost of it on a very few acres besides sowing the seed much more evenly than they possibly can by hand. Order one to come with your grass seed. **Price each, \$2.25; postpaid, \$2.55.**

Dandelion Puller



Lawn Insurance



Grass makes the lawn; dandelions are only disfigurements. Granting that the dandelion possesses beauty — flowers should be in the flower beds. The Hall Dandelion Puller is an absolute guarantee to a fine lawn. It saves the lawn because it gets the root. It leaves no bad looking hole to mark your work. The trowel-shaped blade slides into the ground while a patented prong catches the root. When it is pulled up you are done with that particular dandelion and its progeny. The root comes with it. **55c parcels post paid.**


Magic Weeder Hoe

The Magic Weeder Hoe is the best garden hand-weeder we have ever used. Each tooth works separately on springs and is sure death to the weed. **Prices: Size A, 20c; size B, 25c; size C, 35c; size D, 45c; size E, 50c; size F, 55c; size G, 85c; size H, \$1.00; size J, \$1.05. Postpaid.**



No. 8 Planet Jr. Combined Horse Hoe and Cultivator.
Price \$17.00

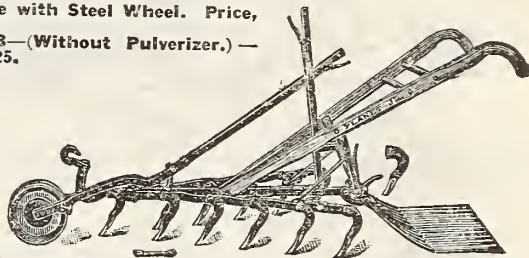
No. 9—Without wheel.
Price \$15.00.



No other cultivating machine is so widely known for it is in use throughout the civilized world. So strongly built as to withstand incredible strain, yet light and easy to handle. Opens and closes furrows, hoes right up to the plant without danger of injury, throws dirt to or from the row and throws back from center again. Adjusts for any width.

No. 90 Planet Jr. Twelve-Tooth Harrow, Cultivator and Pulverizer

Complete with Steel Wheel. Price, \$17.00.
No. 90-B—(Without Pulverizer.)—Price, \$14.25.



The chisel-shaped teeth on this tool go as deep or shallow as you like close to row, without injuring plants, cut out all weeds, stir the soil and mellow and fine it as with a garden rake. Any width from 12 to 32 inches. A special favorite with strawberry growers, market gardeners, truckers and small fruit growers.

The Eclipse Rotary Hand Corn Planter

Has given unequalled satisfaction during the last twelve seasons. It eclipses all others, having a positive feed and four changes of discs. It is extremely simple, and works much easier than other styles. Plants anything from cane to corn. The handiest tool on the place. **Price, \$2.40; postpaid, \$2.65.**



Pruning Shear, California Pattern


Very good quality. At this low price you cannot afford to be without a pair. **Price, \$1.00 parcel postpaid.**

French pattern, American made. These are highly finished made of the very best material and will last a life time. They are the kind we use in our own nurseries. **Each, \$3.00, postage paid.**

Garden Trowel

Style G—Hardwood handle, 6-inch steel blade. Price, 30c, postpaid.





Mrs. A. H. Silloway, Melstone, Montana
I am enclosing a picture of my pile of Gurney's Bugless Potatoes; dry land farming, good yield, high quality potatoes.

PLANT BANDS AND FROST PROTECTORS

Start all seed early in **Plant Bands** then when you transplant to the open they do not know that they have been moved. Ripen **Melons, Tomatoes, Cabbage, Peppers**, and other vegetables several weeks earlier by using plant bands in boxes in the house or in the cold frames or hot bed. These bands are water proof. Shaped square so you do not lose any room.

FROST PROTECTORS


Do not lose your plants after planting in the open. Protect them with the durable frost protectors. Easily applied. Millions of these bands and protectors used each year.

Plant Bands — The Locked kind, water and weather proof. In offering these we do so with confidence in their value to the planter, whether you are a gardener using thousands or the fellow who uses but a small quantity. Sow the seed in seed bed in the usual way, when ready to transplant, prick in one plant to each "ready to plant" band and when ready for the open you have a perfectly developed root system in a compact space, held in place by the band. They do not know they have been transplanted. Good for early melons, vegetable and flowering plants. These square bands take 25 per cent less space than round flower pots. Size 2 by 2 inches. **Price, per 50, 45c; per 100, 70c; per 250, \$1.10; per 1,000, \$3.00; per 5,000, \$13.50.**



PLANT BANDS

Frost Protector — The protection of plants from late frost means much to the home or market gardener, we are offering a very desirable frost protector, easily handled, durable, can be used many seasons at **50 for \$2.60; 100 for \$4.00; 1,000 for \$33.00.**



MAKES MUCH RAIN

Makes Much Rain — In a small space of time and over a large piece of ground, this is ideal for the large grounds, either lawn or garden. We have just put this system in to cover eight acres over the seed beds and the little evergreens cuttings and very small plants that they may have moisture to order until they become established. Did you ever watch your lawn or garden dry up and wither just at the season you had hoped for most from it, has plenty of water, but lacked a satisfactory system of applying it. I have looked them all over and this one will do the work, waters a space with ordinary pressure 50 by 18 feet, can be moved from one location to another in a moment and spreads water at the rate of one inch each nine hours. Furnished complete ready to operate for **\$11.00.**




Norcross Cultivator Hoes

Close hand cultivation is best, and "Norcross" Cultivator Hoes and Weeders are like a human hand. The "Norcross" is the only Cultivator-Hoe with detachable handle ferrule (Pat'd), which provides for its use as a wheel plow attachment. Professional gardeners declare that no wheel plow on the market has an attachment equal to our Cultivator-Hoe. All prongs are detachable. **Price, 5 prong, \$1.25; 3 prong, 90c each; midget, 45c each. Attachment for wheel hoe, 10c each. Parcels postpaid./**

Hand Weeder—Lang's

Each.....\$0.25




Saucy Spray Sprinkler — For an inexpensive "honest to goodness" little lawn garden sprinkler, this one has all the rest beaten to a frazzle. You just attach the insignificant looking thing to the end of the hose and then look out if the small boy is waiting at the other end to start things, because he is going to get you sure. You will love this midget as soon as you see it in operation. **Each, postpaid, 85c.**

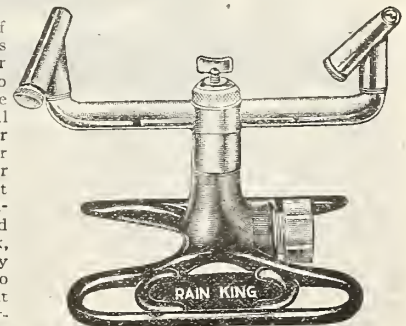


Potato Planter — Get away from the back-breaking way with the hoe, get one of these and do three times as much work alone as two will the old way. It plants them right depth, and places the potato, not in the dust but in the moist earth where it belongs. This is not meant for the Potato Farmer with many acres but for the home garden and where the acreage is not enough to warrant a horse planter, you will be more than pleased with your investment. **Price, \$2.25; postpaid, \$2.80.**

Rain King Sprinkler—Control the rain on your lawn and garden with the rain king, it works forward, backwards, outside, inside, up or down, and the beauty of it is, it works all them when you turn on the pressure, covers a space from 8 to 70 feet in diameter as you desire, waters in the little corners, or along the sidewalks or next to your neighbors wash on the line without danger of its slopping over, all brass except the base, never clogs, always ready. **By parcel post, prepaid, \$3.70.**



RAIN KING—OPERATES TEN WAYS



RAIN KING

Sprayers

Four-Row Sprayer

Can be used with any **spray pump or nozzles you now have**, or with our Barrel Sprayer. Adjustable for rows from two feet eight to four feet apart. The guide irons can be fastened to any wagon or cart by a couple of bolts and removed in a moment. Can be raised. This attachment will save many times its cost the first season. One man can drive and do the pumping and spray 30 acres of potatoes, per day.

Price of complete outfit with 4 solid brass nozzles, 2 caps for each nozzle, **\$15.00.**

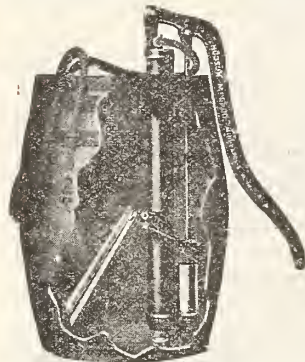
Hudson's Barrel Pump

This pump has been developed to meet every requirement of a perpendicular barrel pump. It is powerful, light and durable, and will develop better than 250 pounds pressure with ease. Can be used with either one or two lines of hose.

Barrel is not furnished.

Cylinder of seamless brass, 1 $\frac{3}{4}$ x7 inches, with 8-inch stroke. Air chamber, 2x30 inches of high carbon steel; valves are bronze balls, fitted with brass intake screen. Swinging type agitator, very efficient.

No. 4A — Outfit, No. 4 pump, 6 ft. $\frac{3}{8}$ -in. spray hose, fog nozzle, leakless shut-off and a 4-ft., $\frac{1}{4}$ -in. iron pipe extension complete. **Price each, \$14.00.**



HUDSON'S BARREL PUMP

Wheeled Cultivator, No. PE1


Also has a keen edged high carbon tool steel weed cutter 9 inches wide. Under most conditions both cultivator and weed cutter can be used at the same time.

The cultivator can be quickly detached, put on a hoe handle and used as a hand tool.

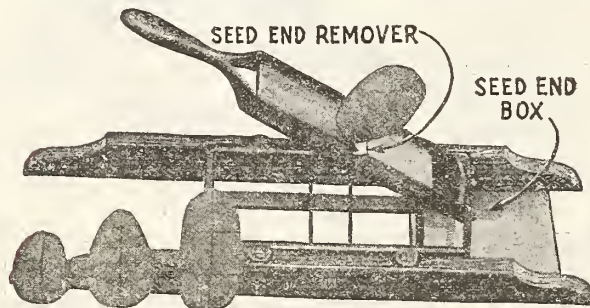
The wheel is 14 inches in diameter — plow style. 13 lbs. **Price, \$3.30 each. Parcel post paid, \$3.75.**

Junior Cultivators, No. PES and PEJ4

With a short 1 ft. handle (No. PEJ1) is for careful close work in flower beds or around bushes and low-spreading plants. The same 4-tooth cultivator head on a 4-foot maple handle (No. PEJ4) **PEJ1, 50c each. PEJ4, 60c each. Parcels postpaid. 60c and 70c.**



THE GEM SEED POTATO CUTTER



The GEM SEED POTATO CUTTER shown herewith has all the essential features necessary to a first-class tool. It will cut my size potato in pieces uniform in size, thereby insuring more accurate planting than when power planter is used. The operator to get the best results, will pick up the tuber, look for the seed or blossom end, passing it over the knife on upper side of pressure lever, thus removing the cause of so many empty potato hills in your potato patch. Then, according to size of potato, place it on knives so that when lever is pushed down it will be cut into two, four or six; or if a very large one, split it and cut each half into as many pieces as its size will require. From six to eight bushels can be cut with it in an hour. The saving in time alone will more than pay for this cutter the first season it is used.

Cutter will last a lifetime. Can you afford to be without it? Price, \$6.00.

Four-Row Sprayer



Hudson's Perfection

An exceptionally well made sprayer, top head concave, bottom convex, all seams riveted and soldered. A practically unbreakable outfit which has no equal for potato spraying, whitewashing or general use. Will handle perfectly all liquids, either thin or heavy.

Pump of seamless brass tubing.

Nozzle is our regular Perfection Shut-off Nozzle, which will operate perfectly at all times. **Price, with Galv. Tank, \$7.00; with Brass Tank, \$9.50.**



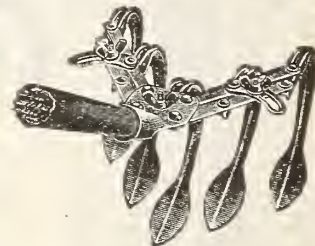
PULL-EASY

Adjustable Garden Cultivators

Cultivator Hoe, No. PE5

Combines the convenience of the popular 5-prong style with the additional advantage of the great PULL-EASY adjustable feature. Teeth are 9 inches long and very broad and strong. These long grasping teeth will cultivate deeper and more thoroughly than any other garden tool.

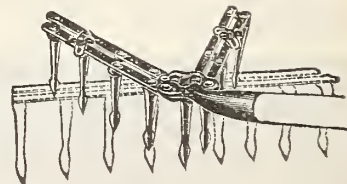
4-ft. straight-grained ash handle. **Price, \$1.10 each. Parcels post paid, \$1.35.**



Cultivator Rake, No. PE9

At full width of 18 inches is better than an ordinary rake for preparing the seed bed, because of sturdy, long teeth. When vegetables are small the middle tooth is quickly removed for straddling plants and working two rows at once.

Teeth 3 inches long. **Price, \$1.20 each. Parcels post paid, \$1.40.**



Tree Protectors

My improved Tree Protectors are made from wood veneer, 10 inches wide by 20 inches long, are soaked at the lower end in creosote, which preserves the wood coming in contact with the ground. Their advantages are: The prevention of injury from rabbits and mice; from borers, insect pests, hot blistering sun and winter blasts; from injury against the whiffle-tree when cultivating the orchard; against sun scalds. Trees thus protected will not become hide-bound; it will prevent the bark from bursting open on young trees in extreme cold weather. I will furnish this protector for **2 $\frac{1}{2}$ c each, \$2.00 per 100, not prepaid.**

Absolute success in orchard growing depends on spraying as well as on getting the right varieties and on hardy roots.

"Practical Potato Culture"

Is what its name implies, a treatise edited by a practical grower of long experience, E. A. Rogers, Maine, who is at the head of Seed Improvement Department of that State which holds the record of the largest per acre. It contains 128 pages with 26 half-tone illustrations, indexed under 38 Chapter heads, giving information of General Farming, Potato Soils, Humus, Deterioration of the Potato Seed and Cutting of Same, Saving Potato Boli Seed, Fertilizers, Cultivation, Insecticides, Harvesting, Storehouses, Marketing, Home Gardens, Melons, etc.

The price of this valuable book is 50c, but for the present we will mail copies free to our customers upon receipt of names and addresses plainly written and 6c postage stamps to pay postage.

Bug Death Aphis

For sucking insects, lice, aphids, flea, beetles and fungus, this preparation is offered with full confidence in its protective as well as destructive power. There is no place where it can work injury, its sole mission being to protect and to save.

For the currant worm, the Flea beetle, the Rose or Tree aphid, as well as other forms, its destructive power is assured. Dr. Twitchell has for 16 years relied on Bug Death, which constitutes the base of Bug Death Aphis, in all his field and garden work, with complete success.

The housewife will here find the ideal agent to use for the health of all house plants, and the greenhouse worker be assured security from all necessity for using any of the arsenical preparations; the orchardist finds here the ideal dust for his trees carefully mixed, ready for use; the gardener be insured against attacks from those pests and diseases which so often work serious injury, and all the while the health of the plant and life of the soil will be enhanced. That it is absolutely free from all forms of arsenic gives it a peculiar value with those who would seek freedom from the danger attending the use of that indestructible mineral poison, whose only mission is to kill. We offer **Bug Death Aphis**, believing that it will meet a long felt want and prove of incalculable value to all growers.

DIRECTIONS

Apply, using Dickey Bug Death Duster, cheese cloth bag, blower gun, or, for apple trees, power blower.

First application should be when leaves are half-grown, and second just as petals fall.

With all house plants apply as soon as presence of aphid or lice is suspected. A generous application will at all times promote health and prevent attacks.

12 oz. Sifter Top, each 25c, postpaid; 10 lbs., \$1.40; 80-lb. Kegs, freight, \$8.75.

STIM-U-PLANT

Plant Stimulant Tablet, An All - the - Year Fertilizer for Garden and House Plants

Growers of fine flowers, shrubs and vegetables for the best markets and for exhibition fertilize and stimulate them frequently, a little at a time. An excellent fertilizer for this purpose is Stim-U-plant, an **orderless**, highly concentrated plant-food, in tablet form, with guaranteed chemical analysis of 11 per cent nitrogen 12 per cent potash. The proportions are accurate, there is no wasted filler. In this form you apply plant food just where you want it. Stim-u-plant is specially fine for roses, increases production, brightens color and improves quality at once. Amateur growers should not attempt to use other plant stimulant. This is prepared to do just what you desire; use it out doors and in the potted plants in winter. It is fine for trees, gardens, flowers and potted plants. Very easy to use. Full instructions with each package. Order **"Stim-u-Plant"** tablets with your seed and tree order. **Trial size, 15c; medium size, 25c; 100 tablets, 70c; 1,000 tablets, \$3.50.**




Bug Death Gun—This gun is the best and cheapest method of distributing Bug Death or other dust preventals. These can be packed up with your other orders, and you will find it a very satisfactory buy. **Price, \$1.00.**

Bug Death

A non-poisonous powder to be applied dry or mixed with water and sprayed on the plants. It is a death to the potato, squash and cucumber bugs, currant and tomato worms. It is best applied dry with a duster or bellows at the rate of about 12 lbs. per acre. **Price, 1 lb. sifter tops, 25c; 3 lbs., 40c; 5 lbs., 65c; 12 1/2 lbs., \$1.45; 100 lbs., \$8.75.**

Dickey Shaker, for applying above, 50c each; **B. D. Shaker, 80c each.**



B. S. Wells, Beaver City, Neb., 4-11-25

With this order for seeds I am enclosing photograph of Kershaw Crookneck Squash. These were planted from the common Kershaw seed. The necks are nearly as thick at the end as at the seed bowl. None of them had many seeds and ranged from 26 inches to 3 feet long. The few seeds they produced were planted the next year and produced the typical Kershaw squash. What was the cause of this freak?

Dry Lime Sulphur

For many years growers have been using liquid lime sulphur solution; they are thoroughly familiar with its use and the results it will accomplish as a spraying material.

A barrel of liquid lime sulphur weighs 600 pounds. Eighty pounds of dry lime sulphur will accomplish the same results. It is easily handled, can be carried over winter safely as it will not leak out of container, and no danger of freezing.

It is particularly effective in control of the following: San Jose Scale, oyster shell bark louse, scale insects; fungus diseases, such as peach leaf curl and apple and pear canker, apple scab, brown rot on peach or plum, blister-mite, etc.

All orchards should have a dormant or winter spray of lime sulphur. For further information write for pamphlet.

1. Dormant Spray, for Scale when Blossoms Fall, 1 lb. to 3 1/4 gal. of water.
2. For Worms and Diseases, 1 lb. to 16 gal. water. Add 1/4 lb. lead arsenate.

3. Every ten days, repeat second spray.

1 pound packages.....	\$ 0.35
5 pound packages.....	1.25
10 pound packages.....	2.25
25 pound packages.....	3.95
100 pound packages.....	14.80

Sulphur—Powdered. For mildew. 1 lb., 15c; 5 lb., 60c; 10 lbs., \$1.00; 100 lbs., \$6.00.

Bordeaux Mixture. Powder. Can be used dry or as a spray. When used as a spray, 6 lbs. to 50 gals. of water will make 3-3-50 mixture. 1 lb., 45c; 5 lbs., \$1.70; 10 lbs., \$3.25; 100 lbs., \$21.00.

Dry Lead Arsenate: A poison for chewing insects that does not burn the leaves and stays on longer than any other. Kills most insects rapidly and efficiently. Controls Codling Moth, Leaf-rollers, and all leaf chewing insects. 1 to 1 1/2 lbs. to 50 gallons of water. **Price, 1 lb., 5c.; 4 lbs., \$1.85.**



Saves Money by Saving Crops

It is estimated that rats and mice consume grain each year in the United States alone the value of more than \$10,000,000. Most of this waste can be saved if Rax is given a chance.

Rax Is Not a Poison—While it is absolutely deadly to rats and mice, it is **harmless to human beings, domestic animals, poultry and birds.** It may be used anywhere with complete safety.

Rats Leave Before They Die. Within a few days after eating bait prepared with Rax, rats and mice become feverish and seek the open air where they die—outdoors.

How to Use Rax. Add water to the bottle and shake contents until water is cloudy. They moisten bait (bread, crackers or cheese) with the mixture and place it near the holes. Rax does not affect the taste of the bait.

Directions with each package. Bottle is enough for an ordinary house; allow one bottle to each 500 feet of floor space in large barns, mills, etc. **Price, 75c per bottle, postpaid.**

FERTILIZERS

Odorless Lawn Dressing

A lawn dressing that we can highly recommend. Good soil builder and plant food. For lawns use three pounds per 100 sq. ft., three times each year. **5 lbs., 40c; 10 lbs., 75c; 25 lbs., \$1.50; 50 lbs., \$2.25; 100 lbs., \$3.75.**

Superphosphate

This is used very extensively on heavy soils for all truck gardening, and should be used in conjunction with all animal manures. **5 lbs., 35c; 10 lbs., 65c; 25 lbs., \$1.25; 50 lbs., \$2.00; 100 lbs., \$3.25.**

Ground Bone Meal

Is an excellent fertilizer for all gardening purposes, particularly adapted for fruit trees, roses and all nursery stock. Should be forked in the soil in the fall if possible. **5 lbs., 35c; 10 lbs., 60c; 25 lbs., \$1.25; 50 lbs., \$2.25; 100 lbs., \$4.00.**

Groz-It

Pulverized sheep and cow manure. No odor, dried, ready for use. Exceptionally good if used in conjunction with superphosphate for lawns, golf greens, and gardens generally. **100 lbs., \$3.25; 500 lbs., \$15.00; 1/2 ton, \$28.00.**

Nitrate of Soda

Should be used very carefully. One tablespoonful to gallon of water. Produces foliage abundantly. **1 lb., 20c; 2 lbs., 35c; 10 lbs., \$1.50; 25 lbs., \$2.55; 50 lbs., \$4.15; 100 lbs., \$6.95.**

Peanuts—These are Southern grown large peanuts, not suitable for seed purposes, but very desirable for roasting and eating. Can be roasted in any oven, and at the very low price should be kept in quantities for that purpose. **5 lbs., 90c; 10 lbs., \$1.75; 25 lbs., \$4.00; 50 lbs., \$7.50; 100 lbs., \$14.00.**

Popcorn—A very fancy popping brand, not graded for seed purposes, but will pop practically perfect. **5 lbs., 60c; 10 lbs., \$1.10; 25 lbs., \$2.50; 50 lbs., \$4.50; 100 lbs., \$8.00.**




Gurney's Selected Crated Ear Seed Corn

The seed corn situation for the spring of 1926 is a peculiar one in that few, if any, of the larger varieties such as Reid's Yellow Dent, Wimple's Yellow Dent and white varieties of that class matured sufficiently and early enough to stand the near zero weather of October and many who had saved their seed corn in the usual careful man-

White Dent Ear Seed Corn per bushel crate, \$5.50; 5 crates, \$25.00.

Dakota Yellow Dent — Identical with Dakota White Dent except that it is yellow. Season growth, etc., the same. **Price: Dakota Yellow Dent, per bushel crate, Ear Seed Corn, \$5.50; 5 crates, \$25.00.**

Dewolf's Extra Prolific — Originated by Mr. DeWolf of South Dakota, a man past 80 years of age. This corn matures equally as early as Dakota White and Dakota Yellow Dent, high-yielding and has produced as high as 150 bushels of ear corn per acre in the seed trial ground. If this variety was planted alone through the northwest, it would increase the value of the corn crop many millions of dollars. This, on account of its earliness and high yielding qualities. **Price: Dewolf's Extra Prolific Ear Seed Corn per bushel crate, \$6.50; 5 crates, \$30.00.**




ner, find on testing that the germination is too low for safe planting. It goes without saying that it would be bad policy to plant any corn that would give poor stand; that you can better afford to pay a slightly higher price for corn of nearly perfect germination rather than to have 60 to 70 per cent corn given you free.

It cost just as much to plow, cultivate and nearly as much to harvest the crop with a half stand as it does with a full stand and your returns are correspondingly low. Our men have investigated the seed situation in so far as the large varieties are concerned, and they agree with me that it will be difficult to find sufficient of really high grade corn of these varieties to supply the demand in 1926.

We have made careful selection of many bushels of these varieties and put them up in crates holding 70 pounds and we will ship it on the ear. One of these crates is sufficient to plant approximately seven acres. Some people would get 6 1/2, others 8 acres—depending on the number of kernels you use per hill.

This corn is stored in our frost-proof warehouses and we can ship on the day of receipt of your order or hold it for shipment until such time as you may designate. The price, we believe you will agree, is reasonable.



FIRST PREMIUM REID'S YELLOW DENT

Minnesota No. 13

This corn was originated by the Minnesota Agricultural College about 15 years ago. On account of its extreme earliness and high-yielding qualities, it has held first place for an early yellow corn throughout all of these years and by practical demonstration has proved specially valuable for feeding purposes. We do not advise planting Minnesota 13 much south of Yankton for your entire crop because you can grow a larger variety of corn that may yield a little more to the acre but no matter where you are located, we advise your planting some of this for early feed or for hogging off. **Price: Per bushel crate, ear Seed Corn, \$5.50; 5 crates, \$25.00.**

VARIETIES

Reid's Yellow Dent — Is the ideal corn for almost any point south of Yankton, South Dakota. Our Reid's Yellow Dent has been grown well north for many years and is the earliest strain obtainable but if you are located north of Yankton, South Dakota do not expect to mature Reid's Yellow Dent every year. Under favorable conditions and with favorable seasons, it may be matured as far north as the northern part of Iowa but you should not run the risk. **Price: Reid's Yellow Dent Ear Seed Corn, per bushel crate, \$6.00; 5 crates, \$27.50.**


Wimple's Yellow Dent — An earlier variety of the large corn. May be planted anywhere south of the south line of Minnesota and with normal year, should mature crops of well-formed, deep-grained ears, yielding equally as well as any other variety. This corn originated in Union County, South Dakota, a number of years ago and there is probably larger acreages of Wimple's Yellow Dent planted in southeastern South Dakota than any other variety. **Price: Wimple's Yellow Dent Ear Seed Corn, per bushel crate, \$6.00. 5 crates, \$27.50.**

Iowa Silver King — This is about the same size and season as Wimple's Yellow Dent and is recommended by the Ames College for as far north as northern Iowa and is certainly King of the white varieties. Ears very uniform in size and shape. **Price: Iowa Silver King, per bushel crate, \$6.00; 5 crates, \$27.50.**

Dakota White Dent — A medium sized white corn about 10 days earlier than Minnesota 13. Yields in good soil and with good care, approximately 65 bushels per acre. Safe to plant any ordinary season as far north as Madison, South Dakota. Produces stalks 7 to 9 feet, according to locality and ground used. Valuable as an early feeding corn. A desirable variety. **Price: Dakota**

Early Murdock

This corn matures about one week later than Minnesota 13, resembles it in a general way, excepting it is a little larger ear and will probably produce more bushels to the acre. We advise this corn for the main crop from central Nebraska or Iowa north, to as far as Huron, South Dakota. Either way from that point it can be planted to advantage; farther north for silage purposes and south for early feed. It is a very desirable, early, yellow corn. You will be well pleased with this wherever planted. **Price: Per bushel crate, Ear Seed Corn, \$5.50; 5 crates, \$25.00.**



Flint Varieties


We do not offer any of the Flint varieties on the ear. However, we can furnish most of the varieties that way if you prefer, and we refer you to pages 53, 59 and 60 for Flint corn and other varieties of seed corn shelled. Many people prefer the shelled corn to the ear corn.

Season for Shipping Seed Corn

It is going to be a scramble at the last minute in the spring of 1926 for your seed corn and we advise placing your order for such amount as you want, immediately upon receipt of the catalog. This does not mean that you will have to have it shipped to you at that time. We will keep it in our heated warehouses until such time as you desire to ship and you may set assured, that the corn we select for you will be of high germination, suitable for your locality.

Stephen L. Merritt, Akron, N. Y.

I planted five acres of Rain-bow Flint corn and husked over 500 bushels of ears. It was sure a fine crop.



A PROPERLY ARRANGED HOME FRUIT AND VEGETABLE GARDEN

We have thousands of calls each season asking us to plan for our customers a fruit and vegetable garden for a small tract. Usually just a partition of a town lot - something at the back end of the home lot next to the alley. After going over this matter very carefully and figuring out what may be produced on what might be termed a "small patch," it is really remarkable, and if you will follow our suggestions, you will reduce the cost of living in a large way and have fruits and vegetables for use while fresh, and a sufficient amount of some things for the canned winter's supply. The plan described below is supposed to be 20x44 feet - the 44 feet on the alley, the 20 feet from the rear end of the lot towards the house.

We have arranged to plant on the 44 feet alley line 22 Tartarian Honeysuckles. This makes one of the most desirable hedges, may be trimmed to any height or width desired and it produces in the early spring a mass of pink and white flowers, followed by glossy, globular - shaped leaves - these by immense quantities of small red berries (not eatable) that remain on the plants until late fall, making one of the most desirable, beautiful hedges one can imagine.

Then 2 feet from the lot line, running the 20 foot way, a row of 10 Perfection Currants planted two feet apart. On the other end of the garden, two feet from that lot line, 10 Carrie Gooseberries; then four feet out from the Carrie Gooseberries, 10 Gurney's Seedless Rhubarb. This is unlike the ordinary Rhubarb as it does not produce seed stalks and on account of this, the season for desirable rhubarb lasts for many weeks.

Then at the other end between the Currants and one side of the two foot path, running full length of the 44 foot way, a square 10x10 feet planted to 100 Washington Asparagus. If you will follow our instructions in the Asparagus bulletin in planting and caring for these, you will be able to cut that delicious asparagus for many weeks early in the spring.

Then, across the path from this on the opposite side, another 10x10 foot space planted to 100 Champion Everbearing Strawberries, that will produce fruit from the first of June until the ground freezes in the fall, not a stingy little crop now and then, but continuous bearing. To get the best results, these may be irrigated as it will increase the quantity and the size of the fruit.

Along the entire 44 feet, on the inside of the garden where it will divide itself from the lawn, we have allowed 10 Beta Grapes. Set a post at your lot-line on either side, another on each side of the four foot walk that leads to the alley. Place two wires, one about one foot from the ground, the other two feet and the Beta Grapes will take charge of them, covering this trellis rather well the first season. The second season add another wire and they will furnish an abundance of this fruit for a large family for many purposes.

Between the asparagus and strawberries on the one end and the rhubarb on the other, there are the rows of the various varieties of vegetables that can be best grown in a small garden. For instance; two rows of Gurney's Rust Proof Wax Beans will produce all the fresh wax beans an ordinary family can use and allow you to pick many pails of these crisp beans for pickling and canning. The three rows of carrots ten feet long will produce an ample supply to use from the time they are the size of the little finger until matured in the fall. A row of 20 feet or ten, Earlibell Tomatoes, planted and cared for as described in the tomato section of this catalog will yield you from one-half to three-quarters bushels of tomatoes per plant. The two 20 foot rows of Malakhof sweet corn will give you that delicious corn earlier than any other variety and at a time when the price for fresh sweet corn is beyond the ordinary purse.

Many of these rows, such as radish, leaf lettuce, onion sets, etc. will have matured and been removed so that you may make additional plantings of the same, or other, varieties of vegetables and have a continuance thru the entire season.

We have made this carefully for your benefit and we know you will be pleased with it. You are under no obligations to buy all of this but avail yourself of such portions of it as you wish. The entire assortment of nursery stock for the fruit garden, figured at catalog price, \$18.20. This will be furnished to you for \$17.00. The Garden Seed and onion sets, at catalog price, are \$2.05. These will be sent to you postpaid \$1.75. Or if you want the combined fruit and vegetable assortment, it will be sent to you for \$18.50.

If this does not fit your grounds, and you will give us measurements of same, we shall be glad to prepare a sketch for you showing what we would plant if we were you.

- Catalog price: Fruit Garden, \$18.50
- Bargain collection price: Fruit Garden, \$17.00.
- Catalog price: Vegetable seed collection, \$2.05.
- Bargain Collection price: Vegetable seed collection, \$1.75
- Combined fruit and vegetable garden, \$18.50.

MATERIALS AND PRICE FOR FRUIT AND VEGETABLE GARDEN

22 Tartarian Honeysuckle 2-3 ft.	\$ 5.20
10 Perfection Currant	1.90
10 Carrie Gooseberry	2.25
100 Washington Asparagus	1.50
100 Champion Everbearing Strawberry	2.10
10 Gurney Seedless Rhubarb	3.00
10 Beta Grapes	2.25
Total	\$18.20
Bargain Price	17.00
1/2 Pint Malakhof Sweet Corn15
1 Pkt. Earlibell Tomato15
1 Pkt. New York Purple Eggplant10
1 Pkt. Ruby Giant Pepper10
1 Oz. Gurney's Model Globe Beet15
1 Pkt. Gurney's Gold Lump Carrot10
1 Pkt. Oxheart Carrot05
1 Pkt. Moss Curl Parsley05
1 Pkt. Icicle Radish05
1 Pkt. Gurney's Scarlet Globe Radish10
1 Packet Gurney's Stonehead Riviera Lettuce10
1 Pkt. Grand Rapids Lettuce05
1 Pkt. Chinese Cabbage Pe Tsai10
1 Pkt. Mammoth Si Salsify10
1/2 Pt. Gurney's Everbearing Wax Bean20
1/2 Pt. Yankton Main Crop Pea15
1 Pkt. Hollow Crown Parsnip05
1 Lb. Onion Sets30
Total	\$ 2.05
Bargain Price Postpaid	1.75
Bargain price for fruit and vegetable collection	\$18.50


22 Tartarian Honeysuckle for Alley Hedge

10 Perfection Currant	10 x 10 ft. 100 Washington Asparagus	Parsnips	Peas	Peas	Onion Sets	Onion Sets	Lettuce Leaf	Lettuce Head	4 Foot Walk	Parsley	Carrots	Carrots	Carrots	Tomatoes	Sweet Corn	Corn
	10 x 10 ft. 100 Champion Everbearing Strawberry	Parsnips	Beans	Beans	Salsify	Chinese Cabbage	Radish	Radish		Beets	Beets	Pepper	Egg Plant	Tomatoes	Malakhof	Malakhof Sweet

10 Beta Grapes on trellis for division between Garden and Lawn

Oat and Clover Huller and Scarifier

I am showing a picture of the new Volz Huller and Scarifier. We have tried, we believe, all of the hullers and scarifiers that have been introduced by many inventors and none of them have given so satisfactory work as this. The price may seem high and it would be an unwise investment for a person who had only a small quantity of alfalfa, clover or oats, or other grains, to hull and scarify, but if you are growing pigs, calves, and chickens and do not grow the Hullless Oats, then you can well afford to own one of these scarifiers. It removes the hull from oats, speltz, and similar grains; it scarifies the hulls sweet clovers, alfalfas and other seeds of that kind in the first operation and works rapidly. In simplicity of construction, operation and durability, no other machine compares with it and it requires less power than any machine doing an equal amount of work. This huller may also be attached to a threshing machine thus rendering threshing, hulling and scarifying one operation.



OATS AND CLOVER HULLER

These machines are equipped with power pulley and shipment can be made on day of receipt of the order. **Price: \$150.00.**

With each order, no matter how small your order may be, there is always something extra packed with it. With each \$4.00 order for garden or vegetable seed, you will receive a new vegetable cook book, containing many hundreds of the best recipes for the preparation of vegetables for the tables. These are selected from thousands submitted to us by our customers. If your order is for less than \$4.00, you will receive a credit for 25c for each dollar ordered. For instance, if your order is for \$3.00, add 25c additional for this valuable cook book.

Premiums and Gifts

With each order, no matter how small your order may be, there is always something extra packed with it. With each \$4.00 order for garden or vegetable seed, you will receive a new vegetable cook book, containing many hundreds of the best recipes for the preparation of vegetables for the tables. These are selected from thousands submitted to us by our customers. If your order is for less than \$4.00, you will receive a credit for 25c for each dollar ordered. For instance, if your order is for \$3.00, add 25c additional for this valuable cook book.

Premiums in the Nursery Department

I am unable to tell you today just what the premiums will be in this Department. In fact, when your order is placed with us, we will have to judge from the kind of stock ordered by you that which would be most desirable to add to it and we will do this with each order and we believe our selection will be a pleasant surprise to you.



Premiums in the Field Seed Department

In the Field Seed Department, the net profit is very small and we cannot promise much in the way of free goods in that Department but we shall figure out something that will please you.

Premiums in the Poultry Department

We will ship to you the best cockerels and baby chicks you have ever had. We will ship them out at the proper time, all transportation charges prepaid. They will be delivered to your door, if you are on a rural route, with out guarantee of 100% live chicks. These will be of our own hatching and to take care of the increased business, we have added 50,000 egg capacity this year.

Something of the Quality of Our Chicken

The Greater Northwest Association's fall show is just coming to a close at Yankton. We made approximately 40 entries and received a greater percentage of premiums for the entries made than any other person, firm or corporation. In the Jersey Black Giants alone we received ten premiums; in the Single Comb Brown Leghorns, 8 premiums and a corresponding number in other breeds entered.

We are telling you of this so that you may know something of the quality of the birds back of the baby chicks. I wish you would study the colored page of cockerels (Page 42). These are all reproduced from photographs of prize-winning birds. We have the best talent possible at the head of this Department and we have one man on the road almost continuously giving public lectures and demonstrations in poultry growing, culling and breeding. If you are not too far away, we can give you this service in your community.

Hullless Oats

This is sort of a mixed-up page, written just as the catalog is going to press and several days after Hullless Oats copy was sent in. We have received so many letters from growers of Hullless Oats that I cannot help adding a few words. People who purchased small lots in 1923, 1924, and 1925, harvested this year car loads and write us glowing and enthusiastic reports commending us for the distribution of this valuable new feed. I predicted when I first offered Hullless Oats that it would soon take the place of the old oats with the hull on and I am firmly convinced now than then that the statement is correct. Why produce oats with 33% of its weight in an undesirable, non-digestible fibre called "hull"? Why pay freight on it to the terminal market? Why feed this undesirable oat with the hull on to small pigs and calves? There is a greater loss from the irritating effect from these hulls in the small stock than any other cause.

Hullless Oats makes the best oatmeal — you can make it in your own home. It requires more time for cooking for the reason that the commercial oatmeal is pre-cooked when you receive it. This is necessary to assist in removing the hull but your Hullless Oat makes a more delicious food than the commercial kind.

We have introduced and distributed many new varieties of vegetables, fruit and grains to the Agriculturist. I feel today that the Hullless Oat stands in value very close to the top of all of these introductions. The demand for this feed is such that the price will remain apparently high for possibly several years yet. We are making just as great a reduction as possible this year. We advise planting 50 pounds per acre. The cost this year is \$7.00 per hundred pounds, 300 pounds, \$19.00.

A. E. Anderson, Tolna, N. Dak. December 7, 1925.

Received and planted the free package of pumpkin seed and the enclosed picture shows the result. Our boy is very proud of the pumpkin and photo. Nothing used to make it grow larger. He wants to see his picture in the 1926 catalog.

W. H. Liebrez, Minnesota, February 23, 1925.

I planned the Hullless Oats one year. I sent for the seed very late and when I received it I had planted all my best land and only had the poor pieces left. The yield was 50 bushels per acre. Had I planted it on my best ground, I think the yield would have been 75 bushels per acre. I sowed 65 pounds per acre. I had other oats planted next to the Hullless. The Hullless grew six inches taller, good, stiff straw and I believe it to be the very best feed for pigs, chickens, small calves, etc. They leave everything else and go to the Hullless Oats.

We used considerable of it for oatmeal and it is very excellent but requires a longer time to cook. The seed is so heavy you can put four bushels in an ordinary grain sack.

Evert Mines, S. D. January 29, 1925.

I am sending you my order for seed corn and it will be followed later for other seeds. Have been planting Gurney seeds for many many years and have yet to be disappointed in Gurney quality. Have always found your information and service very dependable. The 100 pounds of Hullless Oats yielded 2,000 pounds, 1 bushel Bugless potatoes, 20 bushel, the bugs thought they were pumpkins and let them alone.


For the Best Photograph

You are growing every year from seed, trees or shrubbery, a beautiful vegetable or flower garden, nice landscaped home, a specimen flowering, or ornamental shrubbery, wonderful fruit trees with immense quantities of fruit, a fine field of corn, grain or forage, and we want from you a photograph of this, whatever it may be, and for the photograph winning the cash prizes, we will pay \$10.00 for the first selection, \$5.00 for the second and the next four, \$2.50 each. These will all be used in the 1927 catalog.

Your father and mother, and in many cases, your grandfather and grandmother, planted Gurney's Seeds and Trees. We want a photograph of the person or persons who planted them long ago. We would like the photograph taken with a grove, an evergreen, or any other tree or shrubbery that was furnished by Gurney and planted long ago. For this photograph we will pay \$10.00 cash.

All photographs must reach us before December 1st, 1926.

Liscomb, a Hardy Variegated Alfalfa



This extremely hardy, high-producing alfalfa belongs to the same type as the Grimm alfalfa, having the variegated flower, the large crowns and the branched root and is eminently suited to extreme cold countries where the snowfall is light or to places where heaving, from freezing, is indulged in by Mother Earth. It has been almost impossible to grow alfalfa in the extreme east as well as in the east-central states on account of the ground freezing full of water and as it freezes, it expands and loosens the alfalfa plants in the ground and leaves them high and dry in the spring. This is overcome greatly by the planting of the Liscomb, Grimms and Cossack alfalfas, as they are (all of them) branched root type and hold to the soil better.

It has given every evidence of its ability to resist winter-killing and withstand drought or excessive moisture.

Studies and experiments in alfalfa during the recent years have brought a new era in alfalfa producing. The demand for hardy varieties is increasing yearly and Liscomb will be among the best varieties. It is difficult to determine, when the fields are growing, the difference between the Grimm and Liscomb. The first planting of Liscomb was made in 1877 in Montana, and the original fields are still there and in good condition.

The characteristic of the Liscomb plant is a spreading root system with several roots

extending deeply into the ground. This alfalfa stands pasturing and cutting equal to any other variety and in quality of hay per acre, compares favorably with the best. **1 lb., 60c; 10 lbs., \$4.50; 60 lbs., \$24.00; 100 lbs., \$39.00.**

Blue Hullless Barley

This is the last page of the catalog to go to the printer. I have just been going through the warehouse and examining the various lots of grains and seeds in storage for spring planting and one sample strikes me so favorably, with its large, plump grains, its deep blue color and the record that comes in connection with it, that I cannot help writing a little something extra about it.

This seed tests better than 60 pounds per measured bushel. You can realize from this, when common barley weighs only 48 pounds, that a sample of Blue Hullless, testing so high, must be extra good and the party who grew this for us reports a yield of more than 70 bushels per acre and a rainfall in his locality of less than he has known for many years being short approximately eight inches during the growing season. Other crops in the same vicinity, with the exception of Hullless Oats, were almost a total failure while the Barley produced the biggest crop of seed ever grown. We are fortunate in securing this crop of barley for our customers and you will be equally as fortunate, if you plant even a small field for early feed. It is especially valuable for pigs, chickens, calves, etc. and you can feed it several days in advance of other grains and the yield is really enormous.


We are making a special price on this lot of barley so long as it lasts, of **\$10.00 for 240 pounds; or 480 pounds for \$19.00.**



The Clipper Fanning Mill

It is more than a fanning mill as it is the best machine for fanning, cleaning, grading or separating seeds and grains ever manufactured. We have sold these machines for more than twenty years under a guarantee that they would make any separation that any mill would, and a better separation than any other mill or machine; in fact, a guarantee of satisfaction, or the right to return the machine (after writing us) your money to be refunded and transportation charges paid by us both ways. When we tell you that we sold in 1925, many carloads of these machines with the return of one mill (and that without cause) you will understand how well the machine is liked. I think I am safe in saying that 95% of the seed houses of the world are equipped with the Clipper Fanning Machine. The seedsmen, of necessity, must have the machine that will do the best work — if there was another machine that would do better work than the Clipper, the seedsmen would have it. The recommendation of the combined seed houses of the world should be ample for you. We know, that if you are in the market for a machine after figuring the durability of the Clipper, (we have had a single machine in operation in our warehouse for more than 25 continuous years and it is in good workable condition yet), you will feel that the price asked for this machine is reasonable.

We carry the No. 1 B and No. 2 B in car lots in Yankton and can make shipment from this point always on day of receipt of order. Orders from the extreme east or northeast will be shipped direct from the factory, saving time and transportation.



Buy a Clipper and Increase Your Yield

You have a crop of grain, a part of which is going to be fed or marketed. You can just as well scalp out with the Clipper and plumpest, most-perfect grains and in this way plant your best seed and increase your yield, building up the seed stock each season until you have the maximum. The price of these machines, equipped with twelve screens, suitable for all kinds of cleaning and seed grains and corn grading — is **No. 1 B, \$34.95; No. 2 B, \$43.95.**

The New Vegetable "Topepo"

A cross between the Sweet Pepper and the Tomato. A new vegetable of exquisite flavor combining all the delicious qualities of the pepper and tomato. I venture to say that we are offering this wonderful vegetable ahead of any other seedsmen in the world and we have only a very limited supply of the seed. This fruit, shipped on the terminal markets, has taken the trade by storm and it has averaged 1200 crates of 17 pounds each per acre, and has sold at an average of \$1.25 per crate in the field.

Keeps fresh and delicious longer after picking than either of its parents. The topepo is also used with tomatoes and other vegetables, sliced in salads, and is a succulent dainty for those who find the bell pepper a trifle too enthusiastic, and not mellow and delicate enough. It is also stuffed with shrimp, crab, or lobster salads. Soups and chowders, fish gravies and dressings, and other table delicacies are enhanced in flavor by the addition of sliced topepo.

The Topepo has a very limited amount of seed. The greater percentage of them produce no seed at all and on account of this, the seed cost is very high. It requires approximately 4 ounces of seed to grow enough

plants to plant an acre.

The price per pound, **\$100.00;**
per oz., **\$10.00;**
per 1/2 oz., **\$6.00;**
per package, **50c.**



This photograph shows a portion of the main buildings, together with the employees working in these particular buildings, but does not include those working in the Nursery or in the Nursery Department.

We employ as high as 250 people, many of these employees have been with us for many years, many of them all of their lives. This long service makes it possible to give you the service which your orders entitle you to.

Remember this company has been in continuous operation for sixty years, always in the Northwest, Iowa, Nebraska and South Dakota, that its goods are shipped all over the world. The catalog goes to you and to hundreds of thousands of customers each year, that every year there has been an increase in the number of customers over the previous year, which could only be accomplished by satisfying those who buy from us.

The following are a list of the free Bulletins published by us, and to which you are welcome. This is a part of the Gurney Service.

- Asparagus.
- Alfalfa and Clovers.
- Prof. Hansen's Search for Alfalfa.
- Beans.
- Celery.
- Cabbage.
- Crop Rotation.
- Cauliflower.

- Cucumber.
- Carrots, Stock and Table.
- Corn, Sweet, Pop & Field.
- Hogging Down Corn.
- Cane, Kaffir, Milo & Sudan.
- Forage Crops.
- Fungus and Fungicides.
- Grasses, Pasture.
- Hot Beds, How Made.

- Lawn Making.
- Melons, Musk and Water.
- Mushrooms.
- Onions.
- Peanuts.
- Peas.
- Peppers.
- Potatoes.

Free Service Bulletins

- Pumpkins and Squash.
- Root Crops.
- Rotation, Crops.
- Rhubarb.
- Small Grains.
- Sweet Peas.
- Tomatoes.
- Turnips and Rutabagas.

- Tree Seeds.
- Apples and Crabs.
- Bulbs and Tubers.
- Cuttings.
- Evergreens.
- Flowering Shrubs.
- Hardy Perennials.
- Hedge Plants.
- Marketing.

- Peonies.
- Plums.
- Roses.
- Small Fruits.
- Spraying Insects and Insecticides.
- Strawberries.
- Shade and Forest Trees.
- Vines and Climbers.



A PORTION OF THE BUILDING AND EMPLOYEES OF THIS COMPANY

Honey Bees

South Dakota produces more honey per stand than any other state.

A little money invested in Bees will give you more pleasure and profits than the same amount invested elsewhere. The Bees I am offering you are free from disease and are the very best Italian Bees obtainable. The writer of this article, P. S. Gurney, got two pounds of these bees with a selected queen the same as we are offering you and they made in a single season 192 pounds of surplus honey besides making about 60 pounds for their own use. What have you that will give you such sweet returns? Price, 2 pounds Best Italian Bees and selected queen, \$6.10 by express. (About 7,000 Bees per pound.)

8 and 10-Frame Excelsior Cover Hive No Foundation

- 5-8-fr., 1 story hives, excelsior cov. K. D. \$12.50, wt., 110 lb.
- 5-10-fr., 1 story hives, excelsior cov. K. D. \$13.75, wt., 124 lb.
- 1-8-fr., 1 story hive, excelsior cov. K. D. \$3.00, wt., 24 lb.
- 1-10-fr., 1 story hive, excelsior cov. K. D. \$ 3.25, wt., 27 lb.

Slotted Bottom Bar Frames with Dadant's Wired Foundation Saves 75% of Your Time.

Medium brood wired foundation for Hoffman frames with slotted or unslotted bottom bars. Please specify when ordering.

- 1 lb., \$1.05; 2 lbs., \$2.00; 5 lbs., \$4.70; 25 lbs., \$22.90.

The above can also be supplied in the unwired style.

Thin super foundation for section boxes or shallow frames.

- 1 lb., \$1.10; 2 lbs., \$2.05; 5 lbs., \$5.00; 25 lbs., \$23.75.

Full sheets of comb foundation should always be used. They eliminate drone comb, insure straight combs, and spare the bees much labor.

Woodman's Bingham Bee Smokers, Best on the Market

- Little Wonder, 3 inch, each \$.90
- Doctor, 3 1/2 x 7 inch, each 1.25
- Smoke Engine, 4 inch, each 1.50
- Big Smoke, 4 x 10, each 1.75

Excelsior bee veil, made of wire screen, very durable, and fits over the head and shoulders in such a way as to be absolutely bee tight, each \$1.25.

Lewis 4-Way Bee Escape. 20c each.



Bee Supplies

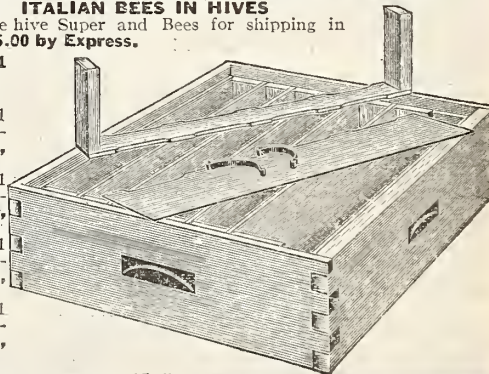
KD means Knocked Down, or in Flat; NP means Nailed and Painted. ONE-STORY STANDARD HIVE, WITH METAL COVER.

ITALIAN BEES IN HIVES

One complete hive Super and Bees for shipping in May or June, \$15.00 by Express.

10-Frame No. 1 Style Comb Honey Super

- 5-8-fr., No. 1 comb honey supers, K. D. \$4.55, wt., 36 lbs.
- 5-10-fr., No. 1 comb honey supers, K. D. \$4.90, wt., 38 lbs.
- 1-8-fr., No. 1 comb honey super, K. D. 1.20, wt., 10 lbs.
- 1-10-fr., No. 1 comb honey super, K. D. 1.23, wt., 10 lbs.



- 5-8-frame shallow ext. supers K. D. \$4.50, wt., 30 lbs.
- 5-10-frame shallow ext. supers K. D. 5.20, wt., 41 lbs.
- 1-8-frame shallow ext. supers K. D. 1.15, wt., 8 lbs.
- 1-10-frame shallow ext. supers K. D. 1.25, wt., 8 lbs.

HONEY BOXES

Size	Renown		Favorite		Wt.	
	Brand	Brand	Brand	Brand		
4 1/4 x 1 3/8	100	500	100	500	100 500	
Beeway	\$1.40	\$6.50	\$1.30	\$6.25	6 38	
4 1/4 x 1 1/2	Plain	1.25	5.95	1.05	5.45	6 32
4x5Plain	1.25	6.00	1.10	5.50	5 31	

SHALLOW EXTRACTING FRAMES

Per 10, 55c; per 50, \$2.35; per 100, \$4.50. Postage, 10c.






TABLE AND RATES FOR PARCEL POST FROM YANKTON, SOUTH DAKOTA

The United States is divided into seven Zones for parcels post purposes as shown by above map.

Packages weighing up to and including seventy pounds will be accepted for shipment to any part of Zones one, two and three while the weight limit in Zones four, five, six and seven is fifty pounds. The rates of postage vary in the different Zones and are:

From Yankton, S. D. to Zones 1 and 2 — 7c for the first one pound and an additional cent for each pound added, if your shipment should weigh seventy pounds, the limit in these Zones the postage would be 74c.

From Yankton, S. D. to Zone 3 — 8c for the first pound then add 2c per pound for each additional pound up to 70 pounds.

From Yankton, S. D. to Zone 4 — 9c for the first pound then add 4c per pound for each additional pound up to 50 pounds.

From Yankton, S. D. to Zone 5 — 10c for the first pound then add 6c per pound for each additional pound up to 50 pounds.

From Yankton, S. D. to Zone 6 — 11c for the first pound then add 8c per pound for each additional pound up to 50 pounds.

From Yankton, S. D. to Zone 7 — 13c for the first pound then add 10c per pound for each additional pound up to 50 pounds.

Distance Apart to Plant

The distances recommended here are for this section only. In other localities it may be advisable to change them.

	Feet Apart	No. per Acre
Apples and Crabs	20x24	90
Cherry and Plum	12x24	182
Hansen Plums	12x16	228
Currants and Gooseberries	4x 8	1,360
Blackberries and Raspberries	3x 8	1,810
Strawberries	1x4	No. per Acre
Asparagus	1x 4	10,888
Pleplant	4x 8	1,360
Trees or Evergreens for shelter belt	4x12	907
Grapes	6x 8	8907

Number of Trees or Plants to the Acre at Given Distances

12x12 inches	43,560	30x30 inches	6,970
15x12 inches	19,360	36x24 inches	7,260
24x18 inches	15,520	36x36 inches	4,840
30x12 inches	17,424	4x 4 feet	2,723
5x 4 feet	2,178	12x12 feet	302
8x 3 feet	1,815	16x16 feet	170
8x 8 feet	680	20x20 feet	108
10x10 feet	435	30x30 feet	48

Instructions for Laying Out the Orchard or Small Fruit Garden

First secure check wire, heavy garden line, tape line or other wire long enough for the longest way of the ground to be used, determine the distance apart you are going to plant, then fasten firmly to the line at the determined distance a marker of cloth or string. If a different distance one way than the other, then a different colored marker for the other distance. Then determine a corner tree or shrub, a place to start from, drive a stake at that point, place your first marker on your line at that point, fastening your line firmly not to that stake but to another in line with this first row far enough back to be out of the way, draw your line tight on the line wanted for first row and fasten firmly. Then place a stake (size half-inch by 12 inches is large enough) at each marker on outside of line. Then take far end of line and carry it quarter of a circle which will make an exact right angle to first row; keep the first marker at first tree, stake at markers again on outside of line, then take up line and place first marker at last determined tree of last line, then pull line to parallel first line as near the width of the orchard as possible, then stake at markers again, then take line placing first marker at last tree in first line and last marker at last tree in third line, moving the stake in third row established in or out as your line will determine. Again stake at markers and then move both ends of line to next trees in both first and third lines established and so on until you reach the first tree in first and third lines established. If directions are followed you will have perfect alignment in all directions.

Name of Seed	Pounds to Sow Per Acre	Lbs. per bu.	Time to Plant
Alfalfa	12 to 20 lbs.	60	Apr. 1st to Sept. 1st.
Alsike Clover	8 to 12 lbs.	60	Apr. 1st to Sept. 10th.
Alsike and Timothy Mixed	12 to 15 lbs.	..	Apr. 1st to Sept. 10th.
Awnless Brome Grass	10 to 25 lbs.	14	March, April and May
Barley	60 to 96 lbs.	48	April 10th to 25th.
Barley—for Nurse Crop	36 to 60 lbs.	48	
Broom Corn	5 to 8 lbs.	48	May and June.
Blue Grass—Canadian	30 to 40 lbs.	14	Apr.-July and Sept.-Oct.
Blue Grass—Kentucky	30 to 40 lbs.	14	Apr.-July and Sept.-Oct.
Bromus Inermis	10 to 25 lbs.	14	April and May.
Buckwheat	50 lbs.	52	June 20th to July 10th.
Cane—Broadcast	50 to 75 lbs.	50	May 15th to 30th.
Cane—in Drills	12 to 15 lbs.	50	May 15th to 30th.
Corn	9 lbs.	56	May and June.
Crimson or Scarlet Clover	14 to 20 lbs.	60	July to September.
Emmer	60 to 80 lbs.	40	April.
Flax	28 lbs.	56	May.
Lawn Grass	70 to 95 lbs.	..	
Lawn Grass	11b. for 300 sq. ft.	..	
Mammoth Clover	10 to 15 lbs.	60	April 15th to May 20th.
Mangle Wurtzel	4 to 6 lbs.	..	May.
Meadow Fescue	55 lbs.	22	April to June.
Millet—Common	40 to 50 lbs.	50	May 20th to July.
Millet—German or Golden	40 to 50 lbs.	50	May 20th to July.
Millet—Hungarian	40 to 48 lbs.	48	May 20th to July.
Millet—Japanese	10 to 15 lbs.	40	May 20th to July.
Oats	64 to 96 lbs.	32	April 10th to 30th.
Orchard Grass	20 to 25 lbs.	14	May.
Pasture Mixture	18 to 20 lbs.	..	April and May.
Peas—Canadian Field Broadcast	90 to 180 lbs.	60	April 20th to 30th.
Peas—Canadian Field with Oats	75 to 90 lbs.	60	April 10th to 30th.
Rape Dwarf Essex	3 to 8 lbs.	60	May 1st to Aug. 1st.
Red Clover	10 to 15 lbs.	60	April 15th to May 10th.
Red Top—Solid Seed	10 to 15 lbs.	40	May and June.
Red Top—Unhulled	20 to 25 lbs.	14	May and June.
Red or Creeping Fescue	35 lbs.	14	May and June.
Rutabaga	2 to 3 lbs.	..	June 15th to July 15th.
Rye	84 lbs.	56	
Rye—for Nurse Crop	42 to 70 lbs.	56	
Rye Grass	20 to 25 lbs.	14	May and June.
Sheep's Fescue	30 lbs.	12	May and June.
Sorghum—Broadcast	50 to 75 lbs.	50	May 15th to 30th.
Soy Beans—Broadcast	65 to 85 lbs.	60	May 10th to 30th.
Soy Beans—in Drills with Corn	15 to 20 lbs.	60	May 10th to 30th.
Speltz	60 to 80 lbs.	40	April.
Sudan Grass—Broadcast	15 to 20 lbs.	40	June and July.
Sudan Grass—in Drills	7 to 10 lbs.	40	June and July.
Sunflower	7 to 10 lbs.	24	May and June.
Sweet Clover	20 to 25 lbs.	60	April and May.
Tall Meadow Oat Grass	40 to 50 lbs.	10	May and June.
Tall Meadow Fescue	35 lbs.	14	May and June.
Timothy	10 to 25 lbs.	45	April and Sept.
Turnip	2 to 3 lbs.	..	July 20th to Aug. 1st.
Vetch	40 to 50 lbs.	60	April 20th to 30th.
Wheat	120 to 150 lbs.	60	April to August.
White Clover	8 lbs	60	

INDEX

- A**
- Abutilon.....36
 Achillea.....36-110
 Ageratum.....36
 Alfalfa.....55-137
 Almond.....5-102
 Althea.....102
 Alyssum.....36
 Amaranthus.....36
 Ampelopsis.....109
 Anemone.....36
 Anthirrhinum.....36
 Apples.....73-114
 Apples, Crab.....76-114
 Apricots.....78
 Aquilegia.....36-110
 Artichokes.....67
 Ash.....90
 Asparagus.....5-72
 Aster.....37
- B**
- Baccata Apple.....73
 Balloon Vine.....36
 Balsam.....36
 Balsam Apples.....36
 Barberry.....93-102-117
 Bargain.....127
 Barley.....63-137
 Basswood.....90
 Beans.....5-6-27
 Beans, Castor.....36
 Bechtles Crab.....102
 Bedding plants.....71
 Bee Supplies.....138
 Beets.....7
 Birch.....90
 Birds.....127
 Bittersweet.....109
 Blackberry.....83
 Bleeding Heart.....110
 Blue Grass.....61
 Borecole.....8
 Bouncing Bet.....36-51
 Box Elder.....90
 Broccoli.....8
 Bromus.....61
 Broom Corn.....69
 Brussels Sprouts.....8
 Buckeye.....89
 Buckthorn.....93-117
 Buckwheat.....62
 Buffalo Berry.....79
 Bug Death.....133
 Bulbs.....124-126
 Bulletins Free.....133
 Butterfly Bush.....102
 Butternut.....89
- C**
- Cabbage.....10
 Caladium.....124
 Calendula.....38-39
 Calliopsis.....38
 Canary Birds.....127
 Candytuft.....38
 Cane.....69
 Cannas.....39-124
 Canterbury Bell.....40
 Caragana.....90-93-117
 Cardinal Climber.....38
 Carnations.....39
 Carrots.....9-27
 Castor Bean.....51
 Catalpa.....91-126
 Cauliflower.....8
 Cedar.....93
 Celeric.....8
 Celery.....8
 Celosia Cockscomb.....39
 Centaurea.....38
 Chard.....7
 Cherry.....78-91
 Chestnut.....89
 Chickens.....41-42-45-136
 Chicken Remedies.....45
 Chicory.....8
 Chinese Cabbage.....11
 Chinese Lantern.....39
 Chrysanthemums.....40-49-71
 Cigar Plant.....38
 Cineraria.....38
 Cinnamon Vine.....109
 Citron.....17
 Clematis.....38-109
 Climbing Vine.....109
 Clover.....57
 Clover Huller.....136
 Cobaea Scandens.....38
 Coffee Tree.....93
- C**
- Coleus.....39
 Color Pages.....25-43-44-97-98-115
 Cockscomb.....39
 Columbine.....36
 Coreopsis.....40-110
 Corn, Field.....58-134
 Corn, Kaffir.....69
 Corn, Planters.....130
 Corn, Pop.....13-61-133
 Corn, Sweet.....12-27
 Cosmos.....38
 Cotenaster.....117
 Cottonwood.....91
 Cowslip.....40
 Cranberry.....103
 Cress.....8
 Crocus.....126
 Cucumber.....11-24-39
 Currants.....83-101
 Cuttings.....94
 Cypress Vine.....39
- D**
- Dahlias.....40-122
 Daisy.....40-110
 Dandelion.....13-130
 Delphinium.....48-110
 Deutzia.....102
 Dewberry.....83
 Dianthus.....46-110
 Dogwood.....102
- E**
- Egg Plant.....13
 Elder.....103
 Elm.....91
 Emmer.....63
 Endive.....14
 Escholtzia.....46
 Evergreen.....95-102
 Everlasting Flower.....46
- F**
- Fanning Mills.....128-137
 Fern.....71-110
 Fertilizers.....133
 Feterita.....69
 Field Seed Prices.....3-4
 Flax.....62
 Flowering Currants.....102
 Flower Seeds.....36
 Flowering Shrubs.....102
 Flowering Plants.....71
 Forest Trees.....90
 Forget-Me-Not.....46
 Foxglove.....40
 Four O'clock.....46
 Forsythia.....103
- G**
- Garden Plan.....135
 Gaillardia.....47-110
 Garden Lemon.....11
 Garden Tools.....129
 Garlic.....13
 Geranium.....47-71
 Gladiolus.....101-121
 Godetia.....47
 Golden Glow.....110
 Gooseberry.....85-101
 Gourds.....7-47
 Grafting Wax.....76-114
 Grapes.....84-101-109
 Grass Seed.....61
 Greenhouse.....71
 Guarantee.....2
 Gurneys.....1
 Gypsophila.....46
- H**
- Hackberry.....92
 Hazelnut.....89
 Hedge Plants.....117
 Heliotrope.....46-71
 Henantheum.....47
 Herbs.....54
 Hibiscus.....46
 Hog Pasture.....63
 Hollyhock.....47-110
 Honeysuckle.....93-104-109-117
 Hop Japs.....46
 Horseradish.....72
 Huckleberry.....33
 Hull-less Oats.....65-136
 Hunnemannia.....47
 Hyacinth Bean.....47
 Hydrangea.....104
 Hyacinths.....126
- I**
- Ice Plant.....47
 Index.....140
 Information.....2
 Insert Color.....25-41-99-115
 Instructions.....2
 Introductory.....1
 Iris.....47-111
- J**
- Japanese Flowers.....52
 Jonquils.....126
 Juneberry.....79
- K**
- Kale.....8
 Kochia.....48
 Kohl-Rabi.....13
 Kudzu.....48-109
- L**
- Larkspur.....48
 Lawn Grass.....62
 Leek.....21
 Lettuce.....14-27
 Lilac.....103-117
 Lily of the Valley.....124
 Lilies.....124-126
 Linum.....48
 Lobelia.....48
 Locust.....92
 Lupinus.....48
 Lyceum.....109
 Lychnis.....48-110
- M**
- Mangels.....7
 Maple.....92
 Marigold.....48
 Melon.....15-19-14
 Mignonette.....48
 Millet.....64-69
 Milo Maize.....69
 Moon Flower.....48
 Morning Glory.....49
 Mountain Ash.....92
 Mourning Bride.....48
 Mulberry.....79-95-117
 Mushrooms.....22
- N**
- Narcissus.....125
 Nasturtiums.....49
 Nitragin.....128
 Nursery Dept.....72
 Nut Trees.....89
- O**
- Oak.....92
 Oats.....65-136
 Okra.....22
 Olive, Russian.....93-117
 Onions.....20
 Onion Sets.....21
 Orchard Grass.....61
 Ornamental Grasses.....47-110
 Ornamental Shrubs.....102
 Ornamental Trees.....90-95
 Order Blanks.....3-4
- P**
- Pansy.....50
 Parcel Post.....139
 Parsley.....22
 Parsnips.....28
 Pasture Grass.....61
 Peanuts.....22
 Peaches.....82
 Peas.....23
 Peas, Cow.....68
 Peas, Field.....68
 Peas, Sweet.....48-52
 Pea Tree.....90-93-117
 Pears.....79
 Peony Seed.....51
 Peonies.....112-120
 Pepper.....27
 Perriwinkle.....110
 Perennials.....110
 Petunias.....49
 Phlox.....52-110
 Pie Plant.....28-72
 Platycodon.....51-110
 Plant Bands.....131
 Plums.....80
 Pomegranate.....28
 Poplar.....93
 Poppies.....50-110
 Portulaca.....49
 Potatoes.....66
 Potato Cutter.....132
 Potato Planters.....131
- P**
- Potato Seed.....33
 Premiums.....136
 Primrose.....48
 Privet.....117
 Proso.....64
 Pumpkin.....28
 Pyrethrum.....49
- Q**
- Queen Ann Lace.....48
 Quince.....78
- R**
- Radish.....28-29
 Rape.....63
 Raspberry.....85-101
 Rat Destroyer.....133
 Red Top.....61
 Rhubarb.....28-72
 Root Grafts.....82
 Roselle.....29
 Roses.....106
 Rules.....2
 Rutabagas.....34
 Rye.....63
 Rye Grass.....61
- S**
- Sage.....54-111
 Salpiglossis.....51
 Salsify.....31
 Salvia.....51-71
 Sapanari.....36-51
 Scarlet Runner.....49
 Seed Cleaners.....128-137
 Seed Sowers.....130
 Snowball.....103
 Snowberry.....106
 Sorghum.....69
 Soy Beans.....64
 Speltz.....63
 Spinach.....31
 Spirea.....93-105-117
 Sprayers.....132
 Spray Material.....133
 Sprinklers, Lawn.....131
 Squash.....24-30
 Stocks.....49
 Strawberry.....87-101
 Strawberry Boxes.....87
 Sudan Grass.....68
 Sunflower.....31-46-47
 Sumac.....106
 Sweet Peas.....48-52
 Sweet Potatoes.....67
 Sweet William.....51
 Syringa.....105
- T**
- Tamarax.....102
 Thumbergii.....53-117
 Timothy.....57-61
 Tobacco.....33
 Tomatoes.....27-31
 Topepo.....137
 Tools.....129
 Trees to Acre.....139
 Tree Protectors.....76-114-132
 Tree Seeds.....35
 Tritoma.....53
 Trowels.....130
 Trumpet Vine.....109
 Tuberosa.....124
 Tulips.....125
 Turnips.....34
- V**
- Vegetable Garden.....135
 Vegetable Plants.....71
 Verbena.....51
 Vetch.....68
 Vines.....109
 Violets.....51
 Viburnum.....103
- W**
- Wahoo.....106
 Walnut.....89
 Weeders.....130-135
 Weeping Trees.....95
 Weigela.....106
 Weights.....130
 Wheat.....70
 Wheel Hoe.....122
 Wild Flowers.....52
 Willow.....94-99
 Wistaria.....109
 Wild Cucumber.....39
 When to Plant.....139
- Y**
- Yucca.....110
- Z**
- Zinnias.....54

NO ENVELOPE NECESSARY TO MAIL THIS ORDER

The House of Gurney

USE A
2c
STAMP

FROM _____

FREE INSTRUCTIONS

We have prepared a large number of booklets on the planting, care, diseases and insect pests of vegetables, field crops, flowers and trees. We are pleased to furnish our customers with such as may be of use to them free of charge.

Kindly Check the ones wanted and they will be packed with your order.

- Asparagus & Rhubarb
- Alfalfa & Clovers
- Beans
- Celery
- Cabbage
- Cauliflower
- Cucumber
- Carrots Stock & Table
- Corn Sweet, Pop & Field
- Hogging Down Corn
- Cane Kaffir Milo & Sudan
- Forage Crops
- Grasses, Pasture
- Hot Beds, How Made
- Kitchen Garden
- Lawn Making
- Melons Musk & Water
- Mushrooms
- Onions
- Peanuts
- Pruning
- Soy Beans
- Fall Bulbs

Gurney Seed and Nursery Co.

("Seeds and Trees that Grow and Satisfy")


Yankton,
South Dakota

FOLD ON THIS LINE
IS YOUR NAME AND ADDRESS WRITTEN PLAINLY?

GREAT NORTHWEST 61 YEARS IN THE

1866 1927

- Peas
- Peppers
- Potatoes
- Pumpkins & Squash
- Root Crops
- Small Grains
- Sweet Peas
- Tomatoes
- Turnips & Rutabagas
- Tree Seeds
- Apples & Crabs
- Bulbs & Tubers
- Cuttings
- Evergreens
- Flowering Shrubs
- Hardy Perennials
- Hedge Plants
- Peonies
- Plums
- Roses
- Small Fruits
- Spraying & Insects & Insecticides
- Strawberries
- Shade & Forest Trees
- Vines & Climbers




GURNEY SEED & NURSERY CO.

**GROWERS AND
IMPORTERS**

CABLE ADDRESS
"GURNEY YANKTON"

YANKTON, SO. DAK.



July, 26, 1927.

NOTICE—ALL QUOTATIONS ARE MADE FOR IMMEDIATE ACCEPTANCE, SUBJECT TO STOCK REMAINING ON HAND AND CONFIRMATION OF ORDERS; ALSO STENOGRAPHIC ERRORS AND OMISSIONS, DELAYS AND CONTINGENCIES BEYOND OUR CONTROL. WE, THE GURNEY SEED & NURSERY CO., EXERCISE GREAT CARE TO HAVE ALL SEEDS PURE AND RELIABLE, BUT DO NOT GIVE ANY WARRANTY, EXPRESSED OR IMPLIED, AS TO DESCRIPTION, QUALITY, PRODUCTIVENESS, OR ANY OTHER MATTER OF ANY SEEDS, BULBS OR PLANTS WE SEND OUT, AND WE WILL NOT BE IN ANY WAY RESPONSIBLE FOR THE CROP. IF THE PURCHASER DOES NOT ACCEPT THE GOODS ON THESE TERMS THEY ARE AT ONCE TO BE RETURNED.

A 1926 CATALOG INSTEAD OF 1927.

PRICES THE SAME - USE THIS ONE.

Dear Friends:

You will note that we have sent you a 1926 catalog instead of a 1927. The calls for catalogs have been so much heavier on account of our broadcasting station W-N-A-X, that the 1927 catalogs are completely exhausted. The articles that you wish for fall planting, the prices are practically the same in the 1926 catalog and we will abide by the prices in the 1926 catalog instead of the 1927. So place your order from this just like it was our latest catalog and we will ship you the articles that you want at the proper season.

You will find Tulips listed on page 125. They should be planted in September and if you will turn to page 119 you will find the Peonies listed there. Remember that we have 400 different varieties of Peonies. If you do not find the varieties that you wish in our 1926 catalog, write us and we will give you prices on any variety that you wish. The ones that are listed are beauties and are of our very best selections.

Turn to page 110 and you will find the Perennial Phlox listed there. Any of these can be planted successfully in the fall just where you want them and they will bloom for you the next year.

If you are interested in other nursery stock for fall delivery send your order in and we will tell you how to take care of them during the winter months. They will come fresh and bright in the spring and you can plant it as early as you wish. We will appreciate your orders very much.

Yours truly,

GURNEY SEED & NURSERY COMPANY.

Philip S. Gurney
Service Dept.

Wholesale Price List--Field and Garden Seed

FOR MERCHANTS AND DEALERS ONLY

Seeds in Bulk Dec. 24, 1926

Christmas Number

IMPORTANT: SAVE THIS LIST

Prices on garden seeds in this list are good until new list is printed. Field seeds are subject to change without notice, and new price lists on field seeds will be mailed often.

SEED CORN

The Seed Corn situation has developed into a serious proposition, especially on the early varieties, such as Northwestern Dent, Early Minnesota, North Dakota White Dent and Flint varieties.

Very wet, cloudy weather has delayed the harvesting and carried the Corn over to the extreme cold weather with a heavy percentage of moisture, causing deterioration in germination test. This has entailed a heavy expense in sorting, artificially drying and making ready in every way Corn of suitable germination for Seed.

These varieties will be scarce. We have been put to a big expense in housing and drying artificially a large stock of these varieties. The orders are coming in rapidly, however, and stocks are diminishing fast. Prices are cheaper now than they will be later.

IMPORTANT NOTICE

Owing to the heavy expense we have been put to in handling the Corn and the large amount of money tied up in this item, on all orders from dealer customers for later shipment, in order to hold the Corn, it will be necessary that you deposit 25 per cent cash payment with the order, balance to be shipped under bill of lading, draft attached.

This will be no reflection on your credit, but a matter of importance to us, as we have put cash in the Corn as we took it in and we must have cash when it is shipped. We earnestly request that you send your orders at once for the early varieties to avoid dissatisfaction.

Gurney Seed & Nursery Company

YANKTON, SOUTH DAKOTA

FIELD SEEDS

Seed Corn (Shelled and Graded)	Per Bu. 56 Lbs.
Quantity	
.....Flint Corn	\$4.50
.....Minnesota No. 13	4.25
.....North Dakota White Dent	4.25
.....Wimple's Yellow Dent	3.50
.....Northwest Dent	5.00
.....Ensilage Corn	2.50
.....Aug. 15th	5.00
.....DeWolf's Extra Prolific	4.25
.....Dakota Yellow Dent	3.50
.....Dakota White Dent	3.50
	Per 100 Lbs.
.....Sweet Fodder	8.00

Alfalfa	100 lbs.
.....Dakota Grown No. 12 Yankton	\$22.00
.....Dakota Grown Fancy	18.00
.....Dakota Grown Prime	14.00
.....Northwestern Grown	20.00
.....Cossack, 99 pure	34.00
.....Grimm, 99 pure	28.00
.....Montana Liscomb	24.00
(Ask for Samples)	

Clover	100 lbs.
.....Medium Red "Yankton"	\$37.00
.....Mammoth "Yankton"	37.00
.....Alsike "Yankton"	36.00
.....White Dutch "Yankton"	50.00

Sweet Clover	
.....White Blossom "Yankton"	\$14.00
.....Yellow Blossom "Yankton"	14.50
.....Hubam (annual)	28.00
(Ask for Samples)	

Millet	
.....Liberty White	\$4.00
.....Siberian	4.00
.....Manitoba White Hog	3.75
.....Japanese	4.50
.....Henson's Proso	4.00
.....Early Fortune	3.85
.....Kursk	4.25
Ask for Prices	

Timothy	
....."Yankton"	\$7.75
.....Fancy	7.50

Sudan—Sorghum and Kaffir	
.....Broom Corn	\$6.50
.....Early Amber, cane, Dakota Grown	3.75

	100 lbs.
.....Early Amber, cane, Southern	\$3.50
.....Petirita	3.50
.....Milo Maize	3.25
.....White Kaffir	3.00
.....Sudan "Yankton"	5.50

Grass Seed	
.....Kentucky Blue "Yankton"	\$30.00
.....Kentucky Blue Fancy	29.00
.....Red Top "Yankton"	32.00
.....Rye Grass, English	13.00
.....Rye Grass, Italian	13.00
.....Orchard Grass	18.00
.....Bromus Intermus, Extra Fancy ..	9.00
.....English Blue Grass	24.00
.....Mixed Lawn Grass	25.00
.....Aiske and Timothy mixed	10.00
.....Pasture Mixture	14.00

MISCELLANEOUS FIELD SEED		Per 100 lbs.
.....Rape, Dwarf Essex		\$ 8.00
.....Vetches, winter		13.00
.....Canary		12.00
.....Buckwheat		3.75
.....Peas, Canada Field		6.50
.....Hemp		8.00
.....Soy or Soje Beans, Early Northern		4.50

	Per Bu.
.....Barley, Minn. 105	\$1.00
.....Barley, Oderbucker	1.00
.....Barley, White Hulless	1.75
.....Barley, Blue Hulless	1.40
.....Wheat, Marquis	2.50
.....Kota Wheat	3.00
.....Burbank Quality Wheat	3.25
.....Oats, Kherson75
.....Iowa 103 Oats75
.....Iowar75
.....Victory Oats90
.....Swedish Select Oats75
.....Rye, Winter	1.65
.....Rye, Spring	1.75
.....Flax, Minn. No. 25	3.50
.....Hulless Oats, Per 100 lbs.	6.00

	Each
.....Clipper Mills No. 1 f.o.b. Yankton	\$31.95
.....Clipper Mills No. 2 f.o.b. Yankton	39.95
.....Screens No. 1 Mills	1.25
.....Screens No. 2 Mills	1.50
.....Cyclone Seeders	1.50
.....Scarifiers, large	120.00
.....Scarifiers, small	80.00
.....Hand corn planters, each	1.65

GARDEN SEEDS

Less than 25 lbs., 2 cents per lb. higher; 25 to 75 lbs. 1 cents per lb. higher

Beans	Per lb.
.....Gurney's Rust Proof	\$.18
.....Imp. Henderson's Bush Lima18
.....Burpee's Bush Lima20
.....Fordhook Bush22
.....Stringless Green Pod16
.....Black Wax16
.....Golden Wax16
.....Warwell Kidney Wax17
.....Hodson's Wax Rust Proof Bush16
.....Navy Bean Dwarf White10

Popcorn	
.....White Rice	\$.6½
.....Jap Hulless8½

Sweet Corn	
.....Gurney's Early Golden	\$.15
.....Early Minnesota12
.....Golden Bantam14
.....Malakhof Sweet Corn20
.....Stowell's Evergreen15
.....Country Gentleman18
.....Golden Cream15

	per lb.
.....Thomas Laxton	\$.16
.....Gradus or Prosperity17
.....Nott's Excelsior16
.....Premium or Little Gem16
.....Improved Telephone16
.....Pride of the Market16
.....Improved Stratagem16
.....Hosford's Market Garden17
.....White Marrowfat10
.....Yankton Main Crop19
.....Admiral16
.....American Wonder16
.....Dwarf Grey Sugar14
.....Alaska14
.....First and Best14

Onion Sets	Per bu. 32 lbs.
.....Yellow	\$3.00
.....Red	3.00
.....White	4.00

All Garden Seed less than 1 lb. lots, 10 cents per lb. higher prices will be charged

Asparagus		Per lb.
.....Columbia Mammoth White	\$.50.....
.....Conover's Colossal50.....
Beets		
.....Gurney's Dark Leaved Globe.....	\$.50.....
.....Crosby's Egyptian45.....
.....Arlington Favorite45.....
.....Extra Early Eclipse45.....
.....Long Smooth Blood45.....
.....Detroit Dark Red Turnip45.....
.....Swiss Chard45.....
Sugar Beets and Mangels		
.....Mammoth Long Red	\$.30.....
.....Golden Tankard30.....
.....White Klein Wansleben35.....
.....Sludstrup30.....
Borecole or Kale		
.....Dwarf Green German	\$.75.....
.....Tall Green Curled Scotch75.....
Broccoli		
.....Large White Mammoth	\$	3.50.....
Brussels Sprouts		
.....		\$1.25.....
Cabbage		
.....Enkhuizen Glory	\$1.35.....	
.....All Head Early	1.35.....	
.....Extra Early Express	1.35.....	
.....Early Winningstadt	1.35.....	
.....Early Jersey Wakefield	1.35.....	
.....Early Flat Dutch	1.35.....	
.....All Seasons	1.35.....	
.....Premium Late Flat Dutch	1.35.....	
.....Premium Late Drumhead	1.35.....	
.....Danish Ball Head	1.75.....	
.....Mammoth Red Rock	1.75.....	
.....Charleston Wakefield	1.50.....	
.....Gurney Early Ball Head	2.00.....	
Cauliflower		Per Oz.
.....Early Snowball	\$	1.50.....
.....Extra Early Dwarf Erfurt		1.00.....
.....Veitch's Autumn Giant60.....
Carrot		Per lb.
.....Gurney's Gold Lump	\$.75.....
.....Rubicon, half long60.....
.....Gurende or Ox Heart60.....
.....Donvers60.....
.....Improved Long Orange55.....
.....Early Scarlet Horn60.....
.....Stock Carrot45.....
.....Chantenay60.....
Celeriac		
.....Large Smooth Prague	\$	1.25.....
Celery		
.....White Plume	\$	1.75.....
.....Golden Self Blanching		2.25.....
.....Giant Pascal		1.10.....
.....Winter Queen		1.10.....
Egg Plant		
.....New Improved N. Y. Purple	\$	4.00.....
Cucumbers		
.....Improved Early White Spine	\$.70.....
.....Early Cluster70.....
.....New Everbearing70.....
.....Arlington White Spine70.....
.....Early Frame70.....
.....Chicago Pickling70.....
.....Gherkin or Burr		1.15.....
.....Improved Extra Long Green90.....
.....Davis Perfect90.....
Endive		
.....Green Curled	\$.90.....

Kohl Rabi		Per lb.
.....Early White Vienna		\$1.25.....
Leek		
.....London Flag		\$2.00.....
Lettuce		
.....Gurney's Riveria Head	\$	3.25.....
.....Black Seeded Simpson75.....
.....May King75.....
.....Grand Rapids75.....
.....Royal White Summer75.....
.....Prize Head85.....
.....Hanson Head85.....
.....Market Gardner's P. S.75.....
.....Brown Dutch		1.00.....
.....Cal. Cream Butter75.....
.....New York Wonderful Head		1.50.....
Muskmelon		
.....The Grand	\$	1.00.....
.....Ex. Early Hackensack75.....
.....Emerald Gem75.....
.....Hoodo75.....
.....Paul Rose70.....
.....Rocky Ford Green70.....
.....Netted Gem70.....
.....Osage70.....
.....Enid Muskmelon85.....
.....Rocky Ford Gold Lined70.....
.....Rock Ford Pollock 10-2570.....
.....Banana		1.00.....
.....Hearts of Gold		1.00.....
Mushroom Spawn		
.....Pure Culture25.....
Onion Seed		
.....White Portugal	\$2.50.....	
.....Large Red Wethersfield	1.65.....	
.....Southport White Globe	3.00.....	
.....Prize Taker	2.00.....	
.....Philadelphia Silverskin	2.50.....	
.....Paris White Pickling	2.50.....	
.....Extra Early Red Flat	1.65.....	
.....South Port Red Globe	2.50.....	
.....Southport Yellow	2.00.....	
.....Australian Brown	1.40.....	
Parsley		
.....Moss Curled	\$.40.....
Parsnips		
.....Guernsey (Imp. half long)	\$.35.....
.....Long Smooth, (Hollow Crown)35.....
Pepper		
.....Chinese Giant	\$5.50.....	
.....Bullnose or Large Bell	3.00.....	
.....Long Red Cayenne	3.00.....	
.....Ruby King	3.00.....	
.....Pimento	3.25.....	
Pumpkins		
.....Large Cheese	\$.35.....
.....Connecticut Field40.....
.....Quaker Pie65.....
.....Tennessee Sweet Potato65.....
.....Sugar55.....
.....Mammoth King80.....
.....Kentucky Field35.....
Radish		
.....Scarlet Globe	\$.50.....
.....Crimson Giant Extra Select50.....
.....Early Scarlet Turnip50.....
.....Chartier (white tipped)50.....
.....Long, brightest scarlet50.....
.....The Icicle50.....
.....French Breakfast50.....
Winter Radish		
.....Chinese Rose or Scarlet China50.....

All Garden Seed less than 1 lb. lots, 10 cents per lb. higher prices will be charged

	Per lb.		Per lb.
..... Cal. Mammoth White Winter50..... Large White Globe30.....
..... Round Black Spanish50..... Early Purple Top Munich60.....
..... Long Black and L. W. S. W.50..... Purple Top Strap Leaf30.....
Watermelon	 Purple Top White Globe30.....
..... Phinney's Early	\$.45..... Gurney's Purple Top W. Globe ..	.35.....
..... Peerless45..... Purple Top Yellow Rutabaga30.....
..... Cole's Early45.....	Tomatoes	
..... Kleckley's Sweet50..... Early Jewel	\$2.25.....
..... Sweet Heart45..... Spark's Earliana	2.00.....
..... Georgia Rattlesnake45..... Early Dwarf Champion	3.70.....
..... Fordhook's Early45..... New Stone	1.75.....
..... Citron45..... Acme	2.10.....
..... Tom Watson45..... New Globe	2.10.....
..... Earliest and Sweetest65..... Golden Queen	4.25.....
..... Winter75..... Dwarf Stone	2.75.....
..... Round Light Iceing45..... Beauty (Livingston's)	2.25.....
..... Corporal Gurney90..... Favorite	2.25.....
Rhubarb	 Ponderosa	4.50.....
..... Linnaeus	\$.50..... Pear Yellow	4.25.....
..... Victoria50..... Earlibell	3.00.....
Squash—Summer	 Husk of Groundcherry	4.25.....
..... Giant Bush, Summer Crokneck ..	\$.75.....	Salsify or Oyster Plant	
..... Man. White Bush Scalloped65..... Mammoth Sandwich Island	\$1.75.....
..... Golden Custard Bush75.....	Sunflower	
Squash—Autumn and Winter	 Mammoth Russian	\$.10.....
..... New Delicious Winter Squash	\$.75.....	Flower Seed	
..... Boston Marrow85..... Spencer Mixed Sweet Peas	\$ 90.....
..... Chicago Warted Hubbard80..... Fancy Sweet Peas45.....
..... Red or Golden Hubbard75..... Nasturtium Tall50.....
..... True Hubbard75..... Nasturtium Dwarf55.....
..... Table Queen85.....	Chicken Feed Per 100 lbs.	
..... Mammoth Chili75..... Baby Chick Feed, 10 lb. bags ..	\$3.10.....
Spinach	 Baby Chick Feed, 25 lb. bags ..	2.85.....
..... Long Standing	\$.25..... Baby Chick Feed, 50 lb. bags ..	2.75.....
..... Bloomsdale Curled25..... Baby Chick Feed, 100 lb bags ..	2.60.....
Turnips and Rutabagas	 Scratch Feed, 25 lb. bags	2.75.....
..... Extra Early White Milan	\$.50..... Scratch Feed, 50 lb. bags	2.60.....
..... Golden Ball40..... Scratch Feed, 100 lb bags	2.50.....

PRICES ON ALL SEED SUBJECT TO CHANGE WITHOUT NOTICE

PRICES SUBJECT TO CHANGE WITHOUT NOTICE AND GOODS WILL ALWAYS BE BILLED AT PRICES IN EFFECT ON DAY OF SHIPMENT. These prices are for goods delivered f. o. b. cars, Yankton, S. D., and do not include cost of containers. Bags and boxes will be charged for at value and are not returnable.

Terms for Vegetable Seed — All General Bills of Garden Seeds at prices in this list are payable by 60 days trade acceptance, or discount of 1½ per cent for cash within ten days from date of invoice. Field seeds of all kinds, including Onion Sets, Grass Seed, Potatoes, Grains, Fertilizers, etc., are NET CASH subject to Sight Draft with Bill of Lading attached. Tools and Miscellaneous Articles, etc., 60 days net or 2 per cent 10 days from date of invoice. Special Terms and Cash Discounts given through correspondence.

We give no warranty, express or implied, as to description, purity, productiveness or any other matter, of any seed we send out, and we will not be in any way responsible for the crop.

We refer you to our retail catalog for descriptions of seeds offered. It will be sent free on request.

**COMMISSION PROPOSITION
ON PACKAGE SEED AND CARTONS IN SEED CASES**

YOU RECEIVE 40 per cent commission on the flats and 30 per cent on the cartons, but:—

If your sales from the commission assortment reach \$25 during the season, your commission will be 40 per cent on both flats and cartons.

Keep your case full. Send postal card orders when you need seeds. We will rush shipment, charges paid

GURNEY SEED AND NURSERY CO.

Yankton, S. Dak.



2

3

1

4

5

6

No. 1
Madam Calot,
65c

No. 2
Tri Color Grand-
iflora
65c

No. 3
Gurney's Pink,
65c

No. 4
Edouard Andre,
70c

No. 5
Festiva
Maxima,
50c

No. 6
Marechal
Valliant,
70c

SIX
WONDERFUL
PEONIES,
the entire
collection,
\$3.50;
2 collections.
\$6.00.



ROSES
"HOUSE OF GURNEY"
COLLECTION

1. Jonkheer J. L. Mock, 60c
2. Lady Ursula, 60c
3. George C. Waud, 60c
4. Los Angeles, 65c
5. Souvenir DeClaudis Pernet, 70c
6. Gruss an Teplitz, 60c
7. Red Radiance, 60c
8. Dr. Van Fleet Climbing, 60c
9. Frau Karl Druschki, 55c
10. Paul Neyron, 55c
11. Ophelia, 60c

Full collection, 11 two year, heavy
field grown \$5.50

Your Choice any six
\$3.30