

Line Code (3C)

Copyright (c) 2012 - 2013 Young W. Lim.

Permission is granted to copy, distribute and/or modify this document under the terms of the GNU Free Documentation License, Version 1.2 or any later version published by the Free Software Foundation; with no Invariant Sections, no Front-Cover Texts, and no Back-Cover Texts. A copy of the license is included in the section entitled "GNU Free Documentation License".

Please send corrections (or suggestions) to youngwlim@hotmail.com.

This document was produced by using OpenOffice and Octave.


PCM Waveform Types

- **Nonreturn-to-zero (NRZ)** NRZ-L, NRZ-M, NRZ-S
- **Return-to-zero (RZ)** Unipolar-RZ, Bipolar-RZ, RZ-AMI
- **Phase encoded** Bi-Phase-Level, Bi-Phase-Mark, Bi-Phase-Space, DM
- **Multilevel binary** Bipolar-RZ, RZ-AMI, Dicode-NRZ, Dicode-RZ

Manchester Coding = Bi-Phase-Level

Miller Coding = Delay Modulation

PCM Waveform Types

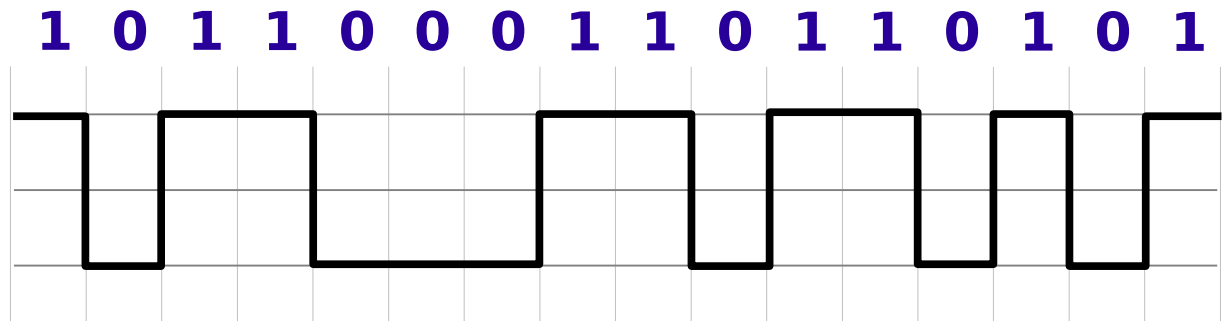
- **NRZ-L** digital logic circuits
- **NRZ-M** magnetic tape recording
- **NRZ-S**
- **Unipolar RZ** { baseband data transmission
- **Bipolar RZ** { magnetic tape recording
- **RZ-AMI** {  telephone systems
- **Bi- Φ -L** { magnetic tape recording
- **Bi- Φ -M** { optical communication
- **Bi- Φ -S** { satellite telemetry links
- **Delay Mod**
- **Dicode NRZ**
- **Dicode RZ**

Non Return to Zero (NRZ)

NRZ-L (Level)

0 : +V

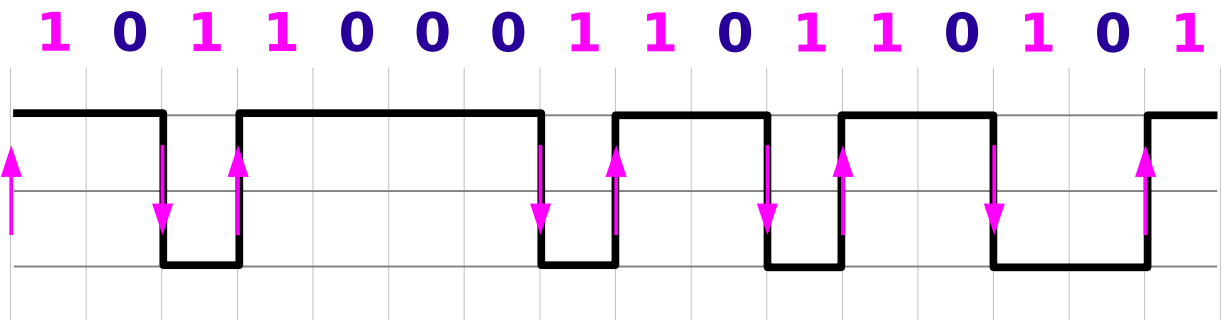
1 : -V



NRZ-M (mark)

0 : no change

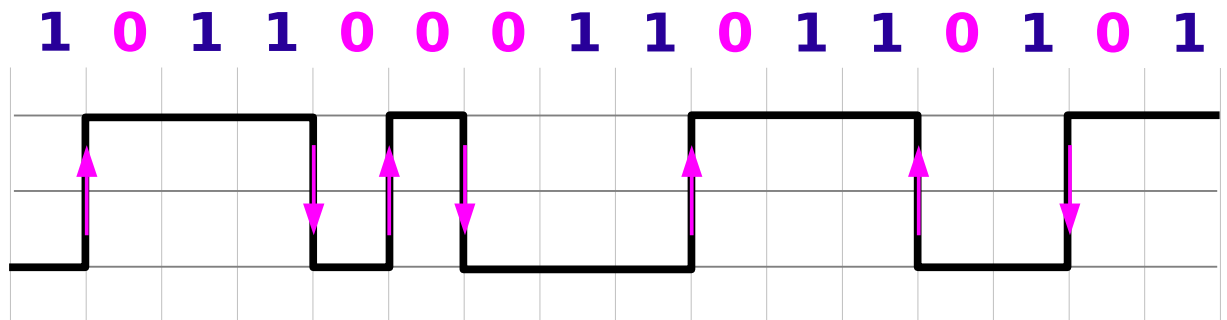
1 : change



NRZ-S (Space)

0 : change

1 : no change



Non Return to Zero (NRZ)

NRZ-L (Level)

0 : +V +V voltage level

1: -V -V voltage level

NRZ-M (mark)

0 : no change no change in level differential encoding

1 : change  change in level

NRZ-S (Space)

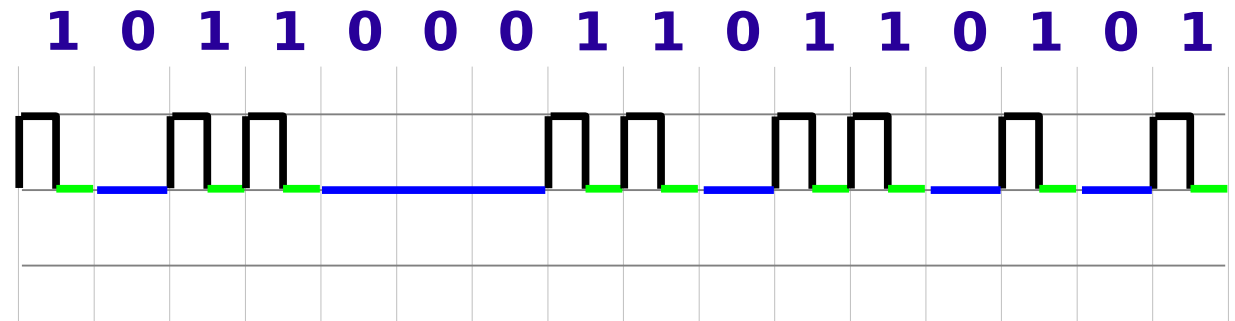
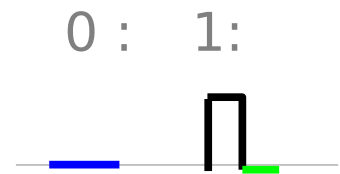
complement of NRZ-M

0 : change  change in level

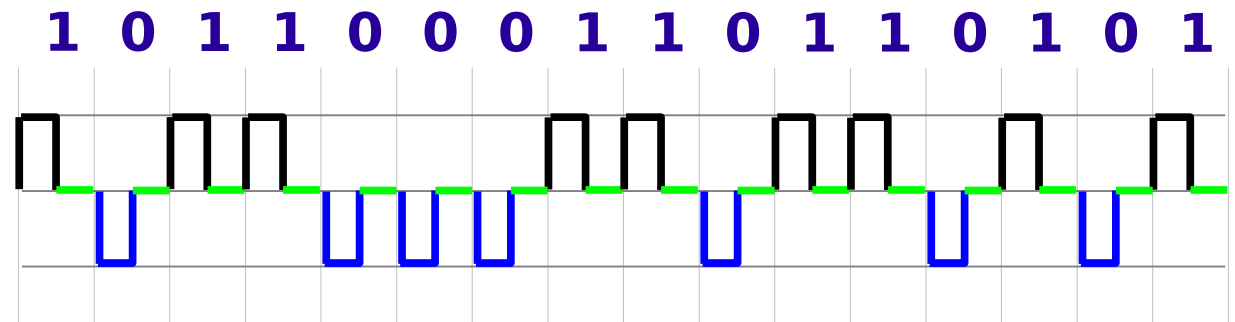
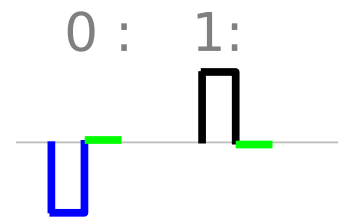
1 : no change no change in level

Return to Zero (RZ)

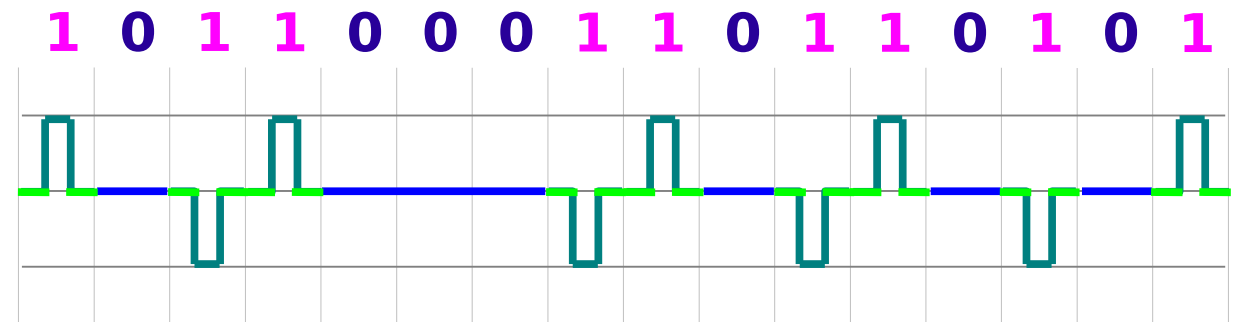
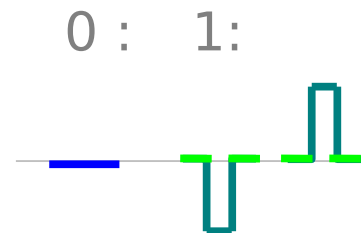
Unipolar-RZ



Bipolar-RZ



RZ-AMI



Return to Zero (RZ)

Unipolar-RZ

0 : 1:

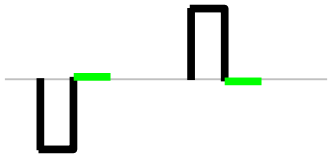


0: absence of a pulse

1: a half bit wide pulse

Bipolar-RZ

0 : 1:

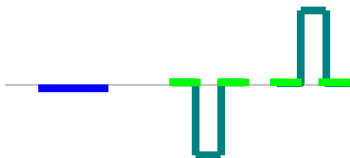


0: a negative half bit wide pulse

1: a positive half bit wide pulse

RZ-AMI

0 : 1:



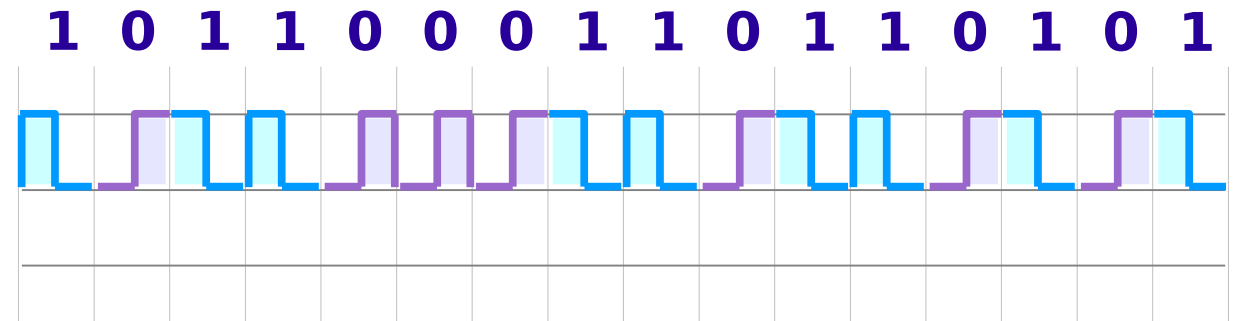
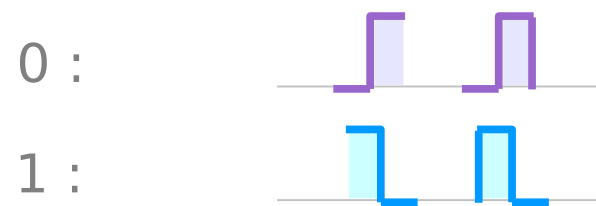
Alternate Mark Inversion

0: absence of a pulse

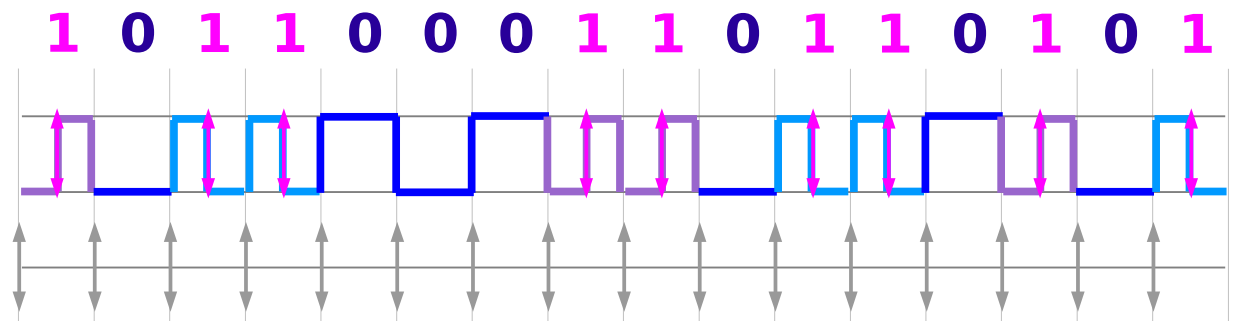
1: alternating pulses

Phase Encoded (Bi- Φ)

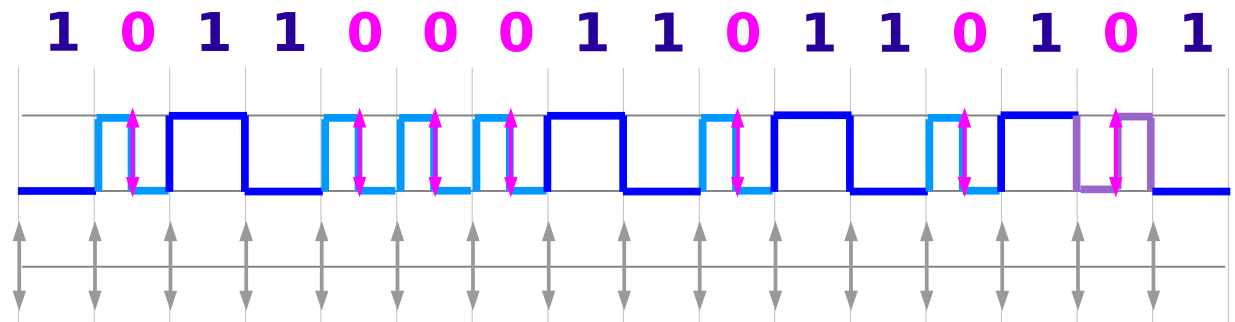
Bi- Φ -L (Level)



Bi- Φ -M (mark)

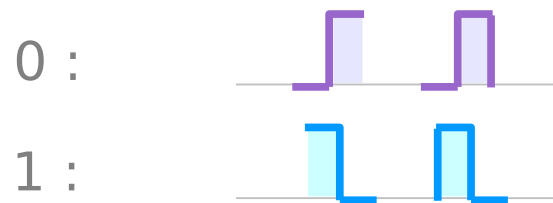


Bi- Φ -S (Space)



Phase Encoded (Bi- Φ)

Bi- Φ -L (Level)



Manchester Encoding

0: a half bit wide pulse at the 2nd half

1: a half bit wide pulse at the 1st half

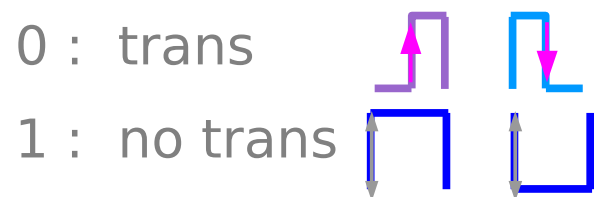
Bi- Φ -M (mark)



0: 1st transition at the beginning, no 2nd transition

1: 1st transition at the beginning, 2nd transition in the middle

Bi- Φ -S (Space)



0: 1st transition at the beginning, 2nd transition in the middle

1: 1st transition at the beginning, no 2nd transition

Delay Modulation

DM

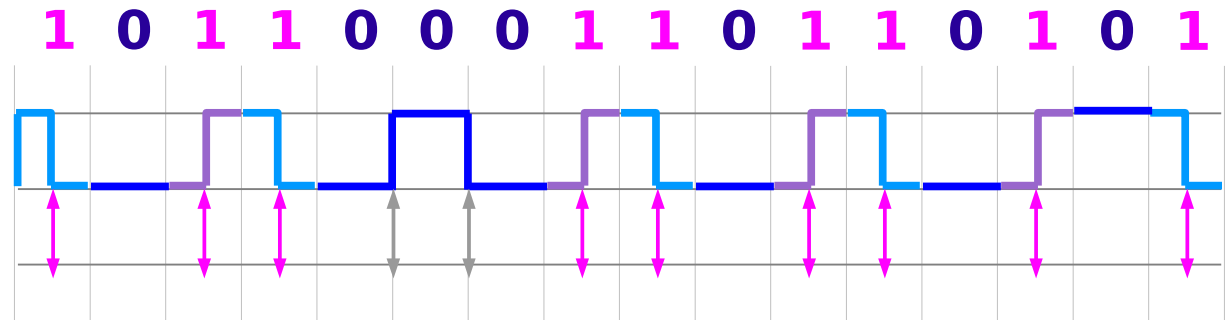
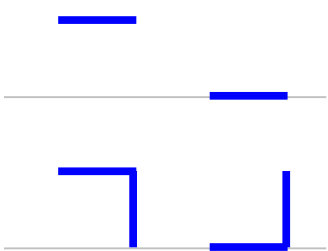
0 :



1 :



0 :



1: a transition in the mid point

0: no transition in the mid point

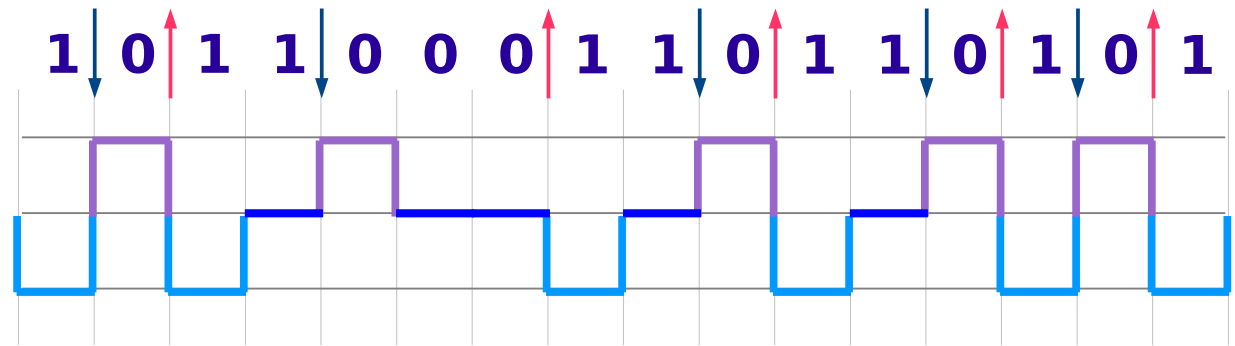
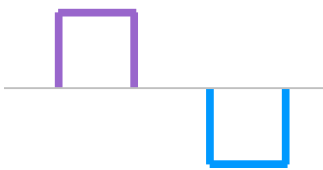
a transition when a zero is followed by another zero

Multilevel Binary

Dicode NRZ

0→0, 1→1 : no pulse

0→1, 1→0 : alt pulse

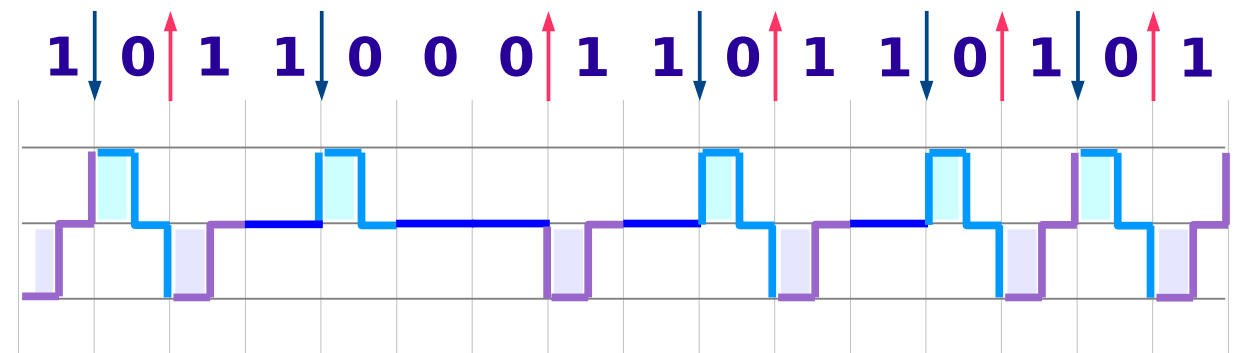
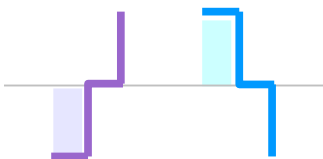


0→1, 1→0: alternating pulses

Dicode RZ

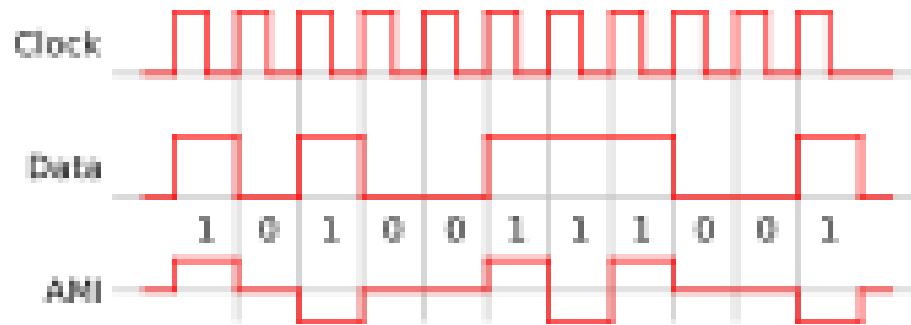
0→0, 1→1 : no pulse

0→1, 1→0 : alt pulse

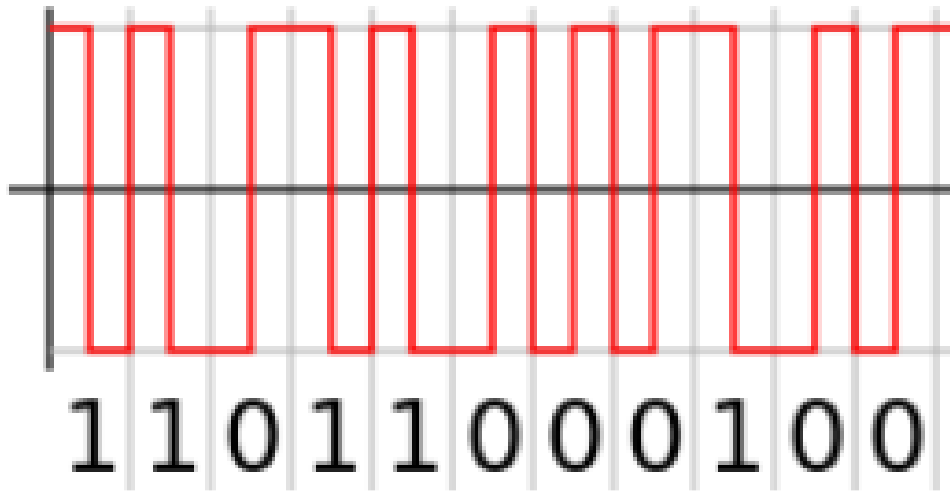


0→1, 1→0: alternating half pulses

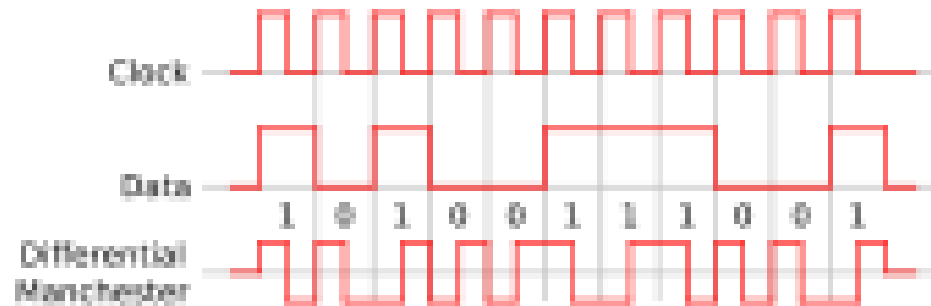
Bipolar AMI



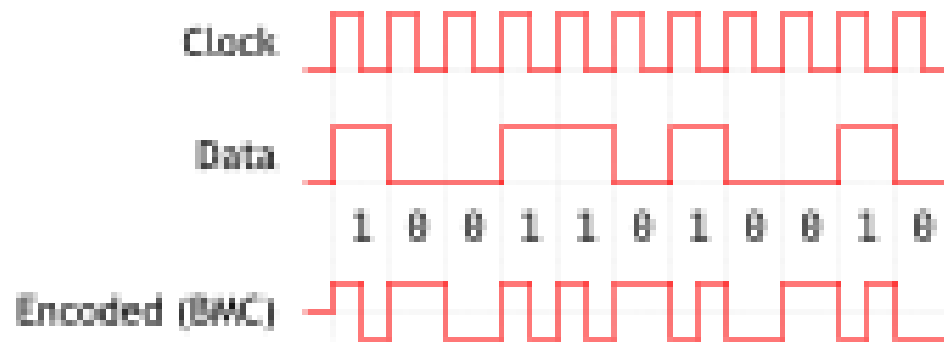
Manchester Encoding



Differential Manchester



Biphase - Mark



Time Averaging and Ergodicity

References

- [1] <http://en.wikipedia.org/>
- [2] <http://planetmath.org/>
- [3] B. Sklar, “Digital Communications: Fundamentals and Applications”
- [4] S. Haykin, M Moher, “Introduction to Analog and Digital Communications”, 2ed