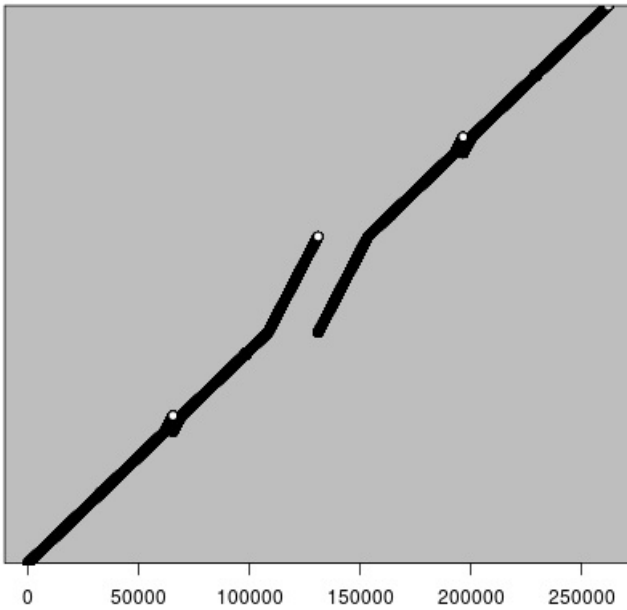


Theta angle ordering - group

Parameters

- level: 9
- fname: quaternary_tree_L09.dat

Mon Nov 12 09:10:55 2018

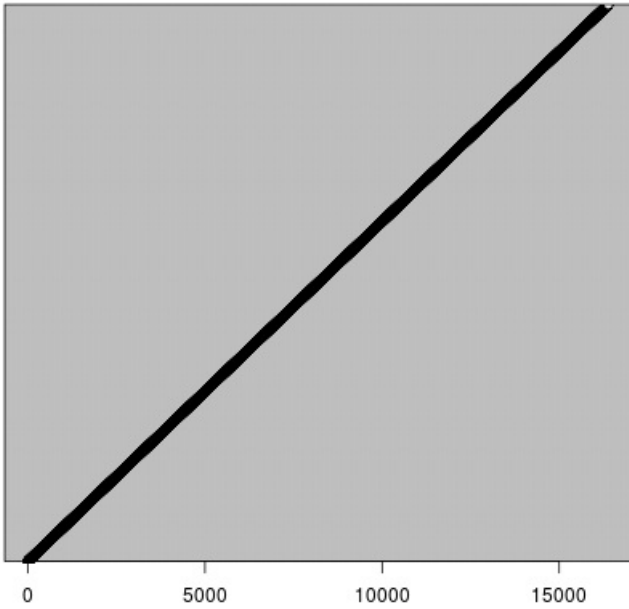


Theta angle ordering - leaf

Parameters

- level: 9
- group: 0
- ngroup: 16
- fname: quaternary_tree_L09.G01.dat

Mon Nov 12 09:11:41 2018

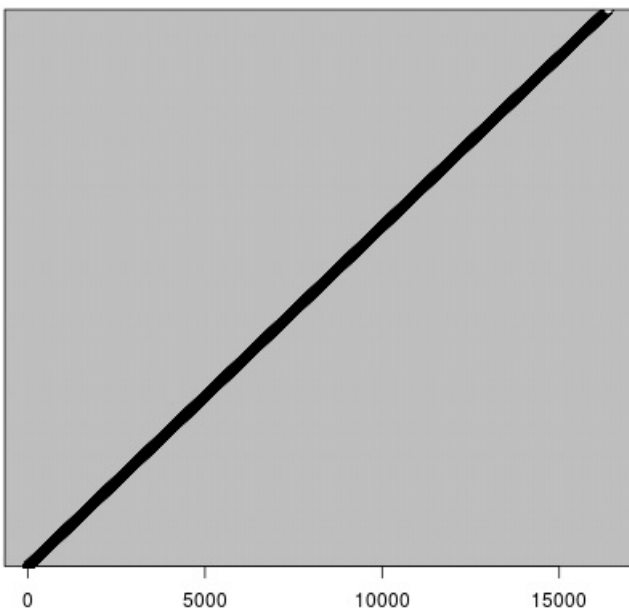


Theta angle ordering - leaf

Parameters

- level: 9
- group: 1
- ngroup: 16
- fname: quaternary_tree_L09.G02.dat

Mon Nov 12 09:11:44 2018

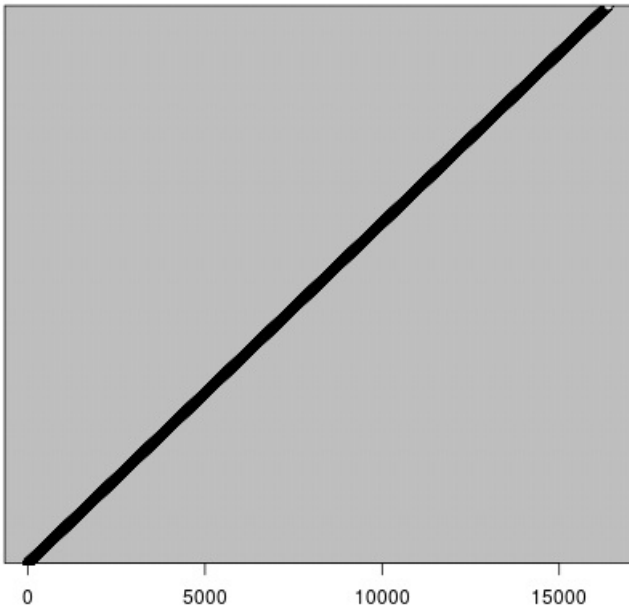


Theta angle ordering - leaf

Parameters

- level: 9
- group: 2
- ngroup: 16
- fname: quaternary_tree_L09.G03.dat

Mon Nov 12 09:11:47 2018

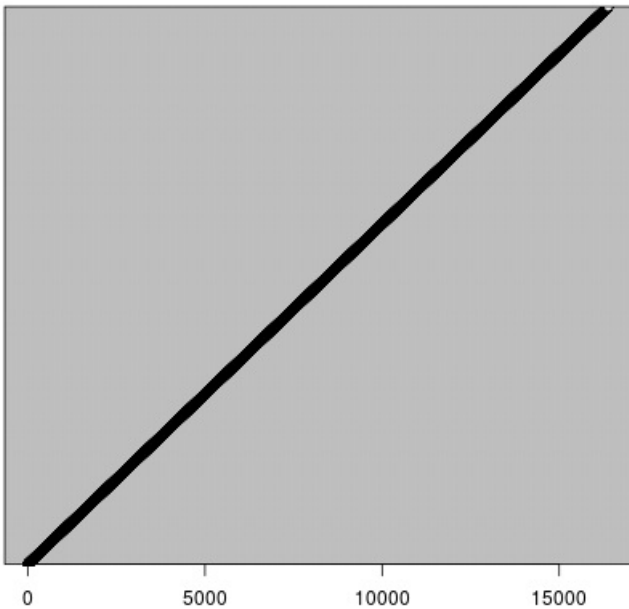


Theta angle ordering - leaf

Parameters

- level: 9
- group: 3
- ngroup: 16
- fname: quaternary_tree_L09.G04.dat

Mon Nov 12 09:11:50 2018

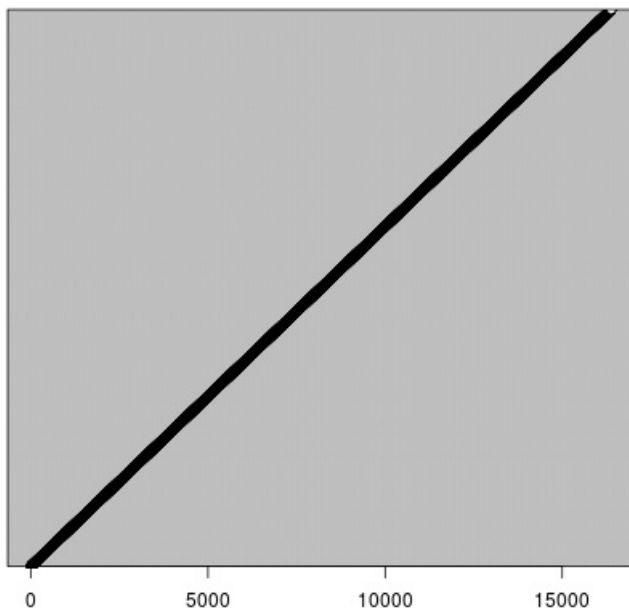


Theta angle ordering - leaf

Parameters

- level: 9
- group: 4
- ngroup: 16
- fname: quaternary_tree_L09.G05.dat

Mon Nov 12 09:11:53 2018

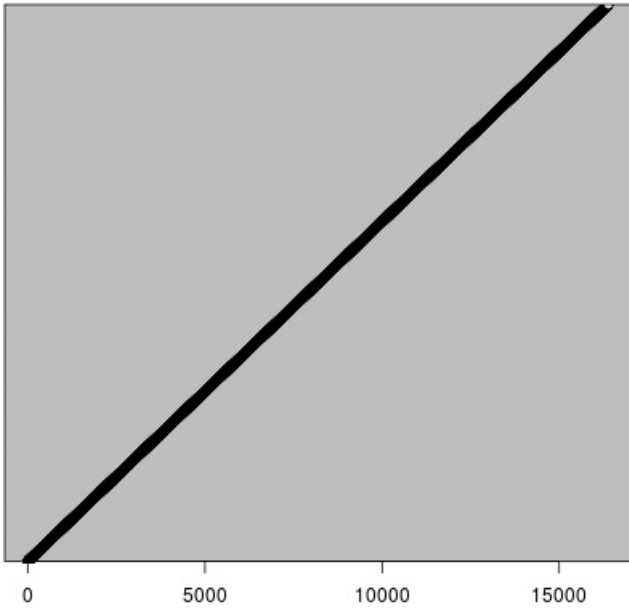


Theta angle ordering - leaf

Parameters

- level: 9
- group: 5
- ngroup: 16
- fname: quaternary_tree_L09.G06.dat

Mon Nov 12 09:11:56 2018

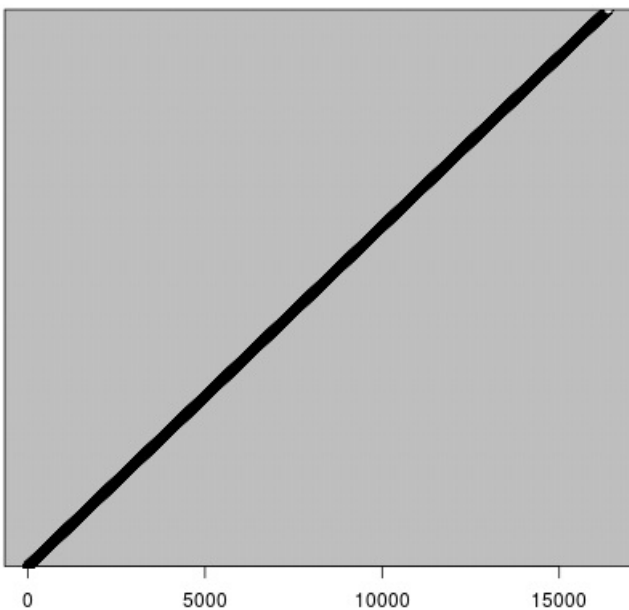


Theta angle ordering - leaf

Parameters

- level: 9
- group: 6
- ngroup: 16
- fname: quaternary_tree_L09.G07.dat

Mon Nov 12 09:11:59 2018

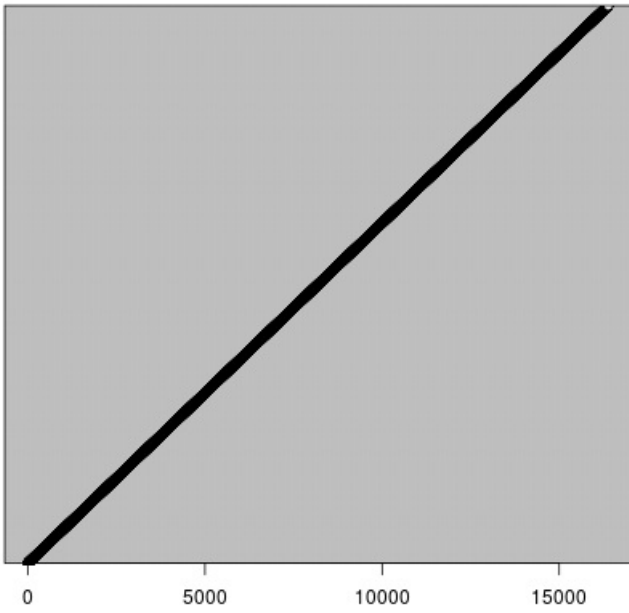


Theta angle ordering - leaf

Parameters

- level: 9
- group: 7
- ngroup: 16
- fname: quaternary_tree_L09.G08.dat

Mon Nov 12 09:12:02 2018

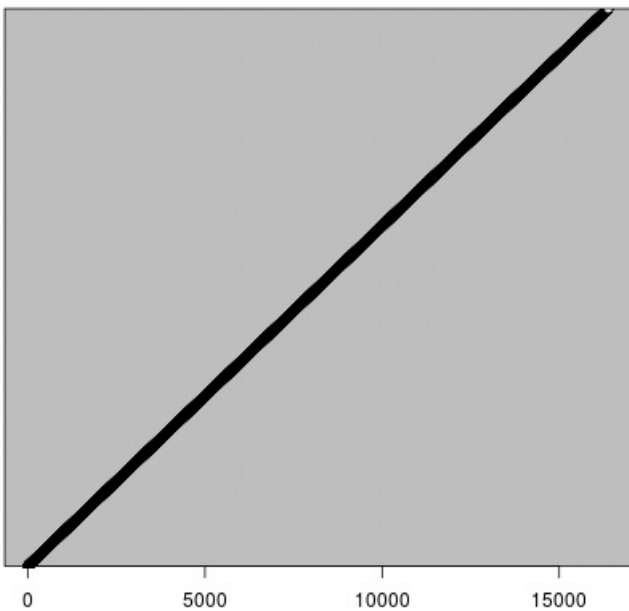


Theta angle ordering - leaf

Parameters

- level: 9
- group: 8
- ngroup: 16
- fname: quaternary_tree_L09.G09.dat

Mon Nov 12 09:12:05 2018

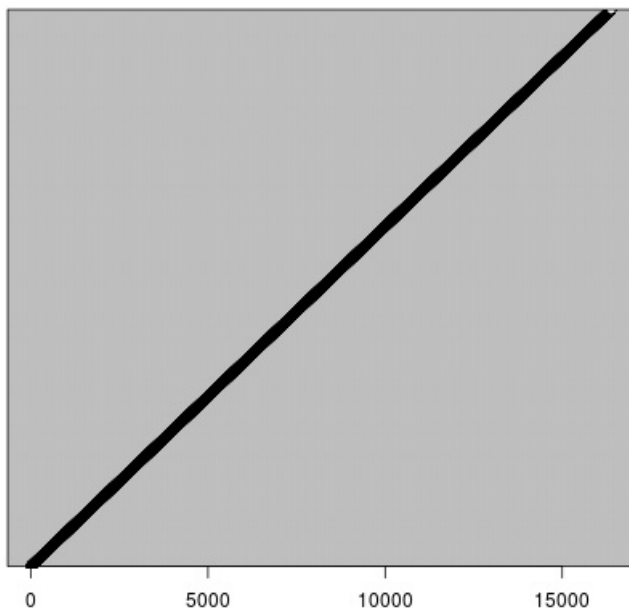


Theta angle ordering - leaf

Parameters

- level: 9
- group: 9
- ngroup: 16
- fname: quaternary_tree_L09.G10.dat

Mon Nov 12 09:12:08 2018

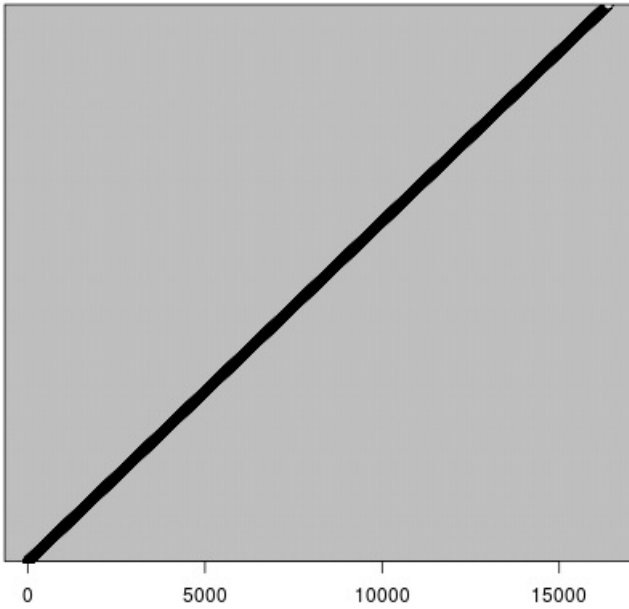


Theta angle ordering - leaf

Parameters

- level: 9
- group: 10
- ngroup: 16
- fname: quaternary_tree_L09.G11.dat

Mon Nov 12 09:12:11 2018

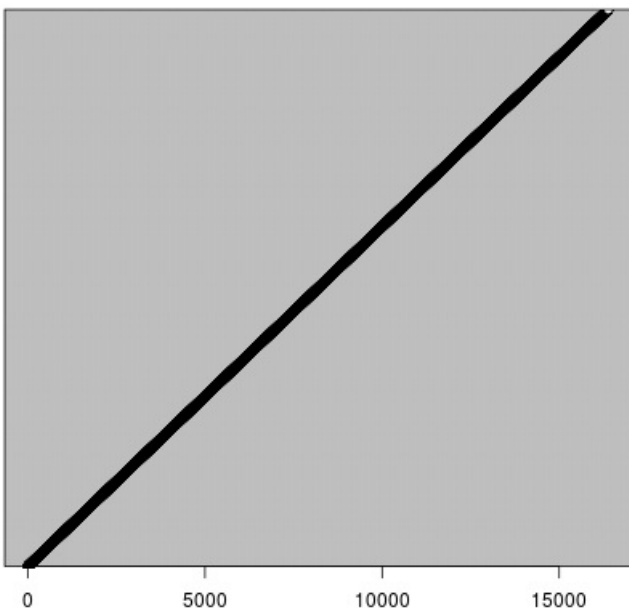


Theta angle ordering - leaf

Parameters

- level: 9
- group: 11
- ngroup: 16
- fname: quaternary_tree_L09.G12.dat

Mon Nov 12 09:12:14 2018

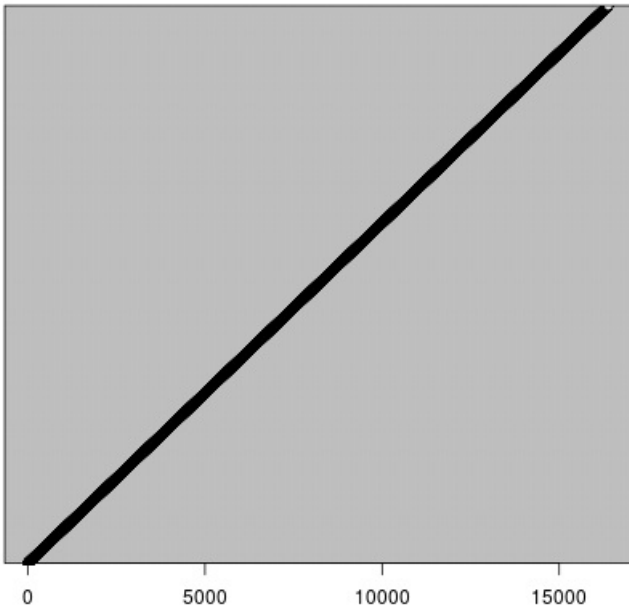


Theta angle ordering - leaf

Parameters

- level: 9
- group: 12
- ngroup: 16
- fname: quaternary_tree_L09.G13.dat

Mon Nov 12 09:12:17 2018

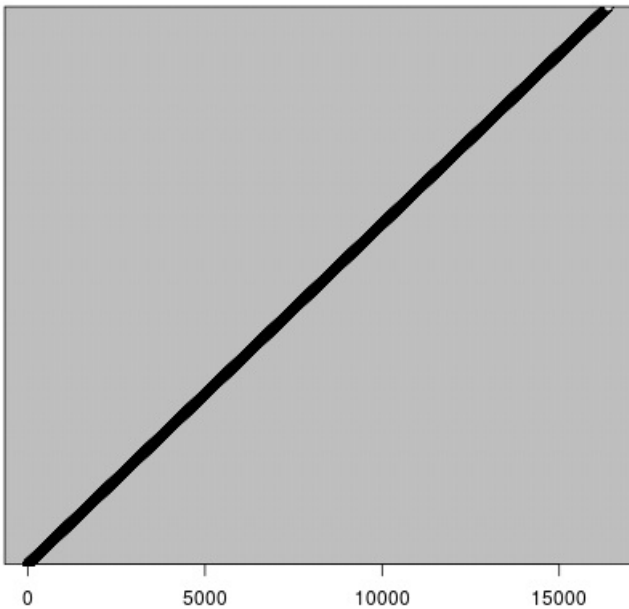


Theta angle ordering - leaf

Parameters

- level: 9
- group: 13
- ngroup: 16
- fname: quaternary_tree_L09.G14.dat

Mon Nov 12 09:12:19 2018

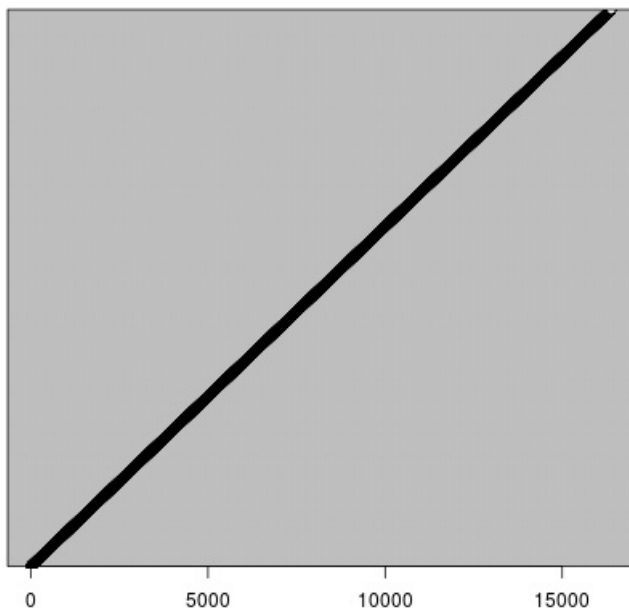


Theta angle ordering - leaf

Parameters

- level: 9
- group: 14
- ngroup: 16
- fname: quaternary_tree_L09.G15.dat

Mon Nov 12 09:12:22 2018

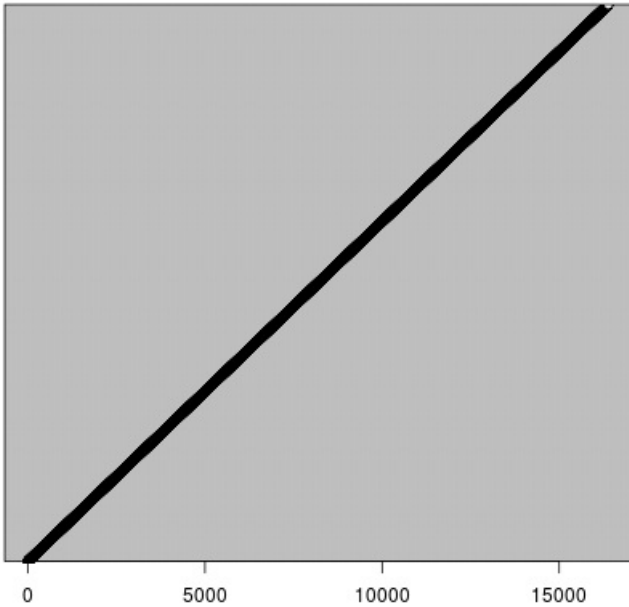


Theta angle ordering - leaf

Parameters

- level: 9
- group: 15
- ngroup: 16
- fname: quaternary_tree_L09.G16.dat

Mon Nov 12 09:12:25 2018



Theta angle difference statistics - leaf

Parameters

- level: 9
- fname: quaternary_tree_L09.dat

Mon Nov 12 09:12:28 2018

Variable Name	Mean	Variance	sd	Minimum	Maximum	Median	Inter Quartile Range	Quartiles
x_diff	-1.328532e-05	5.277851e-07	0.0007264882	-0.003906245	0.3410743	0	0	0%: -0.003906245 25%: 0.000000000 50%: 0.000000000 75%: 0.000000000 100%: 0.341074338

Theta angle difference statistics - group

Parameters

- level: 9
- group: 0
- ngroup: 16
- fname: quaternary_tree_L09.G01.dat

Mon Nov 12 09:12:28 2018

Variable Name	Mean	Variance	sd	Minimum	Maximum	Median	Inter Quartile Range	Quartiles
x_diff	-1.500904e-05	5.836432e-08	0.0002415871	-0.003906245	0	0	0	0%: -0.003906245 25%: 0.000000000 50%: 0.000000000 75%: 0.000000000 100%: 0.000000000

Theta angle difference statistics - group

Parameters

- level: 9
- group: 1
- ngroup: 16
- fname: quaternary_tree_L09.G02.dat

Mon Nov 12 09:12:28 2018

Variable Name	Mean	Variance	sd	Minimum	Maximum	Median	Inter Quartile Range	Quartiles
x_diff	-1.500904e-05	5.836432e-08	0.0002415871	-0.003906245	0	0	0	0%: -0.003906245 25%: 0.000000000 50%: 0.000000000 75%: 0.000000000 100%: 0.000000000

Theta angle difference statistics - group

Parameters

- level: 9
- group: 2
- ngroup: 16
- fname: quaternary_tree_L09.G03.dat

Mon Nov 12 09:12:28 2018

Variable Name	Mean	Variance	sd	Minimum	Maximum	Median	Inter Quartile Range	Quartiles
x_diff	-1.500904e-05	5.836432e-08	0.0002415871	-0.003906245	0	0	0	0%: -0.003906245 25%: 0.000000000 50%: 0.000000000 75%: 0.000000000 100%: 0.000000000

Theta angle difference statistics - group

Parameters

- level: 9
- group: 3
- ngroup: 16
- fname: quaternary_tree_L09.G04.dat

Mon Nov 12 09:12:28 2018

Variable Name	Mean	Variance	sd	Minimum	Maximum	Median	Inter Quartile Range	Quartiles
x_diff	-1.500904e-05	5.836432e-08	0.0002415871	-0.003906245	0	0	0	0%: -0.003906245 25%: 0.000000000 50%: 0.000000000 75%: 0.000000000

Theta angle difference statistics - group

Parameters

- level: 9
- group: 4
- ngroup: 16
- fname: quaternary_tree_L09.G05.dat

Mon Nov 12 09:12:28 2018

Variable Name	Mean	Variance	sd	Minimum	Maximum	Median	Inter Quartile Range	Quartiles
x_diff	-1.500904e-05	5.836432e-08	0.0002415871	-0.003906245	0	0	0	0%: -0.003906245 25%: 0.000000000 50%: 0.000000000 75%: 0.000000000 100%: 0.000000000

Theta angle difference statistics - group

Parameters

- level: 9
- group: 5
- ngroup: 16
- fname: quaternary_tree_L09.G06.dat

Mon Nov 12 09:12:28 2018

Variable Name	Mean	Variance	sd	Minimum	Maximum	Median	Inter Quartile Range	Quartiles
x_diff	-1.500904e-05	5.836432e-08	0.0002415871	-0.003906245	0	0	0	0%: -0.003906245 25%: 0.000000000 50%: 0.000000000 75%: 0.000000000 100%: 0.000000000

Theta angle difference statistics - group

Parameters

- level: 9
- group: 6
- ngroup: 16
- fname: quaternary_tree_L09.G07.dat

Mon Nov 12 09:12:28 2018

Variable Name	Mean	Variance	sd	Minimum	Maximum	Median	Inter Quartile Range	Quartiles
								0%: -0.003906245 25%: 0.000000000

Variable Name	Mean	Variance	sd	Minimum	Maximum	Median	Quartile Range	Quartiles
x_diff	-1.500904e-05	5.836432e-08	0.0002415871	-0.003906245	0	0	0	0%: -0.003906245 25%: 0.000000000 50%: 0.000000000 75%: 0.000000000 100%: 0.000000000

Theta angle difference statistics - group

Parameters

- level: 9
- group: 13
- ngroup: 16
- fname: quaternary_tree_L09.G14.dat

Mon Nov 12 09:12:28 2018

Variable Name	Mean	Variance	sd	Minimum	Maximum	Median	Inter Quartile Range	Quartiles
x_diff	-1.500904e-05	5.836432e-08	0.0002415871	-0.003906245	0	0	0	0%: -0.003906245 25%: 0.000000000 50%: 0.000000000 75%: 0.000000000 100%: 0.000000000

Theta angle difference statistics - group

Parameters

- level: 9
- group: 14
- ngroup: 16
- fname: quaternary_tree_L09.G15.dat

Mon Nov 12 09:12:28 2018

Variable Name	Mean	Variance	sd	Minimum	Maximum	Median	Inter Quartile Range	Quartiles
x_diff	-1.500904e-05	5.836432e-08	0.0002415871	-0.003906245	0	0	0	0%: -0.003906245 25%: 0.000000000 50%: 0.000000000 75%: 0.000000000 100%: 0.000000000

Theta angle difference statistics - group

Parameters

- level: 9
- group: 15
- ngroup: 16
- fname: quaternary_tree_L09.G16.dat

Mon Nov 12 09:12:28 2018

Variable Name	Mean	Variance	sd	Minimum	Maximum	Median	Inter Quartile Range	Quartiles
x_diff	-1.500904e-05	5.836432e-08	0.0002415871	-0.003906245	0	0	0	0%: -0.003906245 25%: 0.000000000 50%: 0.000000000 75%: 0.000000000 100%: 0.000000000

Theta angle range statistics - leaf

Parameters

- level: 9
- fname: quaternary_tree_L09.dat

Mon Nov 12 09:12:29 2018

Variable Name	Minimum	Maximum	Mean	Variance	sd	Median
x	-1.616979	1.865688	0.124355	0.9124978	0.9552475	0.124355

Theta angle range statistics - group

Parameters

- level: 9
- group: 0
- ngroup: 16
- fname: quaternary_tree_L09.G01.dat

Mon Nov 12 09:12:29 2018

Variable Name	Minimum	Maximum	Mean	Variance	sd	Median
x	1.61978	1.865688	1.742734	0.005196559	0.07208716	1.742734

Theta angle range statistics - group

Parameters

- level: 9
- group: 1
- ngroup: 16
- fname: quaternary_tree_L09.G02.dat

Mon Nov 12 09:12:29 2018

Variable Name	Minimum	Maximum	Mean	Variance	sd	Median
x	1.37107	1.616979	1.494024	0.005196559	0.07208716	1.494024

Theta angle range statistics - group

Parameters

- level: 9
- group: 2
- ngroup: 16

- fname: quaternary_tree_L09.G03.dat

Mon Nov 12 09:12:29 2018

Variable Name	Minimum	Maximum	Mean	Variance	sd	Median
x	1.129823	1.375731	1.252777	0.005196559	0.07208716	1.252777

Theta angle range statistics - group

Parameters

- level: 9
- group: 3
- ngroup: 16
- fname: quaternary_tree_L09.G04.dat

Mon Nov 12 09:12:29 2018

Variable Name	Minimum	Maximum	Mean	Variance	sd	Median
x	0.881113	1.127021	1.004067	0.005196559	0.07208716	1.004067

Theta angle range statistics - group

Parameters

- level: 9
- group: 4
- ngroup: 16
- fname: quaternary_tree_L09.G05.dat

Mon Nov 12 09:12:29 2018

Variable Name	Minimum	Maximum	Mean	Variance	sd	Median
x	0.6924851	0.9383933	0.8154392	0.005196559	0.07208716	0.8154392

[Show TOC](#)

[Go to top](#)

Theta angle range statistics - group

Parameters

- level: 9
- group: 5
- ngroup: 16
- fname: quaternary_tree_L09.G06.dat

Mon Nov 12 09:12:29 2018

Variable Name	Minimum	Maximum	Mean	Variance	sd	Median
x	0.4437752	0.6896833	0.5667292	0.005196559	0.07208716	0.5667292

Theta angle range statistics - group

Parameters

- level: 9
- group: 6
- ngroup: 16
- fname: quaternary_tree_L09.G07.dat

Mon Nov 12 09:12:29 2018

Variable Name	Minimum	Maximum	Mean	Variance	sd	Median
x	0.2025278	0.4484359	0.3254819	0.005196559	0.07208716	0.3254819

Theta angle range statistics - group

Parameters

- level: 9
- group: 7
- ngroup: 16
- fname: quaternary_tree_L09.G08.dat

Mon Nov 12 09:12:29 2018

Variable Name	Minimum	Maximum	Mean	Variance	sd	Median
x	-0.04618217	0.199726	0.07677189	0.005196559	0.07208716	0.07677189

Theta angle range statistics - group

Parameters

- level: 9
- group: 8
- ngroup: 16
- fname: quaternary_tree_L09.G09.dat

Mon Nov 12 09:12:29 2018

Variable Name	Minimum	Maximum	Mean	Variance	sd	Median
x	0.04898403	0.2948922	0.1719381	0.005196559	0.07208716	0.1719381

Theta angle range statistics - group

Parameters

- level: 9
- group: 9
- ngroup: 16
- fname: quaternary_tree_L09.G10.dat

Mon Nov 12 09:12:29 2018

Variable Name	Minimum	Maximum	Mean	Variance	sd	Median
x	-0.199726	0.04618217	-0.07677189	0.005196559	0.07208716	-0.07677189

Theta angle range statistics - group

Parameters

- level: 9
- group: 10
- ngroup: 16
- fname: quaternary_tree_L09.G11.dat

Mon Nov 12 09:12:29 2018

Variable Name	Minimum	Maximum	Mean	Variance	sd	Median
---------------	---------	---------	------	----------	----	--------

x	-0.4409733	-0.1950652	-0.3180192	0.005196559	0.07208716	-0.3180192
---	------------	------------	------------	-------------	------------	------------

Theta angle range statistics - group

Parameters

- level: 9
- group: 11
- ngroup: 16
- fname: quaternary_tree_L09.G12.dat

Mon Nov 12 09:12:29 2018

Variable Name	Minimum	Maximum	Mean	Variance	sd	Median
x	-0.6896833	-0.4437752	-0.5667292	0.005196559	0.07208716	-0.5667292

Theta angle range statistics - group

Parameters

- level: 9
- group: 12
- ngroup: 16
- fname: quaternary_tree_L09.G13.dat

Mon Nov 12 09:12:29 2018

Variable Name	Minimum	Maximum	Mean	Variance	sd	Median
x	-0.8783112	-0.6324031	-0.7553571	0.005196559	0.07208716	-0.7553571

Theta angle range statistics - group

Parameters

- level: 9
- group: 13
- ngroup: 16
- fname: quaternary_tree_L09.G14.dat

Mon Nov 12 09:12:29 2018

Variable Name	Minimum	Maximum	Mean	Variance	sd	Median
x	-1.127021	-0.881113	-1.004067	0.005196559	0.07208716	-1.004067

Theta angle range statistics - group

Parameters

- level: 9
- group: 14
- ngroup: 16
- fname: quaternary_tree_L09.G15.dat

Mon Nov 12 09:12:29 2018

Variable Name	Minimum	Maximum	Mean	Variance	sd	Median
x	-1.368269	-1.12236	-1.245314	0.005196559	0.07208716	-1.245314

Theta angle range statistics - group

Parameters

- level: 9
- group: 15
- ngroup: 16
- fname: quaternary_tree_L09.G16.dat

Mon Nov 12 09:12:29 2018

Variable Name	Minimum	Maximum	Mean	Variance	sd	Median
x	-1.616979	-1.37107	-1.494024	0.005196559	0.07208716	-1.494024