



COLLABORATIVE LESSON PLANNING

eLearning Africa | AD7 | TEA50 | Friday, May 31st 2024 | 14:45 - 15:45

Image above made by Open AI DALL-E 3

Today's Knowledge Factory Session Plan

1. Introduction
2. Objectives
3. Questions
4. Overview
5. Examples
6. Implementation
7. I need your help, please! Tell your stories on Wikiversity and share your resources online :)

*“Knowledge Factories
The agendas of these practical sessions during the main event days offer hands-on activities, exercises and strategies for you to take back and implement in your organisation.”*

Who is this bearded man?



Owner of Mr. Danoff's Teaching Laboratory (daLab)
a research lab in the Educational industry www.mr.danoff.org

Former English as Second Language teacher and administrator

One of the peers supporting the Peeragogy Project
Peeragogy is an approach to peer learning and peer production
www.peeragogy.org

Objectives

- Audience members interact by sharing stories and examples from their careers plus asking questions
- Share guidance on how to implement Collaborative Lesson Planning (CLP) and share your lessons online
- Afterwards attendees implement CLP in their schools then share resources and stories back with community online so others can learn from them

How do you currently plan
your lessons?

Do you collaborate with others
when you plan your lessons?


After class do you share your lessons back online with the educational community as Open Educational Resources?

Overview

Main idea

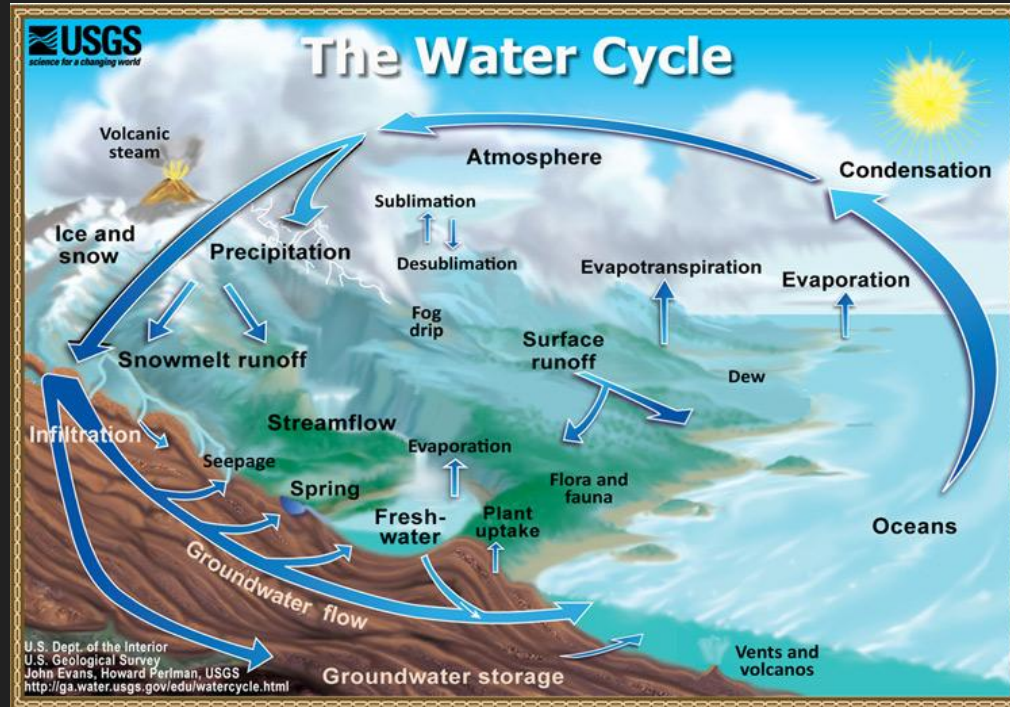
All of us work together to help plan each other's lessons. Goal is none of us have to reinvent the wheel, instead let's save time and teach better classes. Afterwards, let's share our plans online as Open Educational Resources (OER).

Teachers Already Collaborate (obvi)



<https://commons.wikimedia.org/wiki/File:Two-people-talking-logo.jpg>
By Selena Wilke. Public Domain via Wikimedia Commons

CLP Cycle



<https://commons.wikimedia.org/wiki/File:Watercyclesummary.jpg>

John Evans and Howard Periman, USGS Public Domain via Wikimedia Commons

Examples

Timeline

2009 - Taught English as a Second Language (TESL) in Japan

2010 - TESL in China, discover Open Educational Resources (OER)

2010 - Talk at Wikimania in Gdansk about Collaborative Lesson Planning (CLP)

2011

CLP Talk at Open Education Conference in Park City

Put lesson plans from China on Wikiversity

Published “FUN WITH ENGLISH (FWE) 7B & 8B: Unofficial Teacher's Handbook”

Organized CLP Course at Peer 2 Peer University (P2PU)

2012 - Tried implementing CLP at vocational TESL school in Chicago

Lesson plans from China on Wikiversity

Why create a Wikiversity account? [aismiss]

Reviewing My Semester with the FUN WITH ENGLISH 7A & 8A Textbooks

 **This resource includes primary and/or secondary research.** Learn more about [original research](#) at Wikiversity.

Currently I am working on making my old lesson plans into a usable resource for others at [Teaching EFL Listening via FUN WITH ENGLISH Books](#) . For now this research is on hold. --Charles Jeffrey Danoff 00:32, 25 April 2011 (UTC)

The objective of this project is to follow an American instructor in China week by week from September 2009 to June 2010, and analyze how the dynamics between him and his class, as well as his approach to teaching, evolved. The instructor, [User:Charles Jeffrey Danoff](#), taught [English](#) to seventh and eighth grade Chinese students using the [FUN WITH ENGLISH 7A & 8A](#) [e/7B & 8A](#) [e/8B](#) Listening Textbooks. The project is being conducted within the framework of Wikiversity's [original research](#) guidelines.

The goal is to have something ready to send to PediaPress by the end of February 17th, USA CT.

The exploration begun with this research indirectly led to the instructor's speech on [Collaborative Lesson Planning](#) at [Wikimania 2010](#).

Guide [edit | edit source]

Semester 1 Fall 2009 [edit | edit source]

Usually classes were only held from Monday to Friday.

Week	Dates	Grade 7	Grade 8
1	2 - 8 Sep	Lesson 1	Ibid.
2	9 - 15 Sep	Lesson 2	Lesson 2
3	16 - 22 Sep	Lesson 3	Lesson 3
4	23 - 25 Sep	Lesson 4	Lesson 4

Mr. Danoff's FWE Lessons

- **Research Center**
- [Semester One Fall 2009 7A & 8A](#)
- [Semester Two Spring 2010 7B & 8B](#)

[edit this box](#)

Contents [hide]

- 1 Guide
 - 1.1 Semester 1 Fall 2009
 - 1.2 Semester 2 Spring 2010
- 2 Background Information
 - 2.1 To - Do
 - 2.2 Done
 - 2.3 Ideas
- 3 Bibliography
 - 3.1 Can you help?

Topic:TESOL

WIKIVERSITY

- Main Page
- Browse
- Recent changes
- Guided tours
- Random
- Help
- Donate

community

- Portal
- Colloquium
- News
- Projects
- Sandbox

Tools

- What links here
- Related changes
- Special pages
- Permanent link
- Page information
- Cite this page
- Get shortened URL
- Download QR code

wikimedia projects

- Commons
- Wikibooks
- Wikidata
- Wikinews

Screenshot from Wikiversity

https://en.wikiversity.org/wiki/Reviewing_My_Semester_with_the_FUN_WITH_ENGLISH_7A_%26_8A_Textbooks

Lesson plans from China on Wikiversity



The screenshot shows the PediaPress website interface. At the top, there is a navigation bar with the PediaPress logo and buttons for 'Home' and 'Catalog'. The main content area displays a book listing for 'FUN WITH ENGLISH 7B & 8B' by Charles Jeffrey Danoff. The book is priced at US\$ 11.90 and has an 'Add to Cart' button. The book cover is shown as a teal rectangle with the title and subtitle. To the left of the cover, the book's details are listed: Title, Subtitle, Editor, and Language. To the right, there are options for binding (Paperback or Hardcover), interior (Black & white or Color), shipping destination (United States), and currency (USD (US\$)). Below the book cover is a 'Click to preview!' link. At the bottom, there are social media sharing options for Facebook and Twitter, and a 'Contents' section with links to related content.

PEDIA PRESS Home Catalog

Book "FUN WITH ENGLISH 7B & 8B" US\$ 11.90* [Add to Cart](#)

Title:
FUN WITH ENGLISH 7B & 8B

Subtitle:
Unofficial Teacher's Handbook

Editor:
Charles Jeffrey Danoff

Language:
English

Book size: ca. 160 pages

Binding:
 Paperback
 Hardcover (+US\$ 7.10)

Interior:
 Black & white
 Color (+US\$ 9.60)

Shipping destination:
United States

Currency: USD (US\$)

[Click to preview!](#)

Contents:

[Teaching EFL Listening via FUN WITH ENGLISH Books](#)

[User:Charles Jeffrey Danoff/China ELT Curriculum](#)

Implementing CLP at school in Chicago

COC IEP 200 Lesson Plan for Wed 6 Mar 2013

2012/13 Winter Trimester Block 3 Lesson #10

NEWS HOUR

09:30 to 10:30 (60 minutes) | Learning Objective (1): Reading & Vocabulary - Read independently and recognize difference between the main ideas and supporting details.

- Students discuss their summaries of the "Names from the Past Lead to Battles in South" News for You article with partners
- Main Ideas of the article:
 1. The Civil War is over, but some battles are still going on.
 2. Citizens of Memphis disagree about changing landmark names.
 3. Nathan Bedford Forrest is a controversial civil war hero.
- Students work in pairs to come up with details supporting the main ideas.
- Read and discuss the article as a class

CHECK - IN

10:35 to 10:50 (15)

- Check-in Student's homework (if not already done individually)
- Ask students "Do you have any questions for me?"
- Unanswered Student Questions: Richard III, Shamrock & Pronouncing Dates (see <http://www.esl-lab.com/eslbasic/calendar-1.htm>)

QUIZ 3 PREP

10:50 to 11:25 (35)

- Look over the revised Quiz 3 Study Guide (Download PDF at <http://www.danoff.org/leftinfront/wp-content/plugins/download-monitor/download.php?id=60> or

Timeline, continued

2012 - Conducted first ENG 099 Massive Open Online Course (MOOC) online using Open Educational Resources on Mr. Danoff's Teaching Laboratory

2013 - Started Collaborative Lesson Planning (CLP) resource on Wikiversity

2016

Led third sequence of ENG 099 on Wikiversity

Tech Showcase about CLP at Illinois Teachers of English to Speakers of Other Languages Bilingual Education (ITBE) showing how to upload lessons to GitHub

First sequence of ENG 099

Sequence 1 December 2012

Week 1

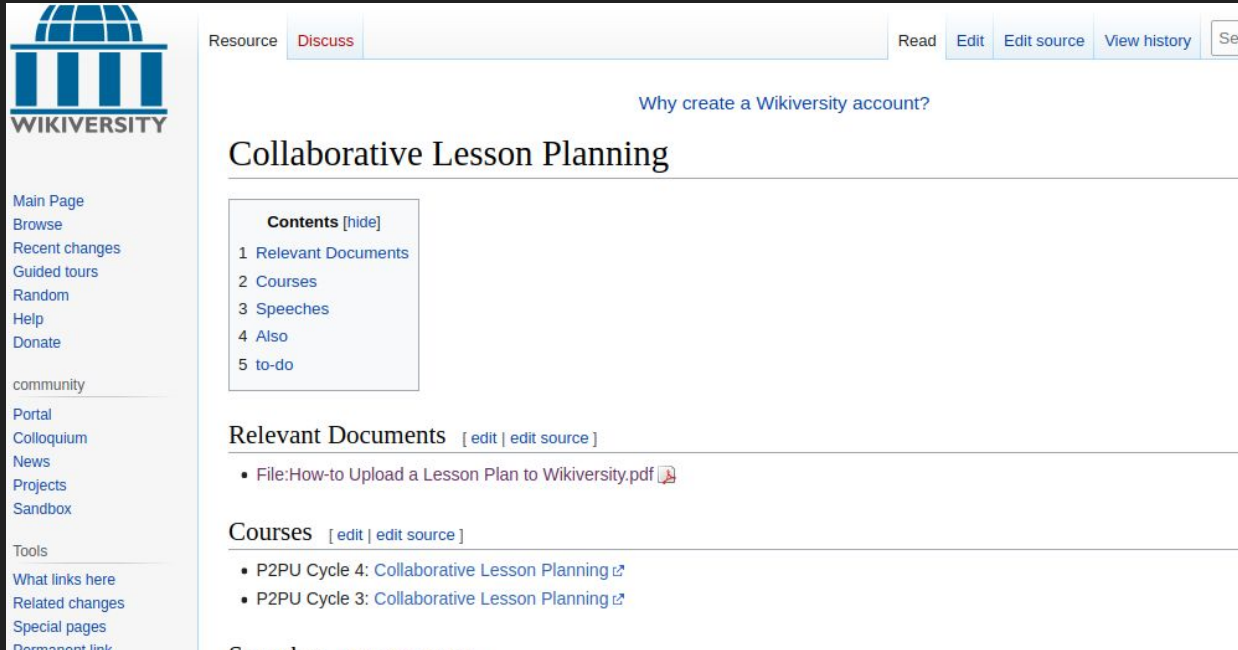
- Lecture 1
 - Atom 1: International English Greeting
 - Atom 2: Friendly American English Greeting
 - Atom 3: Language Talk 1 of 10
 - Atom 4: Christmas Short Story 1 of 10
 - Notes from the 10 Dec. 2012 Greetings lecture as a whole
- Lecture 2: Formal Telephone English 11 December 2012
- Lecture 3: Informal Telephone English 12 Dec. '12
- Lecture 4: Restaurant Menus 14 Dec. '12
- Lecture 5: Government Forms 14 Dec. '12

You can read all of week 1's lecture notes in the Etherpad [here](#).

Week 2

- Lecture 6: Reading American Fiction 17 Dec. '12 – YouTube [Video Lecture Recording](#) // [EtherPad Notes](#)
- Lecture 7: Writing American English 18 Dec. '12 – YouTube [Video Lecture Recording](#) // [EtherPad Notes](#)
- Lecture 8: The Job Interview (Part 1 of 2) 19 Dec. '12 – YouTube [Video Lecture Recording](#) // [EtherPad Notes](#)

Collaborative Lesson Planning resource on Wikiversity



The screenshot shows the Wikiversity page for 'Collaborative Lesson Planning'. The page has a light blue header with the Wikiversity logo on the left and navigation buttons (Resource, Discuss, Read, Edit, Edit source, View history, Search) on the right. Below the header, there is a link to 'Why create a Wikiversity account?'. The main title is 'Collaborative Lesson Planning'. A 'Contents' box lists five items: 1 Relevant Documents, 2 Courses, 3 Speeches, 4 Also, and 5 to-do. Below the contents, there are sections for 'Relevant Documents' and 'Courses'. The 'Relevant Documents' section contains a link to 'File:How-to Upload a Lesson Plan to Wikiversity.pdf'. The 'Courses' section contains two links: 'P2PU Cycle 4: Collaborative Lesson Planning' and 'P2PU Cycle 3: Collaborative Lesson Planning'. On the left side, there is a sidebar with various navigation links such as 'Main Page', 'Browse', 'Recent changes', 'Guided tours', 'Random', 'Help', 'Donate', 'community', 'Portal', 'Colloquium', 'News', 'Projects', 'Sandbox', 'Tools', 'What links here', 'Related changes', 'Special pages', and 'Permanent link'.

Resource **Discuss** Read Edit Edit source View history Search

[Why create a Wikiversity account?](#)


Collaborative Lesson Planning

Contents [hide]

- 1 Relevant Documents
- 2 Courses
- 3 Speeches
- 4 Also
- 5 to-do



Relevant Documents

 [edit | edit source]

- [File:How-to Upload a Lesson Plan to Wikiversity.pdf](#) 

Courses

 [edit | edit source]

- [P2PU Cycle 4: Collaborative Lesson Planning](#) 
- [P2PU Cycle 3: Collaborative Lesson Planning](#) 

community

Portal

Colloquium

News

Projects

Sandbox

Tools

What links here

Related changes

Special pages

Permanent link

ENG 099 on Wikiversity using OER by others



The screenshot shows the Wikiversity page for 'United States English Introduction'. The page features a navigation bar with tabs for 'Resource' and 'Discuss', and buttons for 'Read', 'Edit', 'Edit source', and 'View history'. A search bar is located in the top right corner. The main content area includes a link to 'Why create a Wikiversity account?' and a description of the course as a MOOC in conversational American English for EFL/ESL/ELL/ESOL students. A 'Contents' section lists the course structure, including a calendar and weekly topics like 'Reading and Listening', 'Grammar & Punctuation', and 'Writing & Speaking'. An image of a tree is included with the caption: 'We will study English together so our skills can grow like this tree!'.

Resource Discuss Read Edit Edit source View history Search Wikiversity

Why create a Wikiversity account? [dismiss]

United States English Introduction

This is **ENG 099**, a Massive Open Online Course (MOOC) in conversational American English (USA) for EFL/ESL/ELL/ESOL students that was offered in the summer of 2016! :)

Contents [hide]

- 1 Summer 2016 Calendar
 - 1.1 Week 1: Monday, August 8th to Sunday, August 14th
 - 1.1.1 Reading and Listening^[1]
 - 1.1.2 Grammar^[2]^[3]^[4] & Punctuation^[5]
 - 1.1.3 Writing & Speaking^[6]
 - 1.2 Week 2: Monday, August 15th to Sunday, August 21st
 - 1.2.1 Reading and Listening^[1]
 - 1.2.2 Grammar^[2] & Punctuation^[5]
 - 1.2.3 Writing & Speaking
 - 1.3 Week 3: Monday, August 22nd to Sunday, August 28th
 - 1.3.1 Vocabulary
 - 1.3.2 Reading and Listening^[1]
 - 1.3.3 Grammar^[2] & Punctuation^[5]
 - 1.3.4 Writing & Speaking
 - 1.4 Week 4: Monday, August 29th to Monday, September 5th
 - 1.5 Week 5: Tuesday, September 5th to Monday, September 12th



We will study English together so our skills can grow like this tree! ↗

Additional Research on Collaborative Lesson Planning

On-line collaborative lesson planning: an experiment in teacher education

Authors: Priscilla Norton & Debra Sprague

Journal of Technology and Teacher Education, Volume 5, Issue 2-3, 1997, pp
149–162

<https://dl.acm.org/doi/10.5555/263106.263111>

Sally B. Gutierrez (2020): Collaborative lesson planning as a positive ‘dissonance’ to the teachers’ individual planning practices: characterizing the features through reflections-on-action, Teacher Development, DOI:
10.1080/13664530.2020.1856177

Quote from Abstract of Gutierrez paper

“In this study, collaborative lesson planning (CLP) was a positive ‘dissonance’ to the teachers’ individual lesson planning practices. ... Results showed that through reflections-on-action, CLP had positive impacts on the teachers’ instructional practices including the provision for: (1) continuous learning, (2) improvement of professional practice, and (3) reflective, affective, and professional support.”

Fitting into UNESCO Information and Communication Technologies (ICT) Framework

Knowledge Creation ASPECT 6

KC.6.e. Licence and distribute their original teaching resources as OER.

Knowledge Creation		
	CURRICULAR GOALS FOR TEACHER TRAINING	TEACHER COMPETENCY (Teachers can ...)
ASPECT 6 <i>Teacher Professional Learning</i>	Teacher as Innovator. Teachers are themselves master students and knowledge producers who are engaged in innovation to produce new knowledge about learning and teaching practice.	Continually develop, experiment, coach, innovate, and share best practice to determine how the school can best be served by technology.

KC.6.e. Licence and distribute their original teaching resources as OER.

Share exemplary teaching and learning resources – such as lesson plans, worksheets, lab notes and tests – with the wider education community by releasing these resources with an open licence.

Quotes from page 47 of “UNESCO ICT Competency Framework for Teachers” version 3
<https://unesdoc.unesco.org/ark:/48223/pf0000265721.locale=en> publication is available in Open Access under the Attribution-ShareAlike 3.0 IGO (CC-BY-SA 3.0 IGO) license (<http://creativecommons.org/licenses/by-sa/3.0/igo/>).

UNESCO ICT Course - Unit about sharing lesson plans

The screenshot displays the UNESCO ICT CFT Based Courses website. The top navigation bar includes the UNESCO logo, the text 'Education 2030 UNESCO ICT CFT Based Courses', the language 'English (en)', and a login status 'You are currently using guest access (Log in)'. A left-hand sidebar menu is titled 'Lesson Plans' and contains links for 'Meet your facilitator', 'Unit Introduction', 'Assessment Instructions', 'License', 'Home', and 'Calendar'. The main content area features a large blue header for 'Unit 12: Locating and Using the Lesson Plan Folder'. Below this is a breadcrumb trail: 'Home / Courses / South Africa (MGSLG) / ICT CFT levels / Technology Literacy - ICT Integration / Module 03: Digital devices and resources / Lesson Plans'. A central graphic for 'Unit 12: Locating and using lesson plans (revision)' includes a photo of a man with a laptop, the text 'FAMILIARITY WITH DIGITAL TOOLS', 'MODULE 3 - DIGITAL DEVICE AND RESOURCES', and 'COMPLETION TIME 0.5HRS'. To the right, a 'Track Menus' section has a 'Back to Track 1 Menu' link, and a 'Course completion status' section states 'You are currently not being tracked by completion in this course'.

Screenshot from <https://ictcft.nba.co.za/course/view.php?id=27> This unit on Locating and Using Lesson Plans, part of the Teachers' ICT Integration Course by Matthew Goniwe School of Leadership and Governance is licensed under a Creative Commons Attribution-ShareAlike 4.0 International License

Implementation

Situation

Context

- Teachers need to plan lessons for their classes
- Sometimes they use the same textbooks and resources as others

Problem

- Teachers have a limited amount of time and other responsibilities (e.g., teaching, grading, life outside class)
- They have different amounts of money from their school and elsewhere to pay for instructional materials

Solution


One approach to face this problem in a context:

- Teachers can collaborate with others to plan their lessons

Benefits:

- This can lead to better quality lessons planned in less time
- Save time for the next generation of educators

Offline CLP



https://commons.wikimedia.org/wiki/File:Aktenordner_und_Locher_USA-Standard.jpg
Aktenordner und Locher (USA-Standard) Public Domain via Wikimedia Commons

And, Lesson Plans Aren't Always Useful

- I did all this work for nothing????
- Textbooks
- Worksheets
- Quizzes

Why Do It?

- Fun!
- Portfolio
- Help World Community
- (in theory) lead to less time you have to spend, or at least your time is more richly spent

What License Do You Choose?



Creative Commons license logs via <https://creativecommons.org/> and given a Attribution 3.0 Unported license <https://creativecommons.org/licenses/by/3.0/>

Also check out “Open education, copyright and open licensing in a digital world”, LIDA 103 from OERu in English <https://course.oeru.org/lida103/> and <https://www.icde.org/projects-and-activities/francophone-oer-project/> from ICDE for a French version

Best Practices for Teachers Using OER

- Attribute Everything
- Share Everything
- If you do have to use a proprietary resource, even something as simple as a YouTube video or podcast that you can embed, contact rights holder for permission
- Get in touch with other Teachers

Free & Libre File Formats (ideally)

- Teachers have opportunity to be examples for students
- Make it as easy as possible for the 4 R's:
 - Revise, Remix, Reuse, Redistribute
- LibreOffice
- GNU/Linux as the Operating System
 - Make costs as low as possible for students

Where to share lessons

- MediaWiki
- GitHub
- Publish on your website or post files online
- Peeragogy
- OER Commons

Who can you collaborate with?

Who should you collaborate with?

- Teachers at your school
- People online
- Artificial Intelligence

After all collaborations, **be sure to do your own final audit**, at end of day the lesson is your responsibility

I need your help!

Tell your stories

Call for participation to share stories about Collaborative Lesson Planning and sharing lessons as Open Educational Resources online

Please share your stories about using this approach online on Wikiversity, just click edit!

Email me your stories

contact@mr.danoff.org



Screenshot from Wikiversity https://en.wikiversity.org/wiki/Collaborative_Lesson_Planning

Presentation Slides Copyright © 2024 by Charles
Jeffrey Danoff.

Licensed with Attribution-ShareAlike 4.0 International
<https://creativecommons.org/licenses/by-sa/4.0/>

Download PDF of deck on Wikiversity

[https://en.wikiversity.org/wiki/File:ELearning_Africa_2024
- Collaborative Lesson Planning - 31 May 2024.pdf](https://en.wikiversity.org/wiki/File:ELearning_Africa_2024_-_Collaborative_Lesson_Planning_-_31_May_2024.pdf)



Source: Google Slides

[https://docs.google.com/presentation/d/11zN_oOtxTmsWR8otxdhOl
U63kIWCHw-BPcNCCqfH6Hk/edit](https://docs.google.com/presentation/d/11zN_oOtxTmsWR8otxdhOlU63kIWCHw-BPcNCCqfH6Hk/edit)