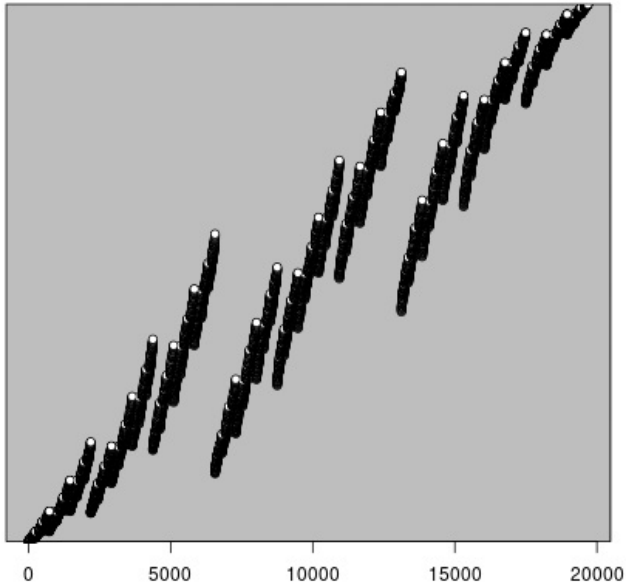


Theta angle ordering - group

Parameters

- level: 9
- fname: ternary_tree_L09.dat

Sat Nov 10 18:02:33 2018

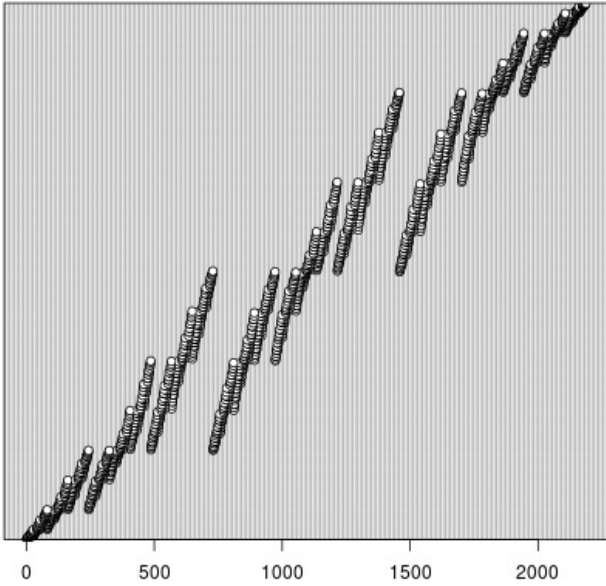


Theta angle ordering - leaf

Parameters

- level: 9
- group: 0
- ngroup: 9
- fname: ternary_tree_L09.G01.dat

Sat Nov 10 18:02:37 2018

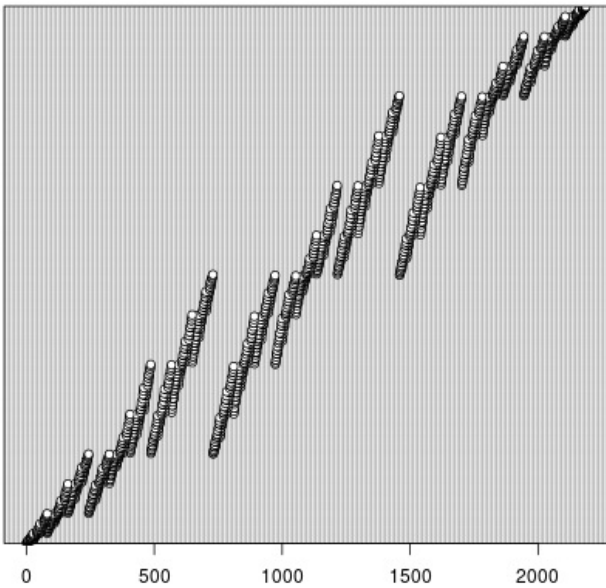


Theta angle ordering - leaf

Parameters

- level: 9
- group: 1
- ngroup: 9
- fname: ternary_tree_L09.G02.dat

Sat Nov 10 18:02:37 2018



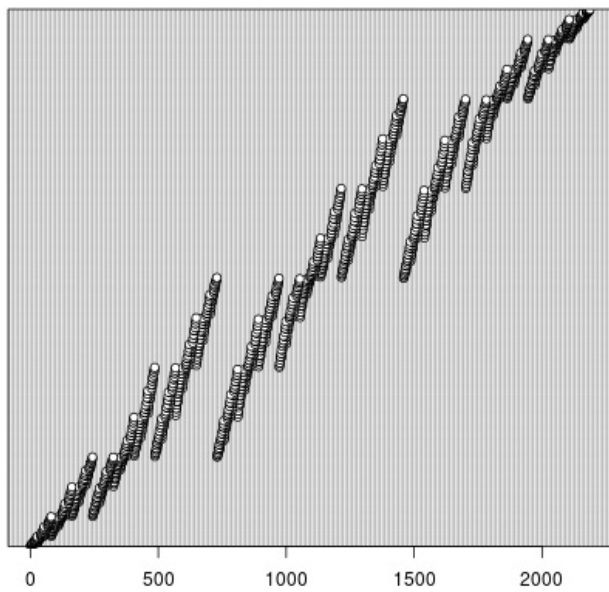
Theta angle ordering - leaf

Parameters

- level: 9
- group: 2

- ngroup: 9
- fname: ternary_tree_L09.G03.dat

Sat Nov 10 18:02:38 2018

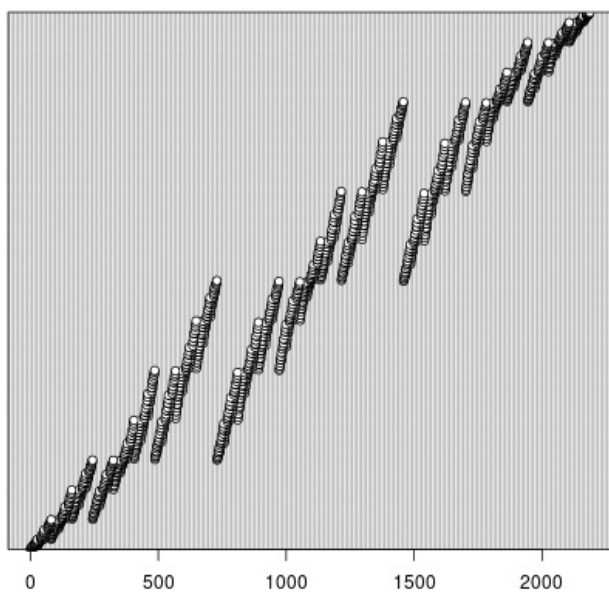


Theta angle ordering - leaf

Parameters

- level: 9
- group: 3
- ngroup: 9
- fname: ternary_tree_L09.G04.dat

Sat Nov 10 18:02:38 2018

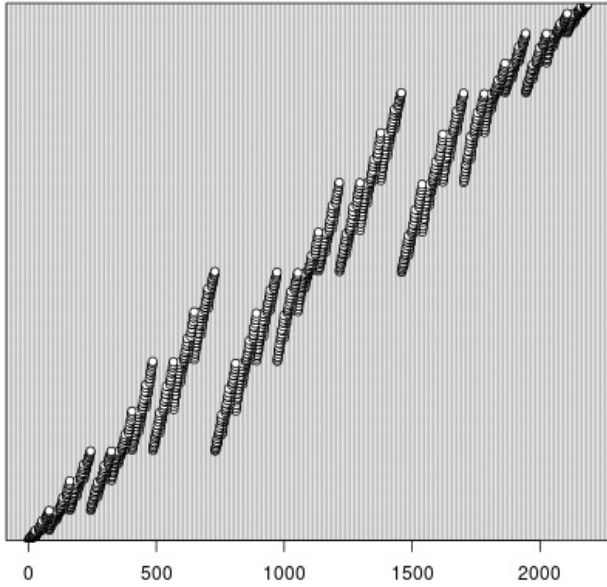


Theta angle ordering - leaf

Parameters

- level: 9
- group: 4
- ngroup: 9
- fname: ternary_tree_L09.G05.dat

Sat Nov 10 18:02:39 2018

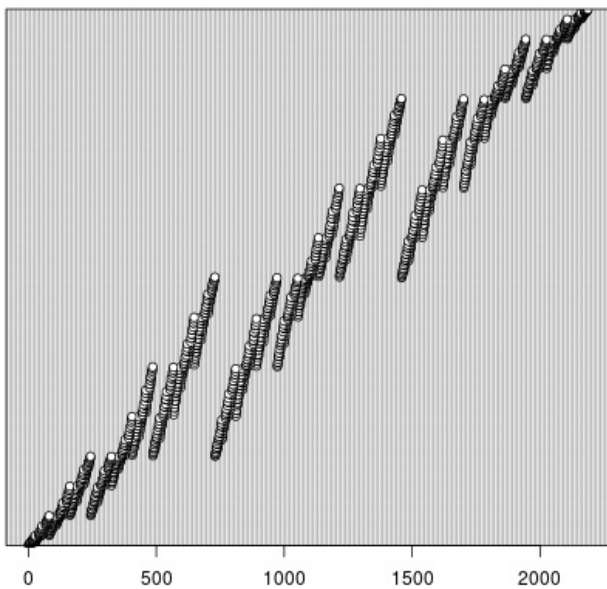


Theta angle ordering - leaf

Parameters

- level: 9
- group: 5
- ngroup: 9
- fname: ternary_tree_L09.G06.dat

Sat Nov 10 18:02:39 2018

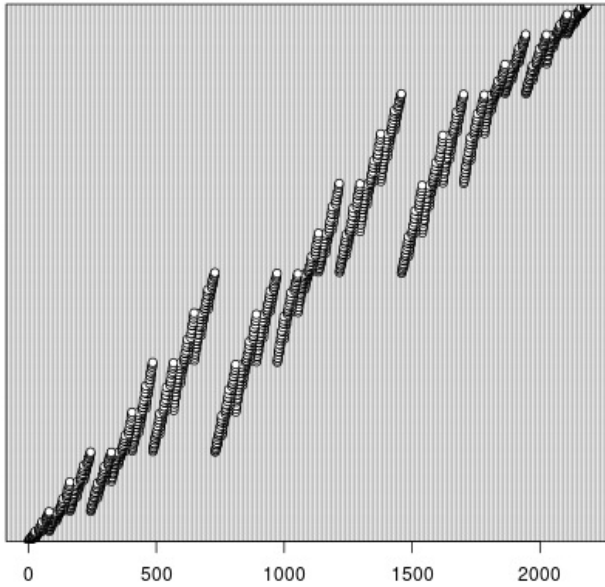


Theta angle ordering - leaf

Parameters

- level: 9
- group: 6
- ngroup: 9
- fname: ternary_tree_L09.G07.dat

Sat Nov 10 18:02:39 2018

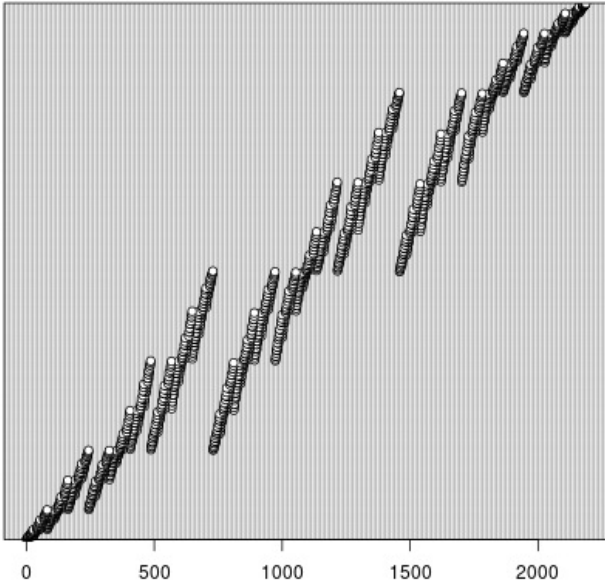


Theta angle ordering - leaf

Parameters

- level: 9
- group: 7
- ngroup: 9
- fname: ternary_tree_L09.G08.dat

Sat Nov 10 18:02:40 2018

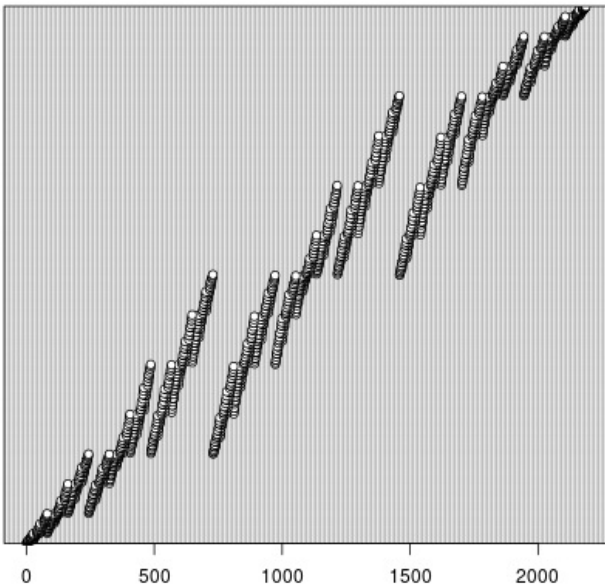


Theta angle ordering - leaf

Parameters

- level: 9
- group: 8
- ngroup: 9
- fname: ternary_tree_L09.G09.dat

Sat Nov 10 18:02:40 2018



Theta angle difference statistics - leaf

Parameters

- level: 9
- fname: ternary_tree_L09.dat

Sat Nov 10 18:02:41 2018

Variable Name	Mean	Variance	sd	Minimum	Maximum	Median	Inter Quartile Range	Quartiles
x_diff	-0.0001767394	0.0003556439	0.01885852	-0.00390623	1.122566	-0.00390623	0.003906349	0%: -3.906230e-03 25%: -3.906230e-03 50%: -3.906230e-03 75%: 1.192038e-07 100%: 1.122566e+00

Theta angle difference statistics - group

Parameters

- level: 9
- group: 0
- ngroup: 9
- fname: ternary_tree_L09.G01.dat

Sat Nov 10 18:02:41 2018

Variable Name	Mean	Variance	sd	Minimum	Maximum	Median	Inter Quartile Range	Quartiles
x_diff	-0.0004484084	0.0001459929	0.01208275	-0.00390623	0.2457332	-0.00390623	0.003906349	0%: -3.906230e-03 25%: -3.906230e-03 50%: -3.906230e-03 75%: 1.192038e-07 100%: 2.457332e-01

Theta angle difference statistics - group

Parameters

- level: 9
- group: 1
- ngroup: 9
- fname: ternary_tree_L09.G02.dat

Sat Nov 10 18:02:41 2018

Variable Name	Mean	Variance	sd	Minimum	Maximum	Median	Inter Quartile Range	Quartiles
								0%: -3.906230e-03 25%: -3.906230e-03 50%:

x_diff	-0.0004484084	0.0001459929	0.01208275	-0.00390623	0.2457332	-0.00390623	0.003906349	-3.906230e-03 75%: 1.192038e-07 100%: 2.457332e-01
--------	---------------	--------------	------------	-------------	-----------	-------------	-------------	--

Theta angle difference statistics - group

Parameters

- level: 9
- group: 2
- ngroup: 9
- fname: ternary_tree_L09.G03.dat

Sat Nov 10 18:02:41 2018

Variable Name	Mean	Variance	sd	Minimum	Maximum	Median	Inter Quartile Range	Quartiles
x_diff	-0.0004484084	0.0001459929	0.01208275	-0.00390623	0.2457332	-0.00390623	0.003906349	0%: -3.906230e-03 25%: -3.906230e-03 50%: -3.906230e-03 75%: 1.192038e-07 100%: 2.457332e-01

Theta angle difference statistics - group

Parameters

- level: 9
- group: 3
- ngroup: 9
- fname: ternary_tree_L09.G04.dat

Sat Nov 10 18:02:41 2018

Variable Name	Mean	Variance	sd	Minimum	Maximum	Median	Inter Quartile Range	Quartiles
x_diff	-0.0004484084	0.0001459929	0.01208275	-0.00390623	0.2457332	-0.00390623	0.003906349	0%: -3.906230e-03 25%: -3.906230e-03 50%: -3.906230e-03 75%: 1.192038e-07 100%: 2.457332e-01

Theta angle difference statistics - group

Variable Name	Mean	Variance	sd	Minimum	Maximum	Median	Quartile Range	Quartiles
x_diff	-0.0004484084	0.0001459929	0.01208275	-0.00390623	0.2457332	-0.00390623	0.003906349	0%: -3.906230e-03 25%: -3.906230e-03 50%: -3.906230e-03 75%: 1.192038e-07 100%: 2.457332e-01

Theta angle difference statistics - group

Parameters

- level: 9
- group: 7
- ngroup: 9
- fname: ternary_tree_L09.G08.dat

Sat Nov 10 18:02:41 2018

Variable Name	Mean	Variance	sd	Minimum	Maximum	Median	Inter Quartile Range	Quartiles
x_diff	-0.0004484084	0.0001459929	0.01208275	-0.00390623	0.2457332	-0.00390623	0.003906349	0%: -3.906230e-03 25%: -3.906230e-03 50%: -3.906230e-03 75%: 1.192038e-07 100%: 2.457332e-01

Theta angle difference statistics - group

Parameters

- level: 9
- group: 8
- ngroup: 9
- fname: ternary_tree_L09.G09.dat

Sat Nov 10 18:02:41 2018

Variable Name	Mean	Variance	sd	Minimum	Maximum	Median	Inter Quartile Range	Quartiles
x_diff	-0.0004484084	0.0001459929	0.01208275	-0.00390623	0.2457332	-0.00390623	0.003906349	0%: -3.906230e-03 25%: -3.906230e-03 50%: -3.906230e-03

03 75%: 1.192038e- 07 100%: 2.457332e- 01

Theta angle range statistics - leaf

Parameters

- level: 9
- fname: ternary_tree_L09.dat

Sat Nov 10 18:02:41 2018

Variable Name	Minimum	Maximum	Mean	Variance	sd	Median
x	-1.615025	1.863735	0.124355	0.6083579	0.779973	0.124355

Theta angle range statistics - group

Parameters

- level: 9
- group: 0
- ngroup: 9
- fname: ternary_tree_L09.G01.dat

[Show TOC](#)

[Go to top](#)

Sat Nov 10 18:02:41 2018

Variable Name	Minimum	Maximum	Mean	Variance	sd	Median
x	0.8830662	1.863735	1.373401	0.05380536	0.2319598	1.373401

Theta angle range statistics - group

Parameters

- level: 9
- group: 1
- ngroup: 9
- fname: ternary_tree_L09.G02.dat

Sat Nov 10 18:02:41 2018

Variable Name	Minimum	Maximum	Mean	Variance	sd	Median
x	0.4194186	1.400088	0.9097532	0.05380536	0.2319598	0.9097532

Theta angle range statistics - group

Parameters

- level: 9
- group: 2
- ngroup: 9
- fname: ternary_tree_L09.G03.dat

Sat Nov 10 18:02:41 2018

Variable Name	Minimum	Maximum	Mean	Variance	sd	Median
x	-0.04422905	0.9364401	0.4461055	0.05380536	0.2319598	0.4461055

Theta angle range statistics - group

Parameters

- level: 9
- group: 3
- ngroup: 9
- fname: ternary_tree_L09.G04.dat

Sat Nov 10 18:02:41 2018

Variable Name	Minimum	Maximum	Mean	Variance	sd	Median
x	0.097668	1.078337	0.5880026	0.05380536	0.2319598	0.5880026

Theta angle range statistics - group

Parameters

- level: 9
- group: 4
- ngroup: 9
- fname: ternary_tree_L09.G05.dat

Sat Nov 10 18:02:41 2018

Variable Name	Minimum	Maximum	Mean	Variance	sd	Median
x	-0.3659796	0.6146896	0.124355	0.05380536	0.2319598	0.124355

Theta angle range statistics - group

Parameters

- level: 9
- group: 5
- ngroup: 9
- fname: ternary_tree_L09.G06.dat

Sat Nov 10 18:02:41 2018

Variable Name	Minimum	Maximum	Mean	Variance	sd	Median
x	-0.8296272	0.151042	-0.3392926	0.05380536	0.2319598	-0.3392926

Theta angle range statistics - group

Parameters

- level: 9
- group: 6
- ngroup: 9
- fname: ternary_tree_L09.G07.dat

Sat Nov 10 18:02:41 2018

Variable Name	Minimum	Maximum	Mean	Variance	sd	Median
x	-0.6877302	0.292939	-0.1973956	0.05380536	0.2319598	-0.1973956

Theta angle range statistics - group

Parameters

- level: 9
- group: 7
- ngroup: 9
- fname: ternary_tree_L09.G08.dat

Sat Nov 10 18:02:41 2018

Variable Name	Minimum	Maximum	Mean	Variance	sd	Median
x	-1.151378	-0.1707086	-0.6610432	0.05380536	0.2319598	-0.6610432

Theta angle range statistics - group

Parameters

- level: 9
- group: 8
- ngroup: 9
- fname: ternary_tree_L09.G09.dat

Sat Nov 10 18:02:41 2018

Variable Name	Minimum	Maximum	Mean	Variance	sd	Median
x	-1.615025	-0.6343562	-1.124691	0.05380536	0.2319598	-1.124691