

Stack Frames (12A)

Copyright (c) 2014 - 2020 Young W. Lim.

Permission is granted to copy, distribute and/or modify this document under the terms of the GNU Free Documentation License, Version 1.2 or any later version published by the Free Software Foundation; with no Invariant Sections, no Front-Cover Texts, and no Back-Cover Texts. A copy of the license is included in the section entitled "GNU Free Documentation License".

Please send corrections (or suggestions) to youngwlim@hotmail.com.

This document was produced by using LibreOffice.

Based on

ARM System-on-Chip Architecture, 2nd ed, Steve Furber

Introduction to ARM Cortex-M Microcontrollers
– Embedded Systems, Jonathan W. Valvano

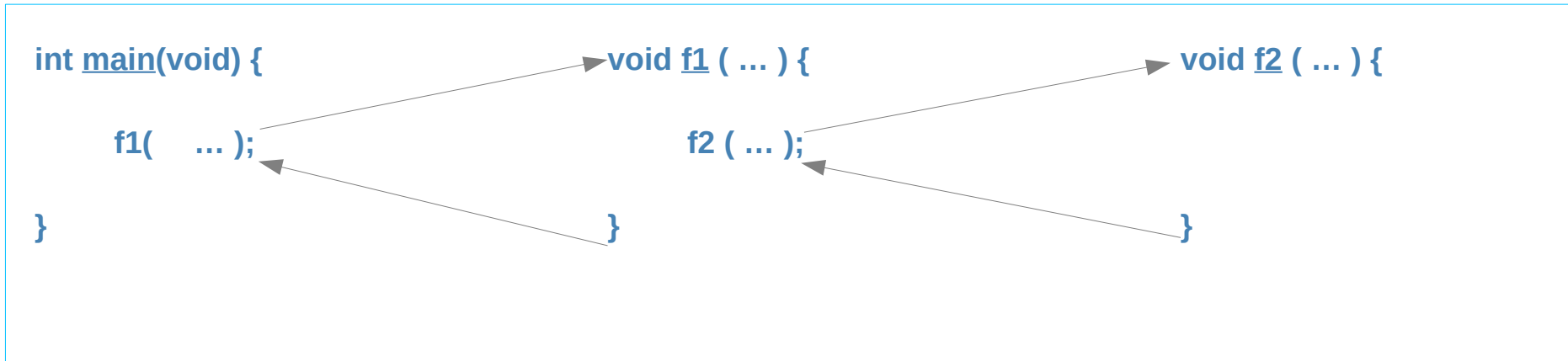
Digital Design and Computer Architecture,
D. M. Harris and S. L. Harris

ARM assembler in Raspberry Pi
Roger Ferrer Ibáñez

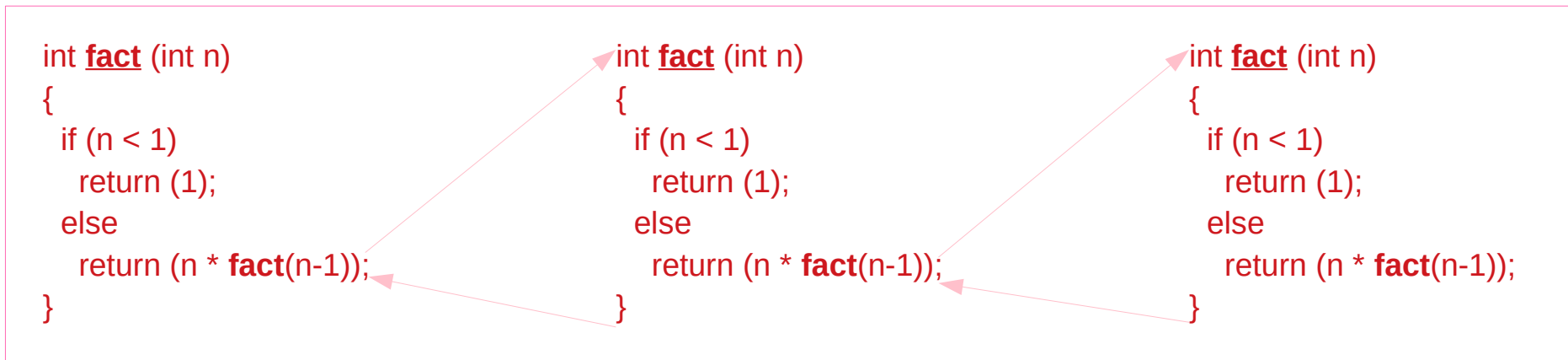
<https://thinkingeek.com/arm-assembler-raspberry-pi/>

Nested and recursive function calls

Nested function call



Recursive function call

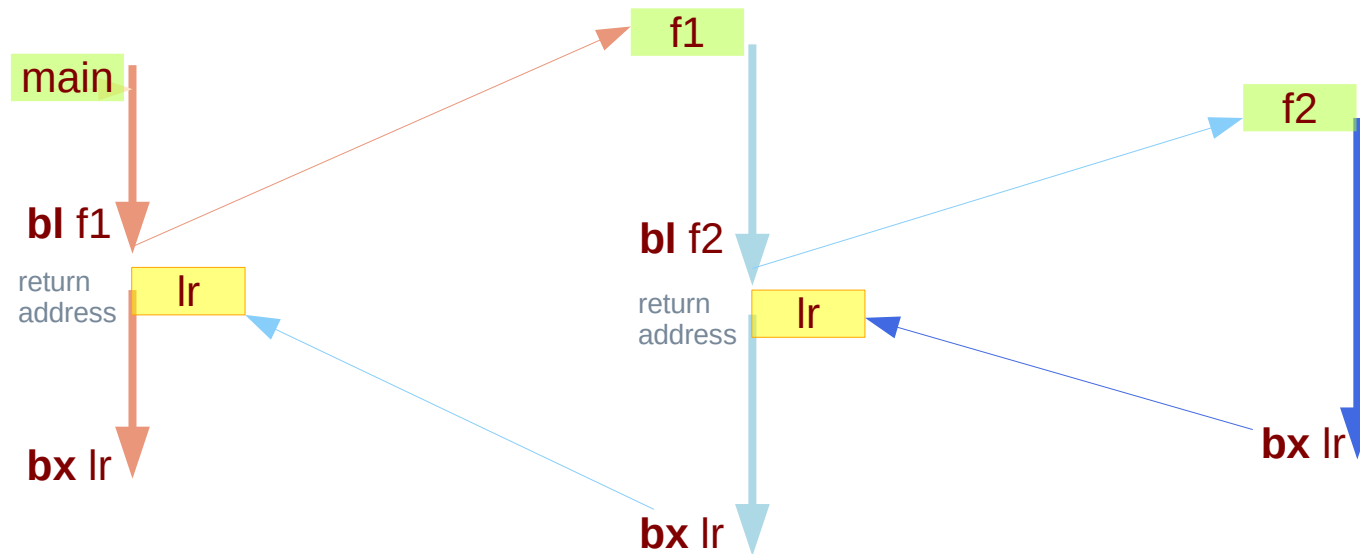


Nested and recursive function calls

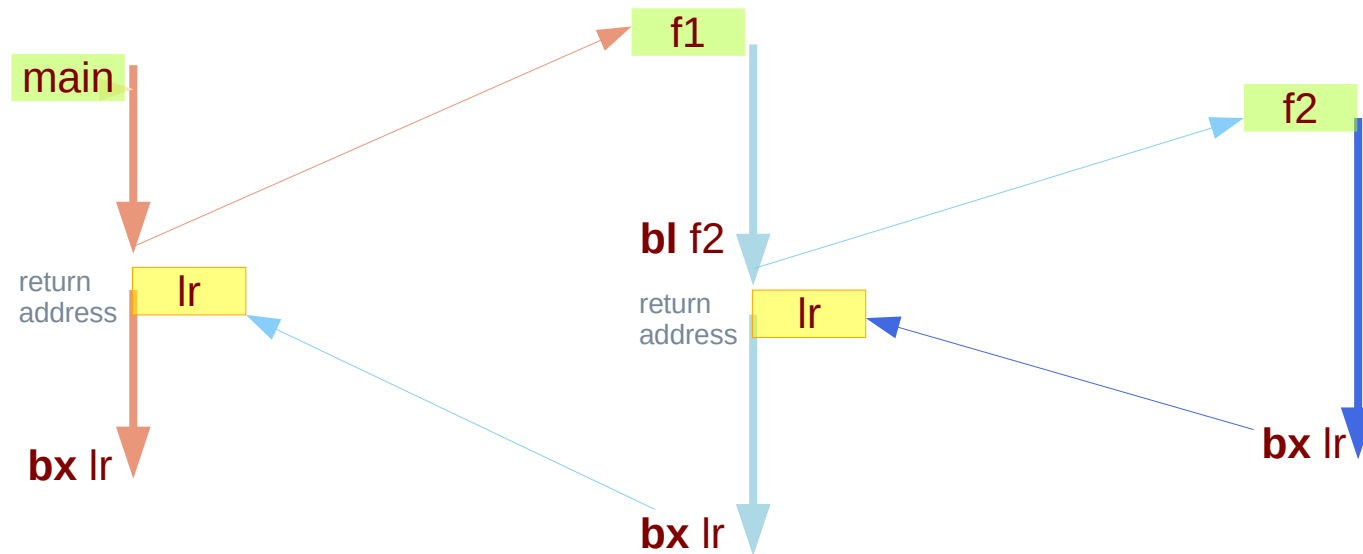
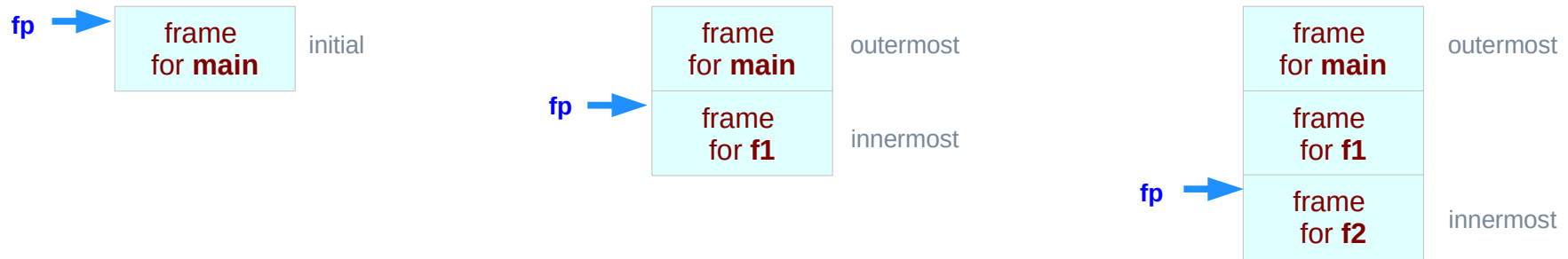
At least, **LR** must not be overwritten

save the followings in a **frame**

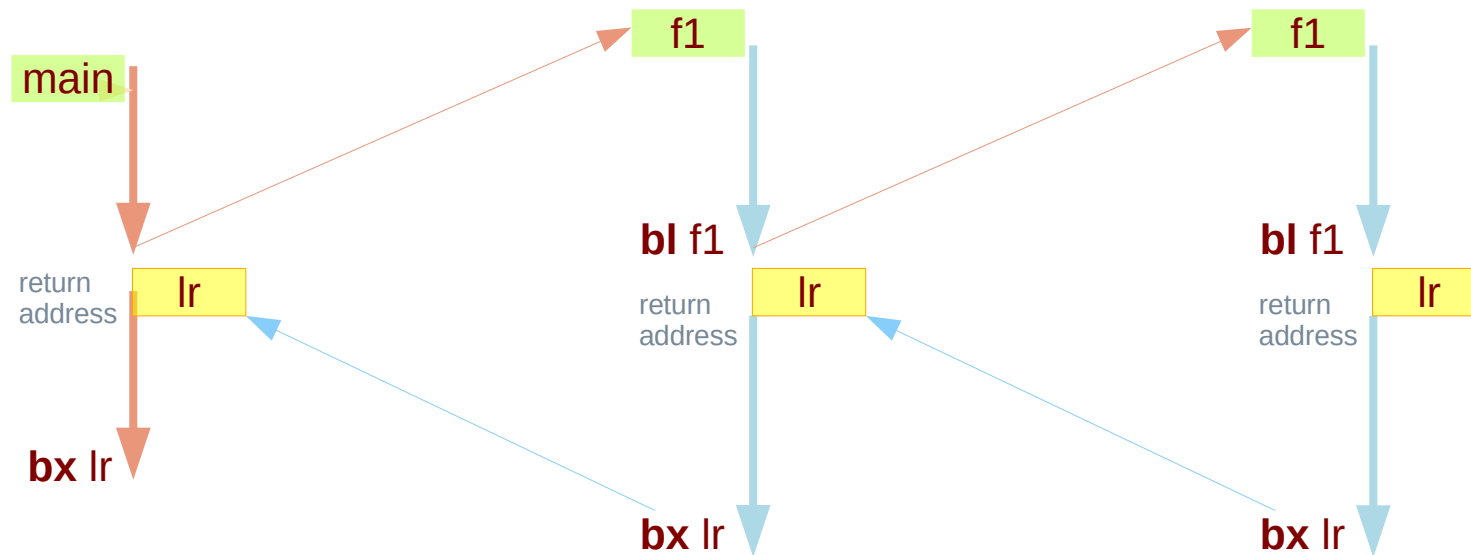
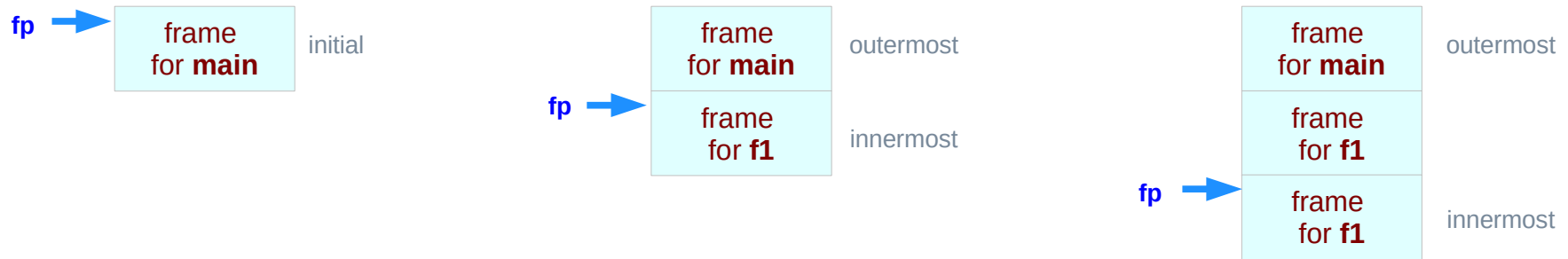
- return address
- arguments
- local variables.



Nested and recursive function calls



Recursive function calls



Activation records (1)

local variables

- created upon entry to **function**.
- destroyed when function returns.

each **invocation** of a function has its own instantiation of **local variables**.

- recursive and nest calls to a function require several instantiations to exist simultaneously.
- functions return only after all functions it calls have returned last-in-first-out(**LIFO**) behavior.
- a **LIFO** structure called a **stack** is used to hold each instantiation.

the portion of the stack used for an **invocation** of a function is called the function's **stack frame** or **activation record**

<https://www.cs.princeton.edu/courses/archive/spring03/cs320/notes/7-1.pdf>

Activation records (2)

a stack frame

a frame of data that gets pushed onto the stack.

a call stack

divided up into contiguous pieces called **stack frames** which represent a **function call** and its **argument** data.

- **return address**
- **arguments**
- **local variables.**

architecture-dependent.

processor knows the size of each frame and moves the **stack pointer** accordingly as **frames** are pushed and popped off the stack.

<https://stackoverflow.com/questions/10057443/explain-the-concept-of-a-stack-frame-in-a-nutshell>

Activation records (3)

when your program is started,
the **call stack** has only one frame,
that of the function **main()**.
the **initial frame** or the **outermost frame**.

each time a function is called,
a new frame is added.
each time a function returns,
the frame for that function call is eliminated.

for a recursive function,
there can be many frames for the same function.

the frame for the currently executing function
is called the **innermost frame**.
the most recently created frame

http://www.qnx.com/developers/docs/qnxcar2/index.jsp?topic=%2Fcom.qnx.doc.neutrino.prog%2Ftopic%2Fusing_gdb_StackFrames.html

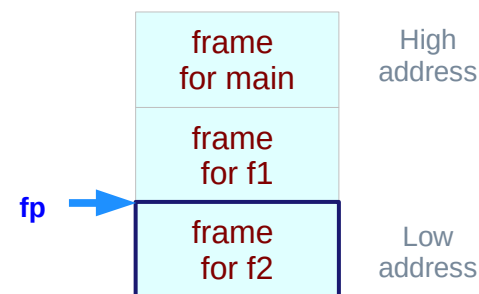
Activation records (4)

A **stack frame** consists of many bytes

stack frames are identified by their addresses.

the address of the frame depends on architectures

Usually this address is kept in a register called the **frame pointer register fp** while execution is going on in that frame.

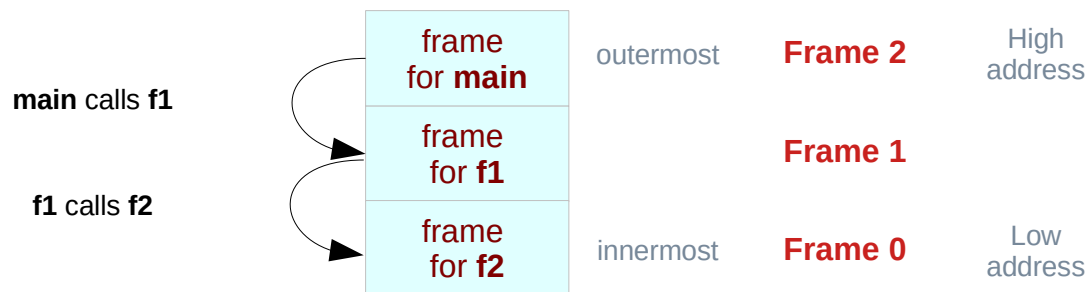


http://www.qnx.com/developers/docs/qnxcar2/index.jsp?topic=%2Fcom.qnx.doc.neutrino.prog%2Ftopic%2Fusing_gdb_StackFrames.html

Activation records (5)

GDB assigns numbers to all existing stack frames, starting with **0** for the **innermost** frame, **1** for the frame that called it, and so on upward.

These numbers don't really exist in your program; they're assigned by GDB to give you a way of designating stack frames in GDB commands.



http://www.qnx.com/developers/docs/qnxcar2/index.jsp?topic=%2Fcom.qnx.doc.neutrino.prog%2Ftopic%2Fusing_gdb_stackframes.html

Activation records (6)

a call stack

a stack data structure that stores information about the **active subroutines** of a computer program.

Although maintenance of the **call stack** is important for the proper functioning of most software, the details are normally **hidden** and **automatic** in high-level programming languages.

Many computer instruction sets provide **special instructions** for manipulating stacks.

also known as an

- **execution stack**
- **program stack**
- **control stack**
- **run-time stack**
- **machine stack**

https://en.wikipedia.org/wiki/Call_stack

Activation records (7)

A **call stack** is used for several related purposes, but the main reason for having one is to keep track of the point to which each **active subroutine** should return control when it finishes executing.

An **active subroutine** is one that has been called, but is yet to complete execution, after which control should be handed back to the point of call.

Such **activations** of subroutines may be nested to any level (recursive as a special case), hence the **stack structure**.

https://en.wikipedia.org/wiki/Call_stack

Argument, scratch, variable, return result registers

R0 – R3, R12 :

argument or scratch registers

that are not preserved by the **callee** on a procedure call

R4 – R11

8 **variable registers** that must be preserved on a procedure call
(if used, the **callee** must save and restore them)

R0, R1 :

return result registers

The called performs the calculations,
places the result (if any) in **R0** and **R1**
and returns control to the caller using **MOV PC, LR**

Argument, scratch, variable, return result registers

Registers that is preserved across a procedure

variable registers **R4 – R11**

stack pointer register **sp**

link register **lr**

stack above the stack pointer

Registers that is not preserved across a procedure

argument registers **R0 – R3**

intra procedure call scratch register **r12**

stack below the stack pointer

Frame pointer and stack pointer registers (1)

LR (R14, link register,)

where you were

PC (R15, program counter)

where you are

FP (R11, frame pointer)

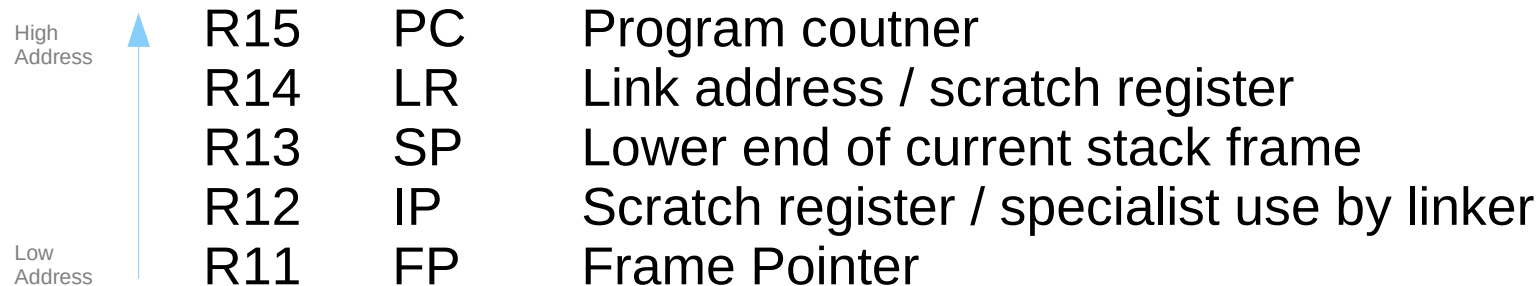
where the stack was

SP (R13, stack pointer)

where the stack is

<https://stackoverflow.com/questions/15752188/arm-link-register-and-frame-pointer>

APCS Register Use Convention



High Address	R15	PC	Program counter
	R14	LR	Link address / scratch register
	R13	SP	Lower end of current stack frame
	R12	IP	Scratch register / specialist use by linker
Low Address	R11	FP	Frame Pointer

Frame pointer and stack pointer registers (4)

The basic frame layout is,

fp[-0] saved pc, where we stored this frame.

fp[-1] saved lr, the return address for this function.

fp[-2] previous sp, before this function eats stack.

fp[-3] previous fp, the last stack frame.

many optional registers...

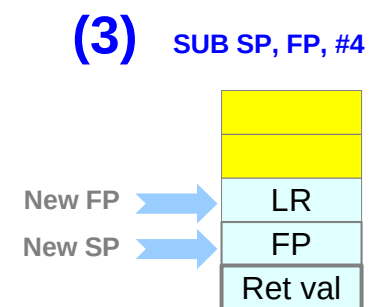
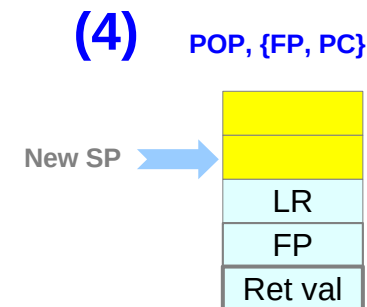
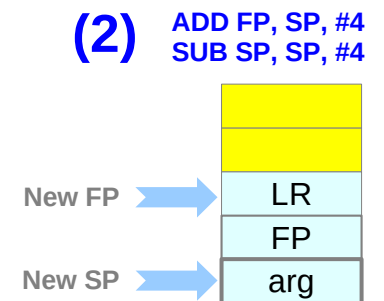
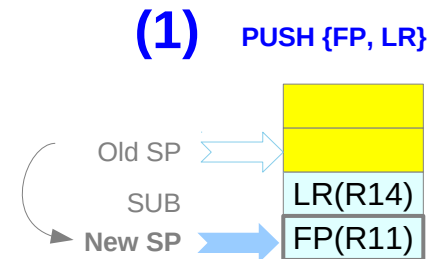
<https://stackoverflow.com/questions/15752188/arm-link-register-and-frame-pointer>

Stack frame example A

```
Int add(int a, int b) {  
    int c;  
    c = a + b;  
    some_func(a,b);  
    return c;  
}
```

```
0x00010414 <+0>  
0x00010418 <+4>  
0x0001041c <+8>  
0x00010420 <+12>  
0x00010424 <+16>  
0x00010428 <+20>  
0x0001042c <+24>  
0x00010430 <+28>  
0x00010434 <+32>
```

```
push    {fp, lr}  
add     fp, sp, #4  
sub     sp, sp, #4  
add     r3, r0, r1  
str     r3, [fp-#8]  
bl    some_func  
str     r0, [fp-#8]  
sub     sp, fp, #4  
pop     {fp, pc}
```



<https://lloydrochester.com/post/c/stack-of-frames-arm/>

Stack frame example B

```
int one(int, int);  
int two(int, int);  
int three(int, int);
```

```
Int main(void)  
{  
    int ia, ib, ic;  
  
    ia = 1;  
    ib = 2;  
    ic = one(ia, ib);  
  
    return ic;  
}
```

```
Int one(int a, int b)  
{  
    int c;  
    c = two(a,b);  
    return c;  
}
```

```
Int two(int a, int b)  
{  
    int c;  
    c = three(a,b);  
    return c;  
}
```

```
Int three(int a, int b)  
{  
    int c;  
    c = a+b;  
    return c;  
}
```

<https://lloydrochester.com/post/c/stack-of-frames-arm/>

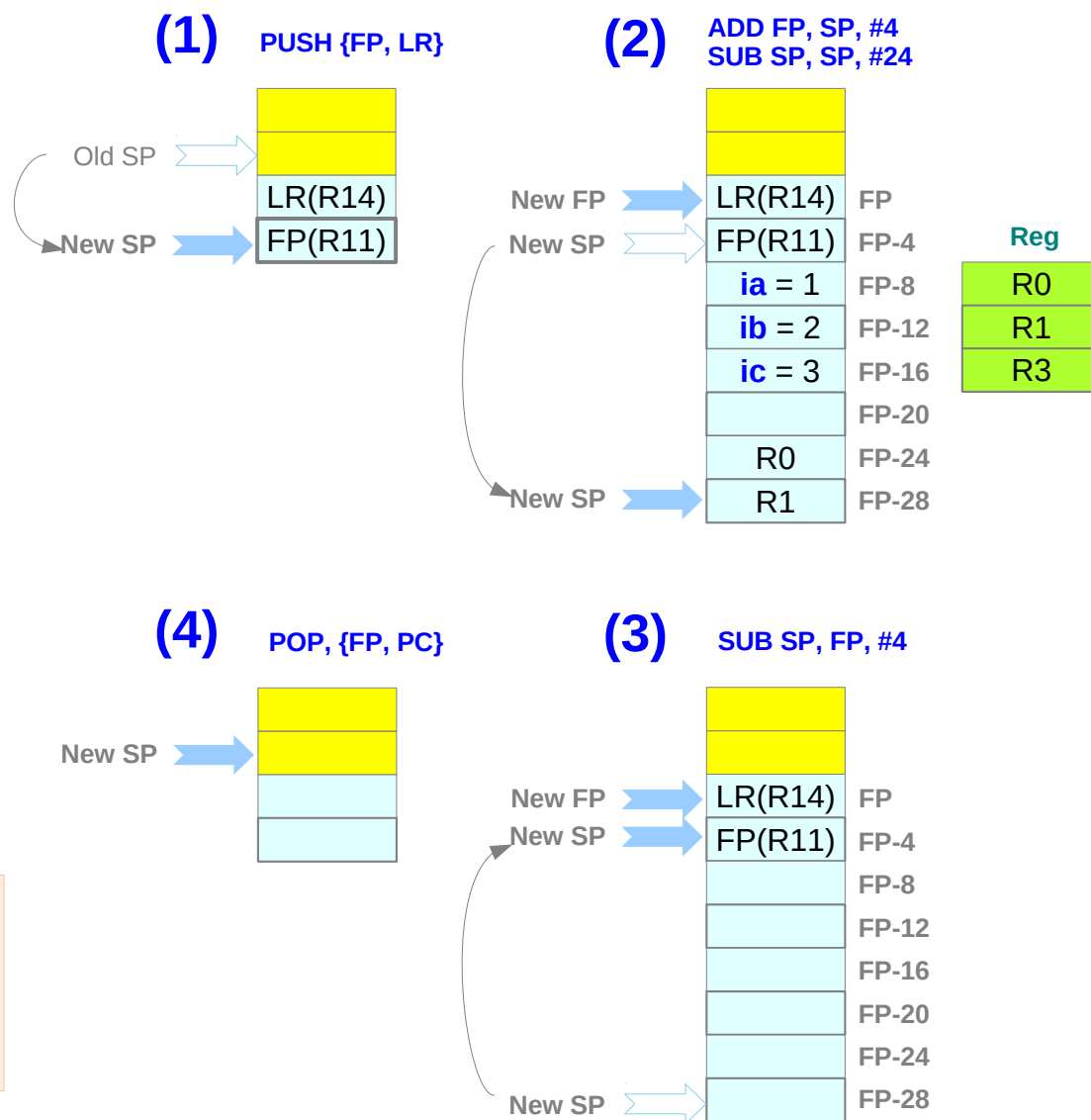
Stack frame for main

push {r11, lr}	
add r11, sp, #4	
sub sp, sp, #24	
str r0, [r11, #-24]	Received arg0
str r1, [r11, #-28]	Received arg1
mov r3, #1	
str r3, [r11, #-8]	Local var ia
mov r3, #2	
str r3, [r11, #-12]	Local var ib
ldr r1, [r11, #-12]	Arg0 for one
ldr r0, [r11, #-8]	Arg1 for one
bl <one>	
str r0, [r11, #-16]	Local var ic
ldr r3, [r11, #-16]	
mov r0, r3	Return value
sub sp, r11, #4	
pop {r11, pc}	

```

int main(void) {
    int ia, ib, ic;
    ia = 1; ib = 2;
    ic = one(ia, ib);
    return ic;
}

```

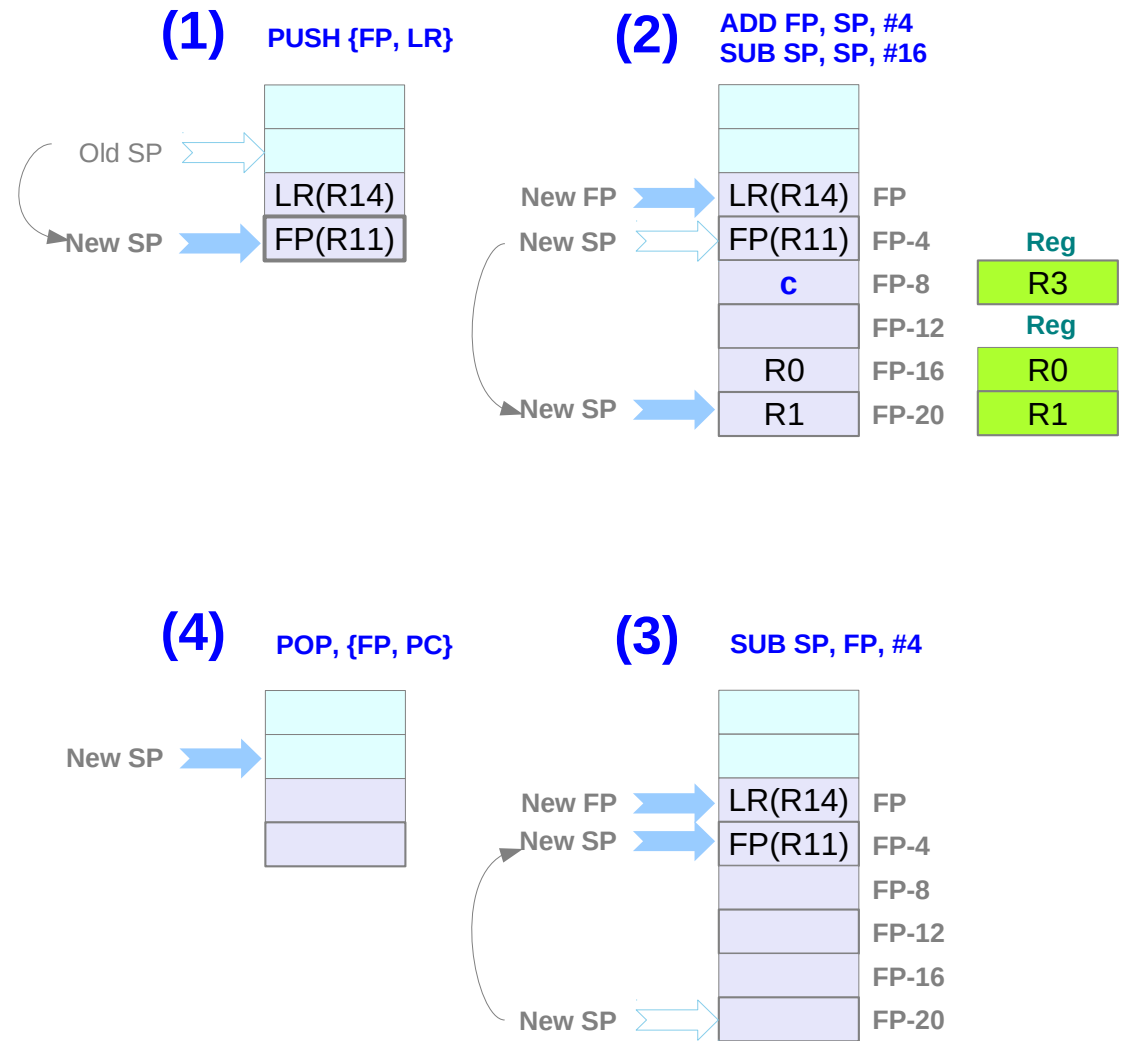


<https://lloydrochester.com/post/c/stack-of-frames-arm/>

Stack frame for one

push	{r11, lr}	
add	r11, sp, #4	
sub	sp, sp, #16	
str	r0, [r11, #-16]	Received arg0
str	r1, [r11, #-20]	Received arg1
ldr	r1, [r11, #-20]	Arg0 for two
ldr	r0, [r11, #-16]	Arg1 for two
bl	<two>	
str	r0, [r11, #-8]	Local var c
ldr	r3, [r11, #-8]	
mov	r0, r3	Return value
sub	sp, r11, #4	
pop	{r11, pc}	

```
int one(int a, int b) {
    int c;
    c = two(a,b);
    return c;
}
```

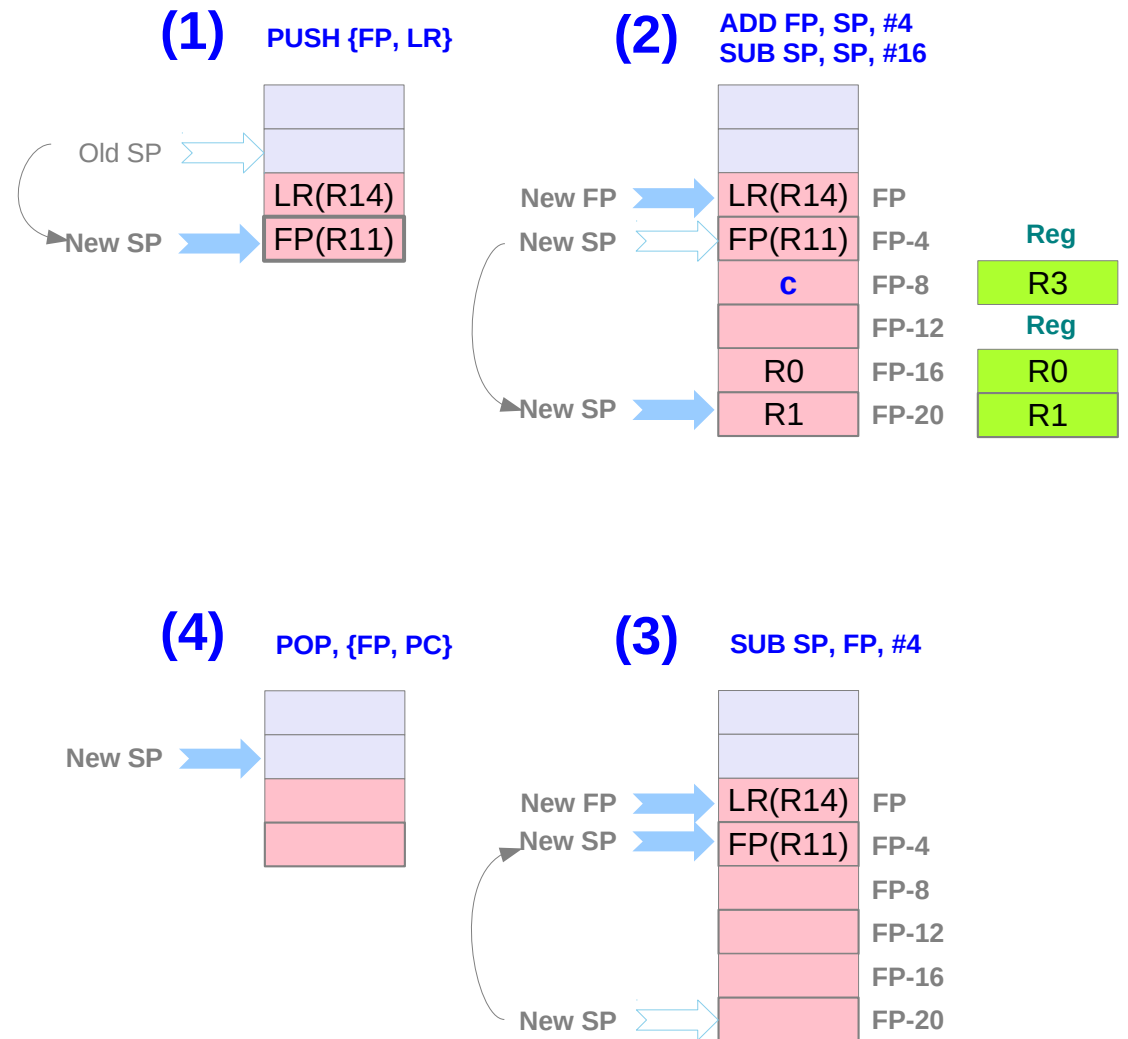


<https://lloydrochester.com/post/c/stack-of-frames-arm/>

Stack frame for two

push	{r11, lr}	
add	r11, sp, #4	
sub	sp, sp, #16	
str	r0, [r11, #-16]	Received arg0
str	r1, [r11, #-20]	Received arg1
ldr	r1, [r11, #-20]	Arg0 for three
ldr	r0, [r11, #-16]	Arg1 for three
bl	<three>	
str	r0, [r11, #-8]	Local var c
ldr	r3, [r11, #-8]	
mov	r0, r3	Return value
sub	sp, r11, #4	
pop	{r11, pc}	

```
int two(int a, int b) {
    int c;
    c = three(a,b);
    return c;
}
```



<https://lloydrochester.com/post/c/stack-of-frames-arm/>

Stack frame for three

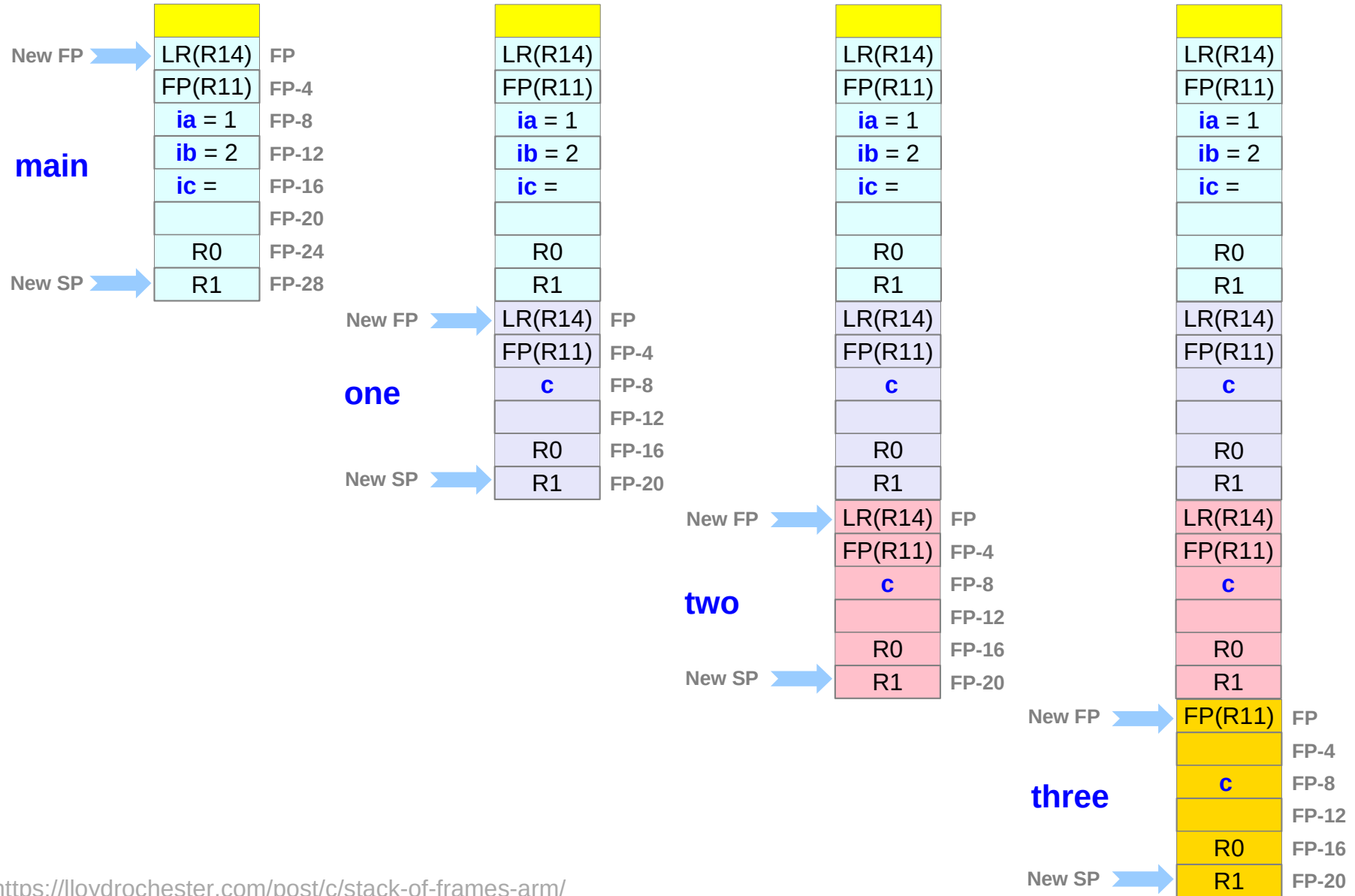
push	{r11}	
add	r11, sp, #0	
sub	sp, sp, #20	
str	r0, [r11, #-16]	Received arg0
str	r1, [r11, #-20]	Received arg1
ldr	r2, [r11, #-16]	
ldr	r3, [r11, #-20]	
add	r3, r2, r3	
str	r3, [r11, #-8]	Local var c
ldr	r3, [r11, #-8]	
mov	r0, r3	Return value
add	sp, r11, #0	
pop	{r11}	
bx	lr	

```
int three(int a, int b) {
    int c;
    c = a+b;
    return c;
}
```



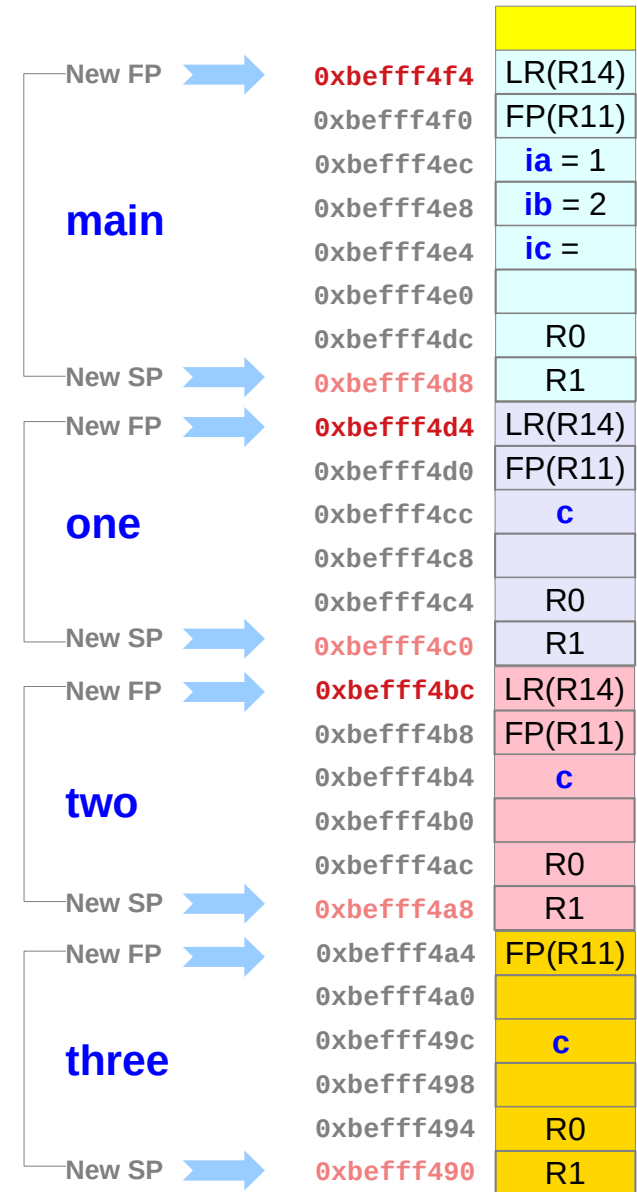
<https://lloydrochester.com/post/c/stack-of-frames-arm/>

Stack frames



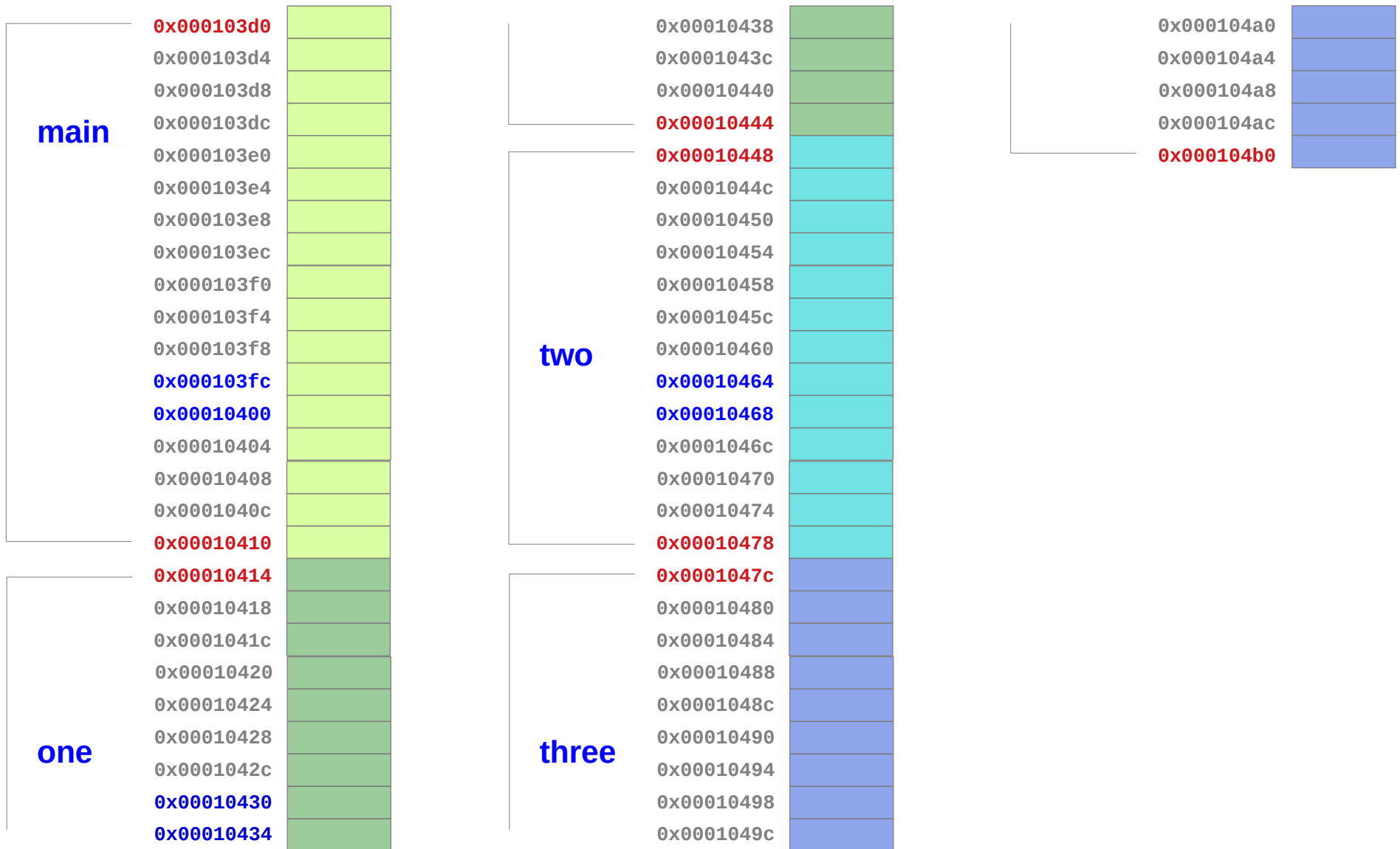
<https://lloydrochester.com/post/c/stack-of-frames-arm/>

Stack frames



<https://lloydrochester.com/post/c/stack-of-frames-arm/>

Stack frames



<https://lloydrochester.com/post/c/stack-of-frames-arm/>

Disassembly of main

(gdb) disassemble **main**

Dump of assembler code for function main:

0x000103d0 <+0>:	push	{r11, lr}	; lr= 0xbfe84718 r11 at lowest address
0x000103d4 <+4>:	add	r11, sp, #4	; r11=fp= 0xbeff4f4
0x000103d8 <+8>:	sub	sp, sp, #24	; sp= 0xbeff4d8 , frame is size 28=24+4
0x000103dc <+12>:	str	r0, [r11, #-24]	; 0xfffffe8
0x000103e0 <+16>:	str	r1, [r11, #-28]	; 0xfffffe4
0x000103e4 <+20>:	mov	r3, #1	
0x000103e8 <+24>:	str	r3, [r11, #-8]	
0x000103ec <+28>:	mov	r3, #2	
0x000103f0 <+32>:	str	r3, [r11, #-12]	
0x000103f4 <+36>:	ldr	r1, [r11, #-12]	
0x000103f8 <+40>:	ldr	r0, [r11, #-8]	
0x000103fc <+44>:	bl	0x10414 <one>	; here the lr will be set to 0X00010400
0X00010400 <+48>:	str	r0, [r11, #-16]	; r0 has the return value from function one
0x00010404 <+52>:	ldr	r3, [r11, #-16]	
0x00010408 <+56>:	mov	r0, r3	; r0 will return with the value of int ic
0x0001040c <+60>:	sub	sp, r11, #4	; point sp one word above fp
0x00010410 <+64>:	pop	{r11, pc}	; pc will be restored to 0xbfe84718

End of assembler dump.

<https://lloydrochester.com/post/c/stack-of-frames-arm/>

Disassembly of one

(gdb) disassemble **one**

Dump of assembler code for function one:

0x00010414 <+0>:	push	{r11, lr}	; lr= 0x00010400 r11=fp=0xbefff4d0
0x00010418 <+4>:	add	r11, sp, #4	; r11=fp= 0xbefff4d4
0x0001041c <+8>:	sub	sp, sp, #16	; sp= 0xbefff4c0 frame is size 20=16+4
0x00010420 <+12>:	str	r0, [r11, #-16]	
0x00010424 <+16>:	str	r1, [r11, #-20]	; 0xffffffff
0x00010428 <+20>:	ldr	r1, [r11, #-20]	; 0xffffffff
0x0001042c <+24>:	ldr	r0, [r11, #-16]	
0x00010430 <+28>:	bl	0x10448 <two>	; lr will be 0x00010434
0x00010434 <+32>:	str	r0, [r11, #-8]	
0x00010438 <+36>:	ldr	r3, [r11, #-8]	
0x0001043c <+40>:	mov	r0, r3	
0x00010440 <+44>:	sub	sp, r11, #4	; point sp one word above fp
0x00010444 <+48>:	pop	{r11, pc}	; fp=0xbefff4f4, lr=0x00010400

End of assembler dump.

<https://lloydrochester.com/post/c/stack-of-frames-arm/>

Disassembly of two

(gdb) disassemble **two**

Dump of assembler code for function two:

0x00010448 <+0>:	push	{r11, lr}	; lr= 0x00010434 , r11=fp=0xbefff4d4
0x0001044c <+4>:	add	r11, sp, #4	; fp= 0xbefff4bc
0x00010450 <+8>:	sub	sp, sp, #16	; sp= 0xbefff4a8 frame is 20=16+4 words
0x00010454 <+12>:	str	r0, [r11, #-16]	
0x00010458 <+16>:	str	r1, [r11, #-20]	; 0xfffffec
0x0001045c <+20>:	ldr	r1, [r11, #-20]	; 0xfffffec
0x00010460 <+24>:	ldr	r0, [r11, #-16]	
0x00010464 <+28>:	bl	0x1047c <three>	; lr will be set to 0x00010468
0x00010468 <+32>:	str	r0, [r11, #-8]	
0x0001046c <+36>:	ldr	r3, [r11, #-8]	
0x00010470 <+40>:	mov	r0, r3	
0x00010474 <+44>:	sub	sp, r11, #4	
0x00010478 <+48>:	pop	{r11, pc}	

End of assembler dump.

<https://lloydrochester.com/post/c/stack-of-frames-arm/>

Disassembly of three

(gdb) disassemble **three**

Dump of assembler code for function three:

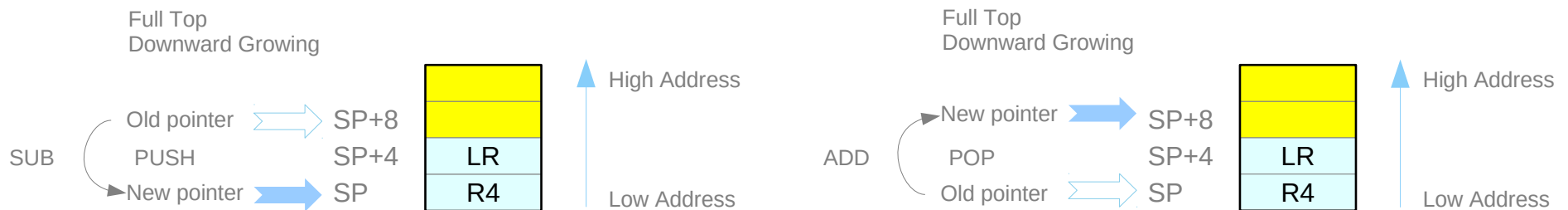
0x0001047c <+0>:	push {r11}	; (str r11, [sp, #-4]!) NOTICE no lr!!
0x00010480 <+4>:	add r11, sp, #0	; dont add #4 here since no frp=0xbefff4a4
0x00010484 <+8>:	sub sp, sp, #20	; stack is size 20 sp=0xbefff490
0x00010488 <+12>:	str r0, [r11, #-16]	
0x0001048c <+16>:	str r1, [r11, #-20]	; 0xfffffec
0x00010490 <+20>:	ldr r2, [r11, #-16]	
0x00010494 <+24>:	ldr r3, [r11, #-20]	; 0xfffffec
0x00010498 <+28>:	add r3, r2, r3	
0x0001049c <+32>:	str r3, [r11, #-8]	
0x000104a0 <+36>:	ldr r3, [r11, #-8]	
0x000104a4 <+40>:	mov r0, r3	
0x000104a8 <+44>:	add sp, r11, #0	
0x000104ac <+48>:	pop {r11}	; (ldr r11, [sp], #4)
0x000104b0 <+52>:	bx lr	; lr=0x10468

End of assembler dump.

<https://lloydrochester.com/post/c/stack-of-frames-arm/>

Activation records (1)

```
function:                ; keep callee-saved registers  
  
    push {r4, lr}        ; keep the callee saved registers  
    ...                  ; code of the function  
    pop {r4, lr}         ; restore the callee saved registers  
    bx lr                ; return from the function
```



<https://thinkingeek.com/2013/02/07/arm-assembler-raspberry-pi-chapter-10/>

Activation records (2)

function:

```
push {r4, r5, fp, lr}
```

```
mov fp, sp
```

```
...
```

```
mov sp, fp
```

```
pop {r4, r5, fp, lr}
```

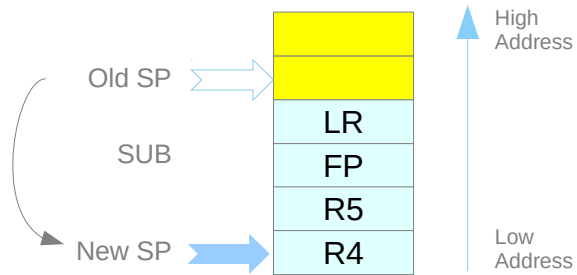
```
bx lr
```

```
; keep callee-saved registers  
; keep the callee saved registers.  
; we added r5 to keep the stack 8-byte aligned  
; but the important thing here is fp  
; fp ← sp. Keep dynamic link in fp  
; code of the function  
; sp ← fp. Restore dynamic link in fp  
; restore the callee saved registers.  
; this will restore fp as well  
; return from the function
```

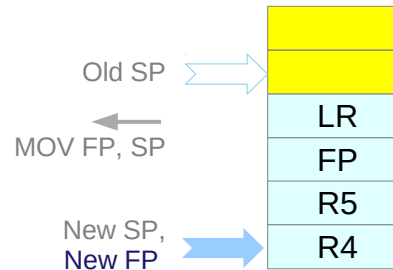
<https://thinkingeek.com/2013/02/07/arm-assembler-raspberry-pi-chapter-10/>

Activation records (2)

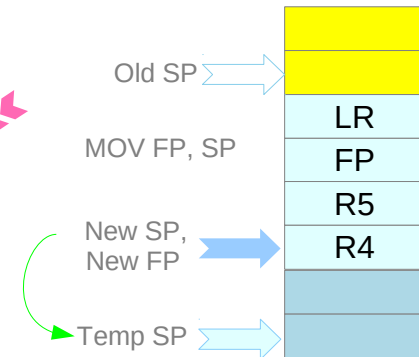
1. push {r4, r5, fp, lr}



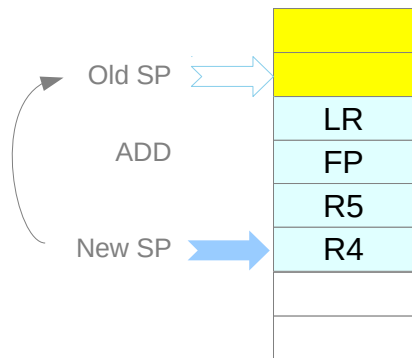
2. mov fp, sp



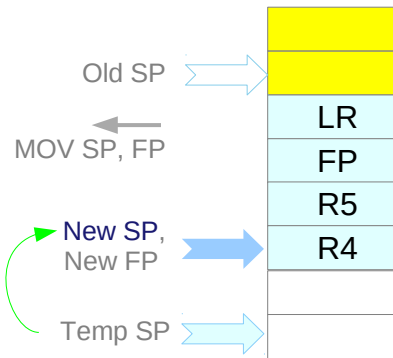
3. function code



5. pop {r4, r5, fp, lr}



4. mov sp, fp



<https://thinkingeek.com/2013/02/07/arm-assembler-raspberry-pi-chapter-10/>

Activation records (3)

function:

```
push{r4, r5, fp, lr}
mov fp, sp
sub sp, sp, #8
...
mov sp, fp
pop {r4, r5, fp, lr}

bx lr
```

```
; keep callee-saved registers
; keep the callee saved registers.
; w added r5 to keep the stack 8-byte aligned
; but the important thing here is fp
; fp ← sp. Keep dynamic link in fp
; enlarge the stack by 8 bytes
; code of the function
; sp ← fp. restore dynamic link in fp
; restore the callee saved registers.
; this will restore fp as well
; return from the function
```

<https://thinkingeek.com/2013/02/07/arm-assembler-raspberry-pi-chapter-10/>

Local Data Generating Examples

```
void sq(int *c)
{
    (*c) = (*c) * (*c);
}
```

```
int sq_sum5(int a, int b, int c, int d, int e)
{
    sq(&a);
    sq(&b);
    sq(&c);
    sq(&d);
    sq(&e);
    return a + b + c + d + e;
}
```

```
...
sq_sum5(1, 2, 3, 4, 5);
...
```

callee
function

- **sq** received a reference
- registers do not have an address
- allocate temporary local storage

caller
function

Callee Function Code

```
sq_sum5:  
push { fp, lr }  
mov fp, sp  
sub sp, sp, #16
```

```
str r0, [ fp, #-16 ]    *( fp - 16 ) ← r0  
str r1, [ fp, #-12 ]    *( fp - 12 ) ← r1  
str r2, [ fp, #-8 ]     *( fp - 8 ) ← r2  
str r3, [ fp, #-4 ]     *( fp - 4 ) ← r3
```

```
mov sp, fp  
pop { fp, lr }  
bx lr
```

```
sq:  
ldr r1, [ r0 ]          r1 ← ( *r0 )  
mul r1, r1, r1          r1 ← r1 * r1  
str r1, [ r0 ]          ( *r0 ) ← r1  
bx lr
```

```
sub r0, fp, #16        r0 ← fp - 16  
bl sq                  call sq ( &a )  
sub r0, fp, #12        r0 ← fp - 12  
bl sq                  call sq ( &b )  
sub r0, fp, #8         r0 ← fp - 8  
bl sq                  call sq ( &c )  
sub r0, fp, #4         r0 ← fp - 4  
bl sq                  call sq ( &d )  
add r0, fp, #8         r0 ← fp + 8  
bl sq                  call sq ( &e )
```

```
ldr r0, [ fp, #-16 ]   r0 ← *( fp - 16 ) :a  
ldr r1, [ fp, #-12 ]   r1 ← *( fp - 12 ) :b  
add r0, r0, r1         r0 ← r0 + r1  
ldr r1, [ fp, #-8 ]    r1 ← *( fp - 8 ) :c  
add r0, r0, r1         r0 ← r0 + r1  
ldr r1, [ fp, #-4 ]    r1 ← *( fp - 4 ) :d  
add r0, r0, r1         r0 ← r0 + r1  
ldr r1, [ fp, #8 ]     r1 ← *( fp + 8 ) :e  
add r0, r0, r1         r0 ← r0 + r1
```

Caller Function Code

```
.data
.align 4

message:
.asciz "Sum of 1^2 + 2^2 + 3^2 + 4^2 +
5^2 is %d\n"

.text

sq: <<defined above>>
sq_sum5: <<defined above>>

.globl main
main:

push { r4, lr }

pop { r4, lr }

bx lr
```

```
mov r0, #1      a ← 1
mov r1, #2      b ← 2
mov r2, #3      c ← 3
mov r3, #4      d ← 4

mov r4, #5      r4 ← 5

sub sp, sp, #8
str r4, [sp]    e ← 5

bl sq_sum5     sq_sum5 ( 1, 2, 3, 4, 5 )

add sp, sp, #8

mov r1, r0
ldr r0, address_of_message

bl printf

address_of_message: .word message
```

sq

```
void sq(int *c) {  
    (*c) = (*c) * (*c);  
}
```

```
sq:  
ldr  r1, [r0]      ; r1 ← (*r0)      ; r0 : argument register  
mul  r1, r1, r1    ; r1 ← r1 * r1  
str  r1, [r0]      ; (*r0) ← r1  
bx   lr           ; return from the function
```

<https://thinkingeek.com/2013/02/07/arm-assembler-raspberry-pi-chapter-10/>

sq_sum5 (1)

```
int sq_sum5(int a, int b, int c, int d, int e) {  
    sq(&a);  
    sq(&b);  
    sq(&c);  
    sq(&d);  
    sq(&e);  
    return a + b + c + d + e;  
}
```

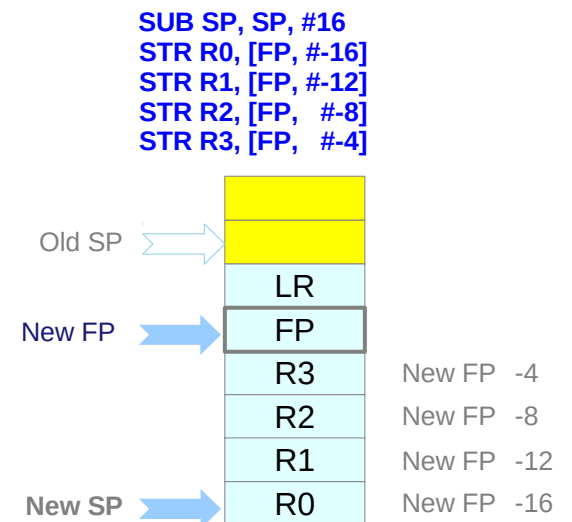
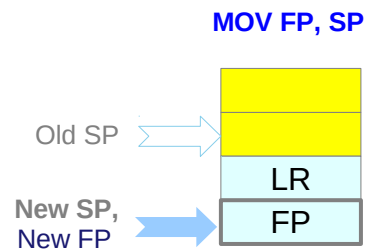
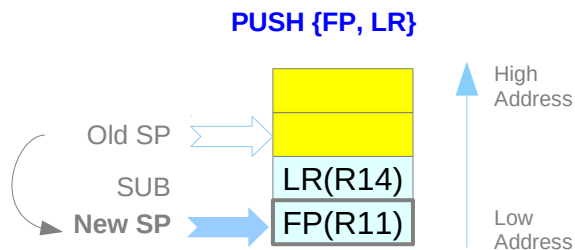
<https://thinkingeek.com/2013/02/07/arm-assembler-raspberry-pi-chapter-10/>

sq_sum5 (2)

sq_sum5:

```
push {fp, lr}           ; keep fp and all callee-saved registers.
mov fp, sp              ; set the dynamic link
                        ; allocate space for 4 integers in the stack
                        ; keep parameters in the stack

sub sp, sp, #16         ; sp ← sp - 16.
str r0, [fp, #-16]     ; *(fp - 16) ← r0
str r1, [fp, #-12]     ; *(fp - 12) ← r1
str r2, [fp, #-8]      ; *(fp - 8) ← r2
str r3, [fp, #-4]      ; *(fp - 4) ← r3
```



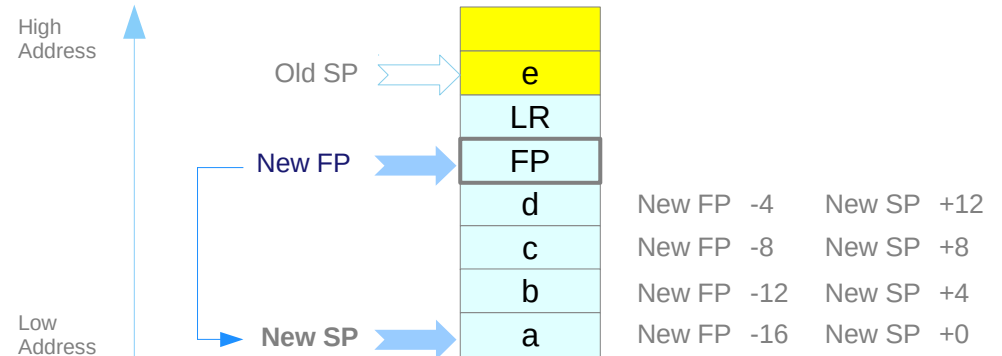
<https://thinkingeek.com/2013/02/07/arm-assembler-raspberry-pi-chapter-10/>

sq_sum5 (3)

Value	Address(es)	
a	[fp, #-16]	[sp]
b	[fp, #-12]	[sp, #4]
c	[fp, #-8]	[sp, #8]
d	[fp, #-4]	[sp, #12]
fp(r11)	[fp]	[sp, #16]
lr(r14)	[fp, #4]	[sp, #20]
e	[fp, #8]	[sp, #24]

High Address
↓
Address

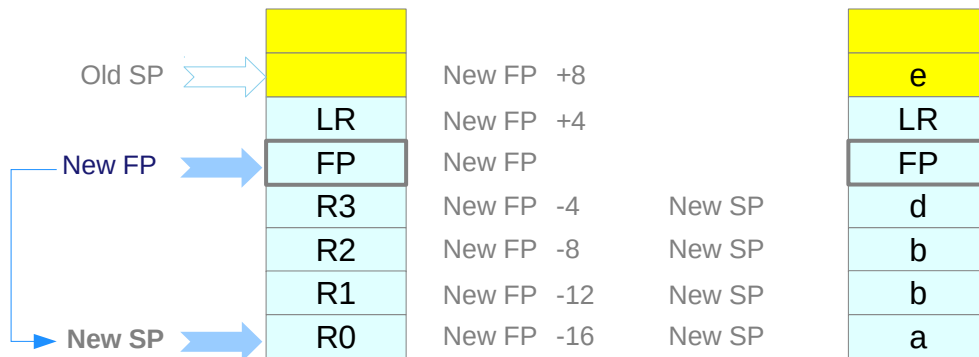
fp[-0] saved pc
 fp[-1] saved lr
 fp[-2] previous sp
 fp[-3] previous fp



<https://thinkingeek.com/2013/02/07/arm-assembler-raspberry-pi-chapter-10/>

sq_sum5 (4)

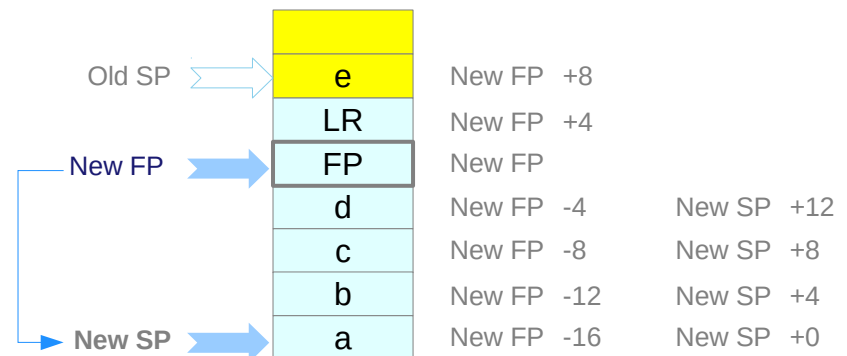
```
sub r0, fp, #16    ; r0 ← fp - 16
bl  sq             ; call sq(&a);
sub r0, fp, #12    ; r0 ← fp - 12
bl  sq             ; call sq(&b);
sub r0, fp, #8     ; r0 ← fp - 8
bl  sq             ; call sq(&c);
sub r0, fp, #4     ; r0 ← fp - 4
bl  sq             ; call sq(&d);
add r0, fp, #8     ; r0 ← fp + 8
bl  sq             ; call sq(&e)
```



<https://thinkingeek.com/2013/02/07/arm-assembler-raspberry-pi-chapter-10/>

sq_sum5 (5)

```
ldr  r0, [fp, #-16]    ; r0 ← *(fp - 16). ; Loads a into r0
ldr  r1, [fp, #-12]    ; r1 ← *(fp - 12). ; Loads b into r1
add  r0, r0, r1        ; r0 ← r0 + r1    ; (a + b)
ldr  r1, [fp, #-8]     ; r1 ← *(fp - 8).   ; Loads c into r1
add  r0, r0, r1        ; r0 ← r0 + r1    ; (a + b + c)
ldr  r1, [fp, #-4]     ; r1 ← *(fp - 4).   ; Loads d into r1
add  r0, r0, r1        ; r0 ← r0 + r1    ; (a + b + c + d)
ldr  r1, [fp, #8]      ; r1 ← *(fp + 8).   ; Loads e into r1
add  r0, r0, r1        ; r0 ← r0 + r1    ; (a + b + c + d + e)
```

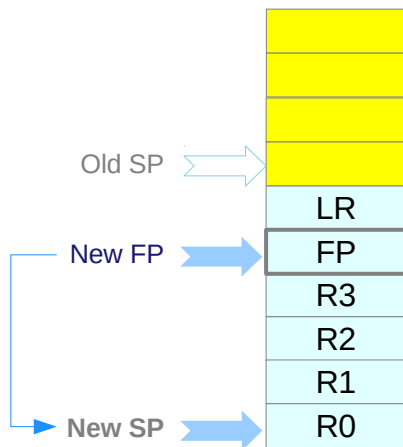


<https://thinkingeek.com/2013/02/07/arm-assembler-raspberry-pi-chapter-10/>

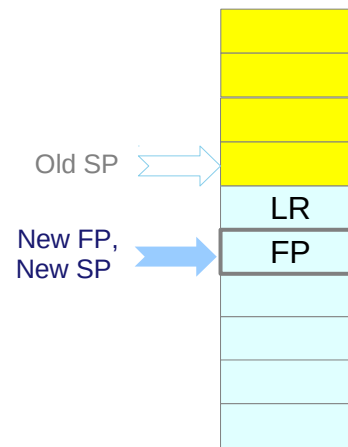
sq_sum5 (6)

```
mov sp, fp      ; Undo the dynamic link
pop {fp, lr}    ; Restore fp and callee-saved registers
bx lr          ; Return from the function
```

sq_sum5 frame

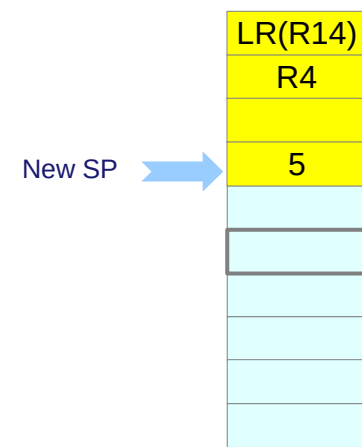


MOV SP, FP



main frame

POP {FP, LR}



<https://thinkingeek.com/2013/02/07/arm-assembler-raspberry-pi-chapter-10/>

main (1)

```
/* squares.s */  
.data  
  
.align 4  
message: .asciz "Sum of 1^2 + 2^2 + 3^2 + 4^2 + 5^2 is %d\n"  
  
.text  
  
sq:  
    <<defined above>>  
  
sq_sum5:  
    <<defined above>>  
  
.globl main
```

<https://thinkingeek.com/2013/02/07/arm-assembler-raspberry-pi-chapter-10/>

main (2)

main:

```
push {r4, lr}           ; Keep callee-saved registers
```

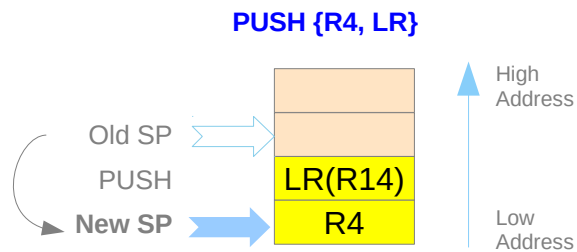
```
; Prepare the call to sq_sum5
```

```
mov r0, #1              ; Parameter r0 ← a=1
```

```
mov r1, #2              ; Parameter r1 ← b=2
```

```
mov r2, #3              ; Parameter r2 ← c=3
```

```
mov r3, #4              ; Parameter r3 ← d=4
```

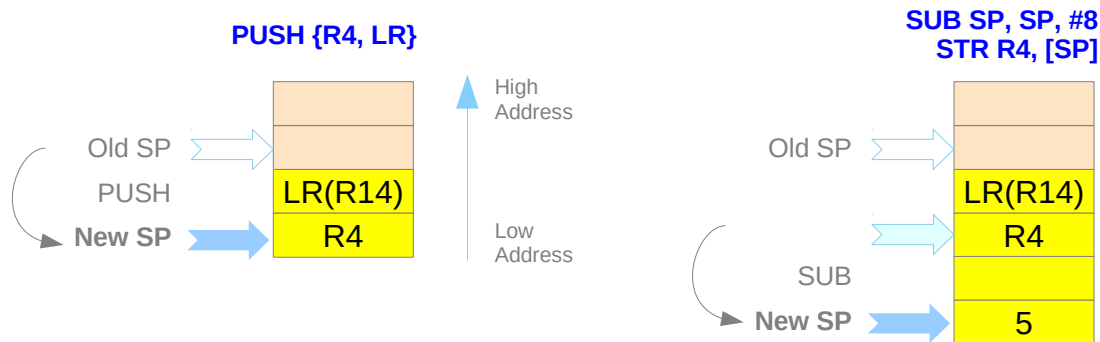


<https://thinkingeek.com/2013/02/07/arm-assembler-raspberry-pi-chapter-10/>

main (3)

; Parameter e goes through the stack,
; so it requires enlarging the stack

```
mov r4, #5           ; r4 ← 5
sub sp, sp, #8       ; Enlarge the stack 8 bytes,
                    ; we will use only the
                    ; topmost 4 bytes
str r4, [sp]         ; Parameter e ← 5
bl sq_sum5           ; call sq_sum5(1, 2, 3, 4, 5)
```



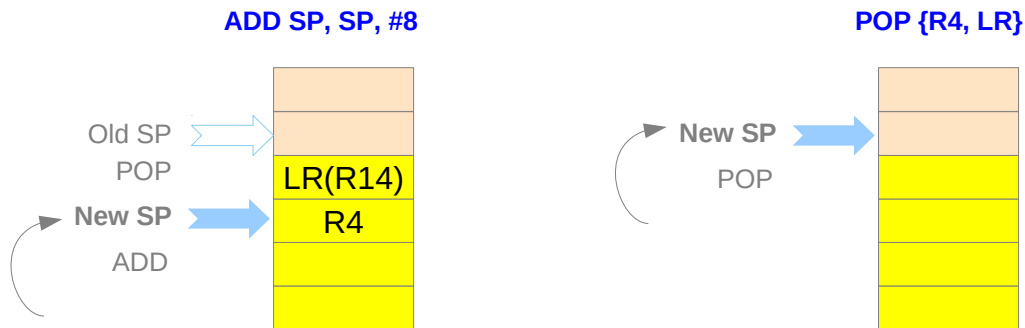
<https://thinkingeek.com/2013/02/07/arm-assembler-raspberry-pi-chapter-10/>

main (4)

```
add sp, sp, #8      ; Shrink back the stack

; Prepare the call to printf
mov r1, r0          ; The result of sq_sum5
ldr r0, address_of_message
bl printf          ; Call printf

pop {r4, lr}       ; Restore callee-saved registers
bx lr
```



<https://thinkingeek.com/2013/02/07/arm-assembler-raspberry-pi-chapter-10/>

main (6)

```
address_of_message:    .word    message
```

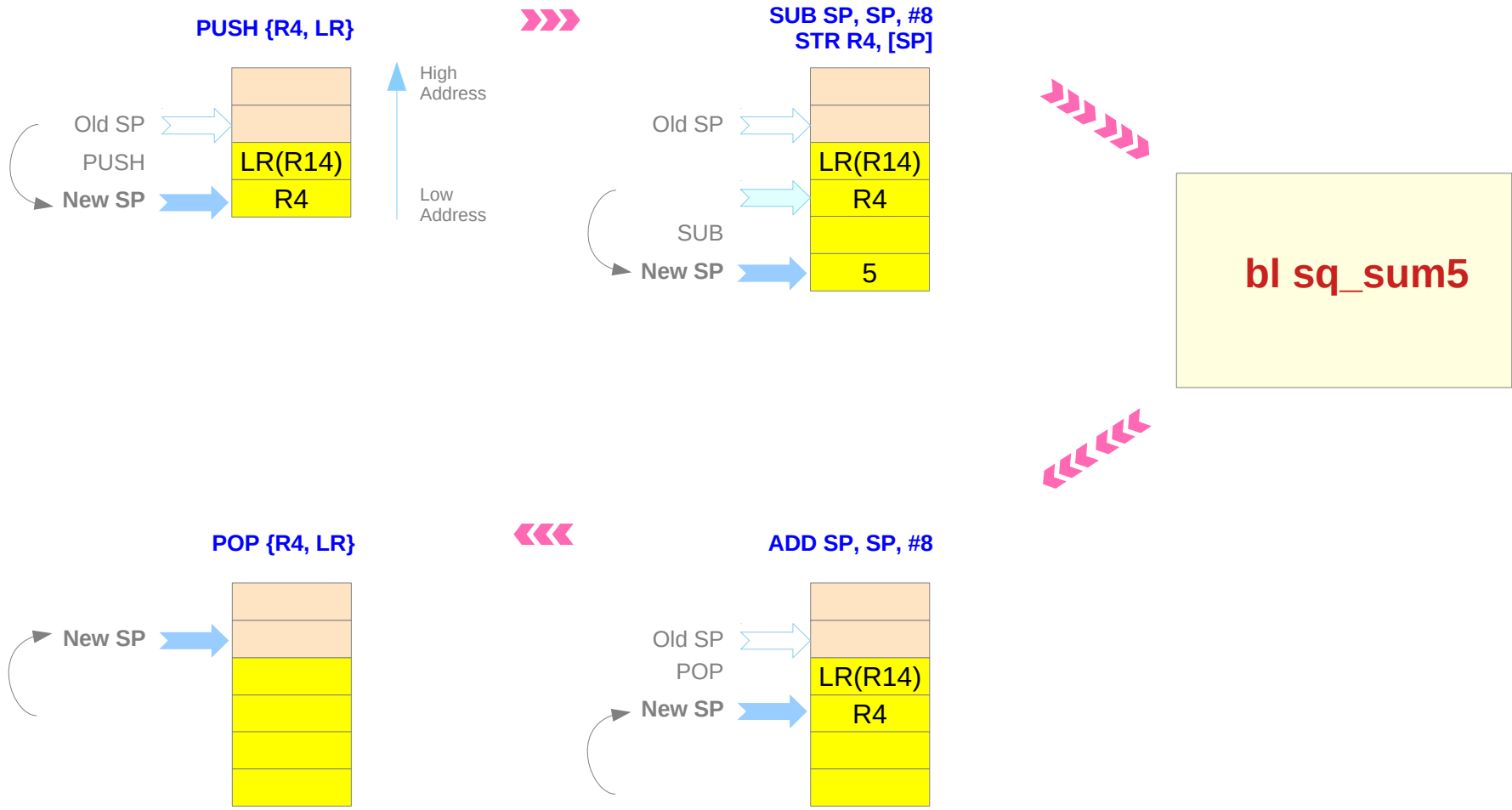
```
message:                .asciz  "Sum of 1^2 + 2^2 + 3^2 + 4^2 + 5^2 is %d\n"
```

```
$ ./square
```

```
Sum of 1^2 + 2^2 + 3^2 + 4^2 + 5^2 is 55
```

<https://thinkingeek.com/2013/02/07/arm-assembler-raspberry-pi-chapter-10/>

main's stack frame



<https://thinkingeek.com/2013/02/07/arm-assembler-raspberry-pi-chapter-10/>

sq_sum5's stack frame (1)

sq_sum5:

```

push {fp, lr}
mov fp, sp
sub sp, sp, #16
str r0, [fp, #-16]
str r1, [fp, #-12]
str r2, [fp, #-8]
str r3, [fp, #-4]

```

```

sub r0, fp, #16
bl sq
sub r0, fp, #12
bl sq
sub r0, fp, #8
bl sq
sub r0, fp, #4
bl sq
add r0, fp, #8
bl sq

```

```

ldr r0, [fp, #-16]
ldr r1, [fp, #-12]
add r0, r0, r1
ldr r1, [fp, #-8]
add r0, r0, r1
ldr r1, [fp, #-4]
add r0, r0, r1
ldr r1, [fp, #8]
add r0, r0, r1

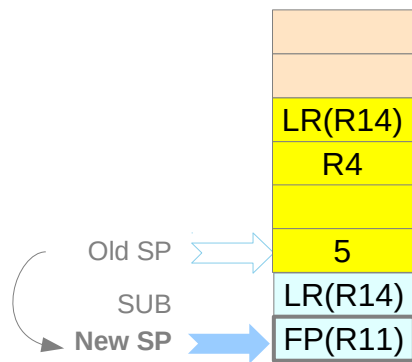
```

```

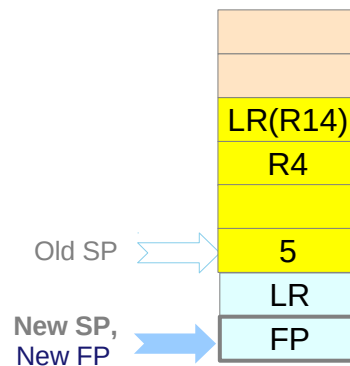
mov sp, fp
pop {fp, lr}
bx lr

```

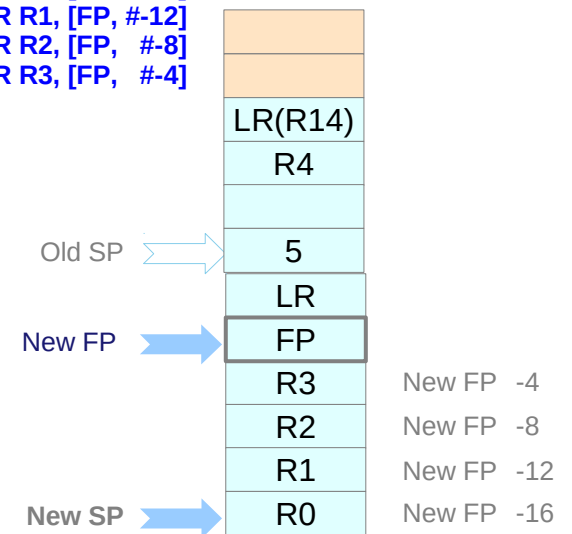
PUSH {FP, LR}



MOV FP, SP



SUB SP, SP, #16
STR R0, [FP, #-16]
STR R1, [FP, #-12]
STR R2, [FP, #-8]
STR R3, [FP, #-4]

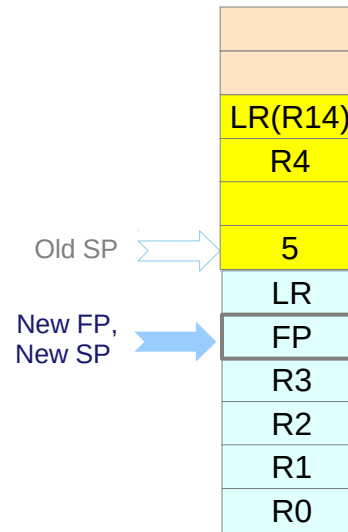
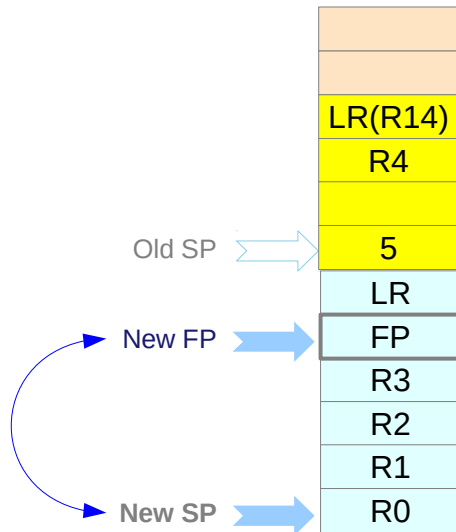


<https://thinkingeek.com/2013/02/07/arm-assembler-raspberry-pi-chapter-10/>

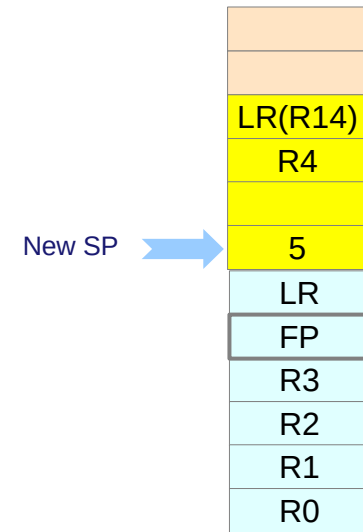
sq_sum5's stack frame (2)

```
sq_sum5:
    push {fp, lr}
    mov fp, sp
    sub sp, sp, #16
    str r0, [fp, #-16]
    str r1, [fp, #-12]
    str r2, [fp, #-8]
    str r3, [fp, #-4]
    sub r0, fp, #16
    bl sq
    sub r0, fp, #12
    bl sq
    sub r0, fp, #8
    bl sq
    sub r0, fp, #4
    bl sq
    add r0, fp, #8
    bl sq
    ldr r0, [fp, #-16]
    ldr r1, [fp, #-12]
    add r0, r0, r1
    ldr r1, [fp, #-8]
    add r0, r0, r1
    ldr r1, [fp, #-4]
    add r0, r0, r1
    ldr r1, [fp, #8]
    add r0, r0, r1
    mov sp, fp
    pop {fp, lr}
    bx lr
```

MOV SP, FP



POP {FP, LR}

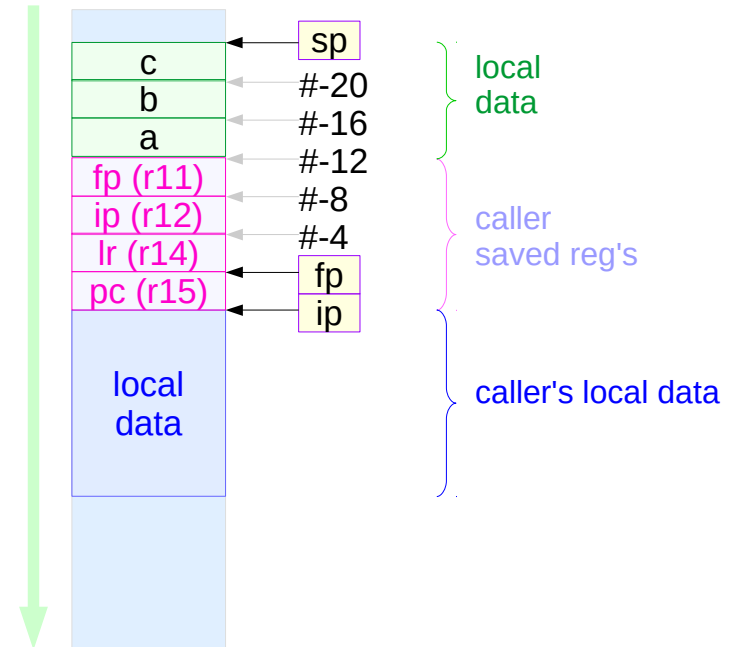


<https://thinkingeek.com/2013/02/07/arm-assembler-raspberry-pi-chapter-10/>

-fno-omit-frame-pointer

```
main:  
mov     ip, sp  
stmfd  sp!, { fp, ip, lr, pc }  
sub     fp, ip, #4  
sub     sp, sp, #12  
ldr     r2, [fp, #-16]  
ldr     r3, [fp, #-20]  
add     r3, r3, r2  
str     r3, [fp, #-24]  
sub     sp, fp, #12  
ldmfd  sp, {fp, sp, pc}
```

```
main()  
{  
    volatile int a, b, c;  
    c = a + b;  
}
```

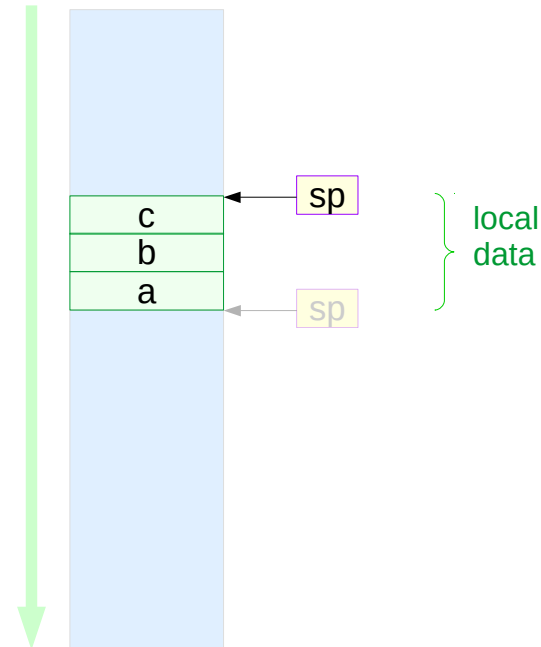


<https://community.arm.com/thread/7092>

-fomit-frame-pointer

```
main:  
sub    sp, sp, #12  
ldr    r2, [sp, #8]  
ldr    r3, [fp, #4]  
add    r3, r3, r2  
str    r3, [sp, #0]  
sub    sp, sp, #12
```

```
main()  
{  
    volatile int a, b, c;  
    c = a + b;  
}
```



<https://community.arm.com/thread/7092>

References

- [1] http://wiki.osdev.org/ARM_RaspberryPi_Tutorial_C
- [2] <http://blog.bobuhiro11.net/2014/01-13-baremetal.html>
- [3] <http://www.valvers.com/open-software/raspberry-pi/>
- [4] <https://www.cl.cam.ac.uk/projects/raspberrypi/tutorials/os/downloads.html>